



HAL
open science

Neural DDEs with Learnable Delays for Partially Observed Dynamical Systems

Thibault Monsel, Emmanuel Menier, Lionel Mathelin, Onofrio Semeraro,
Guillaume Charpiat

► **To cite this version:**

Thibault Monsel, Emmanuel Menier, Lionel Mathelin, Onofrio Semeraro, Guillaume Charpiat. Neural DDEs with Learnable Delays for Partially Observed Dynamical Systems. 2024. hal-04715748

HAL Id: hal-04715748

<https://hal.science/hal-04715748v1>

Preprint submitted on 1 Oct 2024

HAL is a multi-disciplinary open access archive for the deposit and dissemination of scientific research documents, whether they are published or not. The documents may come from teaching and research institutions in France or abroad, or from public or private research centers.

L'archive ouverte pluridisciplinaire **HAL**, est destinée au dépôt et à la diffusion de documents scientifiques de niveau recherche, publiés ou non, émanant des établissements d'enseignement et de recherche français ou étrangers, des laboratoires publics ou privés.

Neural DDEs with Learnable Delays for Partially Observed Dynamical Systems

Thibault Monsel

Université Paris-Saclay, CNRS & INRIA, Laboratoire Interdisciplinaire des Sciences du Numérique, 91405, Orsay, France

thibault.monsel@inria.fr

Emmanuel Menier

Université Paris-Saclay, CNRS & INRIA & IRT SystemX, Laboratoire Interdisciplinaire des Sciences du Numérique, 91405, Orsay, France

emmanuel.menier@inria.fr

Lionel Mathelin

Université Paris-Saclay, CNRS, Laboratoire Interdisciplinaire des Sciences du Numérique, 91405, Orsay, France

lionel.mathelin@cnrs.fr

Onofrio Semeraro

Université Paris-Saclay, CNRS, Laboratoire Interdisciplinaire des Sciences du Numérique, 91405, Orsay, France

onofrio.semeraro@universite-paris-saclay.fr

Guillaume Charpiat

Université Paris-Saclay, INRIA, Laboratoire Interdisciplinaire des Sciences du Numérique, 91405, Orsay, France

guillaume.charpiat@inria.fr

Abstract

Many successful methods to learn dynamical systems from data have recently been introduced. Such methods often rely on the availability of the system’s full state. However, this underlying hypothesis is rather restrictive as it is typically not confirmed in practice, leaving us with partially observed systems. Utilizing the Mori-Zwanzig (MZ) formalism from statistical physics, we demonstrate that Constant Lag Neural Delay Differential Equations (NDDEs) naturally serve as suitable models for partially observed states. In empirical evaluation, we show that such models outperform existing methods on both synthetic and experimental data. Code is available at <https://anonymous.4open.science/r/DynamicalSysDDE-F86C/>

1 Introduction

Learning system dynamics is essential in many domains such as biology (Roussel, 1996; Epstein, 1990), climate research (Ghil et al., 2008; Keane et al., 2019) or finance (Achdou et al., 2012). In a data-driven context, given a dataset $\{(t_0^l, x_0^l), \dots, (t_N^l, x_N^l)\}_{l=1}^L$ of observations of a unknown system:

$$\begin{aligned} \frac{dx}{dt} &= f(t, x(t)) \\ x(0) &= x_0 \end{aligned} \tag{1}$$

we wish to learn a model for the dynamics of $x(t)$ with $x : \mathbb{R} \rightarrow \mathbb{R}^n$ and $f : \mathbb{R} \times \mathbb{R}^n \rightarrow \mathbb{R}^n$. Such an approach is valid if the system’s state is fully observed and the system is Markovian. Neural Ordinary Differential Equations (NODEs), introduced in Chen et al. (2018), follows this exact formulation. NODEs gave rise to the class of continuous depth models and can be viewed as a continuous extension of Residual Networks (He et al., 2016). An immediate extension of NODEs, known as Augmented NODEs (Dupont et al., 2019), addresses the expressivity limitation of NODEs by augmenting the dimension of the solution space from \mathbb{R}^n

to \mathbb{R}^{n+p} through the introduction of an extra proxy variable $a(t)$. The additional introduced dimensions allow to learn more complex functions using simpler flows. The Augmented NODE is defined as follows:

$$\frac{d}{dt} \begin{bmatrix} x(t) \\ a(t) \end{bmatrix} = f \left(t, \begin{bmatrix} x(t) \\ a(t) \end{bmatrix} \right), \quad \begin{bmatrix} x(0) \\ a(0) \end{bmatrix} = \begin{bmatrix} x_0 \\ 0 \end{bmatrix}. \quad (2)$$

Unfortunately, many applications have to deal with partially observable states and non-Markovian dynamics making a NODE problem formulation ill-suited. For example, an instance of this issue is in the metal cutting process, where the neglect of tools' vibration delay can lead to poor surface quality (Kalmár-Nagy et al., 2001). Similarly, ignoring non-Markovian phenomena such as gene transcription, translation times, and inter-compartmental transport within cells leads to unrealistic models of biological systems. Examples include gene expression, cell division, and circadian rhythms (Jensen et al., 2003; Tiana et al., 2007). Furthermore, in climate science, accurately predicting phenomena like the El Niño-Southern Oscillation (ENSO) necessitates the inclusion of feedback loops (Kondrashov et al., 2015). To address ODEs limited expressivity some sort of memory mechanism is required.

The distinctive feature of recurrent neural networks (RNNs) is their ability to incorporate a "memory" as a latent variable. This allows them to leverage past inputs, influencing both the current input and output (Jordan, 1986; Rumelhart et al., 1985; Hochreiter & Schmidhuber, 1997). RNNs are commonly employed for processing sequential or time series data, making them well-suited for dynamical systems. However, the discrete nature of RNNs collides with the appealing continuous formulation of the problem.

An alternative hybrid technique named Latent ODE combines NODE and RNNs together (Rubanova et al., 2019). This variational-autoencoder model uses an ODE-RNN encoder and ODE decoder architecture to construct a continuous time model with a latent state defined at all times trained with a set of N observations $x(t_i)$ at times t_i . The initial latent state z_0 is sampled via a parameterized Gaussian distribution. The final output (i.e., the entire trajectory) is generated by integrating the initial state z_0 over time with another parameterized vector-field f_θ and projecting it back onto the original space.

Another approach is to incorporate non-Markovianity into the formulation by including the historical past state in Equation 1. Such a choice promotes more transparency than RNNs rather "opaque" nature. This brings us into the domain of Neural Delay Differential Equations (NDDEs), which is another subset of models falling under the umbrella of continuous depth models, alongside NODEs. A generic delay differential equation (DDE) is described by :

$$\begin{aligned} \frac{dx}{dt} &= f(t, x(t), x(\alpha_1(t)), \dots, x(\alpha_k(t))) \\ \forall t, \alpha_i(t) &= t - \tau_i(t, x(t)), \quad i \in 1, 2, \dots, k \\ x(t < 0) &= \psi(t) \end{aligned} \quad (3)$$

where, $\psi : \mathbb{R}^- \rightarrow \mathbb{R}^n$ is the history function, $\forall i, \tau_i : \mathbb{R} \times \mathbb{R}^n \rightarrow \mathbb{R}^+$ is a delay function, and $f : [0, T] \times \mathbb{R}^n \times \dots \times \mathbb{R}^n \rightarrow \mathbb{R}^n$ can be a parameterized network. The history function ψ serves as the initial condition for DDEs, analogous to x_0 in ODEs.

The modeling capabilities of NDDEs vary based on the chosen delay type. Inherently, NDDEs, with their delays, incorporate and leverage information from preceding time points, effectively converting the delay term into a dynamic memory mechanism. Initially proposed by Zhu et al. (2021) to learn NDDEs with a single constant delay, subsequent work by Zhu et al. (2023) and Schlaginhaufen et al. (2021) explored piece-wise constant delays and developed a stabilizing loss for NDDEs, respectively. Additionally, Oprea et al. (2023) focused on learning a single delay within a small network.

In this paper, we extend these previous contributions by embedding NDDEs in the general framework of the MZ formalism. We explore the possibility of learning the values of the delays at the same time as neural flows for realistic network sizes and extend the state of the art to complex physical applications.

Our main contributions are the following :

- Provide a theoretically grounded formulation for partially observed systems with the Mori-Zwanzig formalism.

- Demonstrate that constant lag NDDEs can model partially observed dynamics with numerical examples and experimental data from fluid mechanics. Code is available at <https://anonymous.4open.science/r/DynamicalSysDDE-F86C/>.
- Provide an opensource package for constant lag DDEs compatible with neural networks, implemented in Pytorch. This implementation allows to learn jointly the delay and the DDE’s dynamics. Code is available at <https://anonymous.4open.science/r/torchdde-38F6/>.

2 Modelling Partially Observed Dynamical Systems

In this section we first introduce the Mori-Zwanzig formalism, suitable for partially-observed dynamical systems, then discuss the limitations of the usual way to solve them in practice with Integro-Differential Equations, and propose our new approach based on Takens’ theorem to tackle these issues.

2.1 The Mori-Zwanzig (MZ) formalism

The Mori-Zwanzig formalism, rooted in statistical mechanics, provides a method to construct accurate evolution equations for relevant quantities, such as macroscopic observables, within high-dimensional dynamical systems (Mori, 1965; Zwanzig, 1966; Zwanzig et al., 1972). This framework is instrumental in situations where the full state $x(t)$ is unavailable, and one can only access lower dimensional observations. Additionally, the MZ formalism is relevant for addressing dimension reduction problems (Zhu, 2019). We will operate within the first scenario, i.e. with partially-observed dynamical systems.

Theorem 2.1. Mori-Zwanzig equation formalism *Let us consider a nonlinear system evolving on a smooth manifold $\mathcal{S} \subset \mathbb{R}^n$:*

$$\frac{dx}{dt} = G(x), \quad x(0) = x_0, \quad (4)$$

where the full state $x \in \mathcal{S}$ can be accessed only through the lens of an arbitrary number of scalar-valued observables $g_i : \mathcal{S} \rightarrow \mathbb{R}$. Then, under reasonable assumptions (see Appendix B), the dynamics of the vector of observables $g = [g_1, \dots, g_m]$ follow the Integro-Differential Equation (IDE) :

$$\frac{dg}{dt} = M(g(t)) - \int_0^t K(g(t-s), s) ds. \quad (5)$$

where M is a Markovian term, i.e. a function involving current observables $g(t)$, and where the function K , which depends on past observables, is integrated over the whole time since the initial condition.

This equation, derived within the framework of the Mori-Zwanzig theory (see Appendix A), is sometimes referred to as the Generalized Langevin Equation (GLE). It provides a rigorous governing equation for the observables g . This elegant formulation of partially observed dynamics yields an exact evolution equation that takes the form of an Integro-Differential Equation. Therefore, learning the dynamics of partially observed systems boils down to estimating each term of the differential equation above.

2.2 Approximations of Integro-Differential Equations (IDE)

The statement in Theorem 2.1 outlines the structure of the vector field dynamics. However, solving this dynamical equation can prove challenging due to the complexity implied by the integral term. We now discuss several approaches from the literature to estimate this integral.

A simplistic approximation consists in just disregarding the integral term, focusing solely on the impact of the observable g at the current time step t . This corresponds to NODE Chen et al. (2018), where the dynamics are approximated as:

$$\frac{dg}{dt} \approx f_\theta(t, g(t)).$$

where f_θ is a neural network with parameters θ .

Instead of neglecting it, an approach to approximate the integral consists in studying particular asymptotic regimes. Among the many different models proposed in the literature (Stinis, 2003; Chorin & Stinis, 2005; Stinis, 2006), one of the the most popular consists in approximating the integral under assumptions of very short memory or very long memory regimes.

For example, the *t-model*, also commonly called *slowly decaying memory approximation* (Chorin et al., 2002) leads to Markovian equations with time-dependent coefficients (see Appendix C for full derivation). However these remain asymptotic approximations, and, more problematically, they are not extendable to intermediate-range memory in general.

Another approach consists in performing Monte Carlo integration (Robert et al., 1999). This work has been extended in a neural network-based formulation (Neural IDE) Zappala et al. (2022), where the memory integrand is decomposed as a product of type $K(t, s)F(g(s))$. However the number of function evaluations required to accurately integrate Equation 5 scales with the increasing value of t , making the process computationally intensive. In practice, experiments indicate that Neural IDE is at *least 150 times slower* compared to other models introduced subsequently (cf Appendix E). In a similar spirit, under assumptions of short memory, one can restrict the integral to a short past and discretize it in time, leading to an equation of the form (Gallage, 2017):

$$\frac{dg}{dt} \approx M(g(t)) - \frac{1}{k} \sum_{i=1}^k K(g(t - \tau_i), \tau_i) \quad (6)$$

using k delays τ_i uniformly spaced instead of sampling them by Monte Carlo. Such approximations can be improved using high-order discretization schemes, yet, as for Neural IDE, they require an unaffordable number of delays τ_i if the integrand varies quickly or if the interval is too large.

2.3 Exact representation with Neural DDE

While Equation (6) only provides an approximation of the true dynamics and requires many delays, we show that using a more complex function of a small number of delays it is actually possible to represent the dynamics *exactly*:

Proposition 2.2 (Exact representation with delays). *If a dynamical system follows an ODE: $\frac{dx}{dt} = G(x)$, then, under the same weak hypotheses as Theorem 2.1, there exists almost surely a function M of the current observables, a finite number k of delays $\tau_1, \dots, \tau_k > 0$ and a function f such that the observables exactly follow the dynamics:*

$$\frac{dg}{dt} = M(g(t)) + f(t, g(t), g(t - \tau_1), g(t - \tau_2), \dots, g(t - \tau_k)). \quad (7)$$

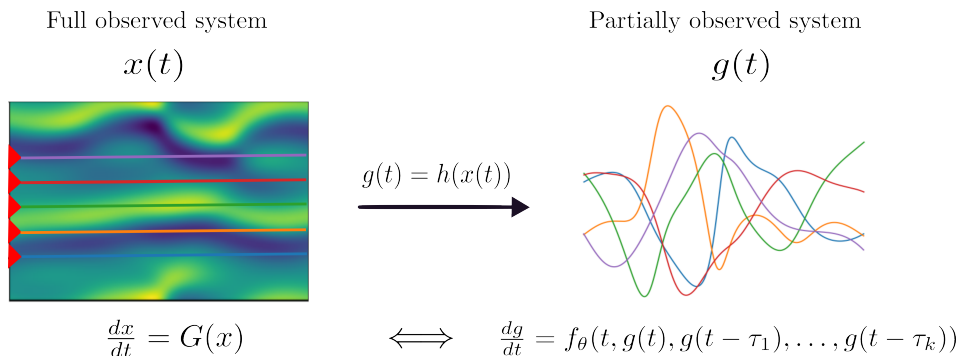


Figure 1: The MZ equation DDE approximation used to model partially observed systems. Here $h(\cdot)$ is a measurement sensing operator.

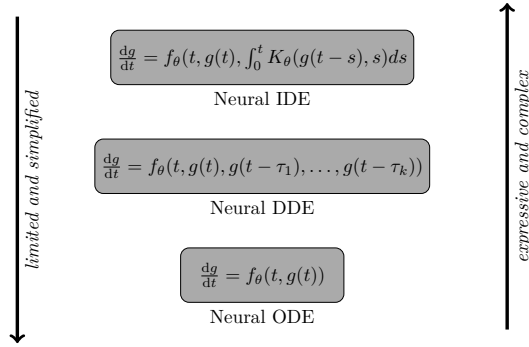


Figure 2: Modelling possibilities

The proof, deferred to Appendix H, is based on the application of Takens’ theorem, which also provides a bound on the required number of delays: twice the intrinsic dimension of the manifold \mathcal{S} in which the full state x lives, plus one. Note that this evolution equation is exact: approximations may arise from the optimization or the expressivity of the neural networks estimating M and f , but not from the number of delays provided they reach Takens’ bound. This is in contrast with the discretization of the IDE integral as in Equation (6), which becomes asymptotically precise only when the number of delays becomes large compared to the complexity of the integrand. Note that integral discretizations as in Equation (6) are doable with a single linear layer of a neural network taking past observables $g(t - \tau_i)$ as input, and that Proposition 2.2 actually states that by stacking more layers one can reach exact representation of the dynamics.

Additionally, this framework is also motivated in practice with climate models from Ghil et al. (2008); Falkena et al. (2021) that utilize the MZ formalism to derive DDE structures.

Experiments in Section 4 will illustrate that NDDEs where *both the delays and their dynamics are learned jointly* can effectively capture the dynamics of partially observed systems. Before this, we detail how to perform such a training in the next section. In Figure 1, the general scenario is highlighted, wherein users have access solely to the system’s observables and we wish to learn their dynamics by using the *MZ equation* approximation (Eq. 7). The different models seen in this section, namely Neural-{IDE, DDE, ODE}, are summarized in Figure 2.

3 Neural Delay Differential Equations with Learnable Delays

A constant lag NDDE is part of the larger family of continuous depth models that emerged with NODE Chen et al. (2018), it is defined by:

$$\begin{aligned} \frac{dx}{dt} &= f_\theta(t, x(t), x(t - \tau_1), \dots, x(t - \tau_k)) \\ x(t < 0) &= \psi(t) \end{aligned} \tag{8}$$

where $\psi : \mathbb{R} \rightarrow \mathbb{R}^n$ be the history function, $\forall i, \tau_i \in \mathbb{R}^+$ be a delay constant and $f_\theta : [0, T] \times \mathbb{R}^n \times \dots \times \mathbb{R}^n \rightarrow \mathbb{R}^n$ be neural network.

There are two possible ways of training continuous-depth models: discretize-then-optimize or optimize-then-discretize (Kidger, 2022). In the former, the library’s inherent auto-differentiation capabilities are leveraged. In the latter, the adjoint dynamics are employed to compute the gradient’s loss. Theorem 3.1 provides the adjoint method for constant lag NDDEs.

Theorem 3.1. *Let us consider the continuous-depth DDE model below where τ can appear in the parameters vector θ and the notation $x(t) = x_t$ for conciseness :*

$$\begin{aligned} x'_t &= f_\theta(t, x_t, x_{t-\tau}), \quad \tau \in \mathbb{R}^+ \\ x_{t < 0} &= \psi_t \end{aligned} \tag{9}$$

and the following loss function :

$$L(x_t) = \int_0^T l(x_t) dt$$

The gradient’s loss w.r.t. the parameters is given by:

$$\frac{dJ}{d\theta} = -\int_0^T \lambda_t \left(\frac{\partial f(x_t, x_{t-\tau}; \theta)}{\partial \theta} + \frac{\partial f(x_t, x_{t-\tau}; \theta)}{\partial x_{t-\tau}} x'_{t-\tau} \right) dt + \int_{-\tau}^0 \lambda_{t+\tau} \frac{\partial f(x_{t+\tau}, x_t; \theta)}{\partial x_t} \frac{\partial \psi_t}{\partial \theta} dt. \quad (10)$$

where the adjoint dynamics λ_t are given by another DDE:

$$\begin{aligned} \dot{\lambda}_t &= \frac{\partial l(x_t)}{\partial x_t} - \lambda_t \frac{\partial f(x_t, x_{t-\tau}; \theta)}{\partial x_t} - \lambda_{t+\tau} \frac{\partial f(x_{t+\tau}, x_t; \theta)}{\partial x_t}, \\ \lambda_{t \geq T} &= 0. \end{aligned} \quad (11)$$

Proof for Theorem 3.1 and a generalization for multiple constant delays are in Appendix G. The second integral term in equation 10 is more often than not null since the history function ψ_t is user defined and not learnt.

Learning the delays τ_i within NDDEs is crucial for accurately modeling partially observed dynamics. Indeed, certain delays may not provide relevant enough information (if too small, entries of the delay vector data are too similar; if too large, the entries tend to be completely uncorrelated and cannot be numerically linked to a consistent dynamical system), therefore delays need to be adapted during training. This is illustrated in the second **Cavity** experiment in Section 4.2, where the training of NDDEs with fixed delays remains stuck, while concurrently learning the delays converges to a satisfactory solution. Appendix I briefly illustrates how suitable delays (and the information contained within these delayed observables) can impact the model’s learning process.

Substantial efforts have been expanded to design a user-friendly API, developing a numerically robust DDE solver, and implementing the adjoint method (referenced as Theorem 3.1) in the `torchdde` package. These advancements ensure a seamless integration of DDEs for future users, enhancing reproducibility. Further details about `torchdde` are available in the supplementary materials and benchmarks are found in Appendix E.3.

4 Experiments

Numerous experiments have been carried out, categorically addressing two aspects: firstly, validating the existing adjoint approach and assessing the benefits of incorporating learnable constant delays; secondly, examining how neural DDEs with learnable delays is essential to effectively approximate partially observed systems, demonstrated on both synthetic data and experimental data. Additional experiments are also provided in Appendix F.

In a nutshell, the Brusselator and KS System experiments introduced below showcase multiple delays learning. NDDE is the only model that accurately captures the statistics of the KS System. In the Cavity experiment presented below, learning delays is crucial, as fixed delays fail to capture the system’s dynamics correctly.

4.1 Dynamical systems

Toy Dataset We demonstrate that the current approach with the adjoint method can learn jointly the delay and the dynamics of a system used to model population dynamics in biology Arino et al. (2009); Banks et al.

(2017). Such a described system is formulated through the following DDE :

$$\begin{aligned} \frac{dx}{dt} &= x(t)(1 - x(t - \tau)), \\ x(t < 0) &= \psi(t) \end{aligned} \tag{12}$$

where we integrate from $t \in [0, 10]$, $\tau = 1$, $\psi(t) = x_0$ and x_0 is sampled from the uniform distribution $\mathcal{U}(2.0, 3.0)$.

The following experiments showcase how NDDEs can effectively model partially observed systems with the systems past state values rather than with opaque latent variables.

Brusselator The Belousov-Zhabotinsky kinetic equation Belousov (1959); Zhabotinskii (1964) can be modelled by the Brusselator system :

$$\begin{cases} \frac{d\phi_1}{dt} = A - B\phi_1 - \phi_1 + \phi_1^2\phi_2 \\ \frac{d\phi_2}{dt} = B\phi_1 - \phi_1^2\phi_2. \end{cases} \tag{13}$$

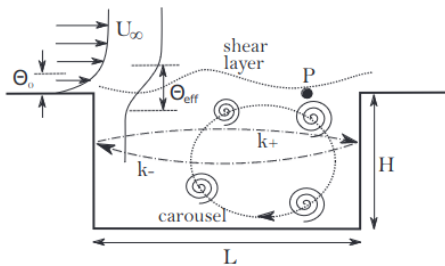
where we integrate in the time domain $t \in [0, 25]$, the initial condition ϕ_1 is sampled from the uniform distribution $\mathcal{U}(0, 2.0)$ and $\phi_2 = 0.0$. We set ourselves in the partially observable case where we only have ϕ_1 's dynamics and wish to reconstruct its dynamics.

Kuramoto–Sivashinsky (KS) System We set ourselves in another experiment with the chaotic Kuramoto–Sivashinsky System whose 1D dynamics $u(x, t)$ is :

$$\frac{\partial u}{\partial t} + \frac{\partial^2 u}{\partial x^2} + \frac{\partial^4 u}{\partial x^4} + \frac{1}{2} \frac{\partial u^2}{\partial x} = 0$$

The system is integrated over the time domain $t \in [0, 30]$, and its spatial domain $D_x = [0, 22]$ is discretized into 128 points. To put ourselves in the partially observed setting we choose to observe k features uniformly spread across the spatial domain (here $k = 5$).

Incompressible open cavity flow We consider here as experimental demonstrator the modelling based on time-series derived from wind tunnel experiments of an open cavity flow represented in Figure 3; the facility is described in Tuerke et al. (2020), where the data we provide in open access with this work are discussed. Open cavity flow attracted numerous research efforts in the last decades for the interesting dynamics at work: the flow is characterized by an impinging shear layer activating a centrifugal instability in a cavity; this interplay, reminiscent of the feedback acoustic mechanisms described in Rossiter (1964), leads to a self-sustained oscillation. A broad range of dynamics is observed, ranging from limit cycles, to toroidal and chaotic dynamics. The data obtained is for a Reynolds number $Re = 9190$. More details on the experimental setup is given in Tuerke et al. (2020).



	KS	Cavity	Brusselator
NDDE	5	1	2

Table 1: Number of delays used in NDDE for each experiment

Figure 3: Sketch of open cavity flow. Sensor placed in P.

⁰Figure taken from Tuerke et al. (2020)

	LSTM	NODE	ANODE	Latent ODE	NDDE
Brusselator	0.0051 ± 0.0031	0.77 ± 0.00080	0.0050 ± 0.0050	0.014 ± 0.0076	0.016 ± 0.0076
KS	0.77 ± 0.041	0.71 ± 0.10	0.55 ± 0.027	0.43 ± 0.07	0.28 ± 0.024
Cavity	0.75 ± 0.46	0.96 ± 0.0011	0.65 ± 0.0090	0.25 ± 0.14	0.13 ± 0.012

Table 2: Test loss experiments averaged over 5 runs

4.2 Results

In this section, we assess the performance of the models with their ability to predict future states of a given partially observed system along with the toy dataset experiment. In this study, LSTM, NODE, ANODE, Latent ODE and NDDE were selected for comparison, and Table 2 displays the test MSE loss over each experiment. Appendix J goes in more details about each model’s architecture and the training and testing procedure. Every model incorporates a form of ‘memory’ into its architecture, with the exception of NODE. While LSTM and Latent ODE utilizes hidden units and ANODE employs its augmented state $a(t)$, NDDE leverages past states such as $x(t - \tau)$. Finally, Table 1 outlines the number of delays employed in NDDE for each experiment. We provide in Appendix D a general discussion on the delays learnt and their evolution during the training process of each experiment. In all subsequent figures, the y-axis $y(t)$ represents our observables, defined as $y(t) = g(x(t))$

Toy dataset Figure 4 & 5 respectively depict the model’s robust convergence to accurate dynamics and the delay evolution during training over many seeds, showcasing a consequence of Takens’ theorem (Takens, 1981), that is, by using a delay-coordinate map, one can construct a diffeomorphic shadow manifold M' from univariate observations of the original system in the generic sense. In our case such a lag variable is $(x(t), x(t - \tau))$ with $\tau \in \mathbb{R}^+$. The result of Figure 5 may seem surprising as the underlying DDE has a unique delay $\tau = 1$. However, we are not approximating the exact dynamics from the DDE itself but rather from the shadow manifold M' . In classical approaches (see Tan et al. (2023a;b)), the selected delay with Takens’ theorem for SSR corresponds to the time series’ minimum delayed mutual information which measures the general dependence of two variables Fraser & Swinney (1986).

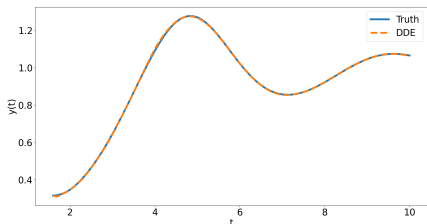


Figure 4: Toy dataset random test sample

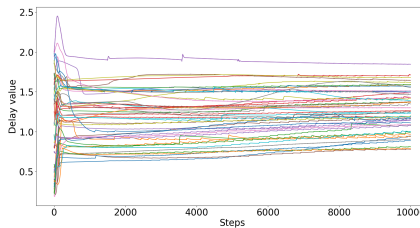


Figure 5: Toy dataset delay evolution during training

Brusselator In the case of this highly stiff and periodic dataset, all models demonstrate satisfactory performance except for NODE. NODE predicts the trajectory’s mean thus highlighting the importance of incorporating memory terms. Remarkably, both LSTM and ANODE perform equally well, with NDDE and Latent ODE slightly trailing by a narrow margin as shown in Figure 7.

KS System This experiment deals with a chaotic setting of the partially observed system. By observing periodically k features, the hopes of estimating the high order spatial partial derivatives of $u(x, t)$ is in vain making such formulation of the problem even more challenging. Figure 6 showcases random test samples from two different training runs, highlighting how NDDEs outperform other models struggling with the dynamics of the selected features. Furthermore, in a chaotic setting, the statistics of the dynamics prove more informative than the trajectory itself. Figure 8 demonstrates that the DDE formulation is distinctive in

its adherence to the density distribution of the KS System’s test set. This outcome highlights that utilizing past states $x(t - \tau)$ as memory buffers, as opposed to opaque latent variables, can lead to superior results.

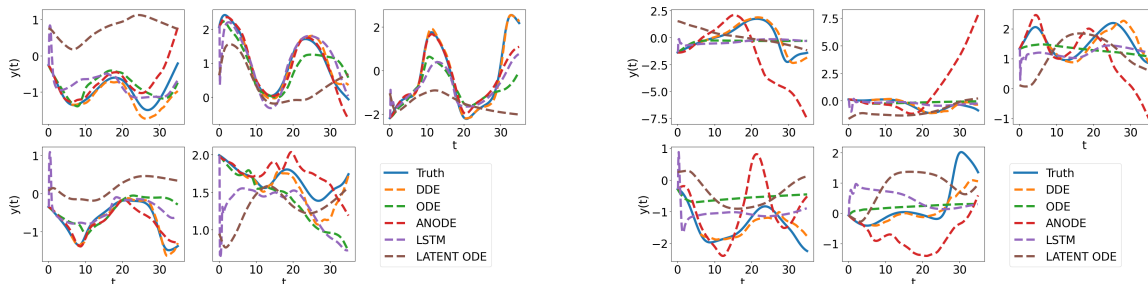


Figure 6: KS random test sample

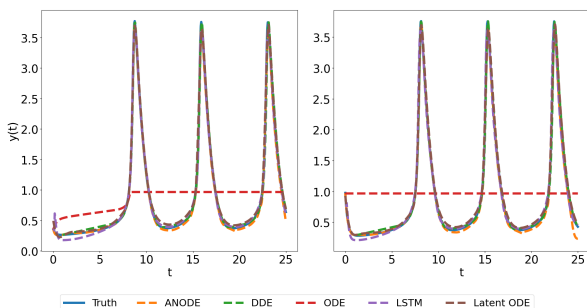


Figure 7: Brusselator random test sample

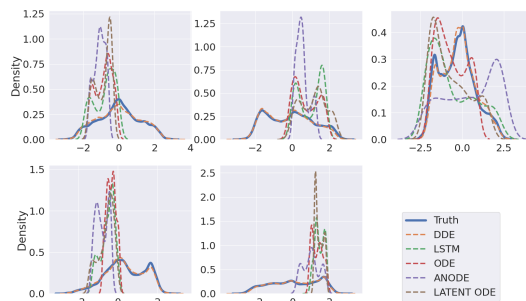


Figure 8: Example of KS testset density plots

Cavity Once more, the NDDE formulation distinguishes itself from other models as seen in Figure 9, and this can be attributed to various factors. The experimental setup encourages a delayed formulation of the problem, with the vortex-induced flow originating from the cavity, coupled with partial observability issues. Latent ODE yields acceptable results compared to NODE that generates the system’s average trajectory, while LSTM and ANODE capture vague oscillations, albeit occasionally in conflicting phases. Finally, these experiments demonstrate that NDDE can effectively model trajectories even in the presence of noise in the data.

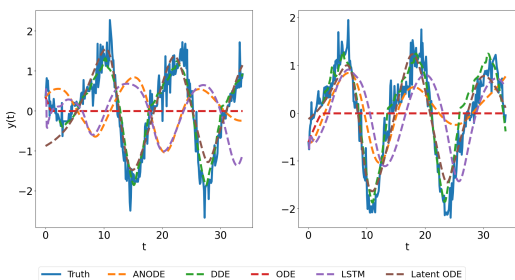


Figure 9: Cavity random test samples

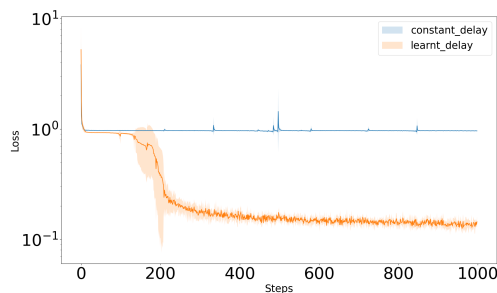


Figure 10: NDDE’s with constant and learnable delays MSE train loss averaged over 5 runs

Lastly, we compare NDDE with learnable and fixed delays, initialized at a random value, on our Cavity dataset. Figure 10 illustrates a significant difference in the MSE loss magnitude between NDDEs with fixed delays and those with learnable delays, emphasizing the significance of training these delays.

5 Conclusion

In this study, we showcased the capability of constant lag neural delay differential equations (NDDEs) to effectively represent partially observed systems. The theoretical support for this assertion comes from the Mori-Zwanzig formalism and with its simplification that introduces DDE dynamics. We applied NDDEs to synthetic, chaotic, and real-world noisy data, and conducted comparisons with other continuous-depth and memory based models. The performed experiments revealed two key insights: firstly, the essential role of memory in accurately capturing dynamics; secondly, it was demonstrated that LSTMs' and Latent ODEs' hidden latent states or ANODEs' latent variables are not the exclusive means or sometimes come short to achieve optimal performance, emphasizing the efficacy of delayed terms as an efficient dynamic memory mechanism.

NDDEs come with inherent limitations, such as the linear scaling of its adjoint method with the number of delays (refer to Appendix G for the case of multiple constant delays). Another question is how to determine the optimal number of delays to consider; this said, overestimating the number of delays does not hurt the final performance. Promising directions for future research involve exploring an equivalent version of ANODEs with NDDEs to assess whether simpler flows can be learned. Additionally, there is a research opportunity to investigate regularization terms that could enhance the NDDE training process. Specifically, we are contemplating the inclusion of a penalty term resembling of a delayed mutual information, inspired by the work of (Fraser & Swinney, 1986).

References

- Yves Achdou, Olivier Bokanowski, and Tony Lelièvre. Partial differential equations in finance. *The Encyclopedia of Financial Models*, 2, 2012.
- O. Arino, M.L. Hbid, and E.A. Dads. *Delay Differential Equations and Applications: Proceedings of the NATO Advanced Study Institute held in Marrakech, Morocco, 9-21 September 2002*. Nato Science Series II. Springer Netherlands, 2009. ISBN 9789048104079.
- H.T. Banks, J.E. Banks, Riccardo Bommarco, A.N. Laubmeier, N.J. Myers, Maj Rundlöf, and Kristen Tillman. Modeling bumble bee population dynamics with delay differential equations. *Ecological Modelling*, 351:14–23, 2017. ISSN 0304-3800. doi: <https://doi.org/10.1016/j.ecolmodel.2017.02.011>. URL <https://www.sciencedirect.com/science/article/pii/S0304380017301606>.
- Belousov. *A periodic reaction and its mechanism, in Collection of short papers on radiation medicine for 1958*. , Med. Publ. Moscow, 1959.
- Jonathan Calver and W.H. Enright. Numerical methods for computing sensitivities for odes and ddes. *Numerical Algorithms*, 74, 04 2017. doi: 10.1007/s11075-016-0188-6.
- Tian Qi Chen, Yulia Rubanova, Jesse Bettencourt, and David Duvenaud. Neural ordinary differential equations. In Samy Bengio, Hanna M. Wallach, Hugo Larochelle, Kristen Grauman, Nicolò Cesa-Bianchi, and Roman Garnett (eds.), *NeurIPS*, pp. 6572–6583, 2018. URL <http://dblp.uni-trier.de/db/conf/nips/nips2018.html#ChenRBD18>.
- Alexandre J. Chorin and Panagiotis Stinis. Problem reduction, renormalization, and memory, 2005.
- Alexandre J Chorin, Ole H Hald, and Raz Kupferman. Optimal prediction with memory. *Physica D: Nonlinear Phenomena*, 166(3-4):239–257, 2002.
- Emilien Dupont, Arnaud Doucet, and Yee Whye Teh. Augmented neural ODEs. *Advances in Neural Information Processing Systems*, 32, 2019.

-
- Irving R Epstein. Differential delay equations in chemical kinetics: Some simple linear model systems. *The Journal of Chemical Physics*, 92(3):1702–1712, 1990.
- Swinda K. J. Falkena, Courtney Quinn, Jan Sieber, and Henk A. Dijkstra. A delay equation model for the atlantic multidecadal oscillation. *Proceedings of the Royal Society A: Mathematical, Physical and Engineering Sciences*, 477(2246):20200659, February 2021. ISSN 1471-2946. doi: 10.1098/rspa.2020.0659. URL <http://dx.doi.org/10.1098/rspa.2020.0659>.
- Andrew M. Fraser and Harry L. Swinney. Independent coordinates for strange attractors from mutual information. *Phys. Rev. A*, 33:1134–1140, Feb 1986. doi: 10.1103/PhysRevA.33.1134. URL <https://link.aps.org/doi/10.1103/PhysRevA.33.1134>.
- Roshini Samanthi Gallage. *Approximation of continuously distributed delay differential equations*. Southern Illinois University at Carbondale, 2017.
- Michael Ghil, Ilya Zaliapin, and Sylvester Thompson. A delay differential model of ENSO variability: parametric instability and the distribution of extremes. *Nonlinear Processes in Geophysics*, 15(3):417–433, 2008.
- Kaiming He, Xiangyu Zhang, Shaoqing Ren, and Jian Sun. Deep residual learning for image recognition. In *Proceedings of the IEEE conference on computer vision and pattern recognition*, pp. 770–778, 2016.
- Sepp Hochreiter and Jürgen Schmidhuber. Long short-term memory. *Neural computation*, 9(8):1735–1780, 1997.
- MH Jensen, Kim Sneppen, and G Tiana. Sustained oscillations and time delays in gene expression of protein hes1. *Febs Letters*, 541(1-3):176–177, 2003.
- MI Jordan. Serial order: a parallel distributed processing approach. technical report, june 1985-march 1986. Technical report, California Univ., San Diego, La Jolla (USA). Inst. for Cognitive Science, 1986.
- Tamás Kalmár-Nagy, Gábor Stépán, and Francis C Moon. Subcritical hopf bifurcation in the delay equation model for machine tool vibrations. *Nonlinear Dynamics*, 26:121–142, 2001.
- Andrew Keane, Bernd Krauskopf, and Henk A Dijkstra. The effect of state dependence in a delay differential equation model for the El Niño southern oscillation. *Philosophical Transactions of the Royal Society A*, 377(2153):20180121, 2019.
- Patrick Kidger. On neural differential equations, 2022.
- Dmitri Kondrashov, Mickaël D Chekroun, and Michael Ghil. Data-driven non-markovian closure models. *Physica D: Nonlinear Phenomena*, 297:33–55, 2015.
- Bernard O Koopman. Hamiltonian systems and transformation in hilbert space. *Proceedings of the National Academy of Sciences*, 17(5):315–318, 1931.
- Emmanuel Menier, Sebastian Kaltenbach, Mouadh Yagoubi, Marc Schoenauer, and Petros Koumoutsakos. Interpretable learning of effective dynamics for multiscale systems, 2023.
- Hazime Mori. A Continued-Fraction Representation of the Time-Correlation Functions. *Progress of Theoretical Physics*, 34(3):399–416, 09 1965. ISSN 0033-068X. doi: 10.1143/PTP.34.399. URL <https://doi.org/10.1143/PTP.34.399>.
- Lyle Noakes. The takens embedding theorem. *International Journal of Bifurcation and Chaos*, 1(04):867–872, 1991.
- Maria Oprea, Mark Walth, Robert Stephany, Gabriella Torres Nothhaft, Arnaldo Rodriguez-Gonzalez, and William Clark. Learning the delay using neural delay differential equations, 2023.
- Christian P Robert, George Casella, Christian P Robert, and George Casella. Monte carlo integration. *Monte Carlo statistical methods*, pp. 71–138, 1999.

-
- JE Rossiter. Wind-tunnel experiments on the flow over rectangular cavities at subsonic and transonic speeds. *Aeronautical Research Council and Reports and Memoranda*, 1964.
- Marc R Roussel. The use of delay differential equations in chemical kinetics. *The Journal of Physical Chemistry*, 100(20):8323–8330, 1996.
- Yulia Rubanova, Ricky T. Q. Chen, and David Duvenaud. Latent odes for irregularly-sampled time series, 2019.
- David E Rumelhart, Geoffrey E Hinton, Ronald J Williams, et al. Learning internal representations by error propagation, 1985.
- Tim Sauer, James A Yorke, and Martin Casdagli. Embedology. *Journal of statistical Physics*, 65:579–616, 1991.
- Andreas Schlaginhaufen, Philippe Wenk, Andreas Krause, and Florian Dörfler. Learning stable deep dynamics models for partially observed or delayed dynamical systems, 2021.
- Panagiotis Stinis. Stochastic optimal prediction for the kuramoto-sivashinsky equation, 2003.
- Panagiotis Stinis. Higher order mori-zwanzig models for the euler equations, 2006.
- Makoto Takamoto, Timothy Praditia, Raphael Leiteritz, Dan MacKinlay, Francesco Alesiani, Dirk Pflüger, and Mathias Niepert. Pdebench: An extensive benchmark for scientific machine learning, 2023.
- Floris Takens. Detecting strange attractors in turbulence. In David Rand and Lai-Sang Young (eds.), *Dynamical Systems and Turbulence, Warwick 1980*, pp. 366–381, Berlin, Heidelberg, 1981. Springer Berlin Heidelberg. ISBN 978-3-540-38945-3.
- Eugene Tan, Shannon Algar, Débora Corrêa, Michael Small, Thomas Stemler, and David Walker. Selecting embedding delays: An overview of embedding techniques and a new method using persistent homology. *Chaos: An Interdisciplinary Journal of Nonlinear Science*, 33(3):032101, 03 2023a. ISSN 1054-1500. doi: 10.1063/5.0137223. URL <https://doi.org/10.1063/5.0137223>.
- Eugene Tan, Shannon Algar, Débora Corrêa, Michael Small, Thomas Stemler, and David Walker. Selecting embedding delays: An overview of embedding techniques and a new method using persistent homology. *Chaos: An Interdisciplinary Journal of Nonlinear Science*, 33(3), March 2023b. ISSN 1089-7682. doi: 10.1063/5.0137223. URL <http://dx.doi.org/10.1063/5.0137223>.
- Yifeng Tian, Yen Ting Lin, Marian Anghel, and Daniel Livescu. Data-driven learning of Mori–Zwanzig operators for isotropic turbulence. *Physics of Fluids*, 33(12):125118, December 2021. ISSN 1070-6631, 1089-7666. doi: 10.1063/5.0070548. URL <https://aip.scitation.org/doi/10.1063/5.0070548>.
- Guido Tiana, Sandeep Krishna, Simone Pigolotti, Mogens H Jensen, and K Sneppen. Oscillations and temporal signalling in cells. *Physical biology*, 4(2):R1, 2007.
- F Tuerke, François Lusseyran, Denisse Sciamarella, Luc Pastur, and G Artana. Nonlinear delayed feedback model for incompressible open cavity flow. *Physical Review Fluids*, 5(2):024401, 2020.
- Emanuele Zappala, Antonio Henrique de Oliveira Fonseca, Andrew Henry Moberly, Michael James Higley, Chadi Abdallah, Jessica Cardin, and David van Dijk. Neural integro-differential equations, 2022.
- A M Zhabotinskii. [PERIODIC COURSE OF THE OXIDATION OF MALONIC ACID IN a SOLUTION (STUDIES ON THE KINETICS OF BEOLUSOV’S REACTION)]. *Biofizika*, 9:306–311, 1964.
- Qunxi Zhu, Yao Guo, and Wei Lin. Neural delay differential equations. In *The Ninth International Conference on Learning Representations*, 2021.
- Qunxi Zhu, Yao Guo, and Wei Lin. Neural delay differential equations: System reconstruction and image classification, 2023.

Yuanran Zhu. *Mori-Zwanzig Equation: Theory and Applications*. University of California, Santa Cruz, 2019.

Robert Zwanzig. Approximate eigenfunctions of the liouville operator in classical many-body systems. *Phys. Rev.*, 144:170–177, Apr 1966. doi: 10.1103/PhysRev.144.170. URL <https://link.aps.org/doi/10.1103/PhysRev.144.170>.

Robert Zwanzig, K. S. J. Nordholm, and W. C. Mitchell. Memory effects in irreversible thermodynamics: Corrected derivation of transport equations. *Phys. Rev. A*, 5:2680–2682, Jun 1972. doi: 10.1103/PhysRevA.5.2680. URL <https://link.aps.org/doi/10.1103/PhysRevA.5.2680>.

A Derivation of Theorem 2.1

The dynamics of a physical model can be written as the evolution equation of the form

$$\frac{\partial}{\partial t} e^{t\mathcal{G}} u(0) = \mathcal{G}u(0)$$

where the $e^{t\mathcal{G}}$ is the evolution operator and \mathcal{G} is the corresponding infinitesimal generator and u an observable function Zhu (2019). The goal is to find an appropriate projector \mathcal{P} and $\mathcal{Q} = \mathcal{I} - \mathcal{P}$ that splits the dynamics of the original high-dimensional system into resolved variables, unresolved variables and the interaction between these two.

If we consider a nonlinear system evolving on a smooth manifold $\mathcal{S} \subset \mathbb{R}^n$.

$$\frac{dx}{dt} = F(x), \quad x(0) = x_0$$

The system can be seen through the lens of an arbitrary number of scalar-valued observables $\forall i, g_i : \mathcal{S} \rightarrow \mathbb{C}$. The dynamics of any scalar-valued observable $g_i(x)$ (quantity of interest) can be expressed with the Koopman operator $\mathcal{K}(t, s)$ Koopman (1931),

$$g_i(x(t)) = [\mathcal{K}(t, s)g_i](x(s)) \quad (14)$$

$$\mathcal{K}(t, s) = e^{(t-s)\mathcal{L}}, \quad \mathcal{L}g_i(x) = F(x) \cdot \nabla g_i(x) \quad (15)$$

with \mathcal{L} the Liouville operator. Often rather than not, instead of computing the dynamics of all observables, it is better to compute the evolution of a subset of quantities of interest. This subspace can be modelled with a bounded linear operator \mathcal{P} (projector) and its orthogonal projector $\mathcal{Q} = \mathcal{I} - \mathcal{P}$. Since we are only considering a subset of observable we seek to get the dynamics of $\mathcal{P}\mathcal{K}(t, s)$. With the definition of the Koopman operator and the Dyson identity

$$e^{t\mathcal{L}} = e^{t\mathcal{Q}\mathcal{L}} + \int_0^t e^{s\mathcal{L}}\mathcal{P}\mathcal{L}e^{(t-s)\mathcal{Q}\mathcal{L}} ds \quad (16)$$

we obtain the Mori-Zwanzig operator equation

$$\frac{d}{dt} e^{t\mathcal{L}} = e^{t\mathcal{L}}\mathcal{P}\mathcal{L} + e^{t\mathcal{Q}\mathcal{L}}\mathcal{Q}\mathcal{L} + \int_0^t e^{s\mathcal{L}}\mathcal{P}\mathcal{L}e^{(t-s)\mathcal{Q}\mathcal{L}}\mathcal{Q}\mathcal{L} ds \quad (17)$$

The three terms at the right hand side are respectively the streaming (or Markovian) term, the fluctuation (or noise) term and the memory term.

Then, one can apply Eq. equation 17 to an arbitrary observable function g_i and evaluate it at x to get the dynamics of the projected (or not) resolved variables of the system.

One can rewrite also the MZ's functional form equation (Tian et al., 2021) by applying equation 17 to all observables g_i at their initial condition $g_i(t=0) = g_{i0}$ and concatenating all observable g_i together into $g = [g_1, \dots, g_m]$.

$$\frac{dg(t)}{dt} = M(g(t)) + F(t) - \int_0^t K(g(t-s), s) ds \quad (18)$$

where

$$M(g(t)) = e^{t\mathcal{L}}\mathcal{P}\mathcal{L}g_0 \quad (19)$$

$$F(t) = e^{t\mathcal{Q}\mathcal{L}}\mathcal{Q}\mathcal{L}g_0 \quad (20)$$

$$K(g(t-s), s) = -e^{(t-s)\mathcal{L}}\mathcal{P}\mathcal{L}e^{s\mathcal{Q}\mathcal{L}}\mathcal{Q}\mathcal{L}g_0 \quad (21)$$

B Cancelling out the noise term $F(x, t)$

One possibility is by applying the projector \mathcal{P} we get rid of the fluctuation/noise term.

$$\frac{\partial}{\partial t}\mathcal{P}e^{t\mathcal{L}} = \mathcal{P}e^{t\mathcal{L}}\mathcal{P}\mathcal{L} + \int_0^t \mathcal{P}e^{s\mathcal{L}}\mathcal{P}\mathcal{L}e^{(t-s)\mathcal{Q}\mathcal{L}}\mathcal{Q}\mathcal{L}ds \quad (22)$$

since the $e^{t\mathcal{Q}\mathcal{L}}$ and \mathcal{P} live in orthogonal subspaces. Instead of learning your observable g you consider $\mathcal{P}g$.

The other option depends on information that is unavailable as it is orthogonal to the observed subspace. However, this term vanishes if the history of the observed subspace is known, and the orthogonal dynamics are dissipative Menier et al. (2023).

C t-model derivation

In the case of the slowly decaying memory (i.e., *t-model*), we have the approximation :

$$e^{t\mathcal{Q}\mathcal{L}} \approx e^{t\mathcal{L}}. \quad (23)$$

By rewriting the memory term of the Mori-Zwanzig equation (Eq. 17)

$$\int_0^t e^{(t-s)\mathcal{L}}\mathcal{P}\mathcal{L}e^{s\mathcal{Q}\mathcal{L}}\mathcal{Q}\mathcal{L}ds = \int_0^t \mathcal{L}e^{(t-s)\mathcal{L}}e^{s\mathcal{Q}\mathcal{L}}\mathcal{Q}\mathcal{L}ds - \int_0^t e^{(t-s)\mathcal{L}}e^{s\mathcal{Q}\mathcal{L}}\mathcal{Q}\mathcal{L}\mathcal{Q}\mathcal{L}ds.$$

where we used the commutation of \mathcal{L} and $\mathcal{Q}\mathcal{L}$ with $e^{t\mathcal{L}}$ and $e^{s\mathcal{Q}\mathcal{L}}$, respectively. By using Equation 23, which eliminates the s dependence of both integrands we get :

$$\int_0^t e^{(t-s)\mathcal{L}}\mathcal{P}\mathcal{L}e^{s\mathcal{Q}\mathcal{L}}\mathcal{Q}\mathcal{L}ds \approx te^{t\mathcal{L}}\mathcal{P}\mathcal{L}\mathcal{Q}\mathcal{L}.$$

Only time dependence remains of the memory integral. We refer to Zhu (2019) for a more detailed discussion on the *t-model*.

D Learning the delays

As a reminder, Table 1 provides the number of delays used in each experiment.

For each experiment, we present randomly selected models and display the evolution of delays during training in Figure 11. Empirically, across all our experiments, we observe that the delays converge to specific values. Notably, if the system is periodic, these values do not match the system's period as observed in the Brusselator experiment. This makes sense, as incorporating such a delay would not provide any additional information to the NDDE model. For the KS system experiments, we see that the delays that are initialized close to each tend to spread out during the training phase in order to maximize the system's information diversity.

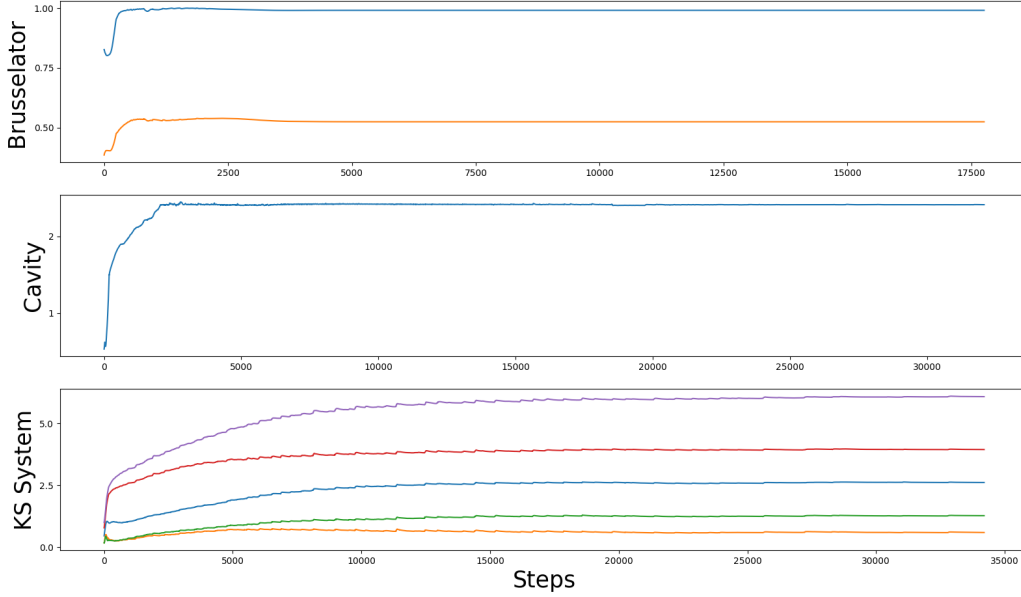


Figure 11: Delay’s evolution during training for each experiment mentioned on each subplot’s y-axis

E Neural IDE and Neural DDE Benchmark

Firstly, let us compare both Neural IDE and Neural DDE analytically where any function f_θ denotes a parameterized network:

$$\frac{dg}{dt} = M_\theta(g(t)) - \int_0^t K_\theta(g(t-s), s) ds \quad (24)$$

$$\frac{dg}{dt} = f_{\theta_1}(g(t)) + f_{\theta_2}(t, g(t), g(t - \tau_1), \dots, g(t - \tau_n)) \quad (25)$$

The second term on the right hand side of Equation 24 is much more computationally involved than that of the second term on the right hand side of Equation 25 . Indeed, Equation 25 only needs 2 function evaluations to evaluate it’s right hand side(RHS). On the other hand, the number of function evaluation required to integrate Equation 24 will scale as t grows in order to get a correct evaluation of the integral term.

E.1 Computation Time

Figure 12 compares the computation time of a forward pass between a Neural IDE and Neural DDE of the same size (roughly 500 parameters). We use the following setup :

- Use a RK4 solver with a timestep of $dt = 0.1$.
- Use a batch size of 128.
- Neural DDE uses 5 delays.
- Different state $g(t)$ dimensions are tested : [5, 10, 50, 100] .

- The upper integration bound is varied from $t = 0.2$ to $t = 2.0$ s.

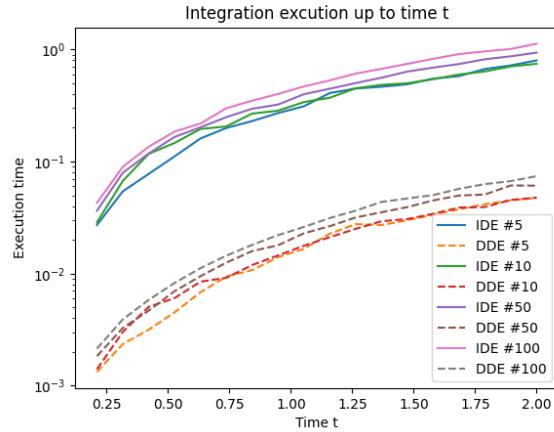


Figure 12: Time duration of forward pass averaged over 5 runs

This benchmark clearly shows how expensive Neural IDE is. NDDEs integration are at least an order of magnitude faster. (Please note that in Figure 12, the notation "#i" refers to the number of features that our state $g(x, t)$ has).

E.2 Memory Consumption

We also performed memory profiling between the two methods and compared their memory needs for one forward pass. We use the following setup :

- Use a RK4 solver with a timestep of $dt = 0.1$.
- Use a batch size of 128.
- Neural DDE uses 5 delays.
- Different state $g(t)$ dimension is 100 .
- The upper integration bound is varied from $t = 0.2$ to $t = 2.0$ s.

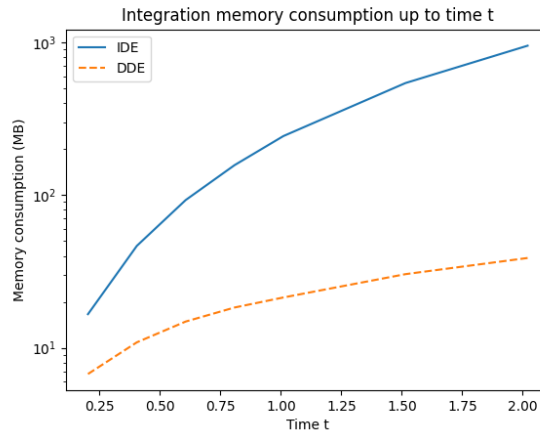


Figure 13: Memory consumption of forward pass averaged over 5 runs

For extremely small tasks, the memory requirements of IDEs are excessive, as depicted in Figure 13. Despite this, we attempted to implement the Neural IDE method in our experiments. Unfortunately, during training, we encountered memory issues, even with a simple problem like the Brusselator. The reason behind this is that the integral component needs to be recalculated at each integration step, causing scalability problems when the integration duration is extensive.

E.3 torchdde’s memory and time benchmark

In this subsection, we provide time and memory benchmarks on some of `torchdde`’s solvers. In order to compare both training methods of optimize-then-discretize (i.e. the adjoint method) and discretize-then-optimize (i.e. regular backpropagation), we present the Brusselator’s experiment time duration and memory usage for various solvers during training (with a batch size of 1024) in Tables 3 and 4, respectively. The results are as expected : the adjoint method is slower (by a small factor) and consumes less memory than the regular backpropagation. These results are consistent with NODE’s examination of the adjoint method and conventional backpropagation tradeoffs Chen et al. (2018).

	Adjoint	Backpropagation
RK4	4.8 ± 0.23	1.89 ± 0.09
RK2	2.4 ± 0.005	0.90 ± 0.005
Euler	1.5 ± 0.01	0.47 ± 0.003

Table 3: Clock Time (s) per batch

	Adjoint	Backpropagation
RK4	2.2 ± 18	2.87 ± 4
RK2	2.15 ± 20	2.48 ± 3
Euler	2.09 ± 15	2.264 ± 9

Table 4: GPU consumption (Gb \pm Mb) per batch

Figure 14 & 15 compares respectively time and memory consumption for a forward of a Neural DDE with varying number of delays, each having approximately 28k parameters. We use the following setup :

- Use a RK4 solver with a timestep of $dt = 0.1$.
- Use a batch size of 128.
- Neural DDE uses [1, 3, 5, 10, 20] delays.
- State $g(t)$ dimension is 100 .
- The upper integration bound is varied from $t = 0.2$ to $t = 5.0$ s.
- The notation "#i" in the figure refers to the number of delays used in the Neural DDE.

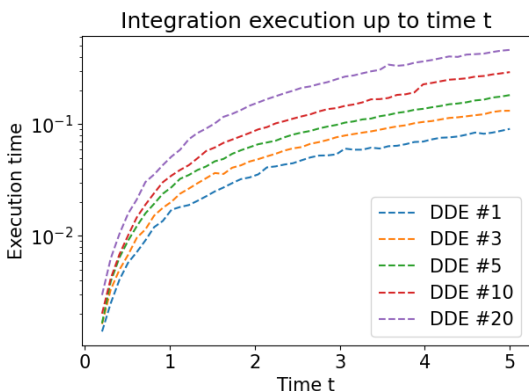


Figure 14: Time duration of forward pass averaged over 5 runs

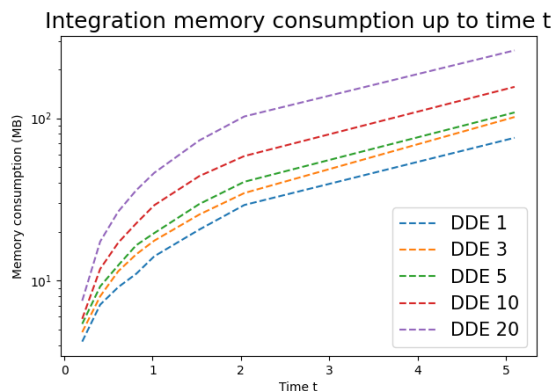


Figure 15: Memory consumption of forward pass averaged over 5 runs

F Additional experiments

We present the Shallow Water equation dataset, available in the PDEBenchmark suite (Takamoto et al., 2023). We put ourselves in the highly restrictive partially-observable setting by randomly sampling 4 points on the spatial grid and fit its dynamics. Finally, Table 5 presents a summary of the test loss from this experiments along with the number of parameters for each model in Table 6. Figure 16 illustrates the performance of each model on the Shallow Water testset. Excluding NODE, all models yield satisfactory outcomes. However, when evaluating based on Mean Squared Error (MSE), NDDEs yielded better performance than the presented baselines.

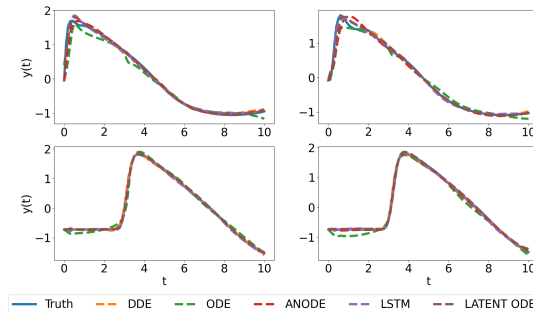


Figure 16: Random test sampled of Shallow Water dataset

	LSTM	NODE	ANODE	Latent ODE	NDDE
Shallow Water	0.0031 ± 0.001	0.046 ± 0.035	0.004 ± 0.001	0.0058 ± 0.001	0.001 ± 0.0001

Table 5: Shallow Water test loss experiments averaged over 5 runs

	LSTM	NODE	ANODE	Latent ODE	NDDE
Shallow Water	2512	2404	2534	5853	2662

Table 6: Number of parameters for Shallow Water experiment

G Proof of Theorem 3.1

Proof is inspired from Calver & Enright (2017) and put into ML context. For conciseness, we use the following notation $x(t) = x_t$, $\lambda(t) = \lambda_t$, etc...

We want to solve the optimization problem where τ may appear in our parameter vector θ :

$$\begin{aligned}
 & \arg \min_{\theta} L(x_t), \\
 & s.t. L(x_t) = \int_0^T l(x_t) dt, \\
 & \dot{x}_t - f(x_t, x_{t-\tau}; \theta) = 0, \\
 & x_{t \leq 0} = \psi(t).
 \end{aligned} \tag{26}$$

We consider the following Lagrangian :

$$J = L + \int_0^T \lambda_t (\dot{x}_t - f(x_t, x_{t-\tau}; \theta)) dt. \quad (27)$$

Integration by parts yields :

$$J = \int_0^T l(x_t) dt + [\lambda_t x_t]_0^T - \int_0^T \dot{\lambda}_t x_t + \lambda_t f(x_t, x_{t-\tau}; \theta) dt. \quad (28)$$

Taking the derivative w.r.t. θ :

$$\begin{aligned} \frac{dJ}{d\theta} &= \int_0^T \frac{\partial l(x_t)}{\partial x_t} \frac{\partial x_t}{\partial \theta} dt + \lambda_T \frac{dx_T}{d\theta} - \lambda_0 \frac{dx_0}{d\theta} \\ &+ \int_0^T -\dot{\lambda}_t \frac{\partial x_t}{\partial \theta} dt + \int_0^T -\lambda_t \frac{\partial f(x_t, x_{t-\tau}; \theta)}{\partial \theta} dt \\ &+ \int_0^T -\lambda_t \frac{\partial f(x_t, x_{t-\tau}; \theta)}{\partial x_t} \frac{\partial x_t}{\partial \theta} dt + \int_0^T -\lambda_t \frac{\partial f(x_t, x_{t-\tau}; \theta)}{\partial x_{t-\tau}} \left[\frac{\partial x_{t-\tau}}{\partial \theta} + x'_{t-\tau} \frac{\partial t - \tau}{\partial \theta} \right] dt. \end{aligned} \quad (29)$$

Since $\frac{\partial t - \tau}{\partial \theta} = \frac{\partial t - \tau}{\partial \tau} = -1$ the following equation simplifies to :

$$\begin{aligned} \frac{dJ}{d\theta} &= \int_0^T \frac{\partial l(x_t)}{\partial x_t} \frac{\partial x_t}{\partial \theta} dt + \lambda_T \frac{dx_T}{d\theta} - \lambda_0 \frac{dx_0}{d\theta} \\ &+ \int_0^T -\dot{\lambda}_t \frac{\partial x_t}{\partial \theta} dt + \int_0^T -\lambda_t \frac{\partial f(x_t, x_{t-\tau}; \theta)}{\partial \theta} dt \\ &+ \int_0^T -\lambda_t \frac{\partial f(x_t, x_{t-\tau}; \theta)}{\partial x_t} \frac{\partial x_t}{\partial \theta} dt + \int_0^T \lambda_t \frac{\partial f(x_t, x_{t-\tau}; \theta)}{\partial x_{t-\tau}} \left[\frac{\partial x_{t-\tau}}{\partial \theta} + x'_{t-\tau} \right] dt. \end{aligned} \quad (30)$$

Rearranging integrals

We rework the first part of the last term to close the equation on x_t :

$$\int_0^T \lambda_t \frac{\partial f(x_t, x_{t-\tau}; \theta)}{\partial x_{t-\tau}} \frac{\partial x_{t-\tau}}{\partial \theta} dt = \int_{-\tau}^{T-\tau} -\lambda_{t+\tau} \frac{\partial f(x_{t+\tau}, x_t; \theta)}{\partial x_t} \frac{\partial x_t}{\partial \theta} dt. \quad (31)$$

$$\int_0^T -\lambda_t \frac{\partial f(x_t, x_{t-\tau}; \theta)}{\partial x_{t-\tau}} \frac{\partial x_{t-\tau}}{\partial \theta} dt = \int_{-\tau}^{T-\tau} -\lambda_{t+\tau} \frac{\partial f(x_{t+\tau}, x_t; \theta)}{\partial x_t} \frac{\partial x_t}{\partial \theta} dt. \quad (32)$$

Choosing the multipliers so that $\lambda_{t \geq T} = 0$, we get :

$$\int_0^T -\lambda_t \frac{\partial f(x_t, x_{t-\tau}; \theta)}{\partial x_{t-\tau}} \frac{\partial x_{t-\tau}}{\partial \theta} dt = \int_{-\tau}^T -\lambda_{t+\tau} \frac{\partial f(x_{t+\tau}, x_t; \theta)}{\partial x_t} \frac{\partial x_t}{\partial \theta} dt. \quad (33)$$

Finally, observing that $\frac{\partial x_{t \leq 0}}{\partial \theta} = 0$, the last term becomes :

$$\int_0^T -\lambda_t \frac{\partial f(x_t, x_{t-\tau}; \theta)}{\partial x_{t-\tau}} \frac{\partial x_{t-\tau}}{\partial \theta} dt = \int_0^T -\lambda_{t+\tau} \frac{\partial f(x_{t+\tau}, x_t; \theta)}{\partial x_t} \frac{\partial x_t}{\partial \theta} dt. \quad (34)$$

Adjoint Equation

Finally, injecting this result, we rearrange the terms in Eq.29 :

$$\begin{aligned}
\frac{dJ}{d\theta} = & - \int_0^T \left(\dot{\lambda}_t - \frac{\partial l(x_t)}{\partial x_t} + \lambda_t \frac{\partial f(x_t, x_{t-\tau}; \theta)}{\partial x_t} + \lambda_{t+\tau} \frac{\partial f(x_{t+\tau}, x_t; \theta)}{\partial x_t} \right) \frac{\partial x_t}{\partial \theta} dt \\
& - \int_0^T \lambda_t \left(\frac{\partial f(x_t, x_{t-\tau}; \theta)}{\partial \theta} + \frac{\partial f(x_t, x_{t-\tau}; \theta)}{\partial x_{t-\tau}} x'_{t-\tau} \right) dt + \cancel{\lambda_T \frac{dx_T}{d\theta}}^0 \\
& + \int_{-\tau}^0 \lambda_{t+\tau} \frac{\partial f(x_{t+\tau}, x_t; \theta)}{\partial x_t} \frac{\partial \psi_t}{\partial \theta} dt.
\end{aligned} \tag{35}$$

The last term vanishes because of the chosen adjoint final condition $\lambda_{t \geq T} = 0$, thus we get the following adjoint dynamics, to be integrated backwards in time :

$$\dot{\lambda}_t = \frac{\partial l(x_t)}{\partial x_t} - \lambda_t \frac{\partial f(x_t, x_{t-\tau}; \theta)}{\partial x_t} - \lambda_{t+\tau} \frac{\partial f(x_{t+\tau}, x_t; \theta)}{\partial x_t}, \tag{36}$$

$$\lambda_{t \geq T} = 0. \tag{37}$$

Hence, the gradient's loss w.r.t to the parameters is :

$$\begin{aligned}
\frac{dJ}{d\theta} = & - \int_0^T \lambda_t \left(\frac{\partial f(x_t, x_{t-\tau}; \theta)}{\partial \theta} + \frac{\partial f(x_t, x_{t-\tau}; \theta)}{\partial x_{t-\tau}} x'_{t-\tau} \right) dt + \\
& + \int_{-\tau}^0 \lambda_{t+\tau} \frac{\partial f(x_{t+\tau}, x_t; \theta)}{\partial x_t} \frac{\partial \psi_t}{\partial \theta} dt.
\end{aligned} \tag{38}$$

The last term is more often than null since the history function is parameter independent simplifying ever further the equation.

Notes on the derivative of the loss

Practically, the loss $L(x_t)$ is evaluated from a finite number N of points in time :

$$L(x_t) = \int_0^T l(x_t) dt \tag{39}$$

$$= \int_0^T \left[\sum_{i=1}^N \bar{l}(x_{t_i}) \delta(t - t_i) \right] dt. \tag{40}$$

With \bar{l} a function computing the objective for each sampled point. This yields the following gradient :

$$\frac{\partial l(x_t)}{\partial x_t} = \sum_{i=1}^N \frac{\partial \bar{l}(x_{t_i})}{\partial x_{t_i}} \delta(t - t_i). \tag{41}$$

This term is then always null, except for $t = t_i$, this is why the adjoint dynamics in Eq.equation 35 are integrated from one sampling point t_i to the previous t_{i-1} , where the adjoint state is incremented as follows :

$$\lambda_{t_i^-} = \lambda_{t_i^+} - \frac{\partial \bar{l}(x_{t_i})}{\partial x_{t_i}}. \quad (42)$$

which corresponds to integrating the dirac in Eq. equation 41 in reverse time for an infinitesimal time.

Case for multiple constant delays

For the case of multiple delays τ_i , the term $\lambda_{t+\tau} \frac{\partial f(x_{t+\tau}, x_t)}{\partial x_{t+\tau}}$ in the adjoint dynamics (Eq. 36) is replaced by the following :

$$\sum_{i=0}^n \lambda_{t+\tau_i} \frac{\partial f(x_{t+\tau_i}, x_{t-\tau_0+\tau_i}, \dots, x_{t-\tau_n+\tau_i})}{\partial x_{t+\tau_i}} \quad (43)$$

and $\frac{\partial f(x_t, x_{t-\tau}; \theta)}{\partial x_{t-\tau}} x'_{t-\tau}$ in Equation 38 is replaced by the following :

$$\sum_{i=0}^n \frac{\partial f(x_t, x_{t-\tau_0}, \dots, x_{t-\tau_n})}{\partial x_{t-\tau_i}} x'_{t-\tau_i} \quad (44)$$

Finally $\int_{-\tau}^0 \lambda_{t+\tau} \frac{\partial f(x_{t+\tau}, x_t; \theta)}{\partial x_t} \frac{\partial \phi_t}{\partial \theta}$ from Equation 38 is replaced by :

$$\sum_{i=0}^n \int_{-\tau_i}^0 \frac{\partial f(x_{t+\tau_i}, x_{t-\tau_0+\tau_i}, \dots, x_{t-\tau_n+\tau_i})}{\partial x_t} \frac{\partial \phi_t}{\partial \theta} \quad (45)$$

H Proof of Proposition 2.2

Let us start by stating Takens' theorem as expressed by (Noakes, 1991; Takens, 1981):

Theorem H.1. *Takens' embedding theorem* Let M be compact. There is an open dense subset \mathcal{D} of $\text{Diff}(M) \times C^k(M, \mathbb{R})$ with the property that the Takens map

$$h : M \rightarrow \mathbb{R}^{2m+1}$$

given by $h(x) = (g(x), g(\phi(x)), g(\phi \circ \phi(x)), \dots, g(\phi^{2m}(x)))$ is an embedding of C^k manifolds, when $(\phi, g) \in \mathcal{D}$.

Here, ϕ stands for the operator that advances the dynamical system by a time step τ , i.e. that sends $x(t)$ to $x(t + \tau)$, and g is the observable operator, that sends a full state $x(t)$ to actual observables $g(x(t)) =: g(t)$. Variants of this Theorem, e.g. Sauer et al. (1991), include the consideration of any set of different delays τ_i instead of uniformly spaces ones. The representation $h(x(t)) = (g(x(t)), g(x(t - \tau)), g(x(t - 2\tau)), \dots, g(x(t - 2m\tau)))$ then becomes $h(x(t)) = (g(x(t)), g(x(t - \tau_1)), g(x(t - \tau_2)), \dots, g(x(t - \tau_{2m})))$. In the proof of Takens' theorem, m is the intrinsic dimension of the dynamical system, i.e. the one of the manifold M .

Now, given the full state x that follows the dynamics :

$$\frac{dx}{dt} = G(x), \quad x(0) = x_0 \quad (46)$$

we use the chain rule on the observable g :

$$\frac{dg}{dt} = g'(x(t))G(x) \quad (47)$$

By applying the inverse of the delay coordinate map h^{-1} from theorem H.1, which is invertible from its image as it is an embedding, we show that g 's dynamics possesses a DDE structure.

$$\frac{dg}{dt} = (g' \times G) \circ h^{-1}(g(t), g(t - \tau_1), \dots, g(t - \tau_n)) \quad (48)$$

The proof is completed by choosing $f = (g' \times G) \circ h^{-1} - M$ where M is obtained by the Mori-Zwanzig formalism (Equation (5)).

I The importance of relevant delays

Let us consider a dynamical system evolving on a compact smooth manifold $\mathcal{S} \subset \mathbb{R}^d$, assumed to be an attractor. Let us consider a C^2 observable function $g : \mathcal{S} \rightarrow \mathbb{R}$.

Takens' theorem (Takens, 1981) rigorously discusses conditions under which a delay vector of a scalar-valued observable $(g(x(t)), g(x(t - \tau)), \dots, g(x(t - p\tau)))$, $p \in \mathbb{N}$ defines an embedding, a smooth diffeomorphism onto its image. It guarantees a topological equivalence between the original dynamical system and the one constructed from the memory of the observable. The dynamics of the system can then be reformulated on the set $(g(x(t)), g(x(t - \tau)), \dots, g(x(t - p\tau)))$.

The Takens' theorem, later extended by Sauer et al. (1991), establishes a sufficient condition but does not provide information about the time delay τ . From a mathematical viewpoint, the delay could be arbitrary, besides some pointwise values excluded by the theorem. In practice however, its value is instrumental in a successful embedding. If too small, entries of the delay vector data are too similar; if too large, the entries tend to be completely uncorrelated and cannot be numerically linked to a consistent dynamical system.

We here illustrate the impact of suitable delays in the relevance of the information available to inform the future evolution of the observable. We consider a simple 2-delay dynamical system described by:

$$\begin{aligned} g(t + \Delta t) &= \cos(g(t - \tau_1)) \sin(g(t - \tau_2)) - \alpha \operatorname{sinc}(3g(t - \tau_1)) + \alpha \cos(g(t - \tau_2)), \\ g(t < 0) &= \psi(t), \end{aligned}$$

with $\alpha = 0.2$, $\tau_1 = p_1^* \Delta t$, $\tau_2 = p_2^* \Delta t$, $p_1^* = 125$, $p_2^* = 200$.

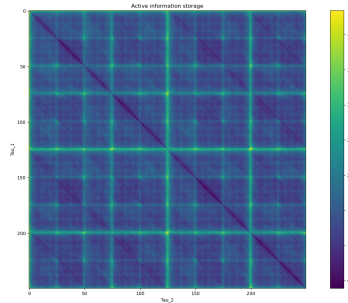


Figure 17: $\{\tau_1 = p_1 \Delta t, \tau_2 = p_2 \Delta t\}$ -map of Delayed Mutual Information, $I((g(t - \tau_1), g(t - \tau_2)), g(t))$. The maximum is exhibited at $(125, 200)$ and $(200, 125)$, in accordance with $p_1^* = 125$, $p_2^* = 200$.

The relevance of the delays $\{\tau_1, \tau_2\}$ for informing $g(t + \Delta t)$ is assessed in terms of the mutual information $I((g(t - \tau_1), g(t - \tau_2)), g(t))$ and shown in Fig. 17 as a 2-D map in terms of p_1 and p_2 . The map is symmetric, consistently with the symmetry of the mutual information, $I((g(t - \tau_1), g(t - \tau_2)), g(t)) = I((g(t - \tau_2), g(t - \tau_1)), g(t))$.

It can be seen that the amount of information shared between the current observation and a delay vector of the observable widely varies with the delays. The ability of the present Neural DDE method to learn the delays, in addition to the model f_θ , is thus key to its performance and wide applicability.

J Training hyperparameters

To train our models we progressively feed them longer trajectory chunks if the patience hyperparameter is exceeded; this is done until the desired trajectory length is attained. Table 7 displays the patience hyperparameter and how much trajectory length was given initially. Table 8 refers to the number of parameters of each model. The loss function used across all experiments is the MSE loss, and we employ the Adam optimizer with a weight decay of 10^{-7} . Table 13 provides the initial and final learning rates (lr_i, lr_f) for each experiment, which are associated with the scheduler. The scheduler is a StepLR scheduler with a gamma factor ($\gamma = \exp\left\{\frac{\log \frac{lr_f}{lr_i}}{N}\right\}$, where N is the trajectory’s length). The scheduler adjusts the learning rate as the trajectory length increases, allowing training to start with the initial learning rate lr_i and gradually decrease to the final learning rate lr_f . Table 10 shows the width and depth of the MLPs for NODE, ANODE, and NDDE across all experiments. Additionally, we provide the hidden size and number of layers for the LSTM model in Table 12. Finally, Table 11 summarizes the Latent ODE hyperparameters, where the vector field f_θ (defined in the introduction) is an MLP with the width and depth specified in the second and third columns, the latent size of z_0 in the last column, and the RNN’s hidden size in the fourth column. If some models has less parameters compared to others it is that we found that they provided better results with less. ANODE’s augmented state dimension matches that of the number of delays used by NDDE displayed in Table 1. Due to the inherent different nature of each model, they provide output of different length and don’t necessarily start at the same initial time t_0 : Table 9 provides a MSE comparison along the common trajectory predicted by all models. Compared to Table 2, the results barely differ.

	KS	Cavity	Brusselator
Length Start	15%	50%	25%
Patience	40	50	20

Table 7: How long is the trajectory chunks given at first and the patience used for each experiment

	LSTM	NODE	ANODE	Latent ODE	NDDE
Brusselator	1764	3265	3395	3666	3331
KS	18130	9029	11609	8118	19343
Cavity	2234	2209	2274	3642	2242

Table 8: Number of parameters for each experiment

	LSTM	NODE	ANODE	Latent ODE	NDDE
Brusselator	0.0051 ± 0.0031	0.75 ± 0.0014	0.0050 ± 0.0050	0.014 ± 0.0076	0.011 ± 0.0076
KS	0.77 ± 0.061	0.71 ± 0.10	0.53 ± 0.052	0.43 ± 0.07	0.30 ± 0.032
Cavity	0.75 ± 0.51	0.96 ± 0.0001	0.65 ± 0.021	0.25 ± 0.14	0.13 ± 0.0081

Table 9: Test loss experiments averaged over 5 runs over common trajectory predictions

	NODE/ANODE/NDDE	
	Width	Depth
Brusselator	32	4
KS	64	3
Cavity	32	3
Shallow Water	32	3

Table 10: MLP width and depth for each experiment

Experiment	Width Size	Depth	Hidden Size	Latent Size
Brusselator	16	3	16	16
KS	32	3	16	16
Cavity	16	3	8	8
Shallow Water	32	3	8	8

Table 11: Configuration parameters for each experiment

Experiment	Hidden Size	Number of Layers
Brusselator	5	10
KS	25	5
Shallow Water	6	10
Cavity	7	7

Table 12: Hidden size and number of layers for each experiment for LSTM model

Experiment	lr_i	lr_f
Brusselator	0.001	0.0001
Cavity	0.005	0.00005
KS	0.01	0.0001
Shallow Water	0.001	0.00001

Table 13: Initial and final learning rates for each experiment