



**HAL**  
open science

# On the formulation and convergence of Data Driven Identification

Adrien Leygue

► **To cite this version:**

Adrien Leygue. On the formulation and convergence of Data Driven Identification. 2024. hal-04711943

**HAL Id: hal-04711943**

**<https://hal.science/hal-04711943v1>**

Preprint submitted on 27 Sep 2024

**HAL** is a multi-disciplinary open access archive for the deposit and dissemination of scientific research documents, whether they are published or not. The documents may come from teaching and research institutions in France or abroad, or from public or private research centers.

L'archive ouverte pluridisciplinaire **HAL**, est destinée au dépôt et à la diffusion de documents scientifiques de niveau recherche, publiés ou non, émanant des établissements d'enseignement et de recherche français ou étrangers, des laboratoires publics ou privés.



Distributed under a Creative Commons Attribution 4.0 International License

# On the formulation and convergence of Data Driven Identification

Adrien Leygue\*

Nantes Université, Ecole Centrale Nantes,  
CNRS, GeM, UMR6183, F-44321 Nantes, France

September 27, 2024

## Abstract

**Background:** The Data-Driven Identification method is a model-free approach to the identification of the mechanical stress in parts subject to statically indeterminate stress states. Although the method has been applied in many studies, no theoretical analysis of its convergence has been proposed so far.

**Purpose:** The aim of this manuscript is to propose a first study of the DDI properties in order to increase the confidence in the results and guide the selection of optimal parameters.

**Methods:** A new formulation w.r.t. the original one is proposed in order to expose an explicit minimization problem that is more prone to analysis. The algebraic characteristics of the new formulation are studied to derive properties of interest.

**Results:** A simple criterion for the uniqueness of the DDI estimate is derived. In the case of elastic material behavior, an estimate of the error on the identified stress field is proposed. These results are illustrated on a synthetic data set.

**Conclusion:** This work proposes a first analysis of the DDI and demonstrates the ability of the method to compute a model-free estimation of the stress field. The developed criteria and estimator open the door to further developments for the improvement of the method, the design of sample geometries loading path and extension to other classes of material behavior.

---

\*License: CC-BY @Adrien Leygue

# 1 Introduction

The identification of the mechanical response of materials from full field kinematic measurements on geometrically complex samples is a rich field where numerous numerical approaches have been proposed. This ill-posed problem is usually regularized using a constitutive model for the material under study. Methods such as the virtual field methods, the Finite Element Model Updating (FEMU) method, the modified Constitutive relation error (mcre) propose efficient settings for the identification of the model parameters [1, 2]. The constitutive model at the core of these approaches is however also one of the weak links. As the model must be postulated a priori, testing a different model usually incurs high computational costs while evaluating the relevance of a specific model can be difficult.

Alternative approaches have been proposed to circumvent these issues. Flaschel et al. [3] have suggested the use of sparse regression techniques to select relevant building blocks in a library of models while adjusting the parameters. Other methods, based on Machine Learning technology propose to replace the constitutive model by a phenomenological surrogate model that can adapt itself to the data [4, 5, 2]. Depending on the specific choice of surrogate model, it is possible to enforce constraints on its thermodynamic properties. This line of research is very active as the tools of artificial intelligence mature and gradually diffuse to the computational mechanics community.

Inspired by the Data-Driven Computational Mechanics (DDCM) method introduced by Kirchdoerfer and Ortiz [6], the Data-Driven Identification (DDI) [7] method is a model free method for estimating the mechanical response of materials and the heterogeneous Cauchy stress fields on test samples. Both DDCM and DDI differ from traditional computational mechanics as they do not account for the material behavior through a set of equations (closed form, implicit, neural network, ...) but through a discrete database of points that sample the material response in a well chosen space.

Although DDI has successfully been applied to synthetic and real data in various settings: elasticity [7], hyperelasticity[8], elastoplasticity[9], no analysis of the method has been proposed to demonstrate that it correctly estimates and converges to the mechanical stress. As a consequence its parameters have usually been chosen empirically possibly leading to sub-optimal estimation or some form of over-fitting.

In this manuscript, we propose a reformulate the DDI method in a way

that is that is more prone to its mathematical analysis. The complex optimization problem lying at the core of DDI and usually solved through alternated minimization is discussed. We propose a criterion for characterizing the well posedness of the problem of upon convergence. In the case of (non-linear) elastic behavior, we show that it is possible to derive an error bound for the identified stress field. These results are illustrated on synthetic data.

## 2 DDI Formulation

In this section, we recall the original DDI as introduced in [7] using different notations in order to ease its understanding and the subsequent analysis proposed in this manuscript.

### 2.1 Formulation

The stress field  $\boldsymbol{\sigma}$  identified with DDI is constrained to satisfy mechanical equilibrium. In the quasi-static case, the discretized equations are linear with respect to the stress and read:

$$\sum_{e'=1}^m \mathbf{D}_{ke'} \cdot \boldsymbol{\sigma}_{e'} - \mathbf{f}_k = 0 \quad \forall k \in 1..n . \quad (1)$$

If the Finite Element method is used to discretize the problem  $e'$  is an index over the  $m$  quadrature points, while  $k$  is an index over the  $n$  nodes. The vectors  $\mathbf{f}_k$  denote nodal forces arising from body forces or boundary conditions. Guidelines for the robust construction of  $\mathbf{D}_{ke}$  and  $\mathbf{f}_k$  taking into account experimental limitations can be found in [10].

In most cases Eq.(1) is statically indeterminate, meaning it has several solutions since there are more unknowns than equations. DDI uses the infinitesimal strain field  $\boldsymbol{\epsilon}$ , to regularize the problem and select a particular stress field. The strain field is assumed to be available at each quadrature point and is usually obtained from full field kinematic measurements methods as Digital Image Correlation (DIC).

The input data of the DDI method therefore consists of the the following:

1. the equilibrium operator  $\mathbf{D}_{ke}$  and associated force vector  $\mathbf{f}_k$ ,
2. the strain at all quadrature points,  $\boldsymbol{\epsilon}_e$ .

Following the Data Driven Computational Mechanics framework introduced by Kirchdoerfer and Ortiz [6], the material behavior is represented by a discrete set of  $N_{\mathcal{D}}$  strain( $\boldsymbol{\mathcal{E}}$ )-stress( $\boldsymbol{\mathcal{S}}$ ) pairs called material states that sample the mechanical response of the material and are gathered into a material database  $\mathcal{D}$ :

$$\mathcal{D} = \{(\boldsymbol{\mathcal{E}}_i, \boldsymbol{\mathcal{S}}_i)\}_{i=1..N_{\mathcal{D}}} . \quad (2)$$

At each quadrature point  $e$  in the domain, the mechanical state is defined as the strain-stress pair  $(\boldsymbol{\epsilon}_e, \boldsymbol{\sigma}_e)$ . It is associated to a single material state through a  $m \times N_{\mathcal{D}}$  binary pairing matrix  $P_{ei}$ :

$$P_{ei} \in \{0, 1\} \text{ for } 1 \leq e \leq m \text{ and } 1 \leq i \leq N_{\mathcal{D}} , \quad (3)$$

$$\sum_{i'=1}^{N_{\mathcal{D}}} P_{ei'} = 1 \quad \forall e . \quad (4)$$

The position of the single non-zero entry of line  $e$  identifies the index of the material state associated to the mechanical state  $e$ . Inversely, the non-zero entries of a column correspond to all the mechanical states associated to a specific material state. The columns of matrix  $P_{ei}$  induce a natural partitioning of the mechanical states into  $N_{\mathcal{D}}$  clusters:

$$\Omega_i = \{e \mid P_{ei} = 1\} \quad \forall i . \quad (5)$$

Since each mechanical state corresponds to a quadrature point, each  $\Omega_i$  can also be viewed as a subdomain of the whole computational domain. We assume that all  $\Omega_i$  are non-empty. The number of elements  $N_i$  in each cluster is given by:

$$N_i = |\Omega_i| = \sum_{e'=1}^m P_{e'i} = \sum_{e'=1}^m P_{e'i} P_{e'i} \quad \forall i . \quad (6)$$

The material database and the pairing matrix are used to build the material strain field:

$$\boldsymbol{\epsilon}_e^* = \sum_{i'=1}^{N_{\mathcal{D}}} P_{ei'} \boldsymbol{\mathcal{E}}_{i'} \quad \forall e , \quad (7)$$

and the material stress field:

$$\boldsymbol{\sigma}_e^* = \sum_{i'=1}^{N_{\mathcal{D}}} P_{ei'} \boldsymbol{\mathcal{S}}_{i'} \quad \forall e . \quad (8)$$

By construction, all material fields are constant over each  $\Omega_i$ .

In DDI, the mechanical stress field  $\boldsymbol{\sigma}_e$ , the material database  $\mathcal{D}$  and the material-mechanical pairing  $P_{ei}$  are determined from the intuition that similar strain values should yield similar stress values. Since the material database provides a coarse sampling of the material response the following loss function is used for minimizing the quadratic distance between the mechanical and the material fields (strain and stress):

$$\begin{aligned} \mathcal{F}(\boldsymbol{\sigma}_e, \boldsymbol{\varepsilon}_i, \boldsymbol{\mathcal{S}}_i, P_{ei}) = & \frac{1}{2} \sum_{e'=1}^m w_{e'} (\boldsymbol{\varepsilon}_{e'} - \boldsymbol{\varepsilon}_{e'}^*) : \mathbb{C} : (\boldsymbol{\varepsilon}_{e'} - \boldsymbol{\varepsilon}_{e'}^*) \\ & + \frac{1}{2} \sum_{e'=1}^m w_{e'} (\boldsymbol{\sigma}_{e'} - \boldsymbol{\sigma}_{e'}^*) : \mathbb{C}^{-1} : (\boldsymbol{\sigma}_{e'} - \boldsymbol{\sigma}_{e'}^*) , \end{aligned} \quad (9)$$

which is identical to the penalty function of DDCM [6]. The loss function  $\mathcal{F}$  is parametrized through  $w_e$  and  $\mathbb{C}$ . The weights  $w_e$  were originally [6, 7] defined as the quadrature weights but this can actually be relaxed to reflect, for example the level of confidence in the input data. The fourth order positive definite tensor  $\mathbb{C}$  is a pseudo-stiffness tensor that should not be interpreted as describing a tangent material behavior. It serves several purposes:

1. it gives the same units to all terms of Eq. (9),
2. its magnitude provides the weighting between the terms of Eq. (9) involving the strain and the terms involving the stress,
3. it provides a weighting between the different components of the strain and stress tensors to go beyond the 2-norm.

In several studies [10, 11]  $\mathbb{C}$  was simply taken as the identity tensor.

Finally, DDI can be written as the following equilibrium-constrained min-

imization problem:

$$\{\boldsymbol{\sigma}_e, \boldsymbol{\mathcal{E}}_i, \boldsymbol{\mathcal{S}}_i, P_{ei}\} = \arg \min \mathcal{F}(\boldsymbol{\sigma}'_e, \boldsymbol{\mathcal{E}}'_i, \boldsymbol{\mathcal{S}}'_i, P'_{ei})$$

with,

$$\begin{aligned} \boldsymbol{\epsilon}_e^* &= \sum_{i'=1}^{N_{\mathcal{D}}} P_{ei'} \boldsymbol{\mathcal{E}}_{i'} \quad \forall e, \\ \boldsymbol{\sigma}_e^* &= \sum_{i'=1}^{N_{\mathcal{D}}} P_{ei'} \boldsymbol{\mathcal{S}}_{i'} \quad \forall e, \\ \sum_{e'=1}^m \mathbf{D}_{ke'} \cdot \boldsymbol{\sigma}_{e'} - \mathbf{f}_k &= 0 \quad \forall k. \end{aligned}$$

The parameters of the method are: the scalar  $N_{\mathcal{D}}$ , the fourth order tensor  $\mathbb{C}$  and the scalar weights  $w_e$ .

## 2.2 Solution

The above problem contains both real valued unknowns ( $\{\boldsymbol{\sigma}_e, \boldsymbol{\mathcal{E}}_i, \boldsymbol{\mathcal{S}}_i\}$ ) and discrete valued unknowns ( $P_{ei}$ ). As shown by Kanno [12], the minimization of DDCM problems, for which the material database  $\mathcal{D}$  is known falls into the Mixed Integer Quadratic Programming (MIQP) problem class. In the case of DDI this is no longer the case since both  $P_{ei}$  and  $\boldsymbol{\mathcal{S}}_i$  are unknown. The loss function therefore involves the square of the product of unknowns. As the pairing matrix is binary the combinatorial nature of the problem remains. The main consequence is that for almost all large enough problems, the global minimum cannot be efficiently computed and heuristics are doomed to converge to local minima. In DDI as in DDCM the minimization is carried out by alternatively performing the minimization with respect to the discrete valued variables and real valued variables, until a fixed point is reached. Each step is detailed below.

The minimization over  $P_{ei}$  for given  $\{\boldsymbol{\sigma}_e, \boldsymbol{\mathcal{E}}_i, \boldsymbol{\mathcal{S}}_i\}$  is carried out independently for each  $e$ :

$$P_{ei} = \delta_{ii^*} \quad \forall e, \tag{10}$$

$$\text{with,} \tag{11}$$

$$i^* = \arg \min_{i'} (\boldsymbol{\epsilon}_e - \boldsymbol{\mathcal{E}}_{i'}) : \mathbb{C} : (\boldsymbol{\epsilon}_e - \boldsymbol{\mathcal{E}}_{i'}) + (\boldsymbol{\sigma}_e - \boldsymbol{\mathcal{S}}_{i'}) : \mathbb{C}^{-1} : (\boldsymbol{\sigma}_e - \boldsymbol{\mathcal{S}}_{i'}) .$$

This amounts to pairing each mechanical state with the closest database point according to the metric defined by  $\mathbb{C}$ .

The minimization over  $\{\boldsymbol{\sigma}_e, \boldsymbol{\mathcal{E}}_i, \boldsymbol{\mathcal{S}}_i\}$  for a given pairing  $P_{ei}$  is carried out in two steps. First over the material database  $\{\boldsymbol{\mathcal{E}}_i, \boldsymbol{\mathcal{S}}_i\}$ , and the result is then substituted for the minimization over the mechanical stress  $\boldsymbol{\sigma}_e$ . Stationarity conditions with respect to the material database write:

$$\boldsymbol{\mathcal{E}}_i = \frac{1}{W_i} \sum_{e'} P_{e'i} w_{e'} \boldsymbol{\epsilon}_{e'} \quad \forall i, \quad (12)$$

and,

$$\boldsymbol{\mathcal{S}}_i = \frac{1}{W_i} \sum_{e'} P_{e'i} w_{e'} \boldsymbol{\sigma}_{e'} \quad \forall i, \quad (13)$$

with

$$W_i = \sum_{e'} P_{e'i} w_{e'} \quad \forall i. \quad (14)$$

These simply define the material database strain (resp. stress) as the  $w_e$ -weighted average of the mechanical strain (resp. stress) over each cluster, independently of the tensor  $\mathbb{C}$ . Equation (13) can be substituted into (8) to eliminate  $\boldsymbol{\mathcal{S}}_i$  in the definition of the material stress field:

$$\boldsymbol{\sigma}_e^* = \sum_{i'} P_{ei'} \boldsymbol{\mathcal{S}}_{i'} = \sum_{a'} M_{ea'} \boldsymbol{\sigma}_{a'} \quad \forall e, \quad (15)$$

with the matrix  $M_{ea}$  defined as:

$$M_{ea} = \sum_i \frac{1}{W_i} P_{ei} P_{ai} w_a \quad \forall e, a. \quad (16)$$

The material stress field is thus directly expressed as constant over each cluster and equal to the  $w_e$ -weighted cluster average of the mechanical stress field.

Defining the matrix  $H_{ea}$  as:

$$H_{ea} = \sum_{e'} (I_{ee'} - M_{ee'}) w_{e'} (I_{e'a} - M_{e'a}) \quad \forall e, a, \quad (17)$$

the material database  $\{(\boldsymbol{\mathcal{E}}_i, \boldsymbol{\mathcal{S}}_i)\}_{i=1..N_D}$  can be eliminated from loss function expression (9):

$$\mathcal{F}(\boldsymbol{\sigma}_e, P_{ei}) = \frac{1}{2} \sum_{e', a'} H_{e'a'} \boldsymbol{\epsilon}_{e'} : \mathbb{C} : \boldsymbol{\epsilon}_{a'} + \frac{1}{2} \sum_{e', a'} H_{e'a'} \boldsymbol{\sigma}_{e'} : \mathbb{C}^{-1} : \boldsymbol{\sigma}_{a'}. \quad (18)$$



In the above expression, the matrix  $H_{e,a}$  implicitly depends on the pairing  $P_{ei}$ . For a given pairing defined through  $P_{ei}$ , the mechanical stress field  $\boldsymbol{\sigma}_e$  is the solution of the following problem:

$$\boldsymbol{\sigma}_e = \arg \min \sum_{e'a'} H_{e'a'} \boldsymbol{\sigma}_{e'} : \mathbb{C}^{-1} : \boldsymbol{\sigma}_{a'} , \quad (19)$$

with

$$\sum_{e'} \mathbf{D}_{ke'} \cdot \boldsymbol{\sigma}_{e'} = \mathbf{f}_k \quad \forall k \in 1..n . \quad (20)$$

A possible strategy for computing the DDI solution through alternated minimization is:

1. Estimate the mechanical stress  $\boldsymbol{\sigma}_e$  in any reasonable way.
2. Initialize  $P_{ei}$  through a  $w_e$ -weighted k-means clustering in the  $\mathbb{C}$ -norm applied to the mechanical states  $(\boldsymbol{\epsilon}_e, \boldsymbol{\sigma}_e)$ .
3. Update the mechanical stress  $\boldsymbol{\sigma}_e$  through Eqs. (19,20).
4. Update the material database through Eqs. (12,13).
5. Update the pairing  $P_{ei}$  through Eq. (10).
6. Iterate 3-5 until convergence.

The use of k-means at the initialisation stage is not fortuitous since steps 4-5 actually corresponds to a weighted k-means iteration applied to the current estimate of mechanical states  $(\boldsymbol{\epsilon}_e, \boldsymbol{\sigma}_e)$ . For elastic behaviors, as  $\boldsymbol{\sigma}_e$  is a function of  $\boldsymbol{\epsilon}_e$ , it is reasonable to assume that the pairing  $P_{ei}$  can be determined *a priori* from the strain data only. The solution strategy becomes:

1. Initialize  $P_{ei}$  through a  $w_e$ -weighted k-means clustering in the  $\mathbb{C}$ -norm applied to the mechanical strain  $\boldsymbol{\epsilon}_e$ .
2. Compute the mechanical stress  $\boldsymbol{\sigma}_e$  through Eqs. (19,20).
3. Compute the material database through Eqs. (12,13).

In case the experimental data consists of different loading scenarios applied to one or several samples, all the above analysis remain valid provided that the indices corresponding to quadrature points (*e.g.*  $e$ ) and nodes (*e.g.*

$k$  in Eq. (1) ) are extended. They should no longer be limited to a single computational mesh but become an indices over all meshes at all times. The number of unknowns might however become very large and dedicated iterative methods should be used to solve Eqs. (19,20).

### 3 Analysis

#### 3.1 Some properties of $\mathbf{P}$ , $\mathbf{M}$ , $\mathbf{H}$

In this section we discuss some properties of the matrices defined in the previous section and establish some results used in latter sections. We introduce the following vectors:

$$v_e^{(i)} = 1 \text{ if } e \in \Omega_i, \quad i \in 1..N_{\mathcal{D}} \quad (21)$$

$$= 0 \text{ otherwise,} \quad (22)$$

and

$$u_a^{(i)} = \frac{w_a}{W_i} \text{ if } a \in \Omega_i, \quad i \in 1..N_{\mathcal{D}} \quad (23)$$

$$= 0 \text{ otherwise.} \quad (24)$$

For each cluster  $\Omega_i$ ,  $v_e^{(i)}$  is constant over the cluster and corresponds to the  $i^{\text{th}}$  column of  $P_{ei}$ . It is also a right eigenvector of  $M_{ea}$ . The vector  $u_a^{(i)}$  corresponds to the normalized weights of the cluster. As the intersection of the different clusters is empty the vectors  $v_e^{(i)}$  (resp.  $u_a^{(i)}$ ) are orthogonal to each other. The matrix  $I_{ea} - M_{ea}$  introduced in section 2 can be rewritten as:

$$I_{ea} - M_{ea} = I_{ea} - \sum_{i'}^{N_{\mathcal{D}}} v_e^{(i')} u_a^{(i')} \quad \forall e, a, \quad (25)$$

and appears therefore as a deflation of the Identity. Its has  $N_{\mathcal{D}}$  zero right-eigenvalues and  $v_e^{(i)}$  are the eigenvectors associated to the zero eigenvalues; the other right-eigenvalues are 1. The matrix  $H_{ea}$  also introduced in section 2 has therefore  $N_{\mathcal{D}}$  zero eigenvalues and is not strictly positive definite. The vectors  $v_e^{(i)}$  (or equivalently the columns of  $P_{ei}$ ) provide an orthogonal basis for its nullspace. We can further define the two semi-norms:

$$\|(\boldsymbol{\epsilon}_{e'})_{e'}\|_{HC}^2 = \sum_{e',a'} H_{e'a'} \boldsymbol{\epsilon}_{e'} : \mathbb{C} : \boldsymbol{\epsilon}_{a'} , \quad (26)$$

$$\|(\boldsymbol{\sigma}_{e'})_{e'}\|_{HC^{-1}}^2 = \sum_{e',a'} H_{e'a'} \boldsymbol{\sigma}_{e'} : \mathbb{C}^{-1} : \boldsymbol{\sigma}_{a'} , \quad (27)$$

from which we get a compact expression of the DDI loss function as:

$$\mathcal{F}(\boldsymbol{\sigma}_e, P) = \frac{1}{2} \|(\boldsymbol{\epsilon}_{e'})_{e'}\|_{HC}^2 + \frac{1}{2} \|(\boldsymbol{\sigma}_{e'})_{e'}\|_{HC^{-1}}^2 . \quad (28)$$

### 3.2 On the true stresses

In this section we derive, for a given clustering, two intuitively obvious results concerning the stress field in the case of purely elastic material behaviors. If the local stress is a function  $\hat{\boldsymbol{\sigma}}(\boldsymbol{\epsilon})$  of the local strain only, the following first order approximation of the stress at the cluster average strain can be assumed:

$$\hat{\boldsymbol{\sigma}}(\boldsymbol{\epsilon}_e) = \hat{\boldsymbol{\sigma}}_e = \hat{\boldsymbol{\sigma}}(\boldsymbol{\epsilon}_e^*) + \left. \frac{\partial \hat{\boldsymbol{\sigma}}}{\partial \boldsymbol{\epsilon}} \right|_{\boldsymbol{\epsilon}=\boldsymbol{\epsilon}_e^*} : (\boldsymbol{\epsilon}_e - \boldsymbol{\epsilon}_e^*) \quad \forall e \quad (29)$$

We furthermore assume that the largest eigenvalue of  $\left. \frac{\partial \hat{\boldsymbol{\sigma}}}{\partial \boldsymbol{\epsilon}} \right|_{\boldsymbol{\epsilon}=\boldsymbol{\mathcal{E}}_i}$  can be bounded by a constant  $K$

By taking the cluster average of the above and since all starred quantities are constant per cluster and equal to the  $w_e$ -weighted cluster average of the corresponding un-starred quantities we have:

$$\hat{\boldsymbol{\sigma}}(\boldsymbol{\mathcal{E}}_i) = \frac{1}{W_i} \sum_{e' \in \Omega_i} w_{e'} \hat{\boldsymbol{\sigma}}_{e'} \quad \forall i . \quad (30)$$

It is therefore consistent to define the true material stress database entry  $\hat{\boldsymbol{\mathcal{S}}}_i$  either as the constitutive equation applied to the corresponding material strain database entry  $\boldsymbol{\mathcal{E}}_i$  or as the cluster average of the true stress field  $\hat{\boldsymbol{\sigma}}_e$ .

$$\hat{\boldsymbol{\mathcal{S}}}_i = \hat{\boldsymbol{\sigma}}(\boldsymbol{\mathcal{E}}_i) = \frac{1}{W_i} \sum_{e' \in \Omega_i} w_{e'} \hat{\boldsymbol{\sigma}}_{e'} \quad \forall i . \quad (31)$$

The true material stress field  $\hat{\boldsymbol{\sigma}}_e^*$  is then defined as:

$$\hat{\boldsymbol{\sigma}}_e^* = \sum_{i'} P_{ei'} \hat{\boldsymbol{\mathcal{S}}}_{i'} \quad \forall e , \quad (32)$$

which yields the following bound:

$$\|(\hat{\boldsymbol{\sigma}}_{e'})_{e'}\|_{HC^{-1}}^2 \leq \frac{K^2}{\lambda_{\mathbb{C}}^2} \|(\boldsymbol{\epsilon}_{e'})_{e'}\|_{HC}^2 , \quad (33)$$

where  $\lambda_{\mathbb{C}}$  is the smallest eigenvalue of  $\mathbb{C}$ .

### 3.3 Existence and uniqueness of the solution

In view of the combinatorial nature of the problem addressed by DDI, many solutions corresponding to local minima exist. In the context of the alternated minimization scheme introduced in section 2.2 we discuss in this section and uniqueness of solutions to Eqs. (19,20) upon stagnation of the alternated minimization, when  $P_{ei}$  is fixed.

Since the mechanical equilibrium problem described through Eq. (1) is statically indeterminate, several statically admissible stress fields exists, which are potential DDI solutions. The difference between any two of those potential solutions lies in the nullspace of  $\mathbf{D}_{je}$ . Should there exist multiple solutions, all must satisfy mechanical equilibrium and achieve the same value for the loss function. Since  $H_{ea}$  is positive semi-definite, uniqueness is achieved when the intersection of the nullspace of  $\mathbf{D}_{je}$  and the nullspace of  $H_{ea}\mathbb{C}^{-1}$  reduces to the origin. This result can also be easily derived from the stationarity conditions of Eqs. (19,20).

Since the nullspace of  $H_{ea}$  is of dimension  $N_{\mathcal{D}}$ , the nullspace of  $H_{ea}\mathbb{C}^{-1}$  grows proportionally to  $N_{\mathcal{D}}$ . There is therefore a limit to the size of the database beyond which the solution ceases to be unique. The actual maximal value of  $N_{\mathcal{D}}$  is however difficult to compute since it strongly depends on the clustering details. In the limit case of  $N_{\mathcal{D}} = m$  clusters, each associated to a single quadrature point, the matrix  $H_{ea}$  actually becomes all zeros and the nullspace of  $H_{ea}\mathbb{C}^{-1}$  is the entire stress space.

It is convenient to investigate the nullspace of  $\mathbf{D}_{je}$ , through the columns of  $P_{ei}$  as they provide a basis of the nullspace of  $H_{ea}$ . We consider the following operator:

$$\mathbf{S}_{ki} = \sum_{e'} \mathbf{D}_{ke'} P_{e'i} \quad \forall k, i. \quad (34)$$

For a given pairing, Eqs. (19,20) have a unique solution if and only if the nullspace of  $\mathbf{S}_{ki}$  is of dimension zero, or equivalently if its  $3n$  ( $2n$  in 2D) leading singular values are non-zero. In this form we see that the uniqueness does not explicitly depend on  $\mathbb{C}$  but only indirectly through the clustering it generates. The operator  $\mathbf{S}_{ki}$  defined above can be interpreted as the equilibrium matrix condensed over the clusters, *i.e.* where all the stress values belonging to the same cluster are constrained to the same value. The DDI solution is therefore unique if and only if there is no stress field that is at the same time self-balanced (*i.e.* in the nullspace of  $\mathbf{D}_{je}$ ) and constant per cluster (*i.e.* in the nullspace of  $H_{ea}\mathbb{C}^{-1}$ ).

### 3.4 Stress identification error

In this section, we discuss the capacity of the DDI to correctly approximate the true (unknown) stress field and in the case of elastic behavior we provide a bound for the error on the mechanical stress field defined as:

$$E_{\sigma}^2 = \sum_{e'} \|(\sigma_{e'} - \hat{\sigma}_{e'})\|_2^2 = \|(\sigma_{e'} - \hat{\sigma}_{e'})_{e'}\|_2^2 . \quad (35)$$

Since both  $\sigma_e$  and  $\hat{\sigma}_e$  are statically admissible stress fields, their difference belongs to the nullspace of  $\mathbf{D}_{ke}$ . As Eq. (27) defines a semi-norm, it satisfies the triangular identity which yields:

$$\|(\sigma_{e'})_{e'}\|_{HC^{-1}} + \|(\hat{\sigma}_{e'})_{e'}\|_{HC^{-1}} \geq \|(\sigma_{e'} - \hat{\sigma}_{e'})_{e'}\|_{HC^{-1}} \geq \lambda \|(\sigma_{e'} - \hat{\sigma}_{e'})_{e'}\|_2 ,$$

where  $\lambda^2$  is the smallest eigenvalue of  $H_{ea}\mathbb{C}^{-1}$  over the nullspace of  $\mathbf{D}_{ke}$ . Under the uniqueness assumptions discussed in the previous section, the nullspaces of  $H_{ea}\mathbb{C}^{-1}$  and  $\mathbf{D}_{ke}$  only intersect at the origin, making  $\lambda$  strictly positive. The bound on  $E_{\sigma}$  reads:

$$E_{\sigma} = \|(\sigma_{e'} - \hat{\sigma}_{e'})_{e'}\|_2 \leq \frac{1}{\lambda} (\|(\sigma_{e'})_{e'}\|_{HC^{-1}} + \|(\hat{\sigma}_{e'})_{e'}\|_{HC^{-1}}) . \quad (36)$$

This can be further particularized in the case of elastic material behavior as:

$$E_{\sigma} = \|(\sigma_{e'} - \hat{\sigma}_{e'})_{e'}\|_2 \leq \frac{1}{\lambda} \left( \|(\sigma_{e'})_{e'}\|_{HC^{-1}} + \frac{K}{\lambda_{\mathbb{C}}} \|(\epsilon_{e'})_{e'}\|_{HC} \right) . \quad (37)$$

In the above equations (36,37) the  $1/\lambda$  factor shows that when the problem degenerates and  $\lambda$  goes to zero, the proposed error bounds actually diverge. For a finite value of  $\lambda$ :

- In the case of anelastic material behavior, Eq.(36) suggests that the stress estimate is good as long as the stress  $\hat{\sigma}_e$  does not deviate too much from its mean value within each cluster. This should for example be the case for elastoplastic material behaviors subject to monotonous loadings. An enhanced constitutive space that accounts for strain, stress and their increment over a small time interval has been used in the work of Vinel et al. [9] to promote this idea.
- In the case of an elastic material behavior, Eq.(37) shows that the error on the estimated stress field should decrease with the DDI loss function.

### 3.5 Numerical test

In this section, we illustrate quantitatively and discuss the previous results synthetic data. The data is generated by computing the finite element response of a sample depicted in Fig. 1 subject to a 10% strain in the vertical direction assuming infinitesimal strain and plane stress. The FE mesh comprises 4866 nodes and 9204 elements. The material is assumed incompressible, with the following strain stress relation:

$$\hat{\boldsymbol{\sigma}}(\boldsymbol{\epsilon}) = -p\mathbf{I} + 2G(1 + \alpha \mathbf{dev}(\boldsymbol{\epsilon}) : \mathbf{dev}(\boldsymbol{\epsilon}))\mathbf{dev}(\boldsymbol{\epsilon}) , \quad (38)$$

where  $\mathbf{dev}(\boldsymbol{\epsilon})$  is the deviatoric part of  $\boldsymbol{\epsilon}$ . The parameter  $\alpha$  controls the non-linear response and is arbitrarily selected as  $\alpha = 3$ .

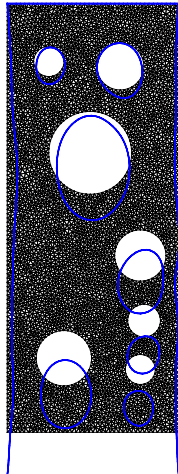


Figure 1: Computational mesh used for generating the synthetic data and performing the DDI. The bold lines represent the contour of the deformed configuration

For the DDI, we selected the parameter  $\mathbb{C}$  is selected as:

$$\mathbb{C} = \left. \frac{\partial \hat{\boldsymbol{\sigma}}}{\partial \boldsymbol{\epsilon}} \right|_{\boldsymbol{\epsilon}=\mathbf{0}} ,$$

and  $w_e$  are set to the mesh quadrature weights. The DDI is carried out for different values of  $N_{\mathcal{D}}$  ranging from 10 to 1000. For each value of  $N_{\mathcal{D}}$ , the pairing matrix  $P_{ei}$  is computed *a priori* from a  $w_e$ -weighted k-means clustering performed on the strain only.

The largest  $N_{\mathcal{D}}$  value for which the uniqueness criterion is satisfied is  $N_{\mathcal{D}} = 370$ , yielding an average cluster size of 24.9. This criterion can be evaluated from the clustering only. The actual DDI solution can then be computed using any appropriate minimization technique.

The estimated DDI mechanical stress is depicted in Fig. 2. The density of states is plotted in the  $\text{dev}(\boldsymbol{\epsilon}) - \text{dev}(\boldsymbol{\sigma})$  space providing a simple visualization where the colorscale represents the logarithm of the mechanical state density. The underlying constitutive model is represented by the continuous line. We observe a good agreement between the DDI predictions and constitutive model used to generate the data. As can be expected, the agreement is better where the density of states is higher. In Fig. 3 we compare

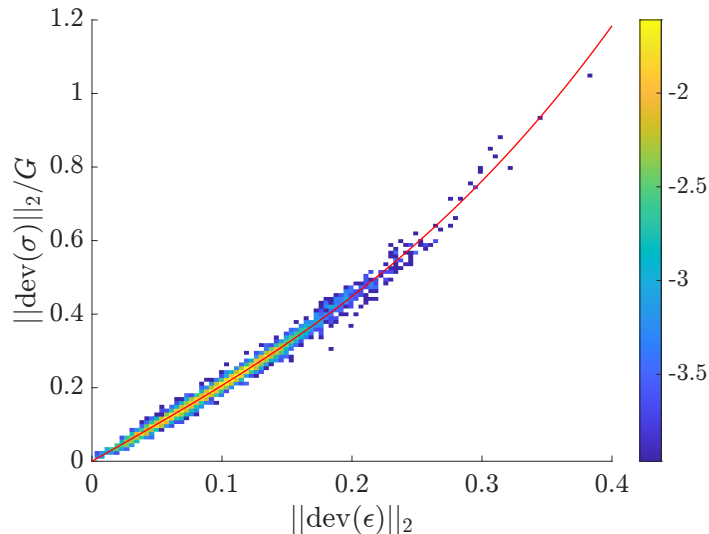


Figure 2: Comparison the estimated mechanical stress with the constitutive model (plain line) in the  $\text{dev}(\boldsymbol{\epsilon}) - \text{dev}(\boldsymbol{\sigma})$  space. The colorscale represents the logarithm of the density of mechanical states.

the identified material database with the material model. Database points associated to clusters of less than 4 mechanical states are represented with  $+$ . Less dispersion is observed for the material database as it averages the error of each cluster. The analysis of this increased accuracy and the derivation of an improved error estimator is however beyond the scope of the present work.

In Fig. 4 the relative error of DDI estimation of the mechanical stress is depicted as a function of  $N_{\mathcal{D}}$  when the uniqueness condition holds together

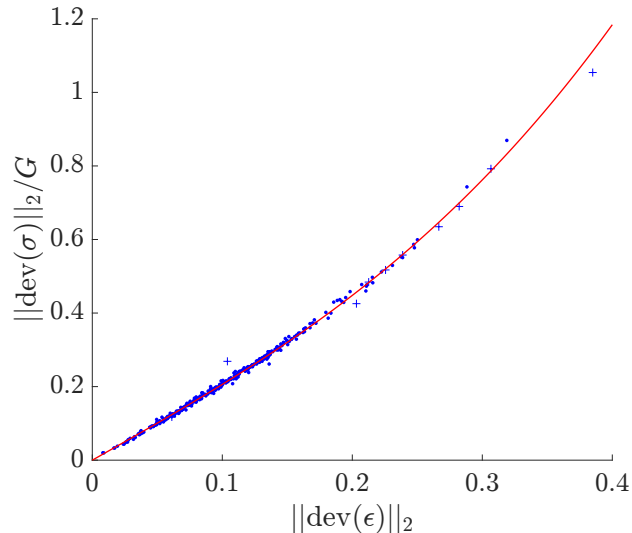


Figure 3: Comparison the identified material database (symbols) with the constitutive model (plain line) in the  $\text{dev}(\boldsymbol{\epsilon}) - \text{dev}(\boldsymbol{\sigma})$  space. The points associated to clusters of less than 4 elements are depicted using + symbols.

with its estimation obtained from Eq. (37). When computing the error estimator we selected  $K$  as twice the largest eigenvalue of  $\mathbb{C}$ . The actual error on the estimated stress scales like  $\sim N_{\mathcal{D}}^{-0.3}$ , eventually reaching a value of about 5%. On the other hand, the error estimator decreases much faster:  $\sim N_{\mathcal{D}}^{-0.5}$  but its convergence is eventually limited as the uniqueness criterion is no longer satisfied for large  $N_{\mathcal{D}}$ . The estimated relative error is nevertheless more than one order of magnitude larger than the actual value. This is no surprise in view of the rather conservative bounds provided by the triangular inequality and the eigenvalue identities used in its derivation.

## 4 Conclusions and perspectives

In this paper we have presented a clear mathematical formulation of the DDI method. In particular this reformulation exposes that, unlike DDCM, the minimization problem at hand is not a mixed integer quadratic programming problem since both the pairing matrix  $P$  and the material database are unknown. The convergence of the alternated minimization heuristics is therefore still an open issue.



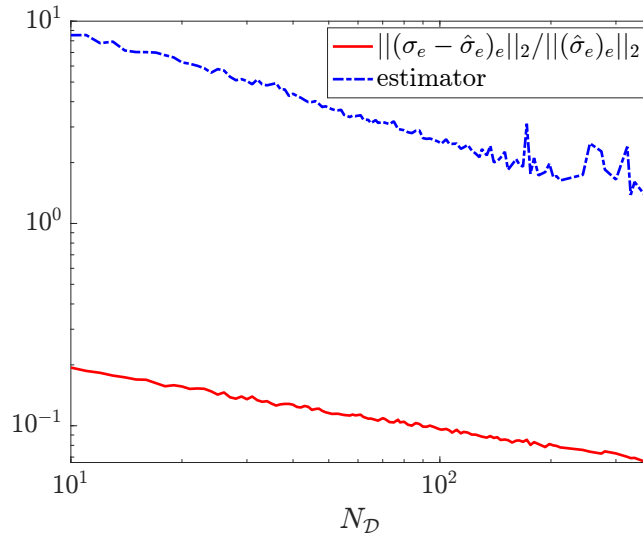


Figure 4: Comparison of the relative error on the estimated stress with its estimate derived from Eq.(37) as a function of the material database size  $N_{\mathcal{D}}$ .

For a given pairing or upon convergence (i.e. stagnation of the minimization heuristic) it is possible to assess the uniqueness of the solution through an eigenvalue analysis for which we have provided a simple interpretation. The DDI solution is unique only if it is impossible to build a self balanced material stress field. This criterion is independent of the value of the metric parameter  $\mathbb{C}$  and provides a way of selecting the an appropriate database size  $N_{\mathcal{D}}$ . Furthermore, when the uniqueness criterion holds, it is possible to derive a simple error bound on the identified mechanical stress in the case of elastic behaviors.

These results have been tested on synthetic data where the convergence with respect to the size of the material database has been observed. This convergence is stopped for large database for which the solution ceases to be unique. The too fine clustering does not provide enough regularization to the stress estimation problem.

The development of uniqueness and convergence criteria opens the door to the optimization of several aspects of the method.

- Having a better characterization of the degeneracy of the DDI regularization allows for the development of additional regularization terms on the mechanical stress to allow, for a fixed data set the identification

of larger material databases.

- In the current formulation, the clustering only aims at making compact clusters. The proposed error bound the uniqueness criteria show that there is actually a tight connection between the pairing matrix  $P_{ei}$  and the equilibrium operator  $\mathbf{D}_{ke}$ . This suggests that it might be possible to drive the clustering to postpone degeneracy and improve the error bound, for example by maximizing  $\lambda^2$ , the smallest eigenvalue of  $H_{ea}\mathbb{C}^{-1}$  over the nullspace of  $\mathbf{D}_{ke}$ .
- The same idea can also be applied to design of loading path and sample geometries through topology optimization.
- In the case of non elastic materials, the proposed error bound suggests that it is possible to have good stress estimates as long as the real (unknown) stress within each cluster do not deviate much from its mean. This can be achieved by introducing a clustering based on the strain history on or other a priori knowledge to extend the scope of the present analysis.

## References

- [1] Stéphane Avril, Marc Bonnet, Anne-Sophie Bretelle, Michel Grédiac, François Hild, Patrick Ienny, Félix Latourte, Didier Lemosse, Stéphane Pagano, Emmanuel Pagnacco, and Fabrice Pierron. Overview of Identification Methods of Mechanical Parameters Based on Full-field Measurements. *Experimental Mechanics*, 48(4):381–402, August 2008.
- [2] Antoine Benady, Emmanuel Baranger, and Ludovic Chamoin. NN-mCRE: A modified constitutive relation error framework for unsupervised learning of nonlinear state laws with physics-augmented neural networks. *International Journal for Numerical Methods in Engineering*, 125(8):e7439, 2024. \_eprint: <https://onlinelibrary.wiley.com/doi/pdf/10.1002/nme.7439>.
- [3] Moritz Flaschel, Siddhant Kumar, and Laura De Lorenzis. Unsupervised discovery of interpretable hyperelastic constitutive laws. *Computer Methods in Applied Mechanics and Engineering*, 381:113852, August 2021.

- [4] Prakash Thakolkaran, Akshay Joshi, Yiwen Zheng, Moritz Flaschel, Laura De Lorenzis, and Siddhant Kumar. NN-EUCLID: Deep-learning hyperelasticity without stress data. *Journal of the Mechanics and Physics of Solids*, 169:105076, December 2022.
- [5] Faisal As’ad, Philip Avery, and Charbel Farhat. A mechanics-informed artificial neural network approach in data-driven constitutive modeling. *International Journal for Numerical Methods in Engineering*, 123(12):2738–2759, 2022. \_eprint: <https://onlinelibrary.wiley.com/doi/pdf/10.1002/nme.6957>.
- [6] T. Kirchdoerfer and M. Ortiz. Data-driven computational mechanics. *Computer Methods in Applied Mechanics and Engineering*, 304:81–101, June 2016.
- [7] Adrien Leygue, Michel Coret, Julien Réthoré, Laurent Stainier, and Erwan Verron. Data-based derivation of material response. *Computer Methods in Applied Mechanics and Engineering*, 331:184–196, April 2018.
- [8] Marie Dalémat, Michel Coret, Adrien Leygue, and Erwan Verron. Measuring stress field without constitutive equation. *Mechanics of Materials*, 136:103087, September 2019.
- [9] Adrien Vinel, Rian Seghir, Julien Berthe, Gérald Portemont, and Julien Réthoré. Experimental characterization of material strain-rate dependence based on full-field Data-Driven Identification. *International Journal of Impact Engineering*, 194:105083, December 2024.
- [10] Marie Dalémat, Michel Coret, Adrien Leygue, and Erwan Verron. Robustness of the Data-Driven Identification algorithm with incomplete input data. *Journal of Theoretical, Computational and Applied Mechanics*, February 2024. Publisher: Episciences.org.
- [11] Léna Costecalde, Adrien Leygue, Michel Coret, and Erwan Verron. Data-Driven Identification of hyperelastic models by measuring the strain energy density field. *Rubber Chemistry and Technology*, 96(4):443–454, December 2023.

- [12] Yoshihiro Kanno. Mixed-integer programming formulation of a data-driven solver in computational elasticity. *Optimization Letters*, 13(7):1505–1514, October 2019.

## Declarations

A CC-BY 4.0 public copyright license has been applied by the author to the present document and will be applied to all subsequent versions up to the Author Accepted Manuscript arising from this submission.

Conflict of interest: The author declares that he has no conflict of interest