



**HAL**  
open science

# Mechanical compressor-driven thermochemical storage for cooling applications in tropical insular regions

Franco Ferrucci, Driss Stitou, Pascal Ortega, Franck Lucas

► **To cite this version:**

Franco Ferrucci, Driss Stitou, Pascal Ortega, Franck Lucas. Mechanical compressor-driven thermochemical storage for cooling applications in tropical insular regions. *Energy Procedia*, 2017, 142, pp.3415-3420. 10.1016/j.egypro.2017.12.479 . hal-04711167

**HAL Id: hal-04711167**

**<https://hal.science/hal-04711167v1>**

Submitted on 25 Oct 2024

**HAL** is a multi-disciplinary open access archive for the deposit and dissemination of scientific research documents, whether they are published or not. The documents may come from teaching and research institutions in France or abroad, or from public or private research centers.

L'archive ouverte pluridisciplinaire **HAL**, est destinée au dépôt et à la diffusion de documents scientifiques de niveau recherche, publiés ou non, émanant des établissements d'enseignement et de recherche français ou étrangers, des laboratoires publics ou privés.



Distributed under a Creative Commons Attribution - NonCommercial - NoDerivatives 4.0 International License



9th International Conference on Applied Energy, ICAE2017, 21-24 August 2017, Cardiff, UK

# Mechanical compressor-driven thermochemical storage for cooling applications in tropical insular regions

Franco FERRUCCI<sup>a\*</sup>, Driss STITOU<sup>b</sup>, Pascal ORTEGA<sup>a</sup>, Franck LUCAS<sup>a</sup>

<sup>a</sup>University of French Polynesia, Tahiti, French Polynesia

<sup>b</sup>CNRS-PROMES Laboratory, Tecnosud, Rambla de la thermodynamique, 66100 Perpignan, France

---

## Abstract

The energy situation in tropical insular regions, such as in the French Polynesian islands, presents a number of challenges, including high dependence on imported fuel, high transport costs from the mainland and weak electricity grids. With regards to electrical energy demand, the high temperatures in these regions throughout the entire year implies that a large proportion of electricity consumption (~40%) is used to cool buildings, even during evening hours. This paper presents an air conditioning system driven by photovoltaic (PV) electricity that combines a mechanical vapor refrigeration system and a thermochemical storage unit. Thermochemical processes are able to store energy in the form of chemical potential with virtually no losses, and this energy can be used to produce cooling during the evening hours without the need to run a compressor. The efficiency of such a hybrid system is evaluated and compared with alternative processes that utilize either electrochemical (Pb, Li-ion batteries) or thermal storage (ice, chilled water) for cooling production.

© 2017 The Authors. Published by Elsevier Ltd.

Peer-review under responsibility of the scientific committee of the 9th International Conference on Applied Energy.

*Keywords:* Microgrid, solar air-conditioning, solid/gas sorption, thermochemical storage, tropical and insular regions.

---

## 1. Introduction

The energy situation in tropical insular regions is complex. Although abundant with renewable resources, there is a strong dependence on foreign energy sources, mainly hydrocarburant. A viable alternative to imported energy is the exploitation of local renewable energy sources. The challenge, however, is that these sources, including solar and

---

\* Corresponding author. Tel.: +689-40 86 64 38 .

E-mail address: [franco.ferrucci@doctorant.upf.pf](mailto:franco.ferrucci@doctorant.upf.pf)

wind, are neither constant nor controllable. Therefore, energy storage systems and intelligent electric grid management (smart grids) are indispensable elements to harmonize energy production with consumption.

This concept is applicable in a region such as French Polynesia (FP), where there is a high level of dependence on foreign energy sources. An important parameter of this dependence is the ratio between primary energy imports and total energy consumption. FP has an energy dependence value above 80% [1], which puts the region in a vulnerable position due to the unpredictability of oil prices. Another element that distinguishes FP is its geographical situation. Comprised of more than one hundred islands and atolls, FP is distributed in a region approximately the size of Western Europe. Nearly half of these islands are uninhabited and many others have a very low population. Given this situation, small and medium storage systems and distributed generation offer interesting solutions to the region's energy requirements. FP also enjoys a climate of high temperatures and high humidity year-round. Air conditioning systems represent an important proportion of electricity consumption.


Given the above context, the present work investigates an energy storage system applicable to cooling production. The initial findings demonstrate such a system to be an effective method to meet cooling and energy storage needs in this type of region.

### Nomenclature

FP	French Polynesia	R	Univ. gas constant, 8.3144 J/K/mol
PV	photovoltaic	$P_{\text{ref}}$	Reference pressure, 1 Pa
S/G	solid/gas	$\Delta H_V^0$	$\text{NH}_3$ , std. enthalpy of vaporization, 23,366 J/mol
TR	thermochemical reactor	$\Delta S_V^0$	$\text{NH}_3$ , std. entropy of vaporization, 193.3 J/K/mol
MVC	mechanical vapor compression	$\Delta H_R^0$	$\text{BaCl}_2\text{-NH}_3$ , std. enthalpy of transform., 38,250 J/mol
COP	coefficient of performance	$\Delta S_R^0$	$\text{BaCl}_2\text{-NH}_3$ , std. entropy of transform., 232.38 J/K/mol
DOD	depth of discharge	$q_{V,\text{cold}}$	cooling capacity per volume of storage ( $\text{Wh}_{\text{cold}}/\text{L}$ )
		$q_{S,\text{cold}}$	cooling capacity per surface of solar collector ( $\text{Wh}_{\text{cold}}/\text{m}^2/\text{day}$ )


## 2. Principle of solid–gas thermochemical sorption process

The principle of solid/gas (S/G) thermochemical reaction processes is based on the thermal effect of a reversible reaction between a solid (S) and a reactive gas (G). The reaction follows the general equation:



where  $S_r$  and  $S_p$  corresponds to the salt rich and poor in gas respectively,  $\nu$  is the stoichiometric coefficient that balances the mass of the equation and  $\Delta H_R$  is the enthalpy of the reaction [2]. The strong chemical bonding involved in these reactions translates into high values of  $\Delta H_R$ . From left to right, the reaction (1) is called *synthesis*; the solid  $S_p$  absorbs and reacts with the gas in an exothermic manner, forming a new salt  $S_r$ . The generated heat of reaction must be released in order for the reaction to continue. From right to left *desorption* reaction occurs; the solid  $S_r$ , charged with gas, absorbs an amount of heat (i.e. endothermic process), releases the gas and transforms into  $S_p$ .

By coupling such a solid-gas reaction with a liquid/gas phase change of the same working gas, a cooling production process can be designed:



where  $\Delta H_V$  correspond to the enthalpy of vaporization. The S/G pair used in this study is the barium chloride salt,  $\text{BaCl}_2$ , that reacts with eight moles of ammonia ( $\text{NH}_3$ ) to form  $\text{BaCl}_2 \cdot 8\text{NH}_3$ . This salt has been successfully used for solar ice-making and solar air conditioning processes using simple flat plate solar collectors [2]. This S/G pair is suitable for such application as it enables to operate (i.e. react) with relatively low temperature ranging from 10°C to 60°C and moderate pressure.

The two processes, i.e. the chemical reaction (1) and the phase-change (2), are mono-variant and their thermodynamic equilibrium conditions follow the Clausius–Clapeyron relation. The equilibrium conditions for the two processes are determined by only one variable, either the pressure or the temperature:

$$\ln \left( \frac{P_{eq,i}}{P_{ref}} \right) = - \frac{\Delta H_i^0}{R \cdot T_{eq,i}} + \frac{\Delta S_i^0}{R}, \quad i = \begin{cases} R \text{ (reaction)} \\ V \text{ (vapor-liquid)} \end{cases}, \quad (3)$$

where  $P_{eq}$  and  $T_{eq}$  correspond to the equilibrium pressure and temperature of each process,  $\Delta H^0$  and  $\Delta S^0$  are the standard enthalpies and entropies of the two processes and  $P_{ref}$  is a reference pressure [2]. The nomenclature section provides with the numerical values of all the mentioned parameters. Fig. 1 depicts the Clausius–Clapeyron diagram of the processes, which is a graphical representation of (3).

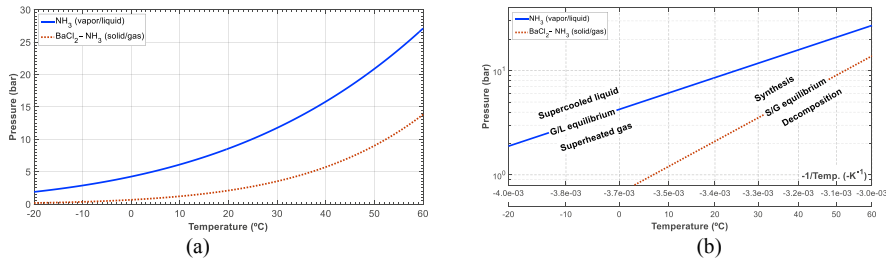


Fig. 1. Clausius–Clapeyron diagram of the BaCl<sub>2</sub>–NH<sub>3</sub> TC sorption process (dashed) and the NH<sub>3</sub> phase-change process (solid); (a) pressure and temperature in linear scale; (b) pressure in log scale and abscissa linear in  $-1/T$  ( $K^{-1}$ ) (a second x axes shows the corresponding values in °C).

### 3. Implementation

To implement a basic S/G sorption thermochemical process, three main components are necessary: a reactor that contains the salt, a two-phase heat exchanger in which evaporation or condensation of the reactive fluid occurs, and a reservoir that contains the condensed gas. The reactor usually consists of one or various cylindrical containers with diameter in the order of 5 to 10cm, made of stainless steel that does not react neither with the gas nor the salt.

Fig. 2 shows a simplified diagram of the S/G sorption process. Fig. 2 (a) describes the desorption phase using a high temperature heat source, which gives an amount of heat  $Q_{desorp}$  at temperature  $T_{high}$  (endothermic process) and it dissociates the gas that was chemically bounded with the salt. The gas flows to the reservoir through the heat exchanger and is transformed into the liquid state. This condensation process occurs at ambient temperature  $T_{amb}$ , rejecting the heat  $Q_{cond}$  to the ambient. This is the conventional method used to desorb a S/G working pair. For the case of the pair BaCl<sub>2</sub>–NH<sub>3</sub> used in solar cooling application, where the reactor is embedded in a solar thermal collector, the value of  $T_{high}$  is in the range of 60°C to 80°C.

Fig. 2 (b) illustrates a desorption phase driven by an electrical compressor with the reactor exposed at ambient temperature. The purpose of the compressor is to pump gas out of the reactor and force the dissociation of the gas from the salt. As the desorption process is always endothermic, the reactor will absorb an amount of heat  $Q_{desorp}$  at ambient temperature. On the discharge side, the compressor will release the gas at a higher temperature and pressure; finally, the heat exchanger will condense it at ambient temperature. This compressor–driven desorption method for energy storage and deferred cooling application has not been explored before in literature and it represents the core idea of this study.

Fig. 2 (c) shows the phase in which the reactor, emptied of gas, is isolated from the liquid/gas reservoir by closing the valve that connects them. The thermal energy absorbed by the reactor has been transformed into chemical potential energy and it cannot be lost by heat exchange with the ambient, as is the case of latent and sensible thermal energy

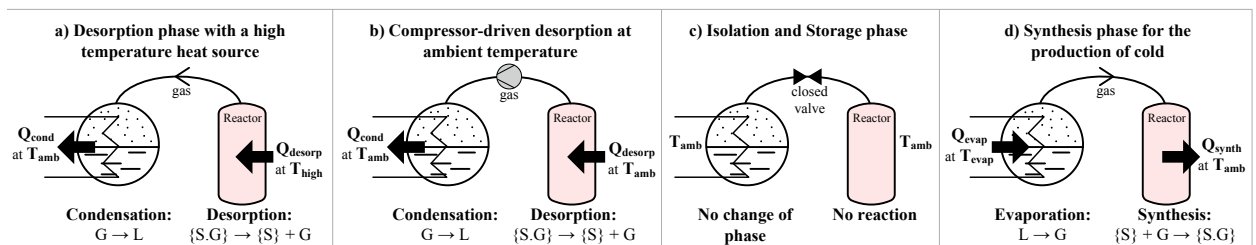


Fig. 2. Simplified diagram of the operating phases of a S/G sorption system.

storage methods. During this phase, both the reactor and the reservoir will stay at ambient temperature (but different pressures, given by (3)) and the energy can remain stored for an indefinite period.

Fig. 2 (d) shows the synthesis phase for the production of cold. Due to a pressure difference, the liquid fluid runs from the reservoir to the heat exchanger, that in this case acts as an evaporator, where it absorbs the heat  $Q_{evap}$  at a temperate  $T_{evap}$  lower than  $T_{amb}$ , thus producing a cooling effect. The liquid transformed into gas then flows to the reactor, where the exothermal synthesis reaction takes place and the reactor rejects the heat  $Q_{synth}$  to the ambient.

#### 4. System overview

The architecture of the proposed hybrid system (Fig. 3) comprises the elements of a typical mechanical vapor compression refrigeration cycle (MVC) (i.e. evaporator, compressor, condenser, reservoir and throttling valve), a grid-connected PV installation (i.e. solar panels and inverter) and a thermochemical reactor (TR) for energy storage. Both the PV installation and the grid are used to meet electricity requirements of the building and, in particular, to run the compressor of the MVC cycle for cooling purposes. In addition, each time there is a surplus of energy from the PV panels and no cooling needs, the system switches its configuration mode and the extra power is used to run the compressor in order to drive the TR desorption, thus storing electricity in the form of chemical potential energy. The stored energy is later used to produce a cooling effect for the building, without the need of the compressor.

The system has 3 operating modes, summarized as follows: (a) *Mode 1, normal operation*: cooling is provided by the conventional MVC cycle; (b) *Mode 2, storage phase*: the compressor pumps the gas out of the TR, decomposing the charged salt. The heat of desorption is provided either by the environment at ambient temperature or by a low-grade waste heat source, resulting in reduced power consumption by the compressor; (c) *Mode 3, discharge phase*: the TR, connected to the evaporator, reabsorbs the  $NH_3$  and produces a cooling effect without electricity.

Fig. 4 depicts the three operating modes. It includes a schema of the system configuration and a Clausius-Clapeyron diagram that shows the mono-variant equilibriums of the liquid/gas phase-change of  $NH_3$  and the solid/gas reaction occurring in the TR.

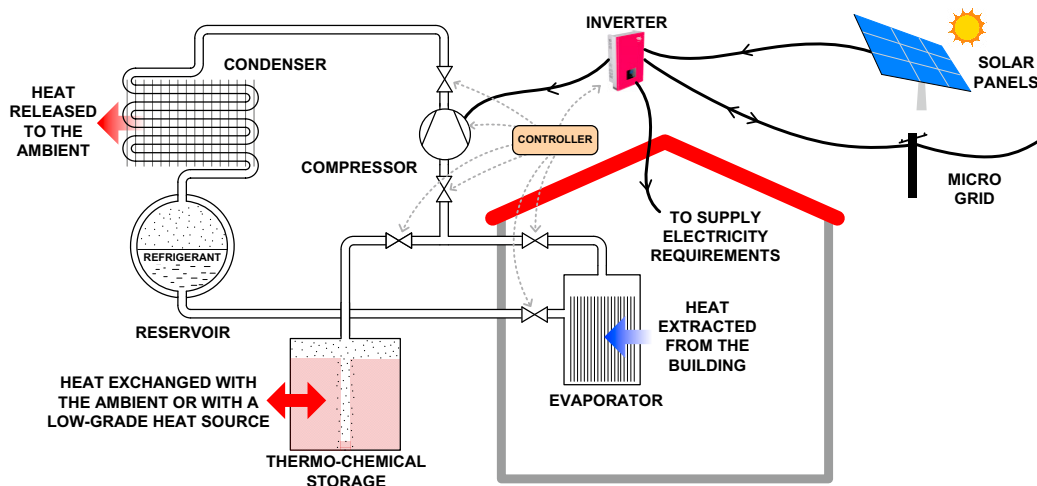


Fig. 3. System architecture combining a thermochemical storage unit and a typical MVC cycle powered by PV electricity.

#### 5. System performance and comparison with other storage methods

The system presented in this study has two functions: refrigeration and energy storage. First, the main criterion used to analyze the refrigeration efficiency is the COP, which is defined here as the ratio between the cooling production in Mode 3 and the electrical energy consumption of the compressor in Mode 2. Note that for the conventional MVC cycle in Mode 1, cooling production and electrical consumption occur simultaneously. Second, energy storage systems are characterized by a set of parameters, including storage capacity, life span and the depth of discharge allowed. In this study, two criteria are analyzed: cooling capacity per volume of storage  $q_{V,cold}$  and cooling

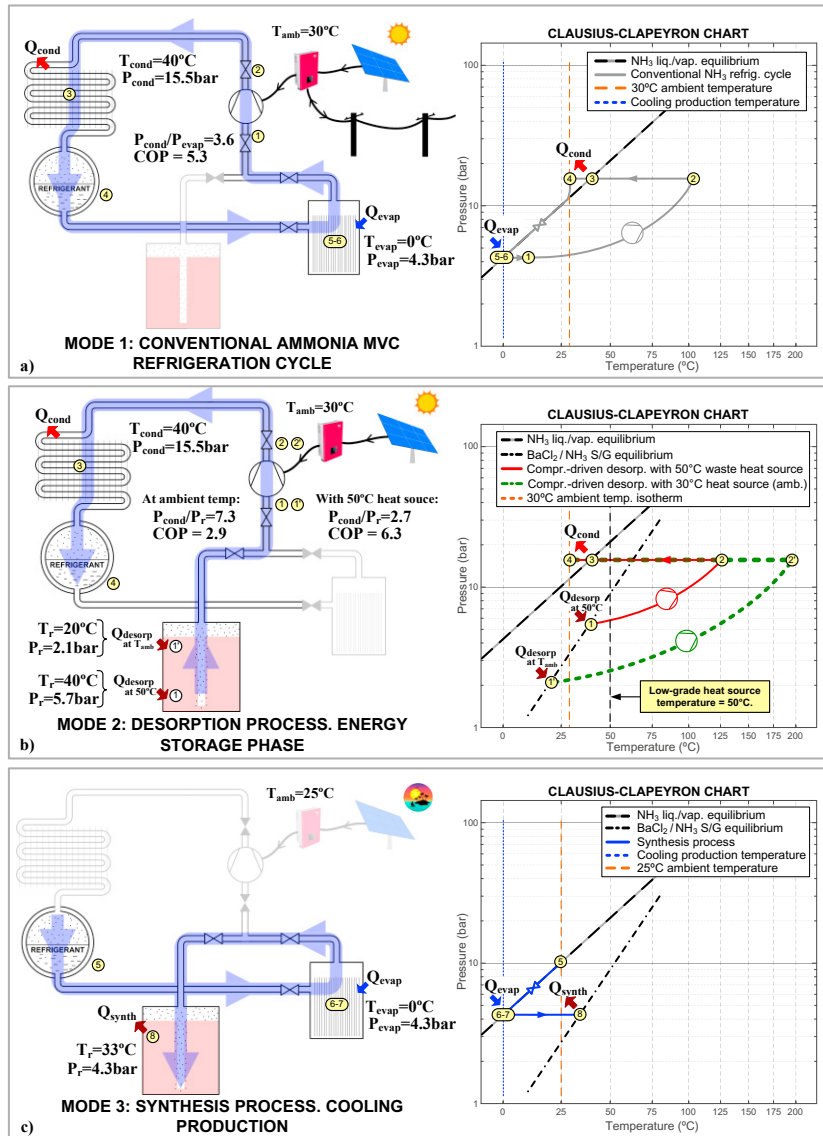


Fig. 4. Operating modes of the hybrid system; (a) normal operation; (b) storage phase; (c) discharge phase and cooling production.

capacity per surface of solar collector  $q_{S,cold}$ . This last criterion assesses how efficiently the system uses the surface exposed to sunlight (either PV or thermal collector).

The study also compares the following systems: Pb and Li-ion batteries running a MVC cooling unit, ice and chilled water storage, and thermochemical storage. For this last case, three configurations are assessed: compressor-driven only, compressor-driven assisted with low-grade waste heat and solar-heat-driven. This analysis takes into account the COP of the mechanical compression unit used to produce the cooling effect in each of the corresponding operating conditions (assuming an isentropic compression efficiency of 0.9). For the compressor-driven thermochemical storage method, the values of COP are computed taking into account the temperatures and pressures shown in the diagrams of Fig. 4, together with MATLAB Software and CoolProp library [4].

Table 1 and Fig. 5 show the results of the comparison. The value of  $q_{S,cold}$  is computed by multiplying the daily solar radiation, the solar collector and storage efficiencies, and the COP. The comparison assumes a daily solar radiation of  $6\text{kWh}/\text{m}^2/\text{day}$  (average value in French Polynesia), a solar efficiency of 14% for PV panels and 60% for thermal flat-plate solar collectors. Note that for the case of the batteries, the cooling storage capacity  $q_{V,cold}$  equal their electrical volumetric capacity multiplied by the COP of the corresponding MVC cooling unit.

Table 1. Comparison of storage technologies for cooling production

Storage Technology	DOD allowed (%)	Net Energy density (Wh/L)	Storage Efficiency	Storage cycle life	COP	$q_{V,cold}$ (Wh <sub>cold</sub> /L)	$q_{S,cold}$ (Wh <sub>cold</sub> /m <sup>2</sup> /day)
Pb battery [5]	50	45	0.90	1500	5.3 <sup>1</sup>	240	4000
Li-ion battery [6]	100	95	0.90	3500	5.3 <sup>1</sup>	500	4000
Ice [7]	100	50	0.95	very long	3.9 <sup>2</sup>	50	3100
Chilled water [7]	100	10	0.95	very long	5.3 <sup>1</sup>	10	4300
Compressor driven TC, T <sub>desorp</sub> =20°C	90	60	1	very long	2.9 <sup>1</sup>	60	2500
Compressor driven+heat assisted TC, T <sub>desorp</sub> =40°C	90	60	1	very long	6.3 <sup>1</sup>	60	5300
Heat-driven TC T <sub>desorp</sub> =63°C [2]	90	60	1	very long	0.4 <sup>3</sup>	60	1500

<sup>1)</sup>T<sub>amb</sub>=30°C, T<sub>cond</sub>=40°C, T<sub>evap</sub>=0°C

<sup>2)</sup>T<sub>amb</sub>=30°C, T<sub>cond</sub>=40°C, T<sub>evap</sub>=-10°C

<sup>3)</sup>Thermal COP

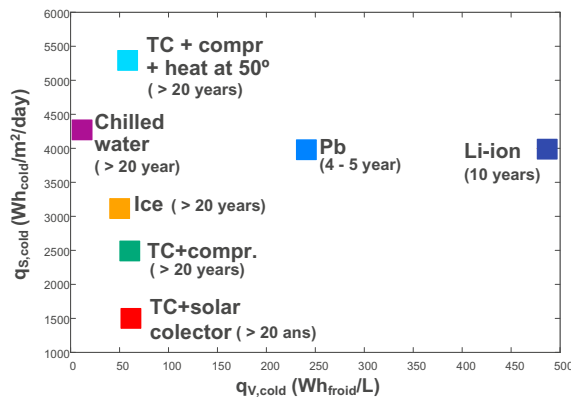


Fig. 5. Representation of results from Table 1

## 6. Conclusion

This study demonstrates that a TR coupled with a mechanical compressor has a competitive value of energy storage capacity for application in cooling production. Unlike the rest of the storage systems analyzed, where higher temperatures can be detrimental to performance, this system can benefit from heat sources with temperatures above ambient temperature, particularly low-grade waste heat sources (e.g. in the range 40 to 60°C), such as waste heat from photovoltaic installation and fuel cell stacks. When exploiting a low-grade waste heat source, the system can reach a cooling capacity value of ~5kWh/day per m<sup>2</sup> of solar collector (PV panels), which is higher than the values of the other systems analyzed. These results show a system that is worthwhile of being studied further, given its capability to fulfill both cooling and energy storage needs in tropical insular regions.

## References

- [1] “Les enjeux énergétiques de la Polynésie française”, presentation given by the “Service de l’énergie et des mines” of FP in 2012.
- [2] Driss Stitou, Nathalie Mazet, Sylvain Mauran, Experimental investigation of a solid/gas thermochemical storage process for solar air-conditioning, Energy, Volume 41, Issue 1, May 2012, Pages 261-270, ISSN 0360-5442, <http://dx.doi.org/10.1016/j.energy.2011.07.029>.
- [3] Driss Stitou. Transformation, Conversion, Stockage, Transport de l’énergie thermique par procédés thermochimiques et thermo-hydrauliques. HDR Thesis. Université de Perpignan, 2013. Available online at: <https://hal.archives-ouvertes.fr/tel-00841655>
- [4] Ian H. Bell, Jorrit Wronski, Sylvain Quoilin, and Vincent Lemort, Pure and pseudo-pure fluid thermophysical property evaluation and the open-source thermophysical property library cool-prop, Industrial & Engineering Chemistry Research 53 (2014), no. 6, 2498–2508.
- [5] TROJANTM Pb deep-cycle flooded battery, model J200RE. Datasheet available online at [http://www.trojanbattery.com/pdf/J200-RE\\_Trojan\\_Data\\_Sheets.pdf](http://www.trojanbattery.com/pdf/J200-RE_Trojan_Data_Sheets.pdf).
- [6] TESLA PowerWall 2 AC, 13.2kWh. Datasheet available online at <http://www.energymatters.com.au/wp-content/uploads/2016/11/tesla-powerwall-2-datasheet.pdf>.
- [7] Bruno Arcuri, Catalina Spataru, Mark Barrett, Evaluation of ice thermal energy storage (ITES) for commercial buildings in cities in Brazil, Sustainable Cities and Society, Volume 29, February 2017, Pages 178-192, ISSN 2210-6707, <http://dx.doi.org/10.1016/j.scs.2016.12.011>.