



**HAL**  
open science

# Log-normal Mutations and their Use in Detecting Surreptitious Fake Images

Ismail Labiad, Thomas Bäck, Pierre Fernandez, Laurent Najman, Mariia Zameshina, Olivier Teytaud

► **To cite this version:**

Ismail Labiad, Thomas Bäck, Pierre Fernandez, Laurent Najman, Mariia Zameshina, et al.. Log-normal Mutations and their Use in Detecting Surreptitious Fake Images. 2024. hal-04710415

**HAL Id: hal-04710415**

**<https://hal.science/hal-04710415v1>**

Preprint submitted on 26 Sep 2024

**HAL** is a multi-disciplinary open access archive for the deposit and dissemination of scientific research documents, whether they are published or not. The documents may come from teaching and research institutions in France or abroad, or from public or private research centers.

L'archive ouverte pluridisciplinaire **HAL**, est destinée au dépôt et à la diffusion de documents scientifiques de niveau recherche, publiés ou non, émanant des établissements d'enseignement et de recherche français ou étrangers, des laboratoires publics ou privés.

# Log-normal Mutations and their Use in Detecting Surreptitious Fake Images

Ismail Labiad

ilabiad@meta.com, Meta AI Research

Thomas Bäck

t.h.w.baeck@liacs.leidenuniv.nl, Leiden University, LIACS,  
Einsteinweg 55, 2333 CC Leiden, Netherlands

Pierre Fernandez

pfz@meta.com, Meta AI Research

Laurent Najman

laurent.najman@esiee.fr, Univ Gustave Eiffel, CNRS, LIGM,  
F-77454, Marne-la-Vallée, France

Tom Sander

tomsander@meta.com, Meta AI Research

Furong Ye

f.ye@liacs.leidenuniv.nl, Leiden University,  
LIACS, Einsteinweg 55, 2333 CC Leiden, Netherlands

Mariia Zameshina

mariia.zameshina@esiee.fr, Univ Gustave Eiffel, CNRS, LIGM,  
F-77454, Marne-la-Vallée, France

Olivier Teytaud

oteytaud@meta.com, Meta AI Research

## Abstract

In many cases, adversarial attacks are based on specialized algorithms specifically dedicated to attacking automatic image classifiers. These algorithms perform well, thanks to an excellent ad hoc distribution of initial attacks. However, these attacks are easily detected due to their specific initial distribution. We therefore consider other black-box attacks, inspired from generic black-box optimization tools, and in particular the log-normal algorithm.

We apply the log-normal method to the attack of fake detectors, and get successful attacks: importantly, these attacks are not detected by

detectors specialized on classical adversarial attacks. Then, combining these attacks and deep detection, we create improved fake detectors.

## 1 Introduction and outline

Adversarial attacks (such as Square Attack, SA (Andriushchenko et al., 2020)) or no-box attacks such as purifiers (Saber et al., 2024) can successfully imperceptibly modify fake images so that they are not recognized as fake by some fake detectors. Therefore, detecting these attacks is necessary for enhancing our fake detectors. In the present paper, we analyze lesser known attacks inspired by the black-box optimization community: their algorithms perform well, and are sufficiently different for being undetected by detectors trained on classical attacks only.<sup>1</sup> Iterative optimization heuristics such as Evolutionary Algorithms (EAs) have shown their strengths in solving hard optimization problems over the past decades. While various methods have been developed for optimization problems in particular domains, for instance, Genetic Algorithms and Evolution Strategies (ES) have been favored for discrete and continuous optimization, respectively, the variants inheriting their techniques have been proposed and applied across different domains. Regarding the topic of *borrowing ideas across different domains*, there exists much work in exchanging ideas between discrete and continuous optimization domains. For example, variants of Covariance Matrix Adaptation ES (CMA-ES) and Differential Evolution (DE) have been proposed for specific problems (Hansen & Ostermeier, 2003; Hamano et al., 2022; Das et al., 2016). More recently, a study has investigated the ways of discretizing CMA-ES and its performance on different discrete BBOB problems (Thomaser et al., 2023). In this work, we investigate the advantage of borrowing an idea from a self-adaptive pseudo-Boolean optimization algorithm to the continuous domain. One of EAs’ key algorithmic components is the utilization of a probability distribution for generating new search points, including an iterative adaptation of this distribution based on the objective function values of the newly generated solutions (Doerr et al., 2020; Doerr & Neumann, 2020). A wide range of such update strategies has been proposed over the past decades, for example, for multivariate Gaussian distributions in the context of covariance matrix adaptation in evolution strategies for continuous optimization problems (Hansen & Ostermeier, 2003) and for binomial and a variety of other mutation strength distributions in the context of mutation rates in evolutionary algorithms for pseudo-Boolean optimization (Doerr et al., 2020). Among those adaptation methods for the mutation strength in pseudo-Boolean optimization, the so-called **log-normal mutation** was developed almost thirty years ago as a method for allowing the mutation strength to quickly shift from exploration to exploitation (Bäck & Schütz, 1995; Bäck & Schütz, 1996; Krusselbrink et al., 2011). As shown in (Doerr et al., 2020), on a set of 23 pseudo-Boolean test functions, log-normal mutation shows an empirical cumulative distribution functions (ECDF) performance across all 23 functions

---

<sup>1</sup>All data collection and experiments were conducted on Jean Zay servers

that are very close to the best-performing algorithm. In this paper, we compare the log-normal (LN) mutation

with various algorithms for continuous optimization problems selected from the Nevergrad benchmarks (Rapin & Teytaud, 2018). Experimental results indicate that the log-normal strategy is competitive for problems that are particularly difficult, i.e., multi-modal and highly-deceptive. Inspired by the mentioned benchmarking results, we test the log-normal mutation for a practical scenario, namely

the attack of fake detectors.

**Outline:** Section 2 presents the state of the art in Black-Box Optimization (BBO, section 2.2) and fake detectors (section 2.1). Section 3 present our tools: section 3.1 for the log-normal mutations, section 3.2 for the extension of log-normal to continuous domains.

Then section 4 presents experimental results, including an ablation in section 4, results on the Nevergrad benchmark suite (Section 4.2), discussing specific results (Section 4.3), and the application to fake detectors (Section 5). Comparing various algorithms on this application, we observe particularly good performance of log-normal mutation.

**Contributions:** (1) We present an extension of log-normal mutation (usually applied in the context of discrete domains) to arbitrary discrete, continuous and mixed search spaces (Section 3.2). (2) We present a comparison between log-normal mutation and a state-of-the-art algorithm selector (Meunier et al., 2022), illustrating a particular strength of log-normal for deceptive and multi-modal problems (Section 4.2, 4.3). (3) We show that log-normal mutation is particularly well suited for attacking fake detectors: log-normal mutation performs well (Section 5.1), and the created fake images go undetected by detectors based on existing attacks (Section 5.2.2). For converting the attacks into defense, we then add a detector of these attacks (Section 5.2.2), and study its robustness .

## 2 State of the art

In this section, we briefly discuss the state-of-the-art in fake detection methods, to set the stage for using those as a specific application domain for black-box-optimization (section 2.1). Then, we introduce the general setup of the black-box optimization problem, and the set of algorithms that are used in the empirical comparison presented in this paper (section 2.2).

### 2.1 Fake detectors

Due to the many AI-generated images on internet, it becomes important to be able to detect them. DIRE (Wang et al., 2023) is a method to detect images generated by Latent Diffusion Models (LDM) (Rombach et al., 2022). It focuses on the error between an input image and its reconstruction counterpart using a pre-trained diffusion model. This method is based on the observation that

the generated images can be approximately reconstructed by a diffusion model, while real images cannot. Several papers already mentioned artifacts making DIRE unreliable in a real-world scenario, in particular the impact of the image format on the prediction (Moskowitz et al., 2024). Another line of work (Coccomini et al., 2023) explores the task using simpler, more traditional machine learning algorithms like Multi-Layer Perceptrons (MLPs), features extracted by Contrastive Language-Image Pretraining (CLIP, (Radford et al., 2021)), or traditional Convolutional Neural Networks (CNNs). Generalization to unseen image generators is known as a critical issue for such supervised learning approaches: Universal Fake Detector (Ojha et al., 2023) uses a linear model trained on top of a generic feature extractor, for the sake of generalization and transfer, and GenDet (Zhu et al., 2023) uses an adversarial method aimed at solving the problem of unknown fake generators. Another method that helps to detect LDM-generated images is the Local Intrinsic Dimensionality (LID) method (Lorenz et al., 2023). LID is employed to estimate the intrinsic dimensionality of a learned representation space, measuring the average distance between a point and its neighboring points. This approach is vital in characterizing the distinct properties of adversarial and natural samples in the latent space of a classifier. The multiLID method (Lorenz et al., 2023) extends this concept, combining locally discriminative information about growth rates in close proximity, which proves effective in detecting adversarial examples as well as images generated by diffusion models. Watermarking (Cox et al., 2007) and on-device certification (Nagm et al., 2021) are alternative methods for distinguishing between fake and real images. Watermarking is designed to create imperceptible alterations to the images. These alterations, however, can be detected and decoded with the appropriate algorithms. The primary purpose of watermarking is to ensure traceability of the images back to the model. Many of the current generation models already use built-in watermarking techniques.

For instance, some latent diffusion models use Discrete Wavelet Transform together with Discrete Cosine Transform (Al-Haj, 2007). While these transformations provide some protection from minor generative image alterations, they are not resistant, for example, to image resizing. Furthermore, one can easily disable the watermarking.

More advanced watermarking methods, as proposed, for example, by Fernandez et al. (2023), merge watermarking into the generation process. Watermarking methods are brittle to adversarial attacks. They include no-box attacks which do not need any knowledge about the method, e.g., using perceptual auto-encoders (Fernandez et al., 2023) or noising/denoising with a diffusion model (Nie et al., 2022); and white-box or black-box attacks (in particular, SA) which employs the watermark extractor or an API access to it (Jiang et al., 2023). Fortunately, there are effective detectors for both no-box attacks and for SA. We investigate how generic black-box optimization methods can be turned into adversarial attacks that are not detected by these detectors: therefore, we need detectors for this family of attacks.

## 2.2 Black-box optimization

An unconstrained optimization problem can be generally formulated as follows,  $\min f(x)$ ,  $x \in \Omega$ . where  $\Omega$  denotes the search space,  $f : \Omega \rightarrow \mathbb{R}^m$ , and  $m$  is the number of objectives. Note that we consider  $m = 1$  in this work, and without loss of generality, we assume a minimization problem. According to the domain of  $\Omega$ , we can consider problems as continuous optimization when  $\Omega \subset \mathbb{R}^n$ , as discrete optimization when  $\Omega \subset \mathbb{Z}^n$ , and pseudo-Boolean optimization (PBO) when  $\Omega = \{0,1\}^n$ , where  $n$  is the dimensionality of the problem. We deal with black-box optimization (BBO), in which algorithms can not obtain the exact definition of the objective function  $f$  and constraint definitions regarding the structure of  $f$ . Evolutionary computation has been widely applied to solve BBO. For example, Evolution Strategies (ES), Differential Evolution (DE), etc., have achieved success in solving continuous BBO problems (Bäck et al., 2023). The variants of these methods have also been applied for discrete BBO based on relaxation to a continuous problem (Pan et al., 2008; Hamano et al., 2022). Moreover, EAs have been well-studied for pseudo-Boolean optimization (PBO) (Doerr et al., 2020). Some strategies have been commonly applied with specific adjustments when solving different types of optimization problems. A recent study has investigated the performance of a discretized Covariance Matrix Adaptation Evolution Strategy (CMA-ES), addressing the adaptation of continuous optimization algorithms for the discrete domain (Thomaser et al., 2023).

In this work, we work on continuous optimization by utilizing discrete optimization algorithms. Specifically, we investigate utilizing the techniques of the  $(1 + \lambda)$  EAs that are designed for PBO for continuous optimization (Doerr et al., 2020). The  $(1 + \lambda)$  EAs flip a number  $\ell$  of variables to generate  $\lambda$  new solutions from a single parent solution iteratively, and self-adaptive methods have been proposed to adjust the value of  $\ell$  online, essentially detecting the optimal number of variables to be altered dynamically. We consider various black-box optimization methods, which can all be found in (Rapin & Teytaud, 2018). We include many algorithms, specified in Section D.1. We selected, for readability, a sample of methods covering important baselines (such as random search), one representative method per group of related methods, and the overall best methods. We refer to (Rapin & Teytaud, 2018) for the details about other algorithms.

## 3 Methodology

### 3.1 Log-normal mutations

We introduce in this section the general framework of the  $(1 + \lambda)$  EA with log-normal mutation, which was proposed for the pseudo-Boolean optimization task, and illustrate a straightforward generalization of this algorithm to continuous and integer domains.

The log-normal mutation was first described in (Bäck & Schütz, 1995; Bäck

---

**Algorithm 1:**  $(1 + \lambda)$  EA<sub>log-n</sub> with log-normal mutation.

---

```
1 Input: A given problem  $f : \Omega \rightarrow \mathbb{R}$ , where  $n$  denotes the
   dimensionality of the problem, an initial value of the mutation rate
    $p \in (0, 1)$ , population size  $\lambda > 0$ , and a learning rate  $\gamma = 0.22$ ;
2 Initialization: Sample  $x \in \Omega$  u.a.r. and evaluate  $f(x)$ ;
3 Optimization: for  $t = 1, 2, 3, \dots$  do
4   for  $i = 1, \dots, \lambda$  do
5      $q \sim \mathcal{N}(0, 1)$ ;
6      $p^{(i)} = \left(1 + \frac{1-p}{p} \cdot \exp(\gamma \cdot q)\right)^{-1}$ ;
7     Sample  $\ell^{(i)} \sim \text{Bin}_{>0}(n, p^{(i)})$ ;
8     create  $y^{(i)} \leftarrow \text{MUTATE}(\ell^{(i)}, x)$ ; evaluate  $f(y^{(i)})$  ; // See Alg.2
9    $i \leftarrow \min \{j \mid f(y^{(j)}) = \max\{f(y^{(k)}) \mid k \in [\lambda]\}\}$ ;
10   $p \leftarrow p^{(i)}$ ;
11   $x^* \leftarrow \arg \max\{f(y^{(1)}), \dots, f(y^{(\lambda)})\}$  ; // ties broken by
   favoring the smallest index
12  if  $f(x^*) \leq f(x)$  then  $x \leftarrow x^*$ ;
13 Output:  $x, f(x)$ 
```

---

& Schütz, 1996), later refined in (Kruisselbrink et al., 2011). It stands out for its robust performance across various problem landscapes (Doerr et al., 2020). Although it may not surpass other self-adjusting methods, such as the two-rate (Doerr et al., 2019b) and the normalized bit mutation (Ye et al., 2019), which are good at converging to small mutation strength  $\ell = 1$  for the classic theory-oriented problems OneMax, LeadingOnes, etc., log-normal mutation consistently delivers competitive results for complex practical problems such as Ising models and Maximum Independent Vertex Set (Doerr et al., 2020). Following the setup in recent work (Doerr et al., 2020) on pseudo-Boolean optimization, we provide a concise formulation of a  $(1 + \lambda)$  EA with the log-normal mutation in Algorithm 1. The algorithm starts from a randomly initialized point (line 2) and generates  $\lambda$  offspring by the MUTATE function in the for-loop (lines 4-8). We denote the mutation strength  $\ell$  as the number of variables to be altered, and this number is generated for each newly generated solution candidate, i.e., offspring, by first mutating the mutation rate  $p$ . In practice,  $p$  is mutated according to a log-normal distribution (line 6, where  $\mathcal{N}(0, 1)$  is a normally distributed random variable with expectation zero and standard deviation one, from which  $q$  is sampled in line 5), and this rule maintains that the median of the distribution of new mutation rates  $p^{(i)}$  is equal to the current mutation rate  $p$ .  $p^{(i)}$  then determines the value of  $\ell^{(i)}$  (line 7), and the corresponding offspring is created and evaluated in line 8. Specifically,  $\ell^{(i)}$  is sampled from a binomial distribution  $\text{Bin}_{>0}(n, p^{(i)})$  (line 7), where  $n$  is the dimensionality, and the sampling is repeated until obtaining  $\ell^{(i)} > 0$ . In case of ties in the objective function values, the mutation rate used for the first best of the newly generated

---

**Algorithm 2:** MUTATE( $\ell, x$ )

---

```
1 Input: a solution  $x \in \times_{i=1}^n \mathcal{X}_i$ , and the mutation strength  
    $\ell \in \{1, 2, \dots, n\}$ , where  $n$  is the dimensionality of the problem;  
2 Sample  $\ell$  pairwise different positions  $i_1, \dots, i_\ell \in [n]$  u.a.r.;  
3  $y \leftarrow x$ ;  
4 for  $j = 1, \dots, \ell$  do  
5   repeat  
6      $k \sim \mathcal{U}(\mathcal{X}_{i_j})$ ;           // Sample  $k$  u.a.r. from domain  $\mathcal{X}_{i_j}$   
7     until  $k \neq x_{i_j}$ ;  
8    $y_{i_j} \leftarrow k$ ;  
9 Output:  $y$ ;
```

---

solutions (line 9) is taken for the next iteration (line 10). The best solution  $x^*$  is updated in line 12 if the best offspring is equal to or better than the current parent solution.

### 3.2 Modifications of the original log-normal algorithm

Note that in Algorithm 1 we do not specify the domain  $\Omega$  of  $x$ . The log-normal mutation has been commonly applied for the pseudo-Boolean optimization, i.e.,  $\Omega = \{0, 1\}^n$ , and the MUTATE-operator flips  $l^{(i)}$  bits that are selected uniformly at random. In this work, we introduce a generalization of the MUTATE-operator, as presented in Algorithm 2, to extend the log-normal mutation to other domains. This generalized MUTATE is applicable for arbitrary search domains  $\Omega = \times_{i=1}^n \mathcal{X}_i$ , where  $\mathcal{X}_i \in \{\{0, 1\}, \mathbb{Z}, \mathbb{R}, \mathbb{N}\}$ . It samples a new value that is distinct from the current one at random from the respective domain for each of  $\ell$  variables, which are selected (uniformly at random) for mutation. This technique has also been adopted by Nevergrad (Rapin & Teytaud, 2018), which automatically adapts algorithms designed for continuous domains to also work for discrete domains and vice versa.

## 4 Experimental results on the Nevergrad Black-box optimization benchmarks

### 4.1 Parameter settings & Ablation

While the log-normal mutation can control mutation rates of the  $(1 + \lambda)$  EA online, Algorithm 1 still comprises three hyperparameters, i.e., the initial value of  $p$ , population size  $\lambda$ , and  $\gamma$ , that can affect the algorithm’s performance. We set  $\gamma = 0.22$  following the suggestion in previous studies (Kruisselbrink et al., 2011; Doerr et al., 2020). For the other two hyperparameters, we test two values 0.2 and 0.8 for  $p$  and various population sizes  $\lambda$ . The detailed combinations are presented in Table 1.



Name	Initial $p$	$\lambda$	Name	Initial $p$	$\lambda$
Lognormal (Standard setting)	0.2	12	SmallLognormal	0.2	4
BigLognormal	0.2	120	XLognormal	0.8	12
HugeLognormal	0.2	1200	XSmallLognormal	0.8	4
OLN(Combined with bandits)	0.2	12			

Table 1: Variants of log-normal mutations used in the experiments. OLN is a combination with bandits, for managing reevaluations in a noisy optimization context.

We denote log-normal as the standard setting. BigLognormal experiments are performed with an increase in population size (respectively, large increase for HugeLognormal, and decrease for SmallLognormal). XLognormal obtains a greater initial mutation rate. OLN (Optimistic Lognormal) experiments the combination with Optimism as performed in Nevergrad for making deterministic algorithms compatible with noisy optimization (see appendix D.3).

We compare the settings of Algorithm 1 with several algorithms, such as random search, CMA, and the anisotropic adaptive algorithm (Doerr et al., 2016, 2017) provided by Nevergrad. log-normal with the standard parameterization from (Bäck & Schütz, 1996) performs essentially well across the 14 tested problems (see Appendix F), though the “Big” variant is an interesting outsider. We note that the default parametrization of log-normal fails mainly on topology optimization (for which anisotropic methods perform great) and on noisy problems (which are irrelevant for our context of attacking deterministic fake detectors, and we note that a good solution in that setting is to use a combination with optimism in front of uncertainty as proposed in (Rapin & Teytaud, 2018)). We therefore keep the standard log-normal and some “Big” counterparts for our application to fake detectors.

## 4.2 Robust performance of log-normal

The log-normal algorithm has already shown competitive results in existing benchmark studies (Doerr et al., 2019b), and in the present paper we examine its performance by comparing it on extensive benchmarks provided by Nevergrad. Table 10 shows the diversity of the benchmarks in Nevergrad, where each benchmark is accompanied with a list of baselines.

Since NGOpt is a “wizard” provided by Nevergrad that is tuned for selecting automatically a proper algorithm for each problem, we use it as a baseline for comparison. We run log-normal and NGOpt and proposed default methods.

Tables 2 and 11 list the rank of the log-normal algorithm and of NGOpt: Table 2 lists the problems in which the benchmark outperforms NGOpt, and Table 11 presents the results of the other benchmarks.

We observe that the log-normal algorithm can outperform NGOpt on 17 out of 41 benchmarks and perform better than 50% of all algorithms on 29

benchmarks. Recall that Nevergrad contains a diverse set of benchmarks, and it is well-known that we can not expect one algorithm to perform the best for all problems. The lognormal algorithm shows robust and competitive performance for Nevergrad benchmarks.

Since the log-normal algorithm was originally proposed for discrete optimization, we first present the detailed results of log-normal variants for the two discrete benchmarks in Fig. 1. In Fig. 1, the y-axis represents the loss of algorithms for tested budgets (presented on the x-axis), and algorithm labels are annotated by their average loss for all the maximum budget between parentheses and (for checking stability) the average loss for the tested budgets excluding the largest one between brackets (if there are at least three budget values). For readability, we present only the 35 best results (and the worst, for scale) for each benchmark. We can observe that the log-normal variants obtain the best performance for the two discrete benchmarks.

### 4.3 Competitive results for deceptive problems

Recall that in the ranks in Table 2, the log-normal algorithm performs best for the “deceptive” and “fishing” benchmarks and outperforms NGOpt on many difficult multimodal benchmarks (marked with \*\*). We plot in Fig. 2 the detailed results of the best of 61 algorithms on the deceptive benchmark. The deceptive benchmark combines many random translations of hard problems in many dimensionalities, including (i) a problem with a long path to the optimum, which becomes thinner and thinner close to the optimum, (ii) a problem with infinitely many local minima, (iii) a problem with condition number growing to infinity as we get closer to the optimum. We note that on this hard continuous benchmark, the log-normal algorithm performs well across all the tested budgets. Therefore, due to its robust performance across a number of benchmarks and particularly competitive performance for the hardest benchmarks, we utilize the log-normal mutation for the following fake detector scenarios.

## 5 Stress test for fake detectors

We consider stress tests for fake detectors. More precisely, we add imperceptible noise  $e$  to the image  $x$ , with this noise chosen so that fake detectors fail: typically  $x$  is a fake image detected as fake by a detector  $\mathcal{D}$  and we find a small  $e$  such that  $x + e$  is classified as non-fake by  $\mathcal{D}$ . Black-box algorithms can be straightforwardly applied to attacking a fake detector  $\mathcal{D}$  (which returns the estimated probability  $\mathcal{D}(x)$  that an image  $x$  is fake) by defining  $loss(e) = \mathcal{D}(e + x)$  and minimizing  $loss$  on a domain  $D$  (typically  $[-0.03, 0.03]^t$ , where  $t$  is the shape of the image tensor<sup>2</sup>) using a black-box algorithm. Our attacks (Section 5.1) consider the fake detector as a black-box, so we do not have gradients. Then,

<sup>2</sup>In this case, we assume that pixels are in the range  $[0, 1]$ . Due to maximum values in image representations we might clamp the values of  $e + x$ .

Cases in which log-normal outperforms NGOpt					
Problem	Rank of log-normal	Num	algo-rithms	Rank of NGOpt	
deceptive**	0	61		6	
fishing**	0	63		56	
multiobj-example-many-hd	1	67		48	
yatuningbbob	4	93		54	
multiobj-example-hd	5	69		55	
multiobj-example	9	63		29	
yaonepensmallbbob	9	79		15	
nano-seq-mltuning	10	23		11	
yasmallbbob	10	96		19	
nano-naive-seq-mltuning	11	23		14	
zp-pbbob	13	41		26	
nano-veryseq-mltuning	14	26		16	
pbo-reduced-suite*	16	156		20	
verysmall-photonics**	26	64		30	
verysmall-photonics2**	33	67		37	
pbbob	35	63		42	
ultrasmall-photonics2**	44	83		72	

Table 2: Results on benchmarks from the Nevergard benchmarking suite for which log-normal outperforms NGOpt. The rank, computed as described in Section E, is between 0 and  $num - algos - 1$ . We compare log-normal to NGOpt. Cases in which log-normal is outperformed by NGOpt are in Table 11. We note that results on continuous problems are not bad, in particular for hard problems: Deceptive (which is designed for being hard), some multi-objective benchmarks (in particular the many-objective case), PBBOB which uses difficult distributions of random translations for optima, very low budget problems such as YaTuningBBOB, and difficult low budget Photonics or Fishing problems. \* denotes discrete problems, \*\* denotes single-objective problems which are highly multimodal and difficult.

in Section 5.2, we create defense mechanisms by detecting various black-box attacks, showing that the log-normal attack is not detected by a detector created for a classical attack (such as Square Attack) and, therefore, needs new ad hoc detectors.

## 5.1 Black-box attacking fake detectors

The fake detector we consider is the universal fake detector (Ojha et al., 2023). Precisely, we consider the datasets as described in Table 3. IN500- and IN500+ refer to real images, Fake1, Fake3, Fake2 and LatentFake-200 refer to images created by image generators. In the present paper, Clean means unattacked, neither by no-box nor by black-box attacks.

**Critical cases.** We consider the detection of attacks (no-box or black-box attacks) aimed at evading fake detectors. So, we are particularly interested in correctly detecting attacks in two cases (1) fake images attacked for making them appear genuine and (2) real, unaltered images (clean). The other cases are less critical: (1) the case of real images attacked so that they will look fake: this will usually not prevent the original images from being classified as real, making the situation less annoying. (2) the case of clean fake images (erroneously viewing them as attacked will not prevent a fake detector from working). Therefore, besides our accuracies on datasets, we will present accuracies on the critical part of these datasets.

We first attack the fake detector with the classical SA, and then with generic black-box optimization methods from section 2.2. We give a brief overview here and full details are in appendix D.2. Nevergrad provides modifiers dedicated to domains shaped as images. These modifiers can be applied to any black-box optimization algorithm. For example, the prefix *Smooth* means that the algorithm periodically tries to smooth its attack  $x$ , if the loss of  $Smooth(x)$  is better than the loss of  $x$ , then  $x$  is replaced by  $Smooth(x)$  in the optimization algorithm. We add two additional modifiers specific from adversarial attacks. Both are inspired from SA, though our modifications have, by definition, less horizontal and vertical artifacts. First, G (Great) means that we replace  $loss(x)$  by  $loss(0.03 \times sign(x))$  when the allowed norm of the attack is 0.03 for the  $l^\infty$  norm. Second, SM (smooth) means that we replace the loss function  $f$  by  $f(convolve(x))$ , where *convolve* applies a normal blurring with standard deviation 3/8. GSM means that we apply both G and SM. For example, we get GSM-SuperSmoothLognormalDiscreteOnePlusOne by applying G, SM and SuperSmooth as modifiers on top of the standard log-normal method, and various methods as in Tab 4 (top). Results are presented in Tab. 4 (bottom). Examples of attacked images are presented in Figure 5.1. Basically, when we have a black-box access to a fake detector, we can attack it either by SA or by log-normal with a budget of 10k queries and  $l^\infty = 0.03$ .

## 5.2 From attack to defense: detecting attacks

A recent trend is the denoising of watermarked images for evading the detection: whereas the watermark makes it possible to detect that an image is fake, the denoised version goes undetected. However, a defense is to detect such a denoising (e.g. by DiffPure or ImageRephrase), or other forms of attacks (such as SA). That way, our work both provides (i) new attacks and (ii) detectors for those attacks, to be used as an additional step (detection of evasion) in fake detectors.

### 5.2.1 No-box attacks (purifiers) and their detection

While watermarking techniques can be made robust against some image alterations such as resizing or JPEG compression as shown by Fernandez et al. (2023), they remain vulnerable to no-box purification attacks (Saber et al.,

2023) that destroy the hidden message. Additionally, the distribution change introduced by no-box purification can impact negatively the performance of a fake detector, as shown in Table 5. We will next show that one can easily detect these attacks if we have access to the purification method.

We consider two purifiers used by Saberi et al. (2024): DiffPure based on guided diffusion and ImageRephrase based on latent diffusion. We consider the strength/steps parameter in the set  $\{0.1, 0.2, 0.3\}$ . These two purifiers lead to an average PSNR (Peak Signal-to-Noise Ratio) between 20 and 30, which is a noticeable yet acceptable quality loss. As expected, the PSNR of the distortion increases with the strength parameter.

For detecting the no-box attacks, we train a classifier, specified in table 13, on Dataset2-DP or Dataset2-IR. We experiment with both ResNet50 and SRnet (Boroumand et al., 2018) and the latter performs better overall. We use Dataset3 as a test set (so that the distributions of images differ) with images attacked by same purifier but with different parameters in  $\{0.1, 0.2, 0.3\}$ . The results of the detection of latent purifiers and guided diffusion purifiers are shown in Table 6 and Table 7. We achieve less than 5% FPR and FNR across the hold-out training dataset and the critical part of testset, although the FPR is relatively higher for the full testset that can be explained by having a sort of transfer from detecting DP or IR to detecting images generated by G.

In short, training on a purifier with a specific parameter allows us to detect that same purifier with different parameters and for different image distributions.

### 5.2.2 The detection of black-box attacks

For detecting square attacks, we train a deep net using a similar setup, as the SRnet model still performs better than ResNet in this scenario. We also employ data augmentation techniques: horizontal flip, random crop and color jitter which empirically makes the model more robust to different attack parameters, while allowing us to train using only one attack parameter budget=10k and  $l^\infty = 0.01$ . The training is done on Dataset2-SA. For testing, we use Dataset3-SA using different parameters than those used during training. We then test the transfer of the SA detector on Dataset4, corresponding to Log-normal attacks.

Table 8 summarizes the results of the SA detector, for detecting SA and as a detector of log-normal attacks. We observe that the transfer to detecting log-normal attacks is very poor. So, we need to include such attacks in our training for improving the defense.

**A new detector for log-normal attacks.** We have seen that detectors of SA do not detect our log-normal attacks. For detecting log-normal attacks, we use the same setup as in section 5.2.2 for creating a new detector. Dataset2-LN is used during training with the attacked images now obtained with GSM-SuperSmoothLognormalDiscreteOnePlusOne budget=10k and  $l^\infty = 0.01$  and again, the dataset is split to 80% train, 10% test, 10% validation. For testing, we use Dataset3 with the images attacked using different variations of log-normal and parameters (Budget and  $l^\infty$ ). Table 9 presents the results of the log-normal

detector: we observe that the learning was made on images attacked by algo1 only and we get positive results for all log-normal variants.

## 6 Conclusions

We tested log-normal mutations on various benchmarks and extended it to continuous benchmarks, including fake detection tasks. Lognormal mutations perform well in some cases in the Nevergrad benchmark, especially on: (i) PBO, a classical discrete benchmark, and some other discrete benchmarks. (2) In some continuous context, in particular in the most difficult scenarios such as many-objective, highly multimodal, low budget benchmarks, including e.g. real world benchmarks in photonics. We note that other discrete algorithms adapted to the continuous case do perform well.

We note that discrete optimization methods are relevant in continuous optimization, when the prior (i.e. the range of reasonable values for each variable) is important and excellent precision is impossible (Sections 4.2 and 4.3). Of course this can not compete with classical local optimization in terms of convergence rates for large budgets, but we show that it can be great for a low ratio budget/dimension. Fake detection presents a complex challenge, with the difficulty of identification varying based on factors such as the type of data and the model used (Epstein et al., 2023; Sha et al., 2023). We consider the setting in (Wang et al., 2023). We observe that log-normal mutations in continuous settings, as well as other generic black-box optimization algorithms, are credible attack mechanisms, so that detecting attacks is necessary for a good defense. We observe a very poor transfer between the detectors of different types of attacks and in particular from the detection of classical attacks (such as SquareAttack) to our modified attacks (such as log-normal), so that a good defense mechanism (aimed at improving the detection of manipulated images) must include the learning of diverse attack mechanisms.

Our most immediate further work is the combination of our fake detectors (no-box, SA, lognormal, and existing detectors such as (Ojha et al., 2023) and (Fernandez et al., 2023)), into a single detector. We also add new attacks and defenses based on generic black-box optimization, and a third work is the investigation of log-normal mutations (and other discrete algorithms) for other continuous problems.

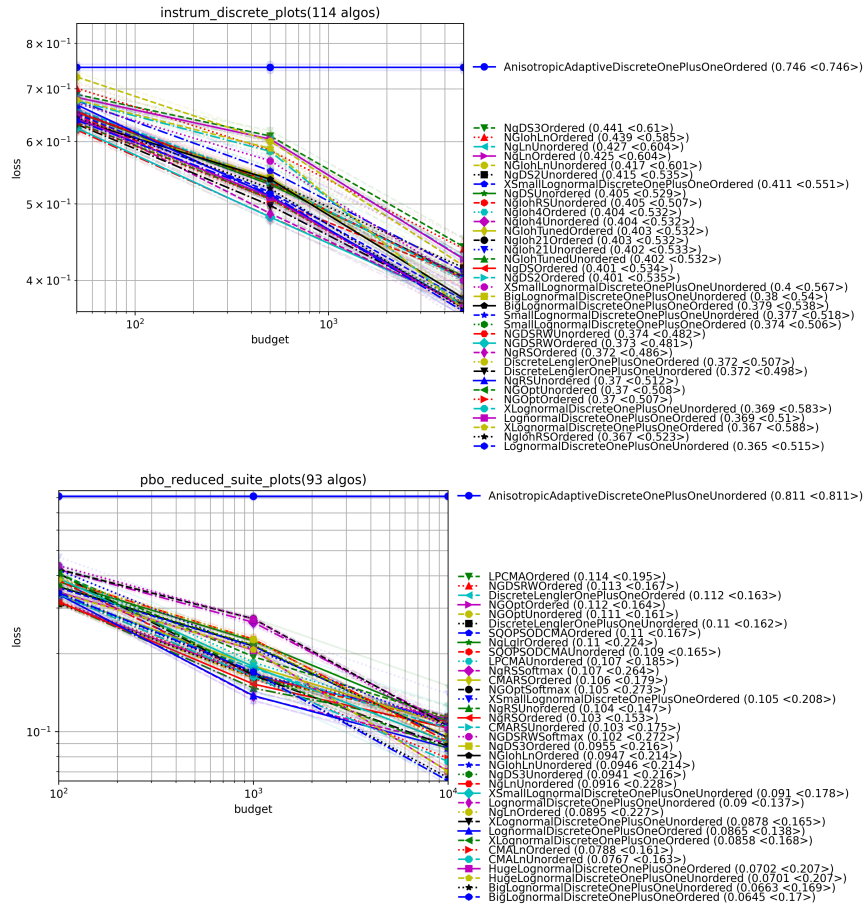


Figure 1: Results on instrum-discrete (top, 35 best methods and the worst method out of 98 methods run on this benchmark), pbo-reduced (bottom, 35 best and the worst method out of 156 methods run on this benchmark). log-normal is simple but good. CMALn is a combination of CMA and log-normal (used as a warmup during the early 10% of the budget): on PBO all strong methods use log-normal at some point.

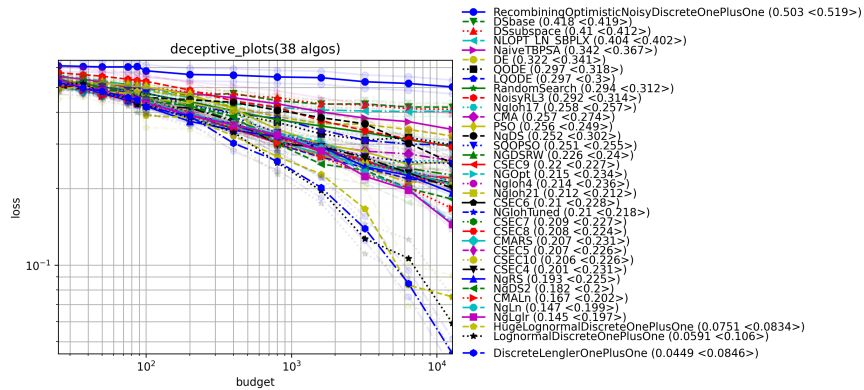


Figure 2: Results on the Deceptive benchmark in Nevergrad. X-axis: budget. Y-axis: average normalized (linearly to  $[0, 1]$ , for each benchmark) loss. We observe that CMALn (CMA with log-normal warmup) outperforms CMARS (CMA with random search warmup), which outperforms CMA, on this hard benchmark. The best algorithms are based on log-normal: CMALn (resp. NgLn) uses CMA (resp. NGOpt) for local optimization after log-normal. Lengler also performs well, showing that discrete algorithms can be competitive for continuous problems, in the hardest cases, as a warmup or as a standalone method. The CSEC codes are all variants of NgIohTuned: they are good, but still outperformed by codes based on Lognormal. We note an excellent performance of the Lengler method adapted to continuous problems, in particular for the greatest values of the budget, though Table 2 shows that log-normal was better over the different budget values (25, 37, 50, 75, 87, 100, 200, 400, 800, 1600, 3200, 6400, 12800) for the criterion defined in Section E.




Figure 3: Example of attacked images. All attacks are done with a budget of 10k queries and  $l^\infty = 0.03$ .



Name	Description
Dataset1	2k images from Fake3, 2k images from Fake2 and 1k images from LatentFake-200 for a total of 5k fake images. Used to benchmark variations of log-normal attacks and square attack.
Dataset2-DP	Same as Dataset1, plus 5k real images from RealWorld500- and their purified versions by DiffPure with parameter 0.1
Dataset2-IR	Same as Dataset1, plus 5k real images from RealWorld500- and their purified versions by ImageRephrase with parameter 0.1
Dataset2-SA	Same as Dataset1, plus 5k real images from IN500- and their attacks by SA with budget=10k and $l^\infty = 0.01$ . Total = 20k images.
Dataset2-LN	Same as Dataset1, plus 5k real images from IN500- and their attacks by log-normal (algo1) with budget=10k and $l^\infty = 0.01$ . Total = 20k images.
Dataset3	1k real images from RealWorld500+ + 500 fake images from Fake3 of different classes than Dataset2 + 500 fake images from Fake1 and their attacked counterpart. Total = 4k images.
Dataset3-IR0.1, IR0.2, IR0.3	Purified versions of Dataset3 based on ImageRephrase, with parameter 0.1, 0.2, 0.3.
Dataset3-DP0.1, DP0.2, DP0.3	Purified versions of Dataset3 based on DiffPure, with parameter 0.1, 0.2, 0.3.
Dataset3-SA ( $L, B$ )	Real images from Dataset3 + fake images from Dataset3 attacked by SA with various amplitudes ( $L \in \{0.01, 0.03, 0.05\}$ ) and budget ( $B \in \{1000, 10000\}$ ).
Dataset3-LN ( $L, B$ )	Real images from Dataset3 + fake images from Dataset3 attacked by LN (algo1 to algo5) with various $L \in \{0.01, 0.03, 0.05\}$ and $B \in \{1000, 10000\}$ .
Dataset4	1k fake images from Dataset3, attacked with log-normal attacks (algo1).

Table 3: Datasets used in the study. Dataset3 will be used as a test set for the detectors trained on Dataset2 and Dataset4, will be used for testing the transfer of detectors trained on SA attacks to log-normal attacks.

Algorithms	Alias	Algorithms	Alias
GSM-SuperSmoothLognormalDiscreteOnePlusOne	algo1	LognormalDiscreteOnePlusOne	algo4
G-SuperSmoothLognormalDiscreteOnePlusOne	algo2	GSM-BigLognormalDiscreteOnePlusOne	algo5
SuperSmoothLognormalDiscreteOnePlusOne	algo3	G-BigLognormalDiscreteOnePlusOne	algo6

Algorithm	SA	algo1	algo2	algo3	algo4	algo5	algo6
Success rate on dataset1	100%	91.0%	94.1%	64.6%	82.0%	99.2%	99.1%

Table 4: Top: Variations of the log-normal algorithm considered. Bottom: Success rate when attacking the fake detector. The success rate is computed solely on attacks of correctly classified clean images. All attacks have 10k budget and  $l^\infty = 0.03$ .

	Attacks						
	Clean	DP 0.1	DP 0.2	DP 0.3	IR 0.1	IR 0.2	IR 0.3
FNR	5.2%	23.42%	34.4%	40.1%	11.3%	16.8%	26.2%
PSNR	NA	27.9	24.4	22.1	26.6	24.4	22.7

Table 5: The second row shows the false negative rate (FNR) at a threshold of 0.5 for the universal fake detector on clean Dataset1 consisting of only fake images and different purified versions of this dataset. DP stands for DiffPure while IR stands for ImageRephrase. The third row corresponds to the average PSNR.

Dataset	FPR↓	FNR↓	AUC↑
(same dist) Dataset2(param=IR0.1) hold-out	0.9%	0.3%	0.99
Dataset 3, full (critical and non critical images)			
Dataset3 (param=IR0.1)	23.1%	0.1%	0.96
(different dist) Dataset3 (param=IR0.2)	23.1%	0.2%	0.96
Dataset3 (param=IR0.3)	23.1%	0.2%	0.95
Dataset 3, critical part			
Dataset3 (param=IR0.1)	1.7%	0.0%	0.99
(different dist) Dataset3 (param=IR0.2)	1.7%	0.0%	0.99
Dataset3 (param=IR0.3)	1.7%	0.0%	0.99

Table 6: False positive and false negative rates for purified images detection at a threshold of (0.5) alongside with the AUC score. The purified training images correspond to the latent-purifier (class “ImageRephrase”) with parameter 0.1. We observe good results, in particular for critical cases.

	Dataset	FPR↓	FNR↓	AUC↑
(same dist)	Dataset2(param=DP0.1) hold-out	1.9%	3.9%	0.99
Dataset 3, full (critical and non critical)				
	Dataset3 (param=DP0.1)	23.0%	3.7%	0.88
(different dist)	Dataset3 (param=DP0.2)	23.0%	4.0%	0.87
	Dataset3 (param=DP0.3)	23.0%	4.2%	0.87
Dataset 3, critical part				
	Dataset3 (param=DP0.1)	2.2%	3.0%	0.99
(different dist)	Dataset3 (param=DP0.2)	2.2%	4.6%	0.99
	Dataset3 (param=DP0.3)	2.2%	5.4%	0.99

Table 7: False positive and false negative rates for purified images detection at a threshold of (0.5) alongside with the AUC score. The purified training images correspond to the guided-diffusion purifier (class “DiffPure”) with parameter 0.1. We observe good results, in particular when we restrict the analysis to critical cases (see the specification of critical cases in section 5.1).

	Dataset	FPR↓	FNR↓	AUC↑
(same dist)	Dataset2-SA hold-out	1.8%	0.5%	0.99
	Dataset3-SA (B=10k, L=0.01)	0.8%	0.9%	0.99
	Dataset3-SA (B=10k, L=0.03)	0.8%	0.0%	0.99
(different dist)	Dataset3-SA (B=10k, L=0.05)	0.8%	0.0%	0.99
	Dataset3-SA (B=1k, L=0.01)	0.8%	0.0%	0.99
	Dataset3-SA (B=1k, L=0.03)	0.8%	0.0%	0.99
	Dataset3-SA (B=1k, L=0.05)	0.8%	0.0%	0.99
(transfer to log-normal)	Dataset4	NA	79.5%	NA

Table 8: False positive and false negative rates for square attack detection at a threshold of (0.5) alongside with the AUC score. B stands for the budget used for the attack and L stands for the accepted  $l^\infty$  distance. Last row: transfer to log-normal detection.

	Dataset	FPR↓	FNR↓	AUC↑
(same dist)	Dataset2-LN hold-out	0.7%	2.1%	0.99
	Dataset3-LN (algo1, B=10k, L=0.01)	4.1%	5.4%	0.98
	Dataset3-LN (algo1, B=10k, L=0.03)	4.1%	2.3%	0.99
	Dataset3-LN (algo1, B=10k, L=0.05)	4.1%	2.9%	0.99
(different dist)	Dataset3-LN (algo2, B=10k, L=0.03)	4.1%	4.1%	0.98
	Dataset3-LN (algo3, B=10k, L=0.03)	4.1%	11.7%	0.95
	Dataset3-LN (algo4, B=10k, L=0.03)	4.1%	1.6%	0.99
	Dataset3-LN (algo5, B=10k, L=0.03)	4.1%	0.4%	0.99

Table 9: False positive and false negative rates for log-normal detection at a threshold of (0.5) alongside with the AUC score. Algorithms are reported in Table 4, B stands for the budget used for the attack and L stands for the accepted  $l^\infty$  distance. LN stands for log-normal.

## References

- Ali Al-Haj. Combined DWT-DCT digital image watermarking. *Journal of computer science*, 3(9):740–746, 2007.
- Maksym Andriushchenko, Francesco Croce, Nicolas Flammarion, and Matthias Hein. Square attack: A query-efficient black-box adversarial attack via random search. In Andrea Vedaldi, Horst Bischof, Thomas Brox, and Jan-Michael Frahm (eds.), *Computer Vision - ECCV 2020 - 16th European Conference, Glasgow, UK, August 23-28, 2020, Proceedings, Part XXIII*, volume 12368 of *Lecture Notes in Computer Science*, pp. 484–501. Springer, 2020. doi: 10.1007/978-3-030-58592-1\\_29. URL [https://doi.org/10.1007/978-3-030-58592-1\\\_29](https://doi.org/10.1007/978-3-030-58592-1\_29).
- SME Artelys. Sequential quadratic programming: Knitro wins the BBO competition, 2015a. URL <https://www.artelys.com/news/solvers-news/knitro-bbcomp-winner/>.
- SME Artelys, 2015b. URL <https://www.artelys.com/news/159/16/KNITRO-wins-the-GECCO-2015-Black-Box-Optimization-Competition>.
- Thomas Bäck and Martin Schütz. Evolution strategies for mixed-integer optimization of optical multilayer systems. In John R. McDonnell, Robert G. Reynolds, and David B. Fogel (eds.), *Proceedings of the Fourth Annual Conference on Evolutionary Programming, EP 1995, San Diego, CA, USA, March 1-3, 1995*, pp. 33–51. A Bradford Book, MIT Press. Cambridge, Massachusetts., 1995.
- Thomas Bäck and Martin Schütz. Intelligent mutation rate control in canonical genetic algorithms. In Zbigniew W. Raś and Maciek Michalewicz (eds.), *Foundations of Intelligent Systems*, pp. 158–167, Berlin, Heidelberg, 1996. Springer Berlin Heidelberg. ISBN 978-3-540-68440-4.
- Thomas H. W. Bäck, Anna V. Kononova, Bas van Stein, Hao Wang, Kirill A. Antonov, Roman T. Kalkreuth, Jacob de Nobel, Diederick Vermetten, Roy de Winter, and Furong Ye. Evolutionary algorithms for parameter optimization - thirty years later. *Evolutionary Computation*, 31(2):81–122, 2023. doi: 10.1162/EVCO\\_A\\_00325. URL [https://doi.org/10.1162/evco\\\_a\\\_00325](https://doi.org/10.1162/evco\_a\_00325).
- James Bergstra, Brent Komer, Chris Eliasmith, Dan Yamins, and David D Cox. Hyperopt: a Python library for model selection and hyperparameter optimization. *Computational Science and Discovery*, 8(1):014008, 2015.
- Mehdi Boroumand, Mo Chen, and Jessica Fridrich. Deep residual network for steganalysis of digital images. *IEEE Transactions on Information Forensics and Security*, 14(5):1181–1193, 2018.

- Davide Alessandro Coccomini, Andrea Esuli, Fabrizio Falchi, Claudio Gennaro, and Giuseppe Amato. Detecting images generated by diffusers. *arXiv preprint arXiv:2303.05275*, 2023.
- Ingemar Cox, Matthew Miller, Jeffrey Bloom, Jessica Fridrich, and Ton Kalker. *Digital watermarking and steganography*. Morgan kaufmann, 2007.
- Swagatam Das, Sankha Subhra Mullick, and Ponnuthurai N. Suganthan. Recent advances in differential evolution - an updated survey. *Swarm Evol. Comput.*, 27:1–30, 2016. doi: 10.1016/J.SWEVO.2016.01.004. URL <https://doi.org/10.1016/j.swevo.2016.01.004>.
- Benjamin Doerr and Frank Neumann (eds.). *Theory of Evolutionary Computation - Recent Developments in Discrete Optimization*. Natural Computing Series. Springer, 2020. ISBN 978-3-030-29413-7. doi: 10.1007/978-3-030-29414-4. URL <https://doi.org/10.1007/978-3-030-29414-4>.
- Benjamin Doerr, Carola Doerr, and Timo Kötzing. Provably optimal self-adjusting step sizes for multi-valued decision variables. In *Proceedings of PPSN*, volume 9921, pp. 782–791, 09 2016. ISBN 978-3-319-45822-9. doi: 10.1007/978-3-319-45823-6\_73.
- Benjamin Doerr, Carola Doerr, and Timo Kötzing. Static and self-adjusting mutation strengths for multi-valued decision variables. *Algorithmica*, 80, 07 2017. doi: 10.1007/s00453-017-0341-1.
- Benjamin Doerr, Carola Doerr, and Johannes Lengler. Self-adjusting mutation rates with provably optimal success rules. In *Genetic and Evolutionary Computation Conference*, pp. 1479–1487, 2019a.
- Benjamin Doerr, Christian Gießen, Carsten Witt, and Jing Yang. The  $(1+\lambda)$  evolutionary algorithm with self-adjusting mutation rate. *Algorithmica*, 81 (2):593–631, 2019b. doi: 10.1007/S00453-018-0502-X. URL <https://doi.org/10.1007/s00453-018-0502-x>.
- Carola Doerr, Hao Wang, Furong Ye, Sander van Rijn, and Thomas Bäck. IOHprofiler: A Benchmarking and Profiling Tool for Iterative Optimization Heuristics. *arXiv:1810.05281*, 2018.
- Carola Doerr, Furong Ye, Naama Horesh, Hao Wang, Ofer M. Shir, and Thomas Bäck. Benchmarking discrete optimization heuristics with iohprofiler. *Applied Soft Computing*, 88:106027, 2020. ISSN 1568-4946. doi: <https://doi.org/10.1016/j.asoc.2019.106027>. URL <https://www.sciencedirect.com/science/article/pii/S1568494619308099>.
- Hafsteinn Einarsson, Marcelo Matheus Gauy, Johannes Lengler, Florian Meier, Asier Mujika, Angelika Steger, and Felix Weissenberger. The linear hidden subset problem for the  $(1+1)$ -EA with scheduled and adaptive mutation rates. *Theoretical Computer Science*, 785:150–170, 2019.

- David C Epstein, Ishan Jain, Oliver Wang, and Richard Zhang. Online detection of ai-generated images. In *Proceedings of the IEEE/CVF International Conference on Computer Vision*, pp. 382–392, 2023.
- Pierre Fernandez, Guillaume Couairon, Hervé Jégou, Matthijs Douze, and Teddy Furon. The stable signature: Rooting watermarks in latent diffusion models. *arXiv preprint arXiv:2303.15435*, 2023.
- Ryoki Hamano, Shota Saito, Masahiro Nomura, and Shinichi Shirakawa. CMA-ES with margin: lower-bounding marginal probability for mixed-integer black-box optimization. In Jonathan E. Fieldsend and Markus Wagner (eds.), *Proceedings of the Genetic and Evolutionary Computation Conference, Massachusetts, USA, July 9 - 13, 2022*, pp. 639–647. ACM, 2022. doi: 10.1145/3512290.3528827. URL <https://doi.org/10.1145/3512290.3528827>.
- Nikolaus Hansen and Andreas Ostermeier. Completely derandomized self-adaptation in evolution strategies. *Evolutionary Computation*, 11(1), 2003.
- John H. Holland. *Adaptation in Natural and Artificial Systems*. University of Michigan Press, 1975.
- Zhengyuan Jiang, Jinghuai Zhang, and Neil Zhenqiang Gong. Evading watermark based detection of ai-generated content. In *Proceedings of the 2023 ACM SIGSAC Conference on Computer and Communications Security*, pp. 1168–1181, 2023.
- Johannes W. Kruisselbrink, Rui Li, Edgar Reehuis, Jeroen Eggermont, and Thomas Bäck. On the log-normal self-adaptation of the mutation rate in binary search spaces. In *Proceedings of the 13th Annual Conference on Genetic and Evolutionary Computation, GECCO '11*, pp. 893–900, New York, NY, USA, 2011. Association for Computing Machinery. ISBN 9781450305570. doi: 10.1145/2001576.2001699. URL <https://doi.org/10.1145/2001576.2001699>.
- T.L Lai and Herbert Robbins. Asymptotically efficient adaptive allocation rules. *Adv. Appl. Math.*, 6(1):4–22, March 1985.
- Peter Lorenz, Ricard L Durall, and Janis Keuper. Detecting images generated by deep diffusion models using their local intrinsic dimensionality. In *Proceedings of the IEEE/CVF International Conference on Computer Vision*, pp. 448–459, 2023.
- Laurent Meunier, Herilalaina Rakotoarison, Pak-Kan Wong, Baptiste Rozière, Jérémy Rapin, Olivier Teytaud, Antoine Moreau, and Carola Doerr. Black-box optimization revisited: Improving algorithm selection wizards through massive benchmarking. *IEEE Trans. Evol. Comput.*, 26(3):490–500, 2022.
- A. G. Moskowitz, T. Gaona, and J. Peterson. Detecting ai-generated images via CLIP. *CoRR*, abs/2404.08788, 2024. doi: 10.48550/ARXIV.2404.08788. URL <https://doi.org/10.48550/arXiv.2404.08788>.

- Ahmad M Nagm, Mohamed Torky, and Khaled Y Youssef. A novel watermarking approach for protecting image integrity based on a hybrid security technique. *arXiv preprint arXiv:2110.08777*, 2021.
- Weili Nie, Brandon Guo, Yujia Huang, Chaowei Xiao, Arash Vahdat, and Animashree Anandkumar. Diffusion models for adversarial purification. In *International Conference on Machine Learning*, pp. 16805–16827. PMLR, 2022.
- Utkarsh Ojha, Yuheng Li, and Yong Jae Lee. Towards universal fake image detectors that generalize across generative models. In *CVPR*, 2023.
- Quan-Ke Pan, Mehmet Fatih Tasgetiren, and Yun-Chia Liang. A discrete differential evolution algorithm for the permutation flowshop scheduling problem. *Computers & Industrial Engineering*, 55(4):795–816, 2008. doi: 10.1016/J.CIE.2008.03.003. URL <https://doi.org/10.1016/j.cie.2008.03.003>.
- M. J. D. Powell. *A Direct Search Optimization Method That Models the Objective and Constraint Functions by Linear Interpolation*, pp. 51–67. Springer Netherlands, 1994.
- Alec Radford, Jong Wook Kim, Chris Hallacy, Aditya Ramesh, Gabriel Goh, Sandhini Agarwal, Girish Sastry, Amanda Askell, Pamela Mishkin, Jack Clark, et al. Learning transferable visual models from natural language supervision. In *International conference on machine learning*, pp. 8748–8763. PMLR, 2021.
- S. Rahnamayan, H. R. Tizhoosh, and M. M. A. Salama. Quasi-oppositional differential evolution. In *IEEE Congress on Evolutionary Computation*, pp. 2229–2236, 2007.
- Jeremy Rapin and Olivier Teytaud. Nevergrad - A gradient-free optimization platform. <https://GitHub.com/FacebookResearch/Nevergrad>, 2018.
- Ingo Rechenberg. *Optimierung technischer Systeme nach Prinzipien der biologischen Evolution*. Frommann-Holzboog, 1973.
- Robin Rombach, Andreas Blattmann, Dominik Lorenz, Patrick Esser, and Björn Ommer. High-resolution image synthesis with latent diffusion models. In *Proceedings of the IEEE/CVF conference on computer vision and pattern recognition*, pp. 10684–10695, 2022.
- Raymond Ros and Nikolaus Hansen. A simple modification in CMA-ES achieving linear time and space complexity. In *Parallel Problem Solving from Nature – PPSN X*, pp. 296–305. Springer Berlin Heidelberg, 2008.
- Mehrdad Saberi, Vinu Sankar Sadasivan, Keivan Rezaei, Aounon Kumar, Atoosa Chegini, Wenxiao Wang, and Soheil Feizi. Robustness of ai-image detectors: Fundamental limits and practical attacks. *arXiv preprint arXiv:2310.00076*, 2023.



- Mehrdad Saberi, Vinu Sankar Sadasivan, Keivan Rezaei, Aounon Kumar, Atoosa Chegini, Wenxiao Wang, and Soheil Feizi. Robustness of ai-image detectors: Fundamental limits and practical attacks. In *ICLR*, 2024.
- Zeyang Sha, Zheng Li, Ning Yu, and Yang Zhang. De-fake: Detection and attribution of fake images generated by text-to-image generation models. In *Proceedings of the 2023 ACM SIGSAC Conference on Computer and Communications Security*, pp. 3418–3432, 2023.
- Rainer Storn and Kenneth Price. Differential evolution - a simple and efficient heuristic for global optimization over continuous spaces. *J. of Global Optimization*, 11(4):341–359, 1997.
- André Thomaser, Jacob de Nobel, Diederick Vermetten, Furong Ye, Thomas Bäck, and Anna V. Kononova. When to be discrete: Analyzing algorithm performance on discretized continuous problems. In Sara Silva and Luís Paquete (eds.), *Proceedings of the Genetic and Evolutionary Computation Conference, GECCO 2023, Lisbon, Portugal, July 15-19, 2023*, pp. 856–863. ACM, 2023. doi: 10.1145/3583131.3590410. URL <https://doi.org/10.1145/3583131.3590410>.
- Yizao Wang, Jean-Yves Audibert, and Rémi Munos. Algorithms for infinitely many-armed bandits. In D. Koller, D. Schuurmans, Y. Bengio, and L. Bottou (eds.), *Advances in Neural Information Processing Systems 21*, pp. 1729–1736. Curran Associates, Inc., 2009.
- Zhendong Wang, Jianmin Bao, Wengang Zhou, Weilun Wang, Hezhen Hu, Hong Chen, and Houqiang Li. Dire for diffusion-generated image detection. *arXiv preprint arXiv:2303.09295*, 2023.
- Thomas Weise, Zijun Wu, and Markus Wagner. An improved generic bet-and-run strategy for speeding up stochastic local search. *CoRR*, abs/1806.08984, 2018. URL <http://arxiv.org/abs/1806.08984>.
- Furong Ye, Carola Doerr, and Thomas Bäck. Interpolating local and global search by controlling the variance of standard bit mutation. In *IEEE Congress on Evolutionary Computation, CEC 2019, Wellington, New Zealand, June 10-13, 2019*, pp. 2292–2299. IEEE, 2019. doi: 10.1109/CEC.2019.8790107. URL <https://doi.org/10.1109/CEC.2019.8790107>.
- Mingjian Zhu, Hanting Chen, Mouxiao Huang, Wei Li, Hailin Hu, Jie Hu, and Yunhe Wang. Gendet: Towards good generalizations for ai-generated image detection. *arXiv preprint arXiv:2312.08880*, 2023.

## A Broader Impact Statement

Detecting fake images is essential for preserving the quality of internet. Our detectors do not provide certainties, only indications.

## B Benchmarks: statistics

	Min	Max
Dimension	1	20000
Budget	10	3000000
Num-objectives	1	6
Noise dissymetries	False	True
Noise	False	True (many levels)
Number of blocks of variables (with independent rotations)	1	16
Number of workers	1	500
Category	Benchmarks	
Real-world, ML tuning	Keras, Scikit-learn (SVM, Decision Trees, Neural nets)	
Real-world, not ML tuning	Crops, rockets, energy, fishing, photonics, game	
Discrete	PBO, Bonnans, others (includes: unordered variables)	

Table 10: Diversity of the benchmarking platform used in our experiments.

Table 10 presents the benchmarks in Nevergrad.

## C Cases in which log-normal is outperformed by NGOpt

Cases in which log-normal does not outperform NGOpt					
Problem	Rank of Log-Normal	Num	algo-	Rank	of
		rithm		NGOpt	
yaonepenboundedbbob	7	86		0	
yapenboundedbbob	8	87		0	
yahdbbob	13	72		7	
naivemltuning	14	21		10	
reduced-yahdlbbob	14	88		1	
yamegapenboundedbbob	14	88		8	
naive-seq-mltuning	15	23		14	
seq-mltuning	17	23		8	
yabbob	17	81		11	
yaboxbbob	17	53		7	
nano-naive-veryseq-mltuning	18	27		17	
instrum-discrete*	23	123		4	
mltuning	21	23		9	
yaonepenparabbob	22	56		11	
double-o-seven	24	39		2	
yaboundedbbob	25	89		4	
yapenparabbob	31	56		13	
yatinybbob	41	89		37	
zp-ms-bbob	41	58		28	
ms-bbob	42	65		29	
powersystems	42	50		26	
yaparabbob	46	61		6	
ultrasmall-photonics**	51	85		28	
mldakmeans	57	70		13	

Table 11: Benchmarks on which log-normal performs weaker than NGOpt. NGOpt is a wizard, automatically choosing an algorithm in a big portfolio of algorithms: it performs vastly better than log-normal for problems with noise (007 and PowerSystems, for which noise management is essential: log-normal can do better for this when combined with Optimism in Front of Uncertainty for dealing with the noise as detailed in Section D.1 and Fig. 4), and for problems derived from BBOB in which high precision by continuous methods is possible.

## D Black-box Optimization Algorithms

### D.1 List of methods

We briefly present the main BBO algorithms used in the present paper.

- Log-normal (the full name in Nevergrad is LogNormalDiscreteOnePlusOne, sometimes abbreviated as LDOPO), a  $(1 + \lambda)$  EA optimizer embedded with the self-adaptive log-normal mutation. This optimizer is adapted from the corresponding discrete version (Kruisselbrink et al., 2011) (see Section 3.1), and details of the tested continuous optimizer are introduced in Section 3.2.

It is sometimes abbreviated as LDOPO.

- Lengler (DiscreteLenglerOnePlusone, sometimes abbreviated as Lglr), namely the scheduled mutation rate in (Einarsson et al., 2019).
- Adaptive mutation rates (AdaptiveDiscreteOnePlusOne) come from (Dorr et al., 2019a). This is a  $(1 + 1)$  EA with self-adjusting mutation rates. It increases the mutation rate  $p$  by  $F^s \cdot p$  when the obtained offspring is at least as good as the parent. Otherwise,  $p$  is replaced by  $p/F$ .  $F$  and  $s$  are two constant parameters. The algorithm is extended to the continuous optimization following the strategy in Section 3.2.
- Anisotropic discrete algorithms, which uses self-adaptation with a mutation rate per variable.
- NGOpt is a wizard developed by Nevergrad (Rapin & Teytaud, 2018). It automatically chooses an algorithm from a portfolio of algorithms.
- CMA-ES, the Covariance Matrix Adaptation evolution strategy, is a well-known continuous optimization algorithm proposed by Hansen (Hansen & Ostermeier, 2003). We consider CMA and DiagonalCMA (Ros & Hansen, 2008) implemented by Nevergrad (Rapin & Teytaud, 2018) for comparison, and the latter is a modified version for high dimensional objective functions.
- Random Search (abbreviated RS) has been commonly applied as a baseline for algorithm comparison. In this paper, we sample new values for each variable uniformly at random.
- MultiSQP, a combination of multiple sequential quadratic programming runs (Artelys, 2015b; Rapin & Teytaud, 2018).
- CMandAS2, a combination of several optimization methods (depending on the dimension and budget, e.g. several CMAs equipped with quadratic MetaModels combined in a bet-and-run(Weise et al., 2018) or the simple  $(1 + 1)$  evolution strategy with one-fifth rule(Rechenberg, 1973)) implemented in (Rapin & Teytaud, 2018).

- NGOptRW, the wizard proposed for real-world problems in (Rapin & Teytaud, 2018); it used more DE and more PSO than NGOpt (as opposed to using CMA), and a bet-and-run (Weise et al., 2018).
- Carola2, a chaining (inspired by (Doerr et al., 2018)) between Cobyla (Powell, 1994), CMA (Hansen & Ostermeier, 2003) accompanied by a meta-model and sequential quadratic programming (Artelys, 2015a).
- HyperOpt (Bergstra et al., 2015), based on Parzen estimates.
- NgIoh variants, recent wizards co-developed by the Nevergrad team and the IOH team (Doerr et al., 2018).
- CMA variants: besides DiagonalCMA (Ros & Hansen, 2008), we consider LargeDiagonalCMA (as DiagonalCMA, but with larger initial variance for the population).
- VastDE, basically DE (Storn & Price, 1997) sampling closer to the boundary in bounded cases or with greater variance in unbounded contexts.
- SQOPSO, Special Quasi-Opposite PSO, which adapts quasi-opposite sampling (Rahnamayan et al., 2007) to PSO.
- BAR4, a bet-and-run between
  - quasi-opposite DE folowed by BFGS with finite differences (Rahnamayan et al., 2007) and
  - a CMA equipped with a meta-model followed by a sequential quadratic programming part.

Other methods were run thanks to their availability in the Nevergrad framework; we refer to (Rapin & Teytaud, 2018) for all details.

We use the terminology in the Nevergrad code, i.e.,  $(1 + \lambda)$  optimization methods are derived from the  $(1 + 1)$  code, and contain the suffix OnePlusOne even if  $\lambda > 1$ .

## D.2 Modifiers of algorithms

### D.2.1 Modifiers dedicated to tensors

When the Smooth operator is applied to a black-box optimization method in Nevergrad, periodically, it tries to replace the current best candidate  $x$  by  $Smooth(x)$ . If  $Smooth(x)$  has a better loss value than  $x$ , then  $x$  is replaced by  $Smooth(x)$ .  $Smooth(x)$  is defined as a tensor with the same shape as  $x$ , with  $Smooth(x)_i$  defined as  $x_i$  with probability 75%, and, otherwise, the average of the  $x_j$  for  $j$  the points at distance at most 1 of  $i$  in the indices of the tensor  $x$ . Smooth means that this tentative smoothing is tested once per 55 iterations, SuperSmooth once per 9 iterations; see Table 12.

Parameter	Value
Frequency of update (per iteration)	1/2 (ZetaSmooth) 1/3 (UltraSmooth) 1/9 (SuperSmooth) 1/55 (Default smooth)
Size of smoothing window $s$	$s = 3$

Table 12: Parametrization of the Smooth operator, which operates on a  $s \times s$ -window.

### D.2.2 Modified dedicated to adversarial attacks

The modifiers G and GSM used for arrays work as follows:

$$\begin{aligned} loss_G(x) &= loss(0.03 \times sign(x)) \\ loss_{GSM}(x) &= loss(0.03 \times sign(convolve(x, k))) \end{aligned}$$

in the context of an image with values in  $[0, 1]$  and an amplitude 0.03 in  $l^\infty$ .  $k$  refers to a Gaussian kernel of width  $r/8$  with  $r$  the width of the image.

### D.3 Other modifiers of algorithms proposed in Nevergrad

There are other modifiers of algorithms proposed in Nevergrad and visible in prefixes, as follows:

- The prefix SA (self-avoiding, referring to tabu lists) and the suffix Exp (referring to parameters related to simulated annealing) refer to add-ons for the discrete optimization methods.
- Recombining (R for short), which adds a two-point crossover (Holland, 1975) in an algorithm.
- Acceleration by meta-models: by default, MetaModel means CMA plus a quadratic meta-model, but an optimization method (DE, PSO or other) can be specified, and the meta-model can be a random-forest (RF) or a support vector machine (SVM) or a neural network (NN). The algorithm periodically learns a meta-model, and if the learning looks successful it uses the minimum of the MetaModel as a new candidate point.
- Combination with Optimism in front of uncertainty: Nevergrad features bandit tools, which can be combined with other algorithms for making them compatible with noisy optimization. For example, the optimistic counterpart of an algorithm  $A$  performs an upper confidence bound method (Lai & Robbins, 1985) for choosing, between points in the search space that have already been used, which one should be resampled, and chooses a new point when the number of function evaluations exceeds a given function of the number of distinct points as specified in (Wang et al., 2009; Rapin & Teytaud, 2018).

## E Significance in Nevergrad plots

In figures created by Nevergrad all dots are independently created. This means, for example, that dots obtained for budget 1000 are not extracted from truncations of runs obtained for budget 2000. This implies that the robustness of the rankings between methods can be deduced from the stability of curves: if the curve corresponding to algorithm A is always below the curve obtained for Algorithm B (in minimization) this means that Algorithm A performs robustly better than Algorithm B. For computing p-values, the probability that Algorithm A performs better than Algorithm B for the  $k$  greatest budget values is at most  $1/2^k$  under the null hypothesis that they have the same distribution of average loss values. When computing ranks of algorithms as in Tables 2 and 11, Nevergrad proceeds as follows:

- Compute the average obtained loss  $loss_{a,p,b}$  for each algorithm  $a$  and each problem  $p$  and each budget  $b$  (averaged over instances).
- Then the score of  $a$  w.r.t algorithm  $a'$  is  $score_{a,a'}$ , frequency at which  $loss_{a,p,b} < loss_{a',p,b}$ .
- Then, given  $n$  the number of algorithms, the score of  $a$  is  $score_a = \frac{1}{n} \sum_{a'} score_{a,a'}$  and Nevergrad provides the rank of  $a$  for this score.

## F Comparisons of log-normal variants

Figures 4 and 5 compare Lognormal variants on many problems. The optimistic variant is unsurprisingly good for noisy problems and topological problems seem to benefit from anisotropic mutations. Besides that, the standard Lognormal version is never very far from the optimum.






Figure 4: Analysis of variants of Lognormal mutations (1/2). The number between parentheses is the average score for the maximum budget and the number between brackets is the average score for the penultimate budget: as these two figures are obtained in completely independent runs the consistency between both shows the robustness/significance of the ranking (more details in Appendix E). Unsurprisingly, the Optimistic variants (Section D.1) of log-normal algorithms perform well for noisy optimization problems such as 007.

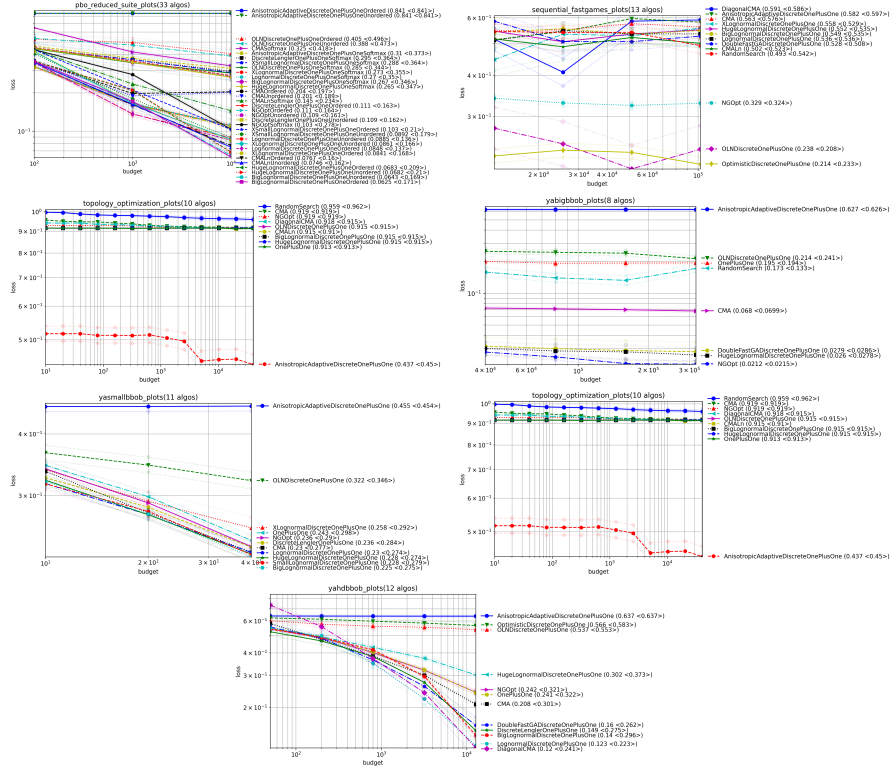


Figure 5: Analysis of variants of Lognormal mutations (2/2). We observe that the default parametrization of LogNormal is essentially ok. Lognormal mutations are a serious competitor in some continuous problems when the prior search distribution used implicitly at initialization and mutation is good and the dimension is high (e.g., YAHDBBOB). For topology optimization, the variable-wise adaptive mutation rate AnisotropicAdaptiveDiscreteOnePlusOne (see Section D.1) is excellent.

## G Parameters of the learning model

Hyperparameter	Value
Type of model	SRnet
learning rate	$10^{-4}$
Number of epochs	20
Hardware	1 GPU
Training time	$\simeq 1$ hour
Data Augmentation	JPEG 0.2 prob at 96 quality Resize((256, 256)) RandomHorizontalFlip(0.5) RandomCrop((224, 224))

Table 13: Hyper-parameters of our learning model. We work on Dataset2 with each purifier (Dataset2-DP and Dataset2-IR) with parameter 0.1, which is split in 80% train, 10% test, 10% validation.