



HAL
open science

X-ray polarisation signatures in bombarded magnetar atmospheres

Ruth M.E Kelly, Denis González-Caniulef, Silvia Zane, Roberto Turolla,
Roberto Taverna

► **To cite this version:**

Ruth M.E Kelly, Denis González-Caniulef, Silvia Zane, Roberto Turolla, Roberto Taverna. X-ray polarisation signatures in bombarded magnetar atmospheres. *Mon.Not.Roy.Astron.Soc.*, 2024, 534 (2), pp.1355-1363. 10.1093/mnras/stae2163. hal-04707211

HAL Id: hal-04707211

<https://hal.science/hal-04707211v1>

Submitted on 16 Jan 2025



HAL is a multi-disciplinary open access archive for the deposit and dissemination of scientific research documents, whether they are published or not. The documents may come from teaching and research institutions in France or abroad, or from public or private research centers.

L'archive ouverte pluridisciplinaire **HAL**, est destinée au dépôt et à la diffusion de documents scientifiques de niveau recherche, publiés ou non, émanant des établissements d'enseignement et de recherche français ou étrangers, des laboratoires publics ou privés.



Distributed under a Creative Commons Attribution 4.0 International License

X-ray polarization signatures in bombarded magnetar atmospheres

Ruth M. E. Kelly¹,  ¹★, Denis González-Caniulef²,  ², Silvia Zane,¹ Roberto Turolla^{1,3} and Roberto Taverna³

¹*Mullard Space Science Laboratory, University College London, Holmbury St Mary, Dorking, Surrey RH5 6NT, UK*

²*Institut de Recherche en Astrophysique et Planétologie, 9 avenue du Colonel Roche, BP 44346 F-31028, Toulouse CEDEX 4, France*

³*Università di Padova, Dipartimento di Fisica e Astronomia, via Marzolo 8, I-35131 Padova, Italy*

Accepted 2024 September 15. Received 2024 August 21; in original form 2024 April 23

ABSTRACT

Magnetars are neutron stars that host huge, complex magnetic fields which require supporting currents to flow along the closed field lines. This makes magnetar atmospheres different from those of passively cooling neutron stars because of the heat deposited by back-flowing charges impinging on the star surface layers. This particle bombardment is expected to imprint the spectral and, even more, the polarization properties of the emitted thermal radiation. We present solutions for the radiative transfer problem for bombarded plane-parallel atmospheres in the high magnetic field regime. The temperature profile is assumed a priori, and selected in such a way to reflect the varying rate of energy deposition in the slab (from the impinging currents and/or from the cooling crust). We find that thermal X-ray emission powered entirely by the energy released in the atmosphere by the magnetospheric back bombardment is linearly polarized and X-mode dominated, but its polarization degree is significantly reduced (down to 10 per cent–50 per cent) when compared with that expected from a standard atmosphere heated only from the cooling crust below. By increasing the fraction of heat flowing in from the crust the polarization degree of the emergent radiation increases, first at higher energies (~ 10 keV) and then in the entire soft X-ray band. We use our models inside a ray-tracing code to derive the expected emission properties as measured by a distant observer and compare our results with recent *IXPE* observations of magnetar sources.

Key words: polarization – radiative transfer – stars: atmospheres – stars: magnetars.

1 INTRODUCTION

Powered by their own magnetic energy, soft γ -repeaters (SGRs) and anomalous X-ray pulsars (AXPs) are two groups of isolated neutron stars which together make up the class known as magnetars (Duncan & Thompson 1992; Thompson & Duncan 1993). They are typically characterized by persistent X-ray luminosities $L \approx 10^{31}–10^{36}$ erg s^{−1}, spin periods $P \sim 1–12$ s (with the exception of the transient source 3XMM J185246.6+003317, that has been proposed to have a period of 23 s, see Hambaryan et al. 2015) and exhibit period derivatives $\dot{P} \sim 10^{-13}–10^{-10}$ s s^{−1}, from which ultra strong magnetic fields $B \sim 10^{13}–10^{15}$ G can be inferred.

Magnetars are expected to have internal magnetic fields more complex than a pure dipole, with both a poloidal and a toroidal component. The stresses exerted on the crust by the latter induce the formation of local twists in the external magnetic field, which becomes non-potential and needs to be supported by currents flowing along the closed field lines. Photons emitted from the cooling surface undergo repeated resonant Compton scatterings (RCSs) with the moving particles, producing a thermal + power-law spectrum in agreement with observations (the RCS paradigm; Thompson, Lyutikov & Kulkarni 2002, see also Turolla, Zane & Watts 2015).

Due to the strength of the magnetic field, magnetar emission is expected to be linearly polarized in two normal modes, referred

to as the ordinary (O), with electric field vector oscillating in the plane of the propagation direction and the local magnetic field, and the extraordinary (X) one, with the electric vector oscillating perpendicular to the same plane. The large difference in the opacities, which are much lower for the X-mode, is at the basis of the expected large polarization of radiation coming from a strongly magnetized plasma (see e.g. Harding & Lai 2006; González Caniulef et al. 2016; Potekhin, Ho & Chabrier 2017). Additionally, vacuum also contributes to shape the optical properties of the medium. This results in the occurrence of vacuum birefringence and the appearance of the vacuum resonance, where the polarization modes may switch (Adler 1971; Ho & Lai 2003; Lai & Ho 2003). Both these effects strongly influence the polarization of radiation as measured at infinity.

Imaging X-ray Polarimetry Explorer (*IXPE*; Weisskopf et al. 2022), a joint NASA-ASI space mission and the first telescope devoted to a systematic study of the sky in polarized X-rays, has observed four magnetars to date; the AXPs 4U 0142+61 (Taverna et al. 2022), 1RXS J170849.0–400910 (hereafter 1RXS J1708 for short, Zane et al. 2023) and 1E 2259+586 (Heyl et al. 2024), and the SGR 1806–20 (Turolla et al. 2023). Polarization has been detected for all the sources, albeit to different levels of confidence (see also Taverna & Turolla 2024, for a review).

Both 4U 0142+61 and 1RXS J1708 show polarization properties which are highly energy dependent. 1RXS J1708 was found to have a constant polarization angle while the polarization degree increases from ≈ 20 per cent at 2–3 keV to ≈ 80 per cent at 6–8 keV (Zane et al. 2023). On the other hand, 4U 0142+61 exhibits a polarization

* E-mail: ruth.kelly.22@ucl.ac.uk

degree of ≈ 15 per cent at 2–4 keV and ≈ 35 per cent at 6–8 keV, dropping to zero at 4–5 keV where the polarization angle swings by 90° , indicating a switch of the dominant polarization mode from low to high energies (Taverna et al. 2022). Only a marginally significant polarization degree of 31.6 ± 10.5 per cent was detected in the 4–5 keV range for SGR 1806–20, with 3σ upper limits of 24 per cent and 55 per cent in the 2–4 and 5–8 keV bands, respectively (Turolla et al. 2023). 1E 2259+586 was found to have a mild, phase-dependent polarization degree, ranging from ≈ 0 to ≈ 25 per cent (Heyl et al. 2024).

The polarization properties from both 4U 0142+61 and SGR 1806–20 can be explained by the reprocessing of thermal radiation from a condensed surface by RCS in the star twisted magnetosphere (Taverna et al. 2020, 2022; Turolla et al. 2023). The polarization signature of 1RXS J1708 is, instead, compatible with thermal emission coming from two regions of the surface, one covered by a standard atmosphere, the other in a magnetically condensed state (Zane et al. 2023). An alternative model has been proposed by Lai (2023), according to which the polarization pattern of 4U 0142+61 and 1RXS J1708 could be due to partial mode conversion at the vacuum resonance in the star atmosphere. A recent, more comprehensive study of atmospheres with partial mode conversion, however, questions this result (Kelly et al. 2024). Finally, a baryon-loaded magnetic loop (similar to that proposed for SGR 0418+5729 by Tiengo et al. 2013) can explain the phase-dependent absorption line and polarization properties of 1E 2259+586 (Heyl et al. 2024).

The suggestion that the low-energy spectral components observed by *IXPE* originate in the solid crust was put forward mainly to explain two features: (a) the relatively modest polarization, and (b) the fact that they appear to be polarized either in the O mode (as in 4U 0142+61 and 1E 2259+586) or in the X mode (as in 1RXS J1708). These two facts are difficult to explain with standard atmospheric emission from a passive cooler. However, it is possible that atmospheric models computed under different assumptions provide an alternative, viable interpretation to the solid surface scenario. For instance, atmospheres around active magnetars are expected to be at variance with those of other (strongly) magnetized NSs, inasmuch the magnetospheric currents (needed to sustain the twisted field) impact on the star outer layers, depositing heat, a phenomenon known in literature as ‘particle bombardment’. It has been proposed (see e.g. González-Caniulef et al. 2019; Mushtukov et al. 2021; Taverna et al. 2022; Taverna & Turolla 2024) that the extra heat deposited in the external surface layers may produce (a) a substantial reduction in the polarization of the emergent radiation, and (b) inner atmospheric layers characterized by an ‘inverted temperature profile’ (with the temperature decreasing at larger depths), which, in turn, can give rise to O-dominated emergent radiation (see Section 2). A self-consistent modelling of magnetar atmospheres, accounting for the bombardment effect, is therefore warranted to investigate this possibility and confront spectro-polarimetric data.

An initial investigation into this effect has been carried out by González-Caniulef et al. (2019) who studied the problem of the thermal structure of a grey, bombarded atmosphere. In this work, we expand upon these first results, exploring to what extent particle bombardment influences the frequency dependent properties of thermal radiation emitted by the atmosphere.

The paper is laid out as follows. In Section 2, we review the basic characteristics of the expected atmospheric temperature profile under different assumptions, the physics of heat deposition by particle bombardment, the atmospheric model calculations and the assumptions made throughout our investigation. We present

our numerical results in Section 3 and compare our findings with observed polarization signatures in Section 4. Finally, discussion and conclusions are presented in Section 5.

2 THEORETICAL BACKGROUND

2.1 Atmospheric temperature profile

The aim of this paper is to study the propagation of radiation in a magnetized NS atmosphere accounting for different temperature profiles, with a focus on how the temperature gradient affects the polarization signal. We do not self-consistently solve the energy balance and radiation field, since this would require the development of a new numerical code, which is beyond the scope of the present work. The temperature run, instead, is specified a priori, starting from the results obtained in previous investigations on both passive and bombarded atmospheres. For the sake of completeness, these are reviewed below.

A passively cooling neutron star, for which only the release of internal heat is responsible for the thermal emission, can be assumed to be covered by an atmosphere that is in local thermodynamic, radiative and hydrostatic equilibrium. Under these assumptions, atmospheric models have been computed by several authors (see e.g. Hernquist 1985; Romani 1987; Pavlov et al. 1996; Ho & Lai 2001). The energy balance equation can be expressed in the form

$$\chi_p \left[\frac{aT^4}{2} - \frac{\chi_p^{(1)}U^{(1)}}{\chi_p} - \frac{\chi_p^{(2)}U^{(2)}}{\chi_p} \right] = 0, \quad (1)$$

where, $\chi_p^{(j)}$ and $U^{(j)}$ are the Planck mean opacity and the energy density, respectively, referred to the normal mode j (here $j = 1$ is the extraordinary, X, and $j = 2$ is the ordinary, O, one), while χ_p is the total Planck mean opacity. The basic feature of the resulting temperature profile is that it increases monotonically with increasing depth. Due to different frequencies decoupling at different temperatures, this profile produces a typical hardening in the spectrum. Owing to the lower opacity, the X-mode decouples at higher temperatures and is therefore expected to dominate the emergent radiation signal (Pavlov et al. 1994; Harding & Lai 2006; Potekhin 2014).

As stated above, the situation can be quite different in the case of magnetars, since returning currents may provide another source of heat, which is deposited as the back-flowing charges hit the atmosphere. This effect has been discussed by González-Caniulef et al. (2019) in the low-density plasma regime. Specifically, these authors computed frequency-integrated (grey) numerical models under the assumption that the entire observed luminosity is due to the release of the heat deposited in the external surface layers. They also assumed that heat is deposited uniformly through a layer that, from the top of the atmosphere, extends down to a column density y_0 , corresponding to the ‘characteristic stopping length’ of the impinging particles; y_0 is assumed to be a constant and is taken as a model parameter. In strict analogy to the approach used in the literature when investigating stationary, accreting atmospheres (see e.g. Turolla et al. 1994; Zampieri et al. 1995; Zane, Turolla & Treves 1998), the energy balance equation is modified into

$$\frac{\chi_p}{\chi_{sc}} \left[\frac{aT^4}{2} - \frac{\chi_p^{(1)}U^{(1)}}{\chi_p} - \frac{\chi_p^{(2)}U^{(2)}}{\chi_p} \right] + (\Gamma - \Lambda)_C = \frac{W_H}{c\chi_{sc}}, \quad (2)$$

where $(\Gamma - \Lambda)_C$ is the Compton heating–cooling term, the inclusion of which is necessary to ensure the energy balance in the external layers. In the above expression χ_{sc} is the mean scattering opacity and

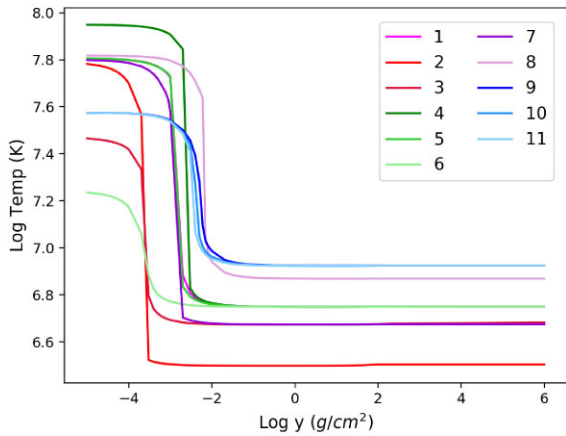


Figure 1. Temperature as a function of column density for atmospheres experiencing particle bombardment for different magnetic field strengths B , luminosities L_∞ and stopping column densities y_0 . The parameters values for the different models are reported in Table 1.

W_H can be approximated by

$$W_H = \begin{cases} \frac{L_\infty}{4\pi R^2 y_0} & y < y_0 \\ 0 & y \geq y_0 \end{cases}, \quad (3)$$

where L_∞ is the luminosity observed at infinity and R is the star radius. The local luminosity at the atmosphere surface is

$$L = L_\infty \left(1 - \frac{2GM}{Rc^2}\right)^{-1}, \quad (4)$$

where M is the neutron star mass. The main problem is then the calculation of the characteristic stopping length. González-Caniulef et al. (2019) describes in detail the chain of processes that are expected to contribute to the particle deceleration. Briefly summarized, impinging particles travel along the magnetic field lines, scatter and can release a photon. The process is then repeated through a new scattering until complete deceleration of the primary particle. The released photons can trigger an electron–positron avalanche and the energetic secondary particles that are produced heat the layers as they propagate further through the atmosphere.

These processes, alongside Compton drag, affect the value of the ‘stopping length’. It is worth noting that what we refer to as the ‘stopping length’ is not merely the stopping length of the impacting particle; instead it refers to the length over which the heat is deposited in the atmosphere due to the chain of processes described above. These mechanisms have been discussed in detail by González-Caniulef et al. (2019), who produced numerical simulations and concluded that, for impinging particles with Lorentz factor $\gamma = 10^3$, the characteristic stopping column density is in the range $y_0 \approx 65$ – 500 g cm^{-2} . Fig. 1 shows the temperature profile of atmospheres experiencing particle bombardment as a function of the column density, as computed by González-Caniulef et al. (2019); the model parameters are listed in Table 1.

A hot layer is formed at the surface of the atmosphere where free–free cooling is not sufficient to radiate the heat released by particle bombardment and thermal equilibrium is instead maintained by Compton cooling. This hot external layer extends until the density is large enough for free–free cooling to kick in (Zane, Turolla & Treves 2000; González-Caniulef et al. 2019). It is worth noting that

Table 1. Parameter values for the models displayed in Fig. 1.

Model	B (G)	L_∞ (erg s^{-1})	y_0 (g cm^{-2})
1	3×10^{14}	10^{36}	100
2	3×10^{14}	10^{35}	100
3	4×10^{14}	10^{35}	200
4	4×10^{14}	10^{36}	70
5	4×10^{14}	10^{36}	100
6	4×10^{14}	10^{36}	500
7	3×10^{14}	5×10^{35}	100
8	3×10^{14}	3×10^{36}	100
9	3×10^{14}	5×10^{36}	200
10	6×10^{14}	5×10^{36}	200
11	8×10^{14}	5×10^{36}	200

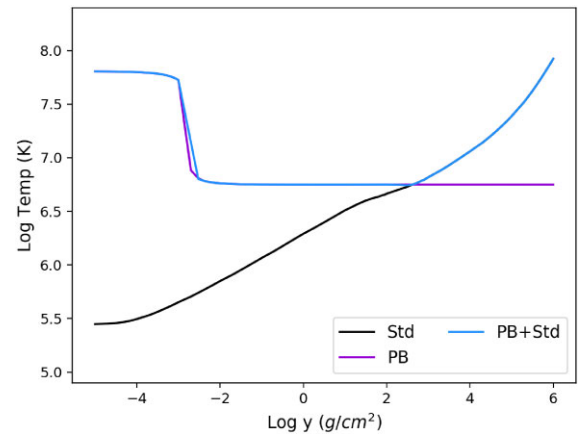


Figure 2. Temperature as a function of atmospheric column density for a bombarded atmosphere (purple curve) and a standard cooling atmosphere (black curve). The cyan line shows a tentative profile for a bombarded atmosphere heated also from below. Here, $B = 3 \times 10^{14} \text{ G}$, $L_\infty = 10^{36} \text{ erg s}^{-1}$ and $y_0 = 100 \text{ g cm}^{-2}$.

the extension of this layer does not correspond to the stopping column density y_0 .

As it can be seen, varying B results in no significant change to the temperature profile (see models 9, 10, and 11 in Fig. 1). On the other hand, by increasing L_∞ the hot external layer (where the heat deposited in the bombardment process is dissipated by Compton cooling) extends deeper into the atmosphere, producing higher temperatures (models 1 and 2 in Fig. 1). Also, the external layer becomes hotter and wider by decreasing y_0 (see again Fig. 1, models 5 and 6). The most striking feature, common to all cases, is however the presence of a nearly flat temperature profile in an extended zone of the atmosphere.

In a more realistic scenario, irradiation from the underlying crust can also contribute to the emitted luminosity, as is the case of a passive atmosphere. As a consequence, one qualitatively expects that at some depth inside the atmosphere the temperature will start raising inward in response to the heat flowing from the crust. Fig. 2 shows the temperature profile of a standard cooling atmosphere, self-consistently calculated with the numerical code by Lloyd (2003) for $B = 3 \times 10^{14} \text{ G}$ and $L_\infty = 10^{36} \text{ erg s}^{-1}$, together with a bombarded model with the same B and L_∞ (model 1 in Fig. 1). A possible profile for a bombarded atmosphere heated also from below is shown by the cyan line.

In a grey, unmagnetized, pure scattering atmosphere the temperature scales with depth as $\tau^{1/4} \sim y^{1/4}$. On the wake of these

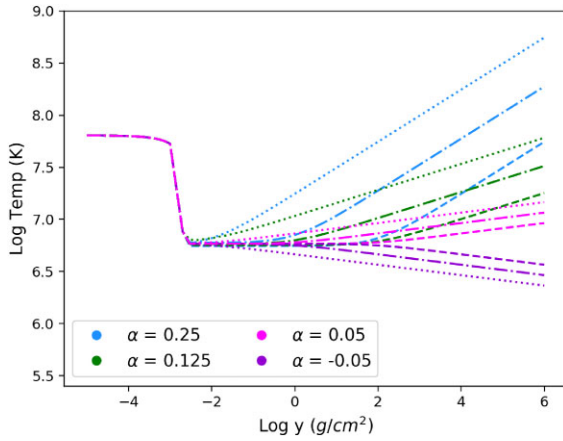


Figure 3. Temperature profiles for different choices of the power-law slope $\alpha = 0.25, 0.125, 0.05, -0.05$ and matching depth $\log y_* = -2, 0, 2$ (dotted, dash-dotted, and dashed lines, respectively); here the external hot layer is taken from model 1 in Fig. 1.

considerations, we adopt a simplified approach in which the inner temperature profile is a power-law with index α ranging from 0.05 to 0.25 and starting at different atmospheric depths y_* . Clearly, this is an oversimplification and is just useful for illustrative purposes. It has been also speculated that particle bombardment can produce an ‘inverted temperature profile’, with the temperature decreasing inward in some layers, and that this may be responsible for an excess of O-mode photons in the emitted radiation (González-Caniulef et al. 2019; Taverna et al. 2022). In order to investigate this, we also consider slightly negative slopes. The set of temperature models used in our calculations is shown in Fig. 3. The models are labelled in terms of ‘equivalent isotropic luminosity’ for visualization purposes. This value is the model flux multiplied by $4\pi R^2$ and hence each curve can be re-scaled once a fraction of the emitting area is specified.

2.2 Model regime

Our model relies on the standard twisted magnetosphere regime detailed in Beloborodov & Thompson (2007) and Beloborodov (2013). In this scenario, as is described in Beloborodov & Thompson (2007), the current needed to circulate around the magnetic field lines and sustain the twist cannot be carried by electrons/protons only. Would that be the case, the solution would be described by a ‘relativistic double layer’ (the simple circuit analogue of a twisted, current-carrying bundle) in which the potential drop required to produce the conduction current is huge ($\Phi_{\text{PD}} \sim 10^6$ GeV) and electrons are accelerated up to $\gamma \sim 10^9$. In this case, the twist would decay immediately. Instead, the reason a twist can be sustained is entirely due to the presence of pairs.

Surface thermal photons with energy ϵ resonantly scatter onto electrons when

$$\frac{\epsilon}{m_e c^2} \frac{\gamma}{1 - \beta \cos \theta} = \frac{B}{B_Q}, \quad (5)$$

where $B_Q = 4.413 \times 10^{13}$ G is the quantum critical field, $\beta = v/c$ is the charge velocity (in units of the speed of light) along the magnetic field and θ is the angle between the photon direction and the magnetic field. In the inner magnetospheric region around a magnetar, where $B > 2B_Q$, 1 keV photons (typically emitted by the neutron star surface) scatter onto $\gamma > 1000$ electrons. The scattered photons have energy ϵ' in the MeV range and initially propagate

along the magnetic field. However, as soon as the photon trajectory deviates from the field line by a finite angle θ , the condition

$$\epsilon' > \frac{2m_e c^2}{\sin \theta} \quad (6)$$

can be satisfied and the photons convert into pairs via

$$\gamma + B = e^+ + e^- + B. \quad (7)$$

Pair production along the entire circuit efficiently screens the potential and the ‘twist bundle’ current j_B can then be conducted with $\Phi \ll \Phi_{\text{DL}}$. As discussed in these papers (see also Beloborodov & Thompson 2007; Zane, Nobili & Turolla 2011; Beloborodov 2013; Turolla et al. 2015), a quasi-stationary state develops in which the particle energy has just the value required to ignite the pair cascade. For scattering onto soft X-ray photons (~ 1 keV) this is $\gamma \sim 1000$.

As is shown by Beloborodov (2013), at larger distance from the star surface repeated scatterings can slow down the pairs, thus above a few neutron star radii the circuit contains mildly relativistic charges ($\gamma \sim 10$). It is none the less understood that before being able to create pairs in the inner region, electrons must reach $\gamma > 1000$, and so the parts of the twist bundle closer to the surface of the neutron star are populated by electrons (and positrons) with a Lorentz factor of that order. For our work, we assume bombardment by a population of single velocity charges from close to the surface.

2.3 Radiative transfer

To calculate the emergent X-ray spectrum and polarization degree, we use the numerical code described in Lloyd (2003), with some modifications to deal with the case at hand. In particular, we turned off the self-consistent calculation of the temperature profile, so that the latter can be fed in input according to the prescription discussed in the previous section. The radiative transfer equations

$$\mu \frac{dI_v^j(\mathbf{k})}{\rho dz} = \chi_v^j(\mathbf{k}) I_v^j(\mathbf{k}) - \eta_v^j(\mathbf{k}), \quad (8)$$

are then solved for the two polarization modes, assuming a geometrically thin plane-parallel atmosphere composed of fully-ionized hydrogen. Here, $\mu = \cos \theta_k$, where θ_k represents the angle the ray makes with the slab normal, the photon momentum \mathbf{k} is described by μ and the azimuthal angle ϕ , I_v^j is the monochromatic intensity for mode j , and $\chi_v^j(\mathbf{k})$ and $\eta_v^j(\mathbf{k})$ are the monochromatic opacity and emissivity, respectively. Thomson scattering and bremsstrahlung emission/absorption are accounted for, while mode conversion at the vacuum resonance is neglected for simplicity. An iterative method is then used to calculate the scattering integrals (see Lloyd 2003, for all details).

We use a grid of 100 depth and 15 μ points, and, at this stage, we compute models with an aligned magnetic field (so that the azimuthal angle becomes unnecessary). Our models are computed assuming a star mass $M = 1.4 M_\odot$ and radius $R = 10$ km, equating to a surface gravity $g = 2.4 \times 10^{14}$ cm s $^{-2}$.¹

Once the emergent intensity and its moments are computed, for the two modes of polarization, we calculate the intrinsic polarization

¹The original bombarded temperature profiles (see Section 2.1) were computed using $M = 1 M_\odot$ as in González-Caniulef et al. (2019). We checked that using $M = 1 M_\odot$ produces only marginal changes in our polarization results (≤ 2 per cent)

degree of the emitted radiation, defined as

$$PD_{\text{em}} = \frac{J_{\nu}^{\text{X}} - J_{\nu}^{\text{O}}}{J_{\nu}^{\text{X}} + J_{\nu}^{\text{O}}}, \quad (9)$$

where $J_{\nu}^{\text{X(O)}} \equiv J_{\nu}^{\text{X(O)}}|_{y=0}$ is the emergent mean monochromatic intensity of X (O) mode photons, such that positive PD_{em} indicates X-mode dominated emission.

3 RESULTS

In this section, we investigate how particle bombardment and different heating contributions from the crust affect the polarization properties of the radiation emerging from a single slab of magnetar atmosphere.

Fig. 4 shows the mean intensity spectra as a function of energy for the three temperature profiles presented in Fig. 2. At variance with the case of a standard cooling atmosphere, panel (b), the spectrum from a bombarded model, panel (a), is more blackbody-like, the contributions of the two modes are closer and the proton cyclotron line (which for these parameters is at about 2 keV) is not visible. These features are a direct consequence of the presence of an extended temperature plateau in the bombarded atmosphere (see again Fig. 2). Since the X-mode opacity is much reduced with respect to that of the O-mode, X-mode photons decouple deeper in the layer and carry the imprint of the temperature there. If T increases with depth (as in the standard cooling atmosphere), this results in a dominance of X-mode photons, which come from hotter regions, especially at higher energies where the free-free opacity drops. On the other hand, if the temperature is constant, X- and O-mode photons still come from different depths, but their spectra are much closer to each other (and closer to the same blackbody). The lack of the proton cyclotron feature in panel (a) can be explained likewise. The huge opacity at the resonance forces X-mode photons back to thermal equilibrium, so that their spectrum approaches that of the O-mode. The appearance of a noticeable absorption feature is then related to how far apart the X- and O-mode continua are near the resonance. The spectrum for the combined temperature profile, panel (c), clearly exhibits intermediate properties among the two extreme cases discussed above. The cyclotron line is still present, albeit much reduced, and the X-mode dominates above ~ 2 keV because photons of these energies come from the hotter regions, where T increases inward.

The energy-dependent polarization degree for the three models discussed above is shown in Fig. 5. As expected from our previous considerations, emission from particle bombardment is polarized in the X-mode but the polarization degree is significantly lower (~ 25 per cent) than in a standard cooling atmosphere (almost 100 per cent). The model with combined temperature profile results in a signal with intermediate properties. The polarization degree exhibits the characteristics of the bombarded model for energies below ~ 0.2 keV after which it raises until it attains ~ 100 per cent at ~ 5 keV. The drop in polarization around ~ 2 keV reflects the absorption of X-mode photons at the proton cyclotron resonance. This is much more pronounced than in the passively cooling model because of the different X-to-O ratio (see also panels b and c in Fig. 4).

We address next the polarization properties of the bombarded atmosphere models for all the temperature profiles presented in Fig. 1, which cover different magnetic field strengths B , luminosities L_{∞} and stopping column densities γ_0 (see also Table 1). The corresponding polarization degree, as a function of the photon energy, is shown in Fig. 6. As it can be seen, all models essentially follow

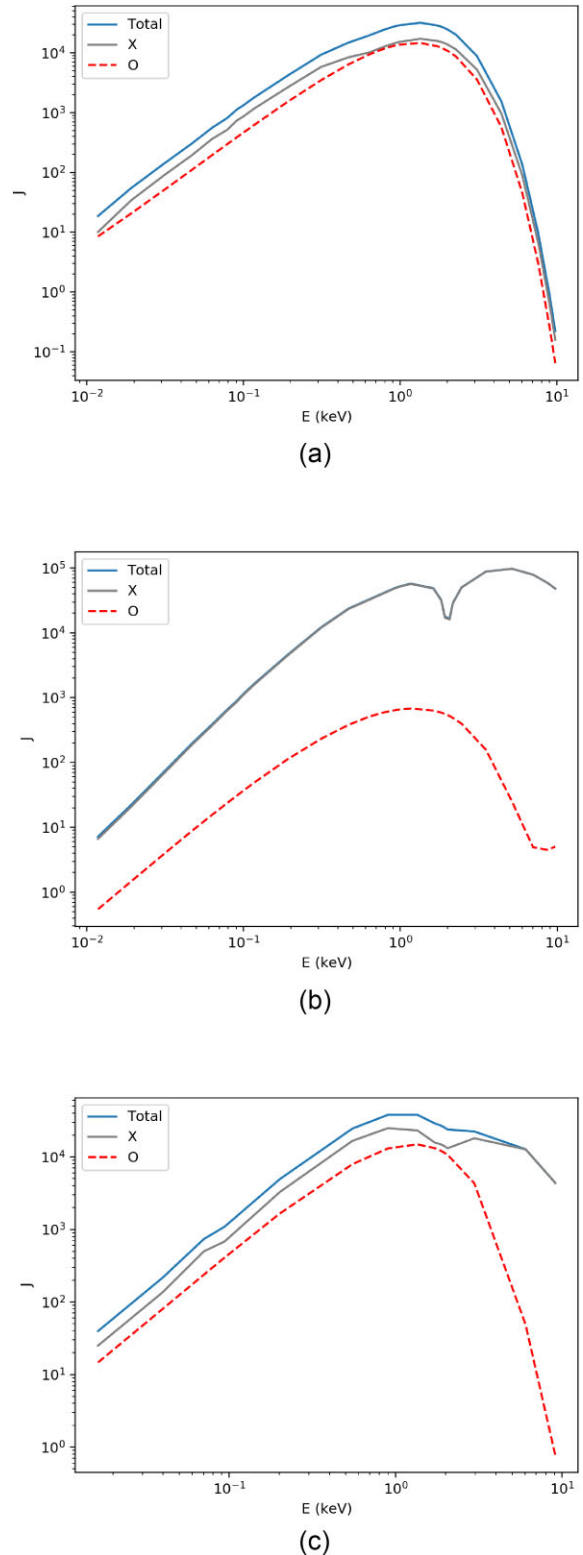


Figure 4. Mean intensity (in $\text{erg cm}^{-2} \text{s}^{-1} \text{keV}^{-1}$) spectrum of the emergent radiation as a function of the photon energy E for the three cases described in Fig. 2, where (a) is the bombarded profile, (b) is the standard cooling atmosphere and (c) is the bombarded atmosphere also heated from the crust.

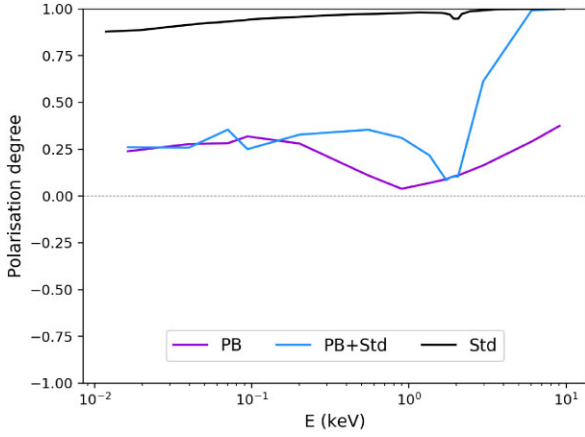


Figure 5. Polarization degree as a function of the photon energy E for the models shown in Fig. 2.

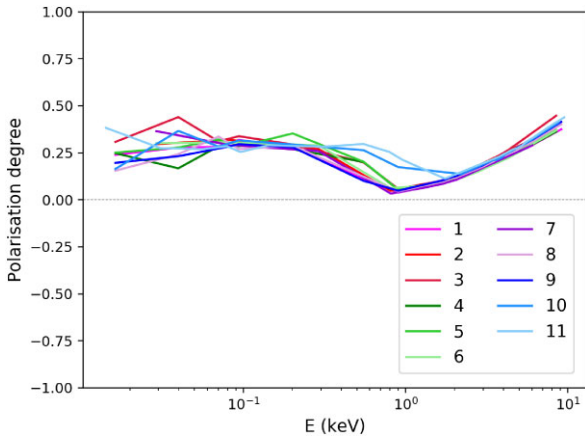


Figure 6. Polarization degree as a function of photon energy E for atmospheres experiencing particle bombardment with temperature profiles shown in Fig. 1.

the qualitative behaviour exhibited by model 1 which is actually the one we presented in Fig. 5. The largest departures are for the most magnetized cases (models 10 and 11) which show a somewhat higher polarization around 1 keV.

To explore this issue further, we considered the set of (ad hoc) temperature profiles discussed in Section 2.1, computed by assuming a particle bombardment profile for $B = 3 \times 10^{14}$ G, $L_\infty = 10^{36}$ erg s $^{-1}$, and $y_0 = 100$ g cm $^{-2}$ (model 1 in Table 1) in the external region below a given column density y_* , and a power-law profile, with index α , for $y \geq y_*$ (see Fig. 3). In order to investigate the effects of an ‘inverted temperature profile’, we also considered a power-law with slightly negative slopes.

The results of our radiative transfer calculation are shown in Fig. 7 for different values of y_* and α . If the temperature profile at some point starts increasing with depth, as expected in the presence of crustal heating, the emergent signal is always dominated by the X-mode at all frequencies. Models in which the temperature starts increasing at a lower depth, closer to the top of the atmosphere and to the Compton-cooled bombarded layers, have larger polarization degrees in the lower energy range (< 1 keV) when compared with models with the same value of α but larger y_* . Steeper slopes also results in a polarization degree which increases more rapidly with energy. However, in all cases we considered, if the internal

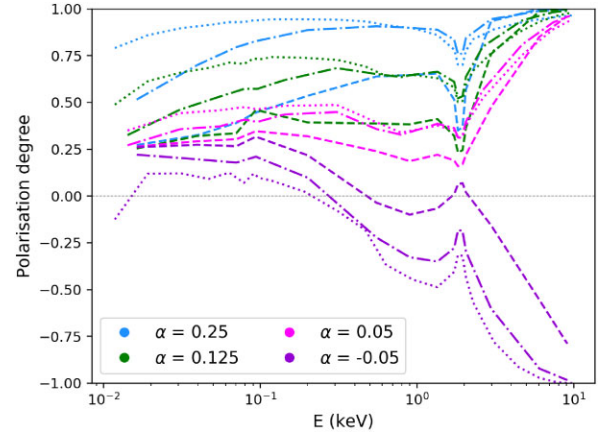


Figure 7. Polarization degree as a function of the photon energy E for atmospheres experiencing particle bombardment with the temperature profiles shown in Fig. 3 (line code is the same here).

temperature profile increases inward (positive α) the emergent signal tends to be polarized 100 percent in the X-mode at 10 keV. In contrast, if for some reasons the temperature profile decreases towards the base of the atmosphere, then a change in the dominant polarization mode occurs, with an emergent signal that becomes O-mode dominated at high energies.

Motivated by this, as a final test, we considered models in which the external layers ($y \leq 10^{-3}$ g cm $^{-2}$) are still assumed to be heated by particle bombardment (model 1 is assumed in the following), but the temperature profile follows a broken power law as y increases. The first power-law component decreases with depth and extends in an intermediate layer, while the second one increases inward and is applied to the innermost regions. For the increasing leg we considered the reference slope $\alpha_2 = 1/4$ of the grey, passive cooling atmosphere, and a case with half this value. For the decreasing part, we investigated cases with a slightly decreasing behaviour ($\alpha_1 = -0.05, -0.1$, so to mimic a small deviation from the completely flat profiles of Fig. 1) and two more extreme, albeit unphysical, cases with $\alpha_1 = -1/4, -1/8$. We also explored the effect of varying the extension of the two regions. The temperature profiles are illustrated in Fig. 8(a) and the results of the radiative transfer calculation are shown in Fig. 8(b).

For models with $\alpha_1 \leq 0.1$ (blue and green curves in Fig. 8), the emergent signal is dominated by the X-mode in almost the entire energy range, with the exception of the very low energies below $\sim 3 \times 10^{-2}$ keV and, possibly, of the region near the proton cyclotron energy. This is also true for all models in which the temperature starts rising at a lower depth (i.e. $\log y_2 = 0$). The polarization degree increases with energy (apart from the depolarization which appears near the cyclotron energy). Higher temperatures deeper in the atmosphere result in higher polarization degrees across the whole energy range. The proton cyclotron line is present in all spectra. In order to produce an O-dominated signal in a wide energy band, a very steep inverted temperature profile, extending up to the entire stopping length (i.e. $y_2 = y_0 = 100$ g cm $^{-2}$) is required, as shown by the purple and magenta solid lines in Fig. 8. We have only produced one scenario, when the knee in the broken temperature power law occurs at $\log y = 1.7$ (magenta dotted curve in Fig. 8) where the emission switches from O- to X-mode dominated close to the *IXPE* energy range (2–8 keV). The dominance switch from O-mode to X-mode can be seen around the cyclotron energy. However, for this

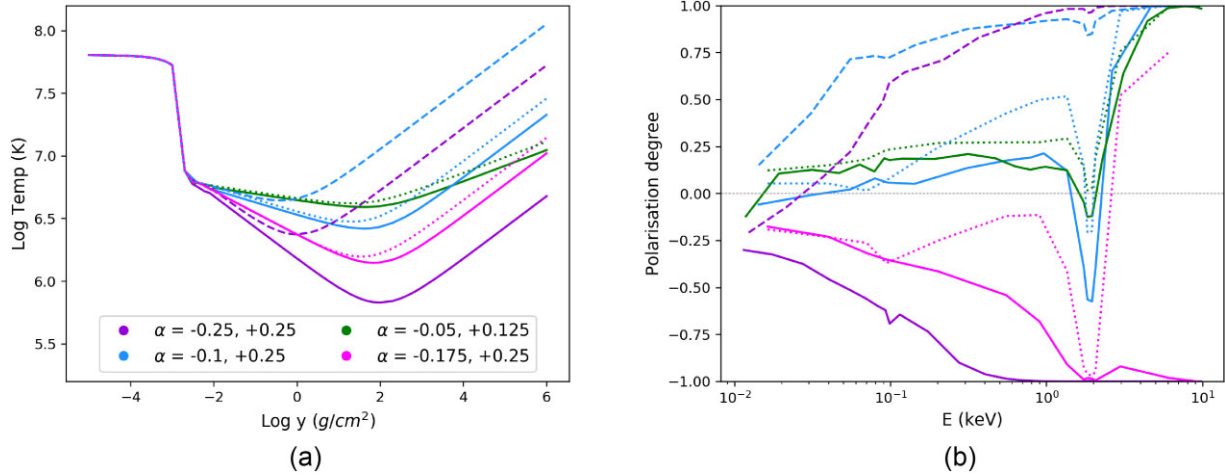


Figure 8. Temperature (a) and polarization degree (b) for atmospheres experiencing particle bombardment in the most external layer (same model used in Fig. 3), but with a double power-law temperature profile. The temperature is first assumed to decrease with index $\alpha_1 = -0.25, -0.175, -0.1, -0.05$, starting from a depth $\log y_1 = -2$ and then to increase with index $\alpha_2 = 0.25, 0.125$ starting from a depth $\log y_2 = 2$ (solid lines), $\log y_2 = 1.7$ (dotted lines) and $\log y_2 = 0$ (dashed lines).

switch to occur in and around the *IXPE* energy range a very steep inverted slope is necessary, and this is therefore an unrealistic model.

4 APPLICATION TO SOURCES

In order to compare our results with the recent observations of magnetars performed by *IXPE*, we need to compute the model spectro-polarimetric properties as seen by a distant observer. To this aim, we use a ray-tracing technique which sums together the contributions from the parts of the star surface which are in view at each rotational phase (Zane & Turolla 2006, see also Taverna et al. 2015; González Caniulef et al. 2016). In doing this, we first compute the monochromatic, phase-dependent flux of the three Stokes parameters I , U , Q and then calculate the observed flux, polarization degree, $\sqrt{Q^2 + U^2}/I$, and angle, $\arctan(U/Q)/2$, at each rotational phase. We assume a core-centred dipole magnetic field and include general relativistic corrections.

We first address the question of whether particle bombardment can be a viable explanation for the modest polarization observed from these sources at low energy, in alternative to condensed surface emission, as suggested by Taverna et al. (2022) and Zane et al. (2023). We assume two different geometries for the bombarded atmospheric patch: a polar cap with semi-aperture of 5° , and an equatorial region with semi-aperture of 5° in both latitude and azimuth. This is motivated by the fact that similar geometries have been invoked to explain the polarization at low energies measured by *IXPE* in 4U 0142+61 and 1RXS J1708 (Taverna et al. 2022; Zane et al. 2023). In both cases, we divided the surface region into two patches in co-latitude, such that the magnetic field inclination in each patch is $\theta_B = (0^\circ, 5^\circ)$ and $(85^\circ, 89^\circ)$ for the cap and the equatorial spot, respectively. Radiative transfer models have been computed by accounting for the inclination of the magnetic field, which introduces an azimuthal dependence in the radiation field. For the calculation, we used the same grids as in the previous section, and in addition an azimuthal mesh with 5 points such that the ray direction and magnetic field is calculated for each (μ, ϕ) pair (see Lloyd 2003, section 4.2.2, for more details). Here we discuss the limiting case in which the emission is produced only by the particle bombardment, since this is the scenario in which we expect the emergent signal to have a

suitably low polarization degree. We used model 1² from Table 1, with $B = 3 \times 10^{14}$ G, $L_\infty = 10^{36}$ erg s⁻¹, and $y_0 = 100$ g/cm². For the rest of the surface, we assumed unpolarized blackbody emission at a very low temperature such that the contribution to the total spectrum is negligible.

Fig. 9 shows the phase-averaged polarization degree, in the 2–3 keV energy range, as seen by a distant observer, as a function of the angles that the spin axis makes with the line-of-sight, χ , and the magnetic axis, ξ , respectively. We find that the maximum observed polarization degree is ~ 25 per cent in the polar cap model (Fig. 9a), while it is slightly lower for the equatorial spot (Fig. 9b). Both of these are compatible with the polarization properties observed from 1RXS J1708 in the same energy range. Emission from a hotspot heated by particle bombardment could therefore explain *IXPE* measurement at low energies.

Additionally, the polarization degree observed from 4U 0142+61 could potentially agree with our models. The 90° rotation in polarization angle between the low and high energy ranges cannot be accommodated in this scenario alone. However, including RCS (as proposed by Taverna et al. 2022), particle bombardment certainly cannot be ruled out as an explanation for this magnetar either. We have not produced models of the emission at infinity for the case from Fig. 8 in which the polarization goes from O-mode dominated to X-mode dominated at ~ 3 keV (magenta dotted curve) because for this to occur an unrealistically, unphysically large decrease in temperature would be needed and we have no astrophysical reason to believe that this would ever occur.

5 DISCUSSION AND CONCLUSIONS

In this work, we have investigated the polarization properties from magnetar atmospheres experiencing particle bombardment. We computed simplified models using ad hoc assumptions on the temperature profile, mimicking scenarios in which the emission is powered by different combinations of particle bombardment and

²The models have been computed in terms of observed effective temperature. The luminosity is then correctly associated to each surface patch accounting for the corresponding patch area.

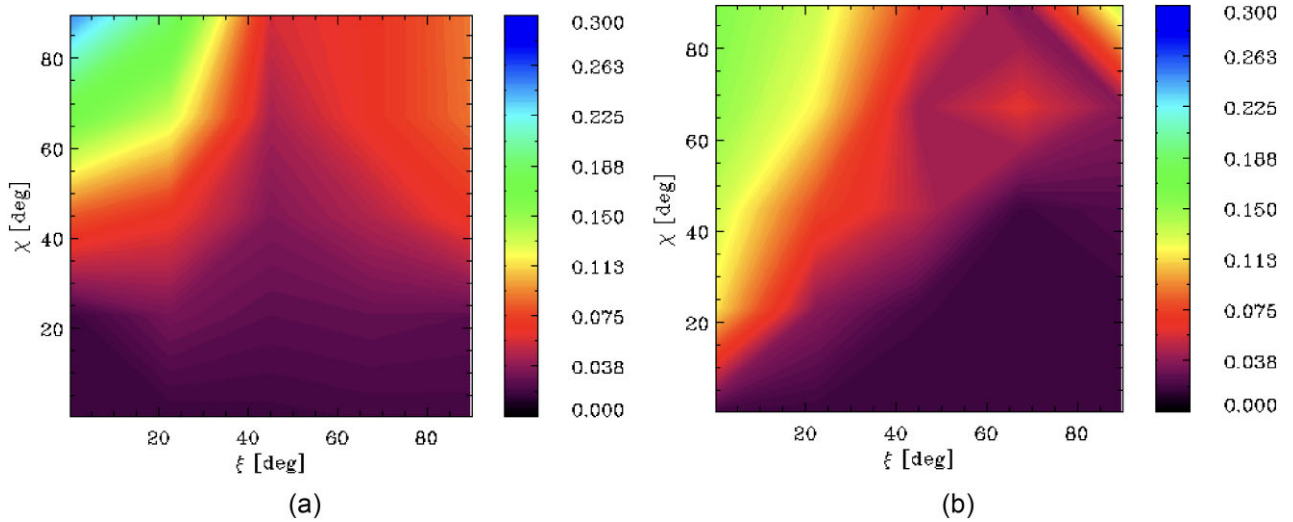


Figure 9. The phase-averaged polarization degree in the 2–3 keV energy range as function of the two angles χ and ξ for a bombarded atmosphere on top a polar cap (a) and an equatorial patch (b). See text for model details.

heat injection from the crust. We also considered extreme cases in which some internal atmospheric layers are characterized by a smooth, inverted thermal profile that slightly decreases inward. We have found that particle bombardment can, in principle, produce a distinct polarization signature.

When assuming that the luminosity is only due to the release of heat from particle bombardment, with no significant contribution from the crustal heating, we find that the magnetar X-ray emission has a polarization degree that remains around 20 per cent below ≈ 0.2 keV, dips slightly and then increases ≈ 5 –40 per cent between 1–10 keV. The emission is X-mode dominated.

Unsurprisingly, when the contribution to the total luminosity from crustal heating is increased, polarization properties tend towards those of a standard cooling atmosphere. Atmospheres that exhibit a steeper increase in temperature in the internal layer produce radiation with higher polarization degrees, while moving inward the depth at which the temperature starts to increase results in a less polarized signal. Additionally, inverted profiles, in which the temperature decreases with depth, may in principle result in O-mode dominated emission in the X-ray band, although the required slope appears to be unphysically large. However, in the case of particle bombardment onto a non-magnetized atmosphere, it has been found that particles with low Lorentz factor ($\gamma \sim 10$) bombarding the atmosphere can produce heat deposition in a very shallow layer and give rise to an inner region with a relatively steep inverted temperature slope (Bauböck, Psaltis & Özel 2019). This study is not directly applicable to the regime we are using in this work, among other reasons because in our study we account for the fact that the length within which heat is deposited is larger than the stopping length of primary charges (see Section 2.1). An in-depth study and proper calculation therefore need to be carried out to investigate if a similar scenario could be possible in the magnetized plasma of a magnetar atmosphere and if these seemingly unphysical temperature slopes, required for an O-mode dominated spectrum, can in fact be produced.

Particle bombardment alone cannot fully explain the polarization features observed by *IXPE* in magnetar sources. However, a bombarded atmosphere combined with other emission models (like a standard atmosphere, RCS, a condensed surface, etc.) may

provide a viable explanation for the polarization pattern detected at low energies. Specifically, in the case of 1RXS J1708, particle bombardment is in agreement with the emission in the 2–3 keV range. We speculate that a hotspot heated by particle bombardment coupled with standard atmospheric emission would be a likely scenario, as proposed by Zane et al. (2023), as an alternative to the one based on a combination of gaseous and condensed components. Additionally, models that combine particle bombardment and magnetospheric RCS could also potentially explain the emission from both 4U 0142+61 and SGR 1806–20. Testing these combined models is outside the scope of this current paper but is an exciting prospect for future work.

It is predicted that the external magnetic fields of magnetars are complex and contain local twists, with particle bombardment taking place only in a small selection of magnetic co-latitudes. However, the implementation of a more complex field structure is not achievable for this work. Instead, we produce the emission at infinity assuming a global dipolar field in our ray-tracing simulation and allow contributions to the emission spectrum from only small patches of the surface. While this simplification of the magnetic structure will likely have an impact on the polarization spectrum, the global twist is a well known and commonly used approximation (see e.g. Thompson et al. 2002; Fernández & Davis 2011; Taverna et al. 2014). The development of a model including complex magnetic field structures and the investigation of the magnetic field evolution are important areas of ongoing and future works.

In principle, to fully probe the effects of particle bombardment the full thermal and pressure structure of the atmosphere should be solved coupled with radiative transfer, relaxing the assumptions of radiative and hydrostatic equilibrium. Additionally, our models assume a fully-ionized hydrogen plasma and do not include vacuum contributions to the plasma dielectric tensor. Vacuum birefringence and mode conversion effects can significantly affect the polarization properties of the emission around and above the quantum critical field (Zane et al. 2000; Özel 2001; Ho & Lai 2003; Ho et al. 2003; Lai & Ho 2003; Kelly et al. 2024). The focus of this paper was to explore the potential polarization signatures from particle bombardment on the atmosphere and further developments will be matter of future investigations.

ACKNOWLEDGEMENTS

RK acknowledges support from the Science and Technology Facilities Council (STFC) for a PhD studentship. RTa and RTu acknowledge financial support from the Italian Ministry of University and Research (MUR) through the grant PRIN 2022LWPEXW. DGC acknowledges support from a Centre National d'Etudes Spatiales (CNES) fellowship. We would like to thank the anonymous referee for their insightful comments and helpful suggestions.

DATA AVAILABILITY

The simulated data produced in this investigation are available on request.

REFERENCES

- Adler S. L., 1971, *Ann. Phys.*, 67, 599
 Bauböck M., Psaltis D., Özel F., 2019, *ApJ*, 872, 162
 Beloborodov A. M., 2013, *ApJ*, 777, 114
 Beloborodov A. M., Thompson C., 2007, *ApJ*, 657, 967
 Duncan R. C., Thompson C., 1992, *ApJ*, 392, L9
 Fernández R., Davis S. W., 2011, *ApJ*, 730, 131
 González Caniulef D., Zane S., Taverna R., Turolla R., Wu K., 2016, *MNRAS*, 459, 3585
 González-Caniulef D., Zane S., Turolla R., Wu K., 2019, *MNRAS*, 483, 599
 Hambaryan V., Wagner D., Schmidt J., Hohle M. M., Neuhäuser R., 2015, *Astron. Nachr.*, 336, 545
 Harding A. K., Lai D., 2006, *Rep. Prog. Phys.*, 69, 2631
 Hernquist L., 1985, *MNRAS*, 213, 313
 Heyl J. et al., 2024, *MNRAS*, 527, 12219
 Ho W. C. G., Lai D., 2001, *MNRAS*, 327, 1081
 Ho W. C. G., Lai D., 2003, *MNRAS*, 338, 233
 Ho W. C. G., Lai D., Potekhin A. Y., Chabrier G., 2003, *ApJ*, 599, 1293
 Kelly R. M. E., Zane S., Turolla R., Taverna R., 2024, *MNRAS*, 528, 3927
 Lai D., 2023, *Proc. Natl. Acad. Sci.*, 120, e2216534120
 Lai D., Ho W. C. G., 2003, *ApJ*, 588, 962
 Lloyd D. A., 2003, Model atmospheres and thermal spectra of magnetized neutron stars. <https://arxiv.org/abs/astro-ph/0303561>
 Mushtukov A. A., Suleimanov V. F., Tsygankov S. S., Portegies Zwart S., 2021, *MNRAS*, 503, 5193
 Özel F., 2001, *ApJ*, 563, 276
 Pavlov G. G., Shibano Y. A., Ventura J., Zavlin V. E., 1994, *A&A*, 289, 837
 Pavlov G. G., Zavlin V. E., Trümper J., Neuhäuser R., 1996, *ApJ*, 472, L33
 Potekhin A. Y., 2014, *Physics-Uspexhi*, 57, 735
 Potekhin A. Y., Ho W. C. G., Chabrier G., 2017, Atmospheres and radiating surfaces of neutron stars with strong magnetic fields. <http://arxiv.org/abs/1605.01281>
 Romani R. W., 1987, *ApJ*, 313, 718
 Taverna R., Turolla R., 2024, *Galaxies*, 12, 6
 Taverna R., Muleri F., Turolla R., Soffitta P., Fabiani S., Nobili L., 2014, *MNRAS*, 438, 1686
 Taverna R., Turolla R., Gonzalez Caniulef D., Zane S., Muleri F., Soffitta P., 2015, *MNRAS*, 454, 3254
 Taverna R., Turolla R., Suleimanov V., Potekhin A. Y., Zane S., 2020, *MNRAS*, 492, 5057
 Taverna R. et al., 2022, *Science*, 378, 646
 Thompson C., Duncan R. C., 1993, *ApJ*, 408, 194
 Thompson C., Lyutikov M., Kulkarni S. R., 2002, *ApJ*, 574, 332
 Tiengo A. et al., 2013, *Nature*, 500, 312
 Turolla R., Zampieri L., Colpi M., Treves A., 1994, *ApJ*, 426, L35
 Turolla R., Zane S., Watts A. L., 2015, *Rep. Prog. Phys.*, 78, 116901
 Turolla R. et al., 2023, *ApJ*, 954, 88
 Weisskopf M. C. et al., 2022, *J. Astron. Telesc. Instrum. Syst.*, 8, 026002
 Zampieri L., Turolla R., Zane S., Treves A., 1995, *ApJ*, 439, 849
 Zane S., Turolla R., 2006, *MNRAS*, 366, 727
 Zane S., Turolla R., Treves A., 1998, *ApJ*, 501, 258
 Zane S., Turolla R., Treves A., 2000, *ApJ*, 537, 387
 Zane S., Nobili L., Turolla R., 2011, in Torres D. F., Rea N., eds, *High-Energy Emission from Pulsars and their Systems*. Springer, Berlin, Heidelberg, p. 329, https://link.springer.com/10.1007/978-3-642-17251-9_26, Accessed: 2024-08-15
 Zane S. et al., 2023, *ApJ*, 944, L27

This paper has been typeset from a $\text{\TeX}/\text{\LaTeX}$ file prepared by the author.