



HAL
open science

New insights on the diversity of the family Chaerilobuthidae Lourenço & Beigel, 2011 with the description of one new genus and species (Scorpiones)

Wilson R. Lourenço, Jürgen Velten

► **To cite this version:**

Wilson R. Lourenço, Jürgen Velten. New insights on the diversity of the family Chaerilobuthidae Lourenço & Beigel, 2011 with the description of one new genus and species (Scorpiones). *Faunitaxys*, 2024, 12 (46), pp.1-6. 10.57800/faunitaxys-12(46) . hal-04705187

HAL Id: hal-04705187

<https://hal.science/hal-04705187v1>

Submitted on 22 Sep 2024

HAL is a multi-disciplinary open access archive for the deposit and dissemination of scientific research documents, whether they are published or not. The documents may come from teaching and research institutions in France or abroad, or from public or private research centers.

L'archive ouverte pluridisciplinaire **HAL**, est destinée au dépôt et à la diffusion de documents scientifiques de niveau recherche, publiés ou non, émanant des établissements d'enseignement et de recherche français ou étrangers, des laboratoires publics ou privés.



Distributed under a Creative Commons Attribution - NonCommercial - NoDerivatives 4.0
International License

Faunitaxys

*Revue de Faunistique, Taxonomie et Systématique
morphologique et moléculaire*



Volume 12
Numéro 46

Septembre 2024

ISSN (Print) : 2269 - 6016
ISSN (Online) : 2970 - 4960
Dépôt légal : Septembre 2024

Faunitaxys

*Revue de Faunistique, Taxonomie et Systématique
morphologique et moléculaire*

ZooBank : <https://zoobank.org/79A36B2E-F645-4F9A-AE2B-ED32CE6771CC>

Directeur de la publication, rédacteur, conception graphique et PAO:

Lionel Delaunay

Cette revue ne peut pas être vendue

Elle est distribuée par échange aux institutions (version papier)

et sur simple demande aux particuliers (format PDF)

à l'adresse suivante:

AFCFF (Association française de Cartographie de la Faune et de la Flore)

28, rue Voltaire, F- 42100 Saint Etienne

E-mail: faunitaxys.journal@gmail.com

Elle est disponible librement au téléchargement à partir du site:

<https://faunitaxys.fr/>

La parution de *Faunitaxys* est apériodique

Faunitaxys est indexé dans / *Faunitaxys* is indexed in:

- **Zoological Record**

Articles and nomenclatural novelties are referenced by:

- **ZooBank** (<https://zoobank.org>)

Online Archives:

- **HAL** (<https://hal.archives-ouvertes.fr>)

- **Internet Archive** (<https://archive.org>)

Imprimée sur les presses de SPEED COPIE, 6, rue Tréfilerie, F- 42100 Saint-Etienne

Imprimé le 22 09 2024

New insights on the diversity of the family Chaerilobuthidae Lourenço & Beigel, 2011 with the description of one new genus and species (Scorpiones)

WILSON R. LOURENÇO (1,*) & JÜRGEN VELTEN (2)

(1) Muséum national d'Histoire naturelle, Sorbonne Universités, Institut de Systématique, Evolution, Biodiversité (ISYEB), UMR7205-CNRS, MNHN, UPMC, EPHE, CP 53, 57 rue Cuvier, 75005 Paris, France.

- E-mail : wilson.lourenco@mnhn.fr

- ZooBank : <http://zoobank.org/58448BD6-79D7-46CE-AFDD-91EFF2B7D4EF> – Orcid : <https://orcid.org/0000-0002-2386-363X>

(2) Umlandstr 9 a, 67292 Kirchheimbolanden, Germany.

- ZooBank : <http://zoobank.org/F7A6D8F4-5139-4A78-BC39-AB21BA60FE1C>

* Correspondence.

Keywords:

Scorpiones; new species;
Chaerilobuthidae; description;
Serratochaerilobuthus; variability;
schmidti; fossil;
taxonomy; Cretaceous;
new genus; Burmite.

Abstract. – A new contribution is proposed to the knowledge of the family Chaerilobuthidae Lourenço & Beigel, 2011, originally described from Early Cretaceous Burmite. With the descriptions of one new genus and one new species the diversity of this family, previously composed of the single genus *Chaerilobuthus*, is improved. The family Chaerilobuthidae remains one of the most speciose groups among those already known from Burmite.

Lourenço W. R. & Velten J., 2024. – New insights on the diversity of the family Chaerilobuthidae Lourenço & Beigel, 2011 with the description of one new genus and species (Scorpiones). *Faunitaxys*, 12(46): 1 – 6.

DOI: [https://doi.org/10.57800/faunitaxys-12\(46\)](https://doi.org/10.57800/faunitaxys-12(46))

ZooBank: <https://zoobank.org/99BC6500-DE84-4C94-8EE1-D9C811B0C2E6>

Received: 09/09/2024 – Revised: 17/09/2024 – Accepted: 18/09/2024

Introduction

Among the scorpions trapped in amber, those found in Burmite (Early Cretaceous amber) are significantly more abundant than those found in any other type of amber. Burmite also contains the most expressive diversity in number of lineages which can be estimated to be around four to five (Lourenço, 2023).

Since the earliest studies performed on Burmite scorpions, two families representing two quite distinct lineages, appeared as the most common and most speciose: Palaeoburmesebuthidae Lourenço, 2015 and Chaerilobuthidae Lourenço & Beigel, 2011 (Lourenço, 2002, 2015; Lourenço & Beigel, 2011). Nevertheless, if at least three genera are now well defined within the family Palaeoburmesebuthidae, only one, *Chaerilobuthus* Lourenço & Beigel, 2011 represents the family Chaerilobuthidae.

In this contribution one new genus belonging to the family Chaerilobuthidae is proposed to accommodate a quite particular new species. The new species is remarkable by the presence of some well distinct morphological characters such as the presence of very strong spines on the cutting edge of chela fingers or the presence of serrulas on the metasomal carinae. The descriptions of the new genus and species attest one more, about the considerable degree of scorpion diversity in the Burmese amber-producing forests, but it also brings new evidence about the morphological variability found within the elements of the family Chaerilobuthidae (Lourenço, 2023; Lourenço & Velten, 2024).

Material and methods

The specimen investigated is preserved in a very clear oval-shaped piece of yellow amber that measures 24 x 14 mm and is about 2 mm

thick. The scorpion is almost totally complete and has a moderate global size with a total length of 6.43 mm; only a few structures were damaged or seem to be absent such as the chelicerae. Most of the other remained characters are globally visible and allow a precise investigation in both dorsal and ventral aspects. A number of syninclusions are also present mainly composed by insects, vegetal debris and air bubbles. The schematic drawings provided are an interpretation of what was observable. Illustrations and measurements were produced with the aid of a Wild M5 stereomicroscope and a Leica microscope DMLB, both equipped with a drawing tube (camera lucida) and an ocular micrometre. Measurements follow Stahnke (1970) and are given in mm. Trichobothrial notations are those of Vachon (1974). Other morphological terminologies mostly follow Hjelle (1990). Trichobothria are definitely recorded when their bothria (areoles) can be observed, but the presence of other trichobothria are suggested by the observation of thin hairs. Considering the morphologies of pedipalps, telson and specially pectines the scorpion is most certainly an adult female.

Taxonomic treatment

Chaerilobuthidae Lourenço & Beigel, 2011

Serratochaerilobuthus Lourenço gen. n.

ZooBank: <https://zoobank.org/78DB3880-C2C6-4CB6-8106-F4D478894696>

Type species. – *Serratochaerilobuthus schmidti* Lourenço sp. n.

Diagnosis for the new genus. – General morphology is globally similar with that of the other elements of the family Chaerilobuthidae. A combination of characters can however be used to diagnose the new

Reviewer: Eric Ythier (BYG Taxa, France) - ZooBank: <http://zoobank.org/06FD0852-A88E-49E5-B8E6-E1494B86C4E1>



This is an open access article under the terms of the Creative Commons Attribution-NonCommercial-NoDerivs License, which permits use and distribution in any medium, provided the original work is properly cited, the use is non-commercial and no modifications or adaptations are made.

Copyright 2024. The Authors. *Faunitaxys* published by Lionel Delaunay on behalf of the AFCFF (Association française de Cartographie de la Faune et de la

genus. A medium to small global size compared to the other species of the family Chaerilobuthidae with a total length of 6.43 mm for a possible adult female. The specimen is somewhat bulk with metasoma and pedipalps short; relationship between chela length vs chela width equal to 3.68 (Lourenço & Velten, 2022). The absence of median eyes with the possible presence of one or two pairs of lateral eyes and a trichobothrial pattern related to those of buthoids and chaeriloids, recalling types A and B (Vachon, 1974) defines the position of the new genus in the family Chaerilobuthidae, but other characters isolate it from the previously known genus of this family, *Chaerilobuthus* Lourenço & Beigel, 2011:

- (i) presence of a huge spinoid granulation over the metasomal carinae forming serrulas,
- (ii) fixed and movable fingers of the pedipalps with 7-8 series of moderate to strong granules separated by marked spinoid accessory granules,
- (iii) internal faces of femur and patella of pedipalps with huge apophysis,
- (iv) tarsi of legs with very long and sharpened ungues,
- (v) possible presence of one extra trichobothrium on the ventral face of chela.

Diagnosis, complementary for the new species. – Carapace moderately emarginated anteriorly; median eyes absent; possible presence of one or two pairs of lateral eyes. Pedipalps moderately elongated; relationship between chela length vs chela width equal to 3.68 (Lourenço & Velten, 2022); two spinoid apophysis present in the internal aspect of femur and patella. Pectines well observed, but extremely reduced with 5-5 teeth; fulcra absent; sternum approximately pentagonal and conspicuous, slightly wider than long; genital operculum with two very flattened oval plates; spiracles small and slightly rounded in shape. Chelicerae not observed; possibly retracted under the carapace. Telson with a largely bulbous vesicle with a thin and long aculeus. Trichobothrial pattern similar to the one observed for the genus *Chaerilobuthus*, but one possible extra trichobothrium on the ventral aspect of chela; can be observed at least 2 dorsal and 4 external trichobothria on the femur; 2-3 dorsal, 1 internal and 4-5 external on the patella; 2 dorsal, 3-4 external and 2-3 ventral on chela hand and 4-5 on fixed finger.

***Serratochaerilobuthus schmidtii* Lourenço sp. n.**

(Fig. 1-11)

ZooBank: <https://zoobank.org/AC18400E-5F9C-4145-AF9E-1653036C339F>

Holotype. – Most certainly an adult female.

Type locality and horizon. – Myanmar (Burma), Kachin; precise locality unknown; Lower Cretaceous.

Patronym. – The specific name honors Mr André Schmidt (Zofingen, Switzerland) who supported the present study.

Repository. – The type specimen is deposited in the collection of Mr André Schmidt (Zofingen Switzerland).

Description

Coloration. – The scorpion is reddish-yellow to brownish-yellow with some dark reddish zones; carapace brownish; tergites and sternites brownish-yellow; metasomal segments brownish; telson reddish-brown to reddish-yellow; pedipalps reddish-brown; legs yellow with brownish spots. Ventral aspect paler than dorsal aspect; pectines yellowish-brown.

Morphology. – Carapace without granulations; almost smooth; anterior margin with a weak to moderate median concavity. Carinae and furrows weak or absent. Median ocular tubercle totally absent; median eyes absent; possible presence of one or two reduced lateral eyes. Sternum approximately pentagonal and conspicuous, slightly larger than long. Mesosomal tergites not granular as carapace and with vestigial carinae; VII not well observable.

Pectines are well observed, but extremely small and with 5-5 teeth; fulcra absent; the zone with peg sensillae can be observed on some teeth. Sternites can be roughly observed since they partially suffered from the dissection process; almost smooth, with spiracles small and rounded in shape. Metasomal segments I to IV with 10-10-10-8 observable carinae; segment V with 5 carinae; dorsal carinae on segments I-V with strong spinoid granules forming serrulas; ventral carinae on segments I-V equally with strong spinoid granules; setation on segments I to V weak. Telson with a moderately to strongly bulbous vesicle and a long but moderately curved aculeus; globally weakly granular to smooth but with spinoid granulations on ventral carina; setation strongly marked. Cheliceral dentition not observed. Pedipalps moderately elongated; femur pentacarinat with two strong spinoid apophysis on internal face; patella with dorso-internal, ventro-internal, dorso-external, external and ventral carinae; two spinoid apophysis on internal face, stronger than those of femur. Chela with moderately to weakly marked carinae; all faces weakly granular to smooth; internal face with some spinoid granules. Fixed and movable fingers with 7-8 series of moderate to strong granules separated by marked spinoid accessory granules; extremity of fingers with one stronger spinoid granule. Trichobothriotaxy: a trichobothrial pattern related to those of both buthoid and chaeriloids, types A and B can be observed (Vachon, 1974); for details see diagnosis. Leg tarsi with a few long and thin ventral setae. Very long and sharpened ungues. Pedal spurs present and weakly marked; tibial spurs absent.

Morphometric values (mm), holotype of *Serratochaerilobuthus schmidtii* Lourenço **gen. n., sp. n.**

– **Total length** (including telson) 6.43.

– **Carapace**

length 0.91,
anterior width 0.57,
posterior width 0.85.

– **Mesosoma** length 1.64.

– **Metasomal segments**

I: length 0.31, width 0.47;
II: length 0.36, width 0.44;
III: length 0.43, width 0.44;
IV: length 0.57, depth 0.37;
V: length 1.07, depth 0.37.

– **Telson** length 1.14.

– **Vesicle** depth 0.37.

– **Pedipalp**

femur length 0.84, width 0.31;
patella length 0.94, width 0.32;
chela length 1.51, width 0.41;
movable finger length 0.81.

Second species also examined during this study

***Chaerilobuthus gigantosternum* Lourenço, 2016**

(Family Chaerilobuthidae)

A very small specimen, with a total length of 2.59 mm; sex could not be defined (Fig. 12). Included in a very clear yellow piece of amber sizing 28 x 19 x 4 mm. The piece contains vegetal debris and some dirt, but also some insects, Diptera. The species is clearly characterised by morphological structures similar to that of the holotype of *C. gigantosternum* with pedipalps moderately short and bulk; the ratio between chela length/width is 4.69, while the one presented by the holotype of *C. gigantosternum* is close to 4.00 (Lourenço, 2016). Both specimens show an important sternum and pectines have 6-5 teeth in the new specimen vs 5-5 for the female holotype of *C. gigantosternum*. For more details on this species refer to Lourenço (2016).

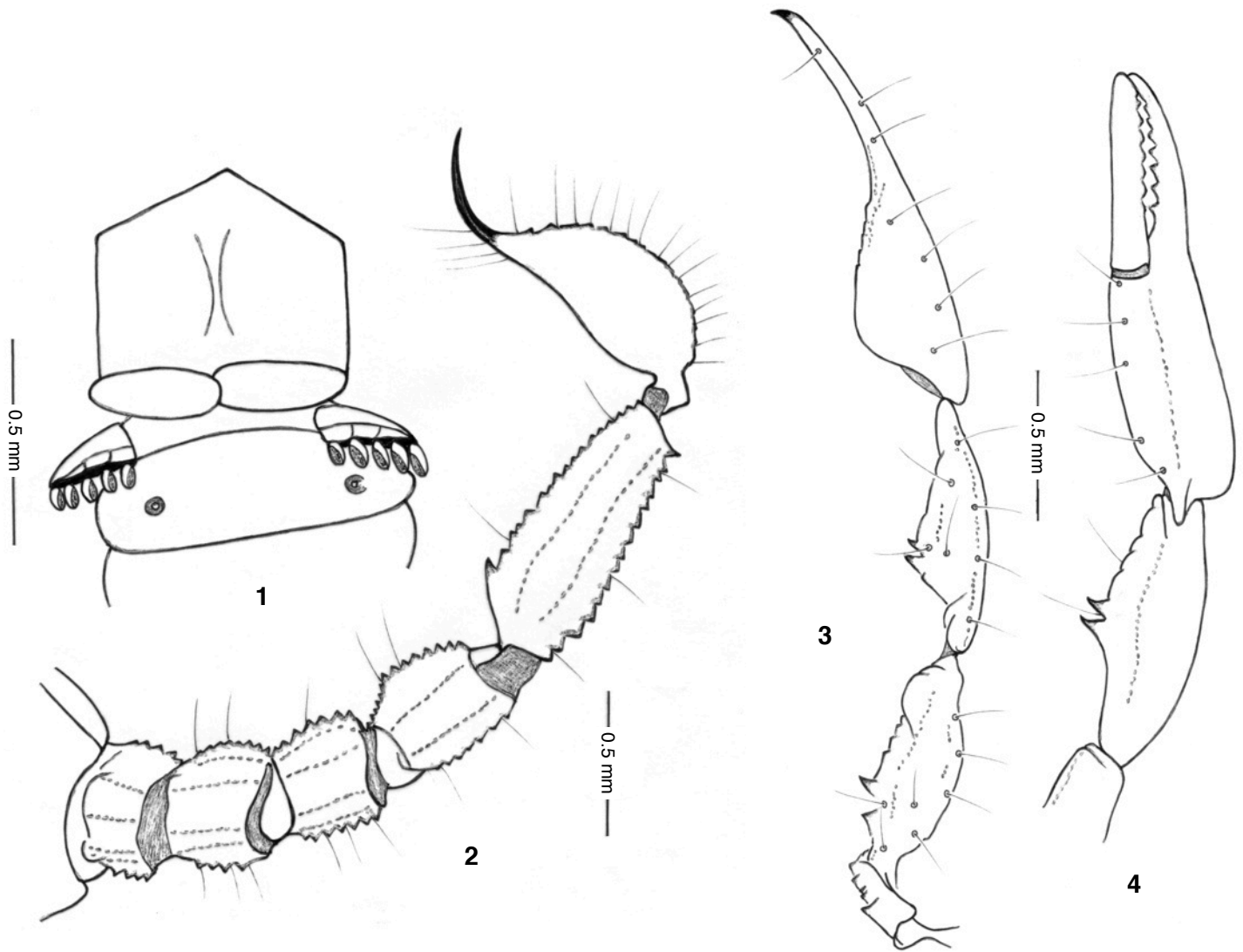


Fig. 1-4. *Serratochaerilobuthus schmidti* Lourenço **gen. n., sp. n.** Adult female holotype.

1. Ventral aspect showing sternum, genital operculum, pectines and sternite I with spiracles. 2. Metasomal segments I to V and telson, lateral aspect, showing serrulas and strong spination. 3. Right pedipalp, dorsal aspect showing trichobothrial pattern. 4. Left pedipalp, ventro-lateral aspect, showing trichobothria and dentation on chela fingers.

Acknowledgements

We are most grateful Alexander Beigel (Aachen, Germany) for the preparation of several of the photos which illustrate the new species.

References

- Hjelle J. T., 1990. – Anatomy and morphology. Pp. 9-63. In: G. A. Polis (ed.), *The Biology of Scorpions*. Stanford University Press, 587 p.
- Lourenço W. R., 2002. – The first scorpion fossil from the Cretaceous amber of Myanmar (Burma). New implications for the phylogeny of Buthoidea. *Comptes Rendus Palevol*, 1: 97-101.
- Lourenço W. R., 2015. – Clarification of the familial status of the genus *Palaeoburmesebuthus* Lourenço, 2002 from Cretaceous Burmese amber (Scorpiones: Archaeobuthidae: Palaeoburmesebuthinae). *Beiträge zur Araneologie*, 9: 465-475.
- Lourenço W. R., 2016. – A new genus and three new species of scorpions from Cretaceous Burmese amber (Scorpiones: Chaerilobuthidae: Palaeoscorpionidae). *Arthropoda Selecta*, 25 (1): 67-74.
- Lourenço W. R., 2023. – Scorpions trapped in amber: a remarkable window on their evolution over time from Mesozoic period to present days. *Journal of Venomous Animals and Toxins including Tropical diseases*: 1-15 + Addendum: Commented checklist of the known amber scorpion species: 1-9. <https://doi.org/10.1590/1678-9199-JVATITD-2023-0040>
- Lourenço W. R. & Beigel A., 2011. – A new scorpion fossil from the Cretaceous amber of Myanmar (Burma). New phylogenetic implications. *Comptes Rendus Palevol*, 10: 635-639.
- Lourenço W. R. & Velten J., 2022. – The remarkable variability of the genus *Chaerilobuthus* Lourenço & Beigel, 2011 (Scorpiones: Chaerilobuthidae) and description of a new species from Early Cretaceous Burmite. *Faunitaxys*, 10 (10): 1-6.
- Lourenço W. R. & Velten J., 2024. – One more particular new species belonging to the genus *Chaerilobuthus* Lourenço & Beigel, 2011 (Scorpiones: Chaerilobuthidae). *Faunitaxys*, 12 (24): 1-5.
- Stahnke H. L., 1970. – Scorpion nomenclature and mensuration. *Entomological News*, 81: 297-316.
- Vachon M., 1974. – Etude des caractères utilisés pour classer les familles et les genres de Scorpions (Arachnides). 1. La







Fig. 5-8. *Serratochaerilobuthus schmidti* Lourenço gen. n., sp. n. Adult female holotype.


5. Habitus, dorsal aspect. 6. Habitus, ventral aspect. 7. Left pedipalp, metasoma and telson, ventral aspect. 8. Metasoma and telson, dorsal aspect.



9



10



11



12

Fig. 9-11. *Serratochaerilobuthus schmidtii* Lourenço **gen. n., sp. n.** Adult female holotype.

9. Metasomal segment V and telson, lateral aspect, showing serrulas and spines. 10. Metasomal segments II-III, lateral aspect, showing serrulas and spines. 11. Ventral aspect, showing sternum, genital operculum, pectines and sternite I with spiracle.

Fig. 12. *Chaerilobuthus gigantosternum* Lourenço, 2016, juvenile. Habitus, dorsal aspect.

trichobothriotaxie en arachnologie. Sigles trichobothriaux et types de trichobothriotaxie chez les Scorpions. *Bulletin du Muséum national d'Histoire naturelle*, Paris 3^e sér., 140: 857-958.

Authors contribution¹

Publisher Correspondence. – WL

Writing the article. – WL

Description. – WL

Article proofreading. – WL

Bibliographic work. – WL

Material study. – WL & JV

Author of the figures. – WL (Fig. 1-4)

¹ **WL** = Wilson R. Lourenço – **JV** = Jürgen Velten

Résumé

Lourenço W. R. & Velten J., 2024. – Nouvelle contribution à la diversité de la famille des Chaerilobuthidae Lourenço & Beigel, 2011 avec la description d'un nouveau genre et d'une nouvelle espèce (Scorpiones). *Faunitaxys*, 12(46): 1–6.

Une nouvelle contribution est proposée à la connaissance de la famille des Chaerilobuthidae Lourenço & Beigel, 2011, originellement décrite de l'ambre du Crétacé inférieur du Myanmar. Avec les descriptions d'un nouveau genre et d'une nouvelle espèce, la diversité de cette famille, préalablement composée du seul genre *Chaerilobuthus* Lourenço & Beigel, 2011 est amplifiée. La famille des Chaerilobuthidae demeure un des groupes les plus riches en espèces, parmi ceux déjà connus de l'ambre Crétacé du Myanmar.

Mots-clés. – Scorpiones, Chaerilobuthidae, *Serratochaerilobuthus*, *schmidti*, taxonomie, nouveau genre, nouvelle espèce, description, variabilité, fossile, Crétacé, Ambre Birman.

Derniers articles publiés

Lourenço W. R. & Velten J., 2024. – An exceptional new genus of fossil scorpion from Burmese Cretaceous amber belonging to the family Palaeoburmesebuthidae Lourenço, 2015. *Faunitaxys*, 12(13): 1–7. [https://doi.org/10.57800/faunitaxys-12\(13\)](https://doi.org/10.57800/faunitaxys-12(13))

Gouverneur X. & Guérard P., 2024. – Description d'une nouvelle espèce du genre *Stenhomalus* White, 1855 du Laos (Coleoptera, Cerambycidae, Oabriini). *Faunitaxys*, 12(14): 1–3. [https://doi.org/10.57800/faunitaxys-12\(14\)](https://doi.org/10.57800/faunitaxys-12(14))

Gouverneur X., 2024. – Description d'une nouvelle espèce du genre *Margites* Gahan, 1891 du Laos (Coleoptera, Cerambycidae, Cerambycini). *Faunitaxys*, 12(15): 1–3. [https://doi.org/10.57800/faunitaxys-12\(15\)](https://doi.org/10.57800/faunitaxys-12(15))

Gouverneur X., 2024. – Description d'une nouvelle espèce du genre *Glenida* Gahan, 1888 (Coleoptera : Cerambycidae) du Vietnam. *Faunitaxys*, 12(16): 1–7. [https://doi.org/10.57800/faunitaxys-12\(16\)](https://doi.org/10.57800/faunitaxys-12(16))

Gerstmeier R., 2024. – *Phloiocopus bimaculatus* sp. n., a new apterous species from Somalia (Coleoptera, Cleridae, Clerinae). *Faunitaxys*, 12(17): 1–3. [https://doi.org/10.57800/faunitaxys-12\(17\)](https://doi.org/10.57800/faunitaxys-12(17))

Wang F.-L., 2024. – A new species of the genus *Dedalopterus* Sabatinelli & Pontuale, 1998 from China (Coleoptera, Scarabaeidae, Melolonthinae). *Faunitaxys*, 12(18): 1–5. [https://doi.org/10.57800/faunitaxys-12\(18\)](https://doi.org/10.57800/faunitaxys-12(18))

Ythier E., 2024. – A new high-altitude scorpion species of the genus *Ananteris* Thorell, 1891 (Scorpiones: Ananteridae) from the Pico da Neblina, Brazil. *Faunitaxys*, 12(19): 1–9. [https://doi.org/10.57800/faunitaxys-12\(19\)](https://doi.org/10.57800/faunitaxys-12(19))

Keith D., 2024. – Description de deux espèces nouvelles du genre *Miridiba* Reitter, 1902 du Vietnam (Coleoptera: Scarabaeidae, Melolonthinae, Rhizotrogini). *Faunitaxys*, 12(20): 1–6. [https://doi.org/10.57800/faunitaxys-12\(20\)](https://doi.org/10.57800/faunitaxys-12(20))

Deslisle G. & Plante É., 2024. – Une nouvelle sous-espèce d'*Ornithoptera* (*O.*) *priamus* (Linnaeus, 1758) découverte sur l'île de Gorong, Moluques, Indonésie (Lepidoptera, Papilionidae, Troidini). *Faunitaxys*, 12(21): 1–19. [https://doi.org/10.57800/faunitaxys-12\(21\)](https://doi.org/10.57800/faunitaxys-12(21))

Vives E. & Trócoli S., 2024. – Una nueva especie de *Pseudochoreromorpha* Breuning, 1936 de Sulawesi, Indonesia (Coleoptera, Cerambycidae: Lamiinae). *Faunitaxys*, 12(22): 1–3. [https://doi.org/10.57800/faunitaxys-12\(22\)](https://doi.org/10.57800/faunitaxys-12(22))

Huchet J-B., 2024. – *Nothochodaeus lycaon*, a new species from Palawan Island, Philippines (Coleoptera: Scarabaeoidea: Ochodaeidae). *Faunitaxys*, 12(23): 1–4. [https://doi.org/10.57800/faunitaxys-12\(23\)](https://doi.org/10.57800/faunitaxys-12(23))

Lourenço W. R. & Velten J., 2024. – One more particular new species belonging to the genus *Chaerilobuthus* Lourenço & Beigel, 2011 (Scorpiones: Chaerilobuthidae). *Faunitaxys*, 12(24): 1–5. [https://doi.org/10.57800/faunitaxys-12\(24\)](https://doi.org/10.57800/faunitaxys-12(24))

Háva J., 2024. – A new *Anthrenus* Geoffroy, 1762 species from Iran (Coleoptera: Dermestidae: Megatominae: Anthrenini). *Faunitaxys*, 12(25): 1–3. [https://doi.org/10.57800/faunitaxys-12\(25\)](https://doi.org/10.57800/faunitaxys-12(25))

Lourenço W. R. & Velten J., 2024. – An unusual new species of *Betaburmesebuthus* Lourenço, 2015 trapped in Burmite (Scorpiones: Palaeoburmesebuthidae). *Faunitaxys*, 12(26): 1–5. [https://doi.org/10.57800/faunitaxys-12\(26\)](https://doi.org/10.57800/faunitaxys-12(26))

Gouverneur X. & Chemin G., 2024. – Notes sur le genre *Xenohammus* Schwarzer, 1931 (Coleoptera, Cerambycidae) et description d'une nouvelle espèce du Laos. *Faunitaxys*, 12(27): 1–6. [https://doi.org/10.57800/faunitaxys-12\(27\)](https://doi.org/10.57800/faunitaxys-12(27))

Opitz W., 2024. – Systematics of the checkered beetle genus *Teneromimus* Gahan (Coleoptera: Cleroidea: Cleridae: Orthopleurinae). *Faunitaxys*, 12(28): 1–16. [https://doi.org/10.57800/faunitaxys-12\(28\)](https://doi.org/10.57800/faunitaxys-12(28))

- Háva J., 2024. – Descriptions of ten new *Trogoderma* Dejean, 1821 species from Australia (Coleoptera: Dermestidae: Megatominae). *Faunitaxys*, 12(29) : 1 – 7. [https://doi.org/10.57800/faunitaxys-12\(29\)](https://doi.org/10.57800/faunitaxys-12(29))
- Geshev G. A. (Qiao-Zhi Yang), 2024. – A peculiar new genus and species of rhinoceros beetle, *Ceratohyphus luzonicus*, from the Philippines (Coleoptera: Scarabaeidae: Dynastinae). *Faunitaxys*, 12(30) : 1 – 10. [https://doi.org/10.57800/faunitaxys-12\(30\)](https://doi.org/10.57800/faunitaxys-12(30))
- Gouverneur X., 2024. – Descriptions de deux nouvelles espèces de Cerambycidae (Coleoptera) du Laos. *Faunitaxys*, 12(31): 1 – 6. [https://doi.org/10.57800/faunitaxys-12\(31\)](https://doi.org/10.57800/faunitaxys-12(31))
- Gouverneur X., 2024. – Description d'une nouvelle espèce du genre *Oculohammus* Breuning & de Jong du Vietnam (Coleoptera, Cerambycidae). *Faunitaxys*, 12(32): 1 – 4. [https://doi.org/10.57800/faunitaxys-12\(32\)](https://doi.org/10.57800/faunitaxys-12(32))
- Porion T. & Audibert C., 2024. – Description d'une nouvelle espèce du genre *Eupholus* Boisduval, 1835 de Papouasie-Nouvelle-Guinée (Coleoptera, Curculionidae, Entiminae). *Faunitaxys*, 12(33): 1 – 4. [https://doi.org/10.57800/faunitaxys-12\(33\)](https://doi.org/10.57800/faunitaxys-12(33))
- Vives E., 2024. – Cerambycoides nuevos o interesantes de Vietnam (Coleoptera, Cerambycidae) (Pars 11). *Faunitaxys*, 12(34) : 1 – 4. [https://doi.org/10.57800/faunitaxys-12\(34\)](https://doi.org/10.57800/faunitaxys-12(34))
- Keith D., Pham P.V. & Sabatinelli G., 2024. – Description d'une remarquable nouvelle espèce du genre *Eotrichia* Medvedev, 1951 (Coleoptera: Scarabaeidae, Melolonthinae, Rhizotrogini). *Faunitaxys*, 12(35): 1 – 4. [https://doi.org/10.57800/faunitaxys-12\(35\)](https://doi.org/10.57800/faunitaxys-12(35))
- Sabatinelli G. & Pham P.V., 2024. – A new species of *Didrepanephorus* Wood-Mason, 1878 from Vietnam with notes on the genus (Coleoptera: Scarabaeidae Rutelinae). *Faunitaxys*, 12(36): 1 – 4. [https://doi.org/10.57800/faunitaxys-12\(36\)](https://doi.org/10.57800/faunitaxys-12(36))
- Laguerre M., 2024. – Description of three new species and a new genus of Lithosiini from Dominican Republic (Lepidoptera: Erebiidae: Arctiinae: Lithosiini). *Faunitaxys*, 12(37): 1 – 9. [https://doi.org/10.57800/faunitaxys-12\(37\)](https://doi.org/10.57800/faunitaxys-12(37))
- Chen Z.-T., 2024. – *Cranopygia guizhouensis* sp. nov., a new earwig species of Pygidicranidae (Insecta: Dermaptera) from China. *Faunitaxys*, 12(38): 1 – 4. [https://doi.org/10.57800/faunitaxys-12\(38\)](https://doi.org/10.57800/faunitaxys-12(38))
- Fei-Yi Xin, Hao He, Xiao-Tian Zhong, Yi-Feng Zhang & Zhi-Hao Qi, 2024. – *Lucanus ludivinae*, a newly recorded stag beetle from Vietnam, with a description of a new subspecies (Coleoptera: Lucanidae: Lucaninae). *Faunitaxys*, 12(39): 1 – 7. [https://doi.org/10.57800/faunitaxys-12\(39\)](https://doi.org/10.57800/faunitaxys-12(39))
- Soldati F., Barnouin T., Van Meer C., Mouttet R., Vincent A., Bonifait S., Barbéris S. & Etienne S., 2024. – First or new records of non-native beetles in France (Coleoptera: Bostrichidae, Carabidae, Dryophthoridae, Monotomidae, Nitidulidae, Tenebrionidae and Zopheridae). *Faunitaxys*, 12(40): 1 – 12. [https://doi.org/10.57800/faunitaxys-12\(40\)](https://doi.org/10.57800/faunitaxys-12(40))
- Laborieux L., 2024. – A new species of *Tityus* Koch, 1836 (Scorpiones: Buthidae), from the Cordillera Oriental (Colombia). *Faunitaxys*, 12(41): 1 – 9. [https://doi.org/10.57800/faunitaxys-12\(41\)](https://doi.org/10.57800/faunitaxys-12(41))
- Delahaye N., Marazzi G., Marazzi V. & Missori P., 2024. – Synonymy and description of a new species in *Xixuthrus* Thomson, 1864 from Indonesia (Coleoptera, Cerambycidae, Prioninae, Macrotomini, Xixuthrina). *Faunitaxys*, 12(42): 1 – 10. [https://doi.org/10.57800/faunitaxys-12\(42\)](https://doi.org/10.57800/faunitaxys-12(42))
- Vitali F., 2024. – Taxonomic notes about some Indo-Australian Lamiini (Coleoptera Cerambycidae). *Faunitaxys*, 12(43): 1 – 11. <https://zoobank.org/4D315C8D-2EB6-4F66-819D-B606FF4ACDA3>
- Fei-Yi Xin, Yi-Feng Zhang & Zhi-Hao Qi, 2024. – *Falcicornis zhongi* Xin & Qi, sp. nov., a new stag beetle species from Vietnam (Coleoptera: Lucanidae: Lucaninae). *Faunitaxys*, 12(44): 1 – 6. [https://doi.org/10.57800/faunitaxys-12\(44\)](https://doi.org/10.57800/faunitaxys-12(44))
- Lanuzza-Garay A., Santos-Murgas A. & Cambra R.A., 2024. – Checklist of True Weevils (Coleoptera: Curculionidae) from Rancho Frio, Darien National Park, Panama. *Faunitaxys*, 12(45): 1 – 7. [https://doi.org/10.57800/faunitaxys-12\(45\)](https://doi.org/10.57800/faunitaxys-12(45))

Faunitaxys est échangée avec les revues suivantes (« print versions ») :

- Annali del Museo Civico di Storia Naturale G. Doria (Italie)
- Boletín de la Asociación española de Entomología (Espagne)
- Boletín de la Sociedad Andaluza de Entomología (Espagne)
- Bollettino del Museo di Storia Naturale di Venezia (Italie)
- Bulletin de la Société linnéenne de Lyon (France)
- Bulletin of Insectology (Italie)
- Heteropterus Rev. Entomol. (Espagne)
- Israel Journal of Entomology (Israël)
- Klapalekiana (République Tchèque)
- Koleopterologische Rundschau (Allemagne)
- Memorie del Museo Civico di Storia Naturale di Verona (Italie)
- Nova Supplementa Entomologica (Allemagne)
- Proceedings of the Entomological Society of Washington (USA)
- Revue suisse de Zoologie (Suisse)
- Spixiana (Allemagne)
- Stuttgarter Beiträge zur Naturkunde A, Biologie (Allemagne)
- Zoosystematica Rossica (Russie)

Faunitaxys

Volume 12, Numéro 46, Septembre 2024

SOMMAIRE

Nouvelle contribution à la diversité de la famille des Chaerilobuthidae Lourenço & Beigel, 2011 avec la description d'un nouveau genre et d'une nouvelle espèce (Scorpiones).

Wilson R. Lourenço & Jürgen Velten 1 – 6

CONTENTS

New insights on the diversity of the family Chaerilobuthidae Lourenço & Beigel, 2011 with the description of one new genus and species (Scorpiones).

Wilson R. Lourenço & Jürgen Velten 1 – 6



Illustration de la couverture :

Serratochaerilobuthus schmidti Lourenço **gen. n.**, **sp. n.** Habitus, dorsal aspect.

Crédits:

Wilson R. Lourenço : Fig. 1-4.

Alexander Beigel : Fig. 5-12 & couverture.