



**HAL**  
open science

# Universal Scaling Laws for a Generic Swimmer Model

Bruno Ventéjou, Thibaut Métivet, Aurélie Dupont, Philippe Peyla

► **To cite this version:**

Bruno Ventéjou, Thibaut Métivet, Aurélie Dupont, Philippe Peyla. Universal Scaling Laws for a Generic Swimmer Model. 2024. hal-04702713v2

**HAL Id: hal-04702713**

**<https://hal.science/hal-04702713v2>**

Preprint submitted on 27 Sep 2024

**HAL** is a multi-disciplinary open access archive for the deposit and dissemination of scientific research documents, whether they are published or not. The documents may come from teaching and research institutions in France or abroad, or from public or private research centers.

L'archive ouverte pluridisciplinaire **HAL**, est destinée au dépôt et à la diffusion de documents scientifiques de niveau recherche, publiés ou non, émanant des établissements d'enseignement et de recherche français ou étrangers, des laboratoires publics ou privés.



Distributed under a Creative Commons Attribution 4.0 International License

# Universal Scaling Laws for a Generic Swimmer Model

Bruno Ventéjou,<sup>1,\*</sup> Thibaut Métivet,<sup>2,†</sup> Aurélie Dupont,<sup>1</sup> and Philippe Peyla<sup>1,‡</sup>

<sup>1</sup>*Univ. Grenoble Alpes, CNRS, LIPhy, 38000 Grenoble, France*

<sup>2</sup>*Univ. Grenoble Alpes, Inria, CNRS, Grenoble INP, LJK, 38000 Grenoble, France*

We introduce a minimal model of a swimmer without body deformation, based on force and torque dipoles which allows accurate and efficient 3D Navier-Stokes calculations. Our model can reproduce swimmer propulsion for a large range of Reynolds numbers, and generate wake vortices in the inertial regime, reminiscent of the flow generated by the flapping tails of real fish. We perform a numerical exploration of the model from low to high Reynolds numbers and obtain universal laws using scaling arguments. Collecting data from a wide variety of micro-swimmers, we show that our theoretical scaling laws compare very well with experimental swimming performances across the different hydrodynamic regimes, from Stokes to turbulent flows. The simple design of our generic swimmer model paves the way to efficient large-scale simulations of hundreds of individuals, crucial for understanding collective effects within assemblies of aquatic animals.

**Introduction** The wide variety of means employed by living creatures to move in aquatic environments is fascinating [1]. Motion generally involves a complex interplay between the deformation of the body and the surrounding fluid. From the smallest organisms, like bacteria, to colossal blue whales [2–9], the differences in length scale  $L$ , velocity  $v$  and mode of locomotion are so vast that the elaboration of a universal model to describe swimming across these scales might seem impossible.

The importance of inertia with respect to viscous dissipation is quantified by the Reynolds number, which expresses the ratio of the stress due to inertia to the stress due to viscosity:  $Re = \rho v L / \eta$ , where  $\rho$  and  $\eta$  are the fluid density and viscosity, respectively. The Reynolds numbers associated with aquatic living species span several decades, typically ranging from  $Re^{\text{fish}} \sim 10^3 - 10^6$  for fish to  $Re^{\text{micro-org}} \lesssim 10^{-3}$  for micro-organisms like spermatozoa. Consequently, the drag force exerted by the fluid on the swimmer is largely dependent on the species considered, originating from either fully viscous dissipation at the small scale, or turbulent inertia at the large scale.

As a result, each swimming model [10–15] tends to offer a tailored approach specific to the flow regime considered and the corresponding body deformation. Most models focus on periodic body deformation, coupled with the surrounding fluid, and resolve the full swimming cycle. This provides specific approaches that address swimming at small scales, where viscous forces dominate (e.g. for micro-organisms [16]), differently from the macroscopic strategies of large fish or mammals, which can leverage the inertia of the surrounding fluid to break time reversibility [17]. The highly diverse physical origins of particular swimming patterns represent an obstacle to the exploration of a more

comprehensive and universal viewpoint.

In this letter, we propose a different approach. Deformation kinematics, such as undulations, oscillations and pulsations, are ignored, and locomotion is described using force and torque dipoles applied by a solid body of finite size  $L$  on a fluid. While a similar description has already been used for micro-swimmers at low  $Re$  [18–20], to the best of our knowledge, it has never yet been employed for high  $Re$ , when inertia starts to dominate viscous forces. In this work, we study the motion described by our model over 8 decades of Reynolds numbers ( $10^{-5} \lesssim Re \lesssim 10^4$ ), both theoretically and numerically, and compare our results with experimental data. Although specific body deformations can have a direct effect on the swimming velocity, in particular by reducing the drag force [6, 21], we would like to emphasize that we are not attempting to provide a detailed and precise analysis of a particular mode of locomotion, but rather a more universal description in terms of the forces applied to the fluid. While our swimmer model is minimal, the motion of the surrounding fluid is accurately captured using the full numerical resolution of the 3D Navier-Stokes equation, and our approach encompasses the different swimming regimes of a wide variety of aquatic species. Our model can also remarkably reproduce the characteristic wake vortices observed behind fish due to the flapping of their tails [22].

Our approach furthermore exhibits universal scaling laws which link the swimming Reynolds number  $Re$  to a new dimensionless group, the thrust number defined below. We identify three different regimes: the Stokes regime ( $Re \lesssim 1$ ), a laminar regime ( $1 \lesssim Re \lesssim 10^3$ ) and a turbulent regime ( $Re \gtrsim 10^3 - 10^4$ ), and calculate the theoretical exponents of the scaling laws in the three regimes using simple scaling analyses (inde-

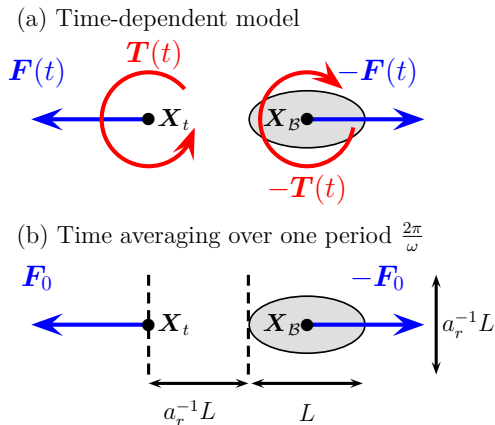


FIG. 1. The swimmer is an ellipsoidal rigid body of length  $L$  and width  $L/a_r$ , with  $a_r$  the aspect ratio. a) Time-dependent dipoles of forces  $\{-\mathbf{F}, \mathbf{F}\}$  and torques  $\{-\mathbf{T}, \mathbf{T}\}$  are applied at the center-of-mass of the body  $\mathbf{X}_B$  and the “phantom tail”  $\mathbf{X}_t$ , with  $\mathbf{F}(t) = (\pi/2)\mathbf{F}_0|\cos(\omega t)|$  and  $\mathbf{T}(t) = \mathbf{T}_0 \cos(\omega t)$ . The position of  $\mathbf{X}_t$  can be controlled to steer the swimmer, but is kept such that  $\|\mathbf{X}_B - \mathbf{X}_t\| = L/2 + L/a_r$ . b) A static model can be obtained by averaging the time dependent model.

pendently of the space dimension). These compare very well with the numerical simulations produced by our generic swimmer model. We also validate our results with experimental data presented in [23] for the laminar and turbulent regimes, and further extend this validation with data collected on micro-swimmers for the Stokes regime.

**Swimmer model.** The model uses a time-dependent force dipole combined with a torque dipole (Fig. 1(a)), both attached to a rigid body  $\mathcal{B}$  of ellipsoidal shape. An autonomous swimming body creates its own motion, therefore the total sum of forces and torques must cancel out, due to the third law of Newton of the fluid-body system. [24]. The model developed by Filella et al. [25] presents some conceptual similarities. It represents each fish as a point-like active particle bearing a dipole in a potential 2D inviscid fluid, which introduces hydrodynamic interactions between fish in the far-field limit. However, since our aim is to explore a wide spectrum of Reynolds numbers (from viscous to inertial regimes), we solved the full incompressible Navier-Stokes equations in 3D and 2D (see SM [26]).

The swimmer exerts on the fluid a force dipole  $\{-\mathbf{F}, \mathbf{F}\}$  like that generally used for a micro-swimmer at a low  $Re$  [18–20] (see Fig. 1). We use a pusher-like model that reproduces the force

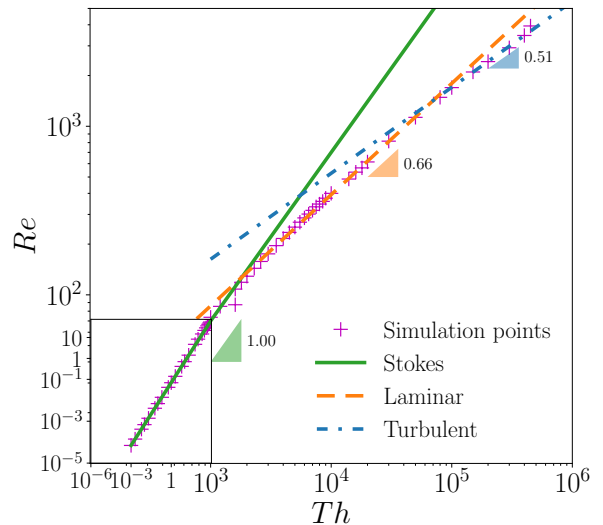


FIG. 2.  $Re$  as a function of  $Th$  from 3D numerical simulations (crosses), obtained by solving the full Navier-Stokes equations with our swimmer model. We clearly obtain three regimes:  $Re \sim Th^{1.0}$  for  $Re \lesssim 20$ ;  $Re \sim Th^{0.66}$  for  $20 \lesssim Re \lesssim 1000$  and  $Re \sim Th^{0.51}$  for  $Re \gtrsim 1000$ . The three lines correspond to fitting curves and provide the scaling exponents. Note that the crossovers between the different regimes depend on the geometry of the swimmer. Here  $a_r = 4$  is used.

distribution of a fish at high Reynolds numbers. This approach can easily be extended to a more detailed model by using more complex force distributions (*e.g.* [19]). As shown in Fig. 1(a), the force dipole is composed of one force applied in the fluid at the rear of the body  $\mathbf{X}_t$ , mimicking a swimming organ, and an opposite force exerted inside the body at the center-of-mass  $\mathbf{X}_B$ . The force is time-dependent with angular frequency  $\omega$  and pusher-like:  $\mathbf{F}(t) = (\pi/2)\mathbf{F}_0|\cos \omega t|$  with  $\mathbf{F}_0 \cdot (\mathbf{X}_B - \mathbf{X}_t) > 0$ . The absolute value in the expression of  $\mathbf{F}(t)$  enforces the pusher nature of the swimmer. We also consider a torque dipole:  $\mathbf{T}(t) = \mathbf{T}_0 \cos \omega t$ , collocated with the force dipole. The torque at the back represents the stroke of the swimming organ and causes the vortex street [22] in the fish’s wake at high  $Re$ . An opposite torque is applied in the body (Fig. 1(a)), and represents the counter-reaction of the rest of the body. For practical reasons in the scaling analyses below, we introduce the force and torque densities  $f_0 \equiv F_0/L^3$  and  $\tau_0 \equiv T_0/L^3$  respectively. Averaging these dipoles over one period of time ( $2\pi/\omega$ ) results in a simple static force dipole  $\{-\mathbf{F}_0, \mathbf{F}_0\}$  (Fig. 1(b)), while the average torque cancels out. This time averaging over one beating period is very similar to models of pushers and pullers beating at low  $Re$  [18–20].

**Scaling laws.** The hydrodynamic nature of our model allows for simple scaling arguments, inspired by Gazzola *et al.* [23] for inertial flows but translated to a more generic framework and extended to the non-inertial Stokes regime. In the following, we present 3D arguments, but they remain valid in 2D (see SM [26]). We also consider that all the lengths scale as  $L$ .

The body of the swimmer is submitted to different dominant drag forces depending on the Reynolds number. To describe this effect across all swimming regimes, we introduce the thrust number  $Th$  as the ratio between the applied force density  $f_0$  multiplied by inertial forces  $\rho|D\mathbf{v}/Dt| \sim \rho v^2 L^{-1}$ , and the square of viscous forces  $|\eta\Delta\mathbf{v}|^2 \sim (\eta v L^{-2})^2$ , which gives

$$Th \equiv \frac{\rho f_0 L^3}{\eta^2}. \quad (1)$$

The thrust number appears naturally at all scales of Reynolds numbers, as shown below. It contains the force term at the origin of the motion, which is characterized by the Reynolds number. It therefore provides a convenient method for evaluating the velocity as a function of the force. Let us consider classic scaling arguments:

- At high Reynolds numbers, the boundary layer around the body is turbulent and pressure drag dominates. The corresponding force scales as  $f_0 L^3 \sim \rho v^2 L^2$ . Since  $v \sim \eta Re / (\rho L)$ , we obtain  $Re \sim (\rho f_0 L^3 / \eta^2)^{1/2} = Th^{1/2}$ .
- For small but finite Reynolds numbers, the regime is laminar and the viscous force in the boundary layer dominates:  $f_0 L^3 \sim (\eta v / \delta) L^2$  where  $\delta$  is the thickness of the boundary layer, which obeys the Blasius law [27]  $\delta \sim L Re^{-1/2}$ . This finally leads to  $Re \sim Th^{2/3}$ .
- At low Reynolds numbers, the Stokes drag force dominates and the force applied on the body compensates the drag:  $f_0 L^3 \sim \eta v L$ . This gives  $Re \sim \rho f_0 L^3 / \eta^2 = Th$ .

From the Stokes to the turbulent regime, we observe that the exponent  $\alpha$  of the scaling  $Re \sim Th^\alpha$  is always below one and decreases. It suggests a diminishing swimming performance as the Reynolds number of the swimmer increases. To confirm these three successive regimes, we present below numerical simulations with our swimmer model, exploring a large range of values for the thrust and Reynolds numbers.

**Numerical simulations.** We perform direct numerical simulations of the incompressible Navier-Stokes equations in the presence of our model swimmer, a rigid ellipsoid body with the force and torque dipoles described above (Fig. 1). The corresponding fluid momentum balance equation writes:

$$\rho \frac{D\mathbf{v}}{Dt} - \nabla \cdot (2\eta\mathbf{E}(\mathbf{v})) + \nabla p = \mathcal{F} + \mathcal{T} \quad (2)$$

where  $\mathbf{v}$  and  $p$  are respectively the velocity and pressure fields,  $D/Dt$  denotes the material derivative  $D\mathbf{v}/Dt \equiv \partial\mathbf{v}/\partial t + (\mathbf{v} \cdot \nabla)\mathbf{v}$ ,  $\mathbf{E}(\mathbf{v}) \equiv (\nabla\mathbf{v} + \nabla\mathbf{v}^t)/2$  is the strain-rate tensor,  $\rho$  and  $\eta$  denote the density and viscosity fields, and  $\mathcal{F}(t)$  and  $\mathcal{T}(t)$  respectively represent the – time-varying – force and torque dipoles attached to the swimmer, as introduced above. The rigid body  $\mathcal{B}$  of the swimmer is accounted for with a fictitious domain penalty method inspired by [28], which can be implemented with a spatially-variable viscosity [29]:  $\eta = \eta_f + (\eta_b - \eta_f) H_{\mathcal{B}}$  where  $H_{\mathcal{B}}$  is the indicator – or Heaviside – function of  $\mathcal{B}$ . In practice, a viscosity ratio  $\eta_b/\eta_f = 10^3 - 10^6$  is applied between the fluid and the swimmer body to ensure that the rigid motion constraint  $\mathbf{E}(\mathbf{v}) = 0$  is satisfied within  $\mathcal{B}$ . Density  $\rho$  is defined as constant inside and outside  $\mathcal{B}$ , thus making the swimmer neutrally buoyant. Note that this fictitious domain penalty method allows the swimmer to be treated directly as part of the Navier-Stokes equations through the viscosity field, thereby avoiding the need to deal with moving boundary conditions and potential remeshing issues at the body interface in the discrete setting. The incompressible Navier-Stokes equations are solved numerically using an implicit  $\mathcal{P}2 - \mathcal{P}1$  finite element method [30] implemented in the parallel FEEL++ library [31]. The position and orientation of the swimmer are updated at each time-step using a first order Euler scheme with the translational and rotational velocities computed from the fluid velocity field in  $\mathcal{B}$ . A comprehensive derivation of the numerical model and technical details are provided in SM [26].

This numerical framework is used to explore a large range of Reynolds numbers ( $10^{-5} < Re < 10^4$ ) and Thrust numbers ( $10^{-3} < Th < 10^6$ ), in order to evaluate the dependence of  $Re$  as a function of  $Th$  while varying each of the model's different parameters ( $L$ ,  $\eta_f$ ,  $f_0$ ,  $\omega$  and  $\tau_0$ ) separately (see SM [26]). As shown in Fig. 2, the numerical simulations are in perfect agreement with the scaling laws presented above, displaying the Stokes regime in the range  $10^{-5} \lesssim Re \lesssim 10^2$ , the laminar regime for  $10^2 \lesssim Re \lesssim 10^3$  and the turbulent regime

for  $10^3 \lesssim Re$ , with fitting exponents that match

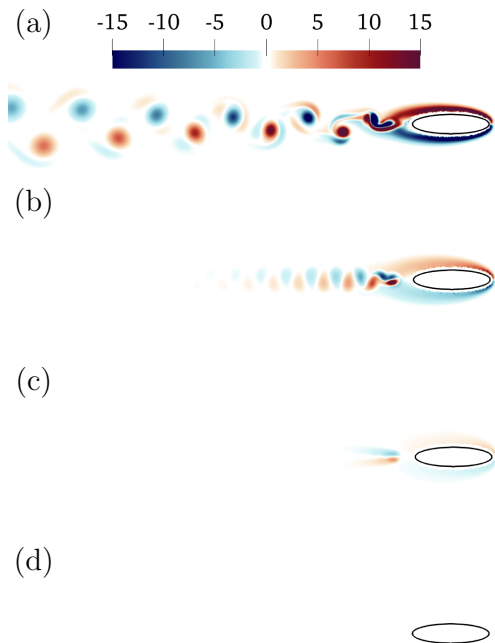


FIG. 3. 2D Vorticity field for different  $Re$ . Data are presented with non-dimensional parameters  $\tilde{\omega} = \omega L^2 \rho / \eta$ ,  $\tilde{\mathbf{F}}_0 = \mathbf{F}_0 \rho / \eta^2$  and  $\tilde{\mathbf{T}}_0 = \mathbf{T}_0 \rho / \eta^2 L$  where  $L = 32$ ,  $\rho = 1$  and  $\eta = 1$  in simulation unit. The parameters are  $\tilde{\omega} = 2\pi L^2 \rho / \eta$ . (a):  $(\tilde{\mathbf{F}}_0, \tilde{\mathbf{T}}_0) = (4000 \rho / \eta^2, 4000 \rho / \eta^2 L)$  and  $Re = 960$ . (b):  $(\tilde{\mathbf{F}}_0, \tilde{\mathbf{T}}_0) = (600 \rho / \eta^2, 600 \rho / \eta^2 L)$  and  $Re = 300$ . (c):  $(\tilde{\mathbf{F}}_0, \tilde{\mathbf{T}}_0) = (100 \rho / \eta^2, 100 \rho / \eta^2 L)$  and  $Re = 50$ . (d):  $(\tilde{\mathbf{F}}_0, \tilde{\mathbf{T}}_0) = (0.25 \rho / \eta^2, 0.25 \rho / \eta^2 L)$  and  $Re = 0.1$ .

the predictions. Note that the  $Re$  ranges of each regime depend on the aspect ratio of the swimmer  $a_r$ , which is kept constant. We also found that  $\omega$  and  $\tau_0$  do not play any role in the  $Re(Th)$  dependency (c.f. SM [26], Sec.III), which confirms that all the important parameters are embedded in the  $Th$  number. Note that the results are independent of the ratio between the force and the torque as long as the vortices behind the swimmers are evacuated along the force direction at the rear of the swimmer. In practice we have observed that this behavior holds for at least  $\|\mathbf{T}_0\| \lesssim L\|\mathbf{F}_0\|$ . If  $\|\mathbf{T}_0\|$  is much larger than  $L\|\mathbf{F}_0\|$  the motion can become erratic and rotationally unstable, which makes the proper definition of a swimming Reynolds number difficult (see SM [26]).

**Wake and vortices.** Although the torque plays no role in the scaling of  $Re$  as a function of  $Th$ , it is essential to reproduce the wake at the rear of the swimmer in the inertial regime. The torque

dipole can be used to account for flagellum, body undulation or tail beating to generate a reverse von Karman vortex street, as observed in the wake of a fish at high  $Re$  number [15, 32].

Figures 3(a,b) show the typical wakes obtained for a 2D swimmer at  $Re = 960$  and 300.

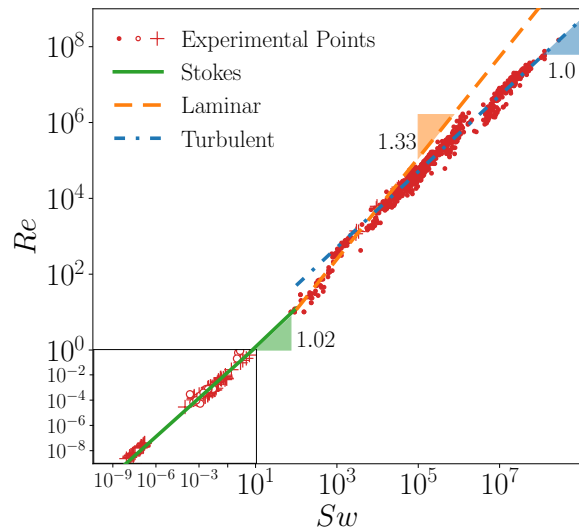


FIG. 4. Reynolds number  $Re$  as a function of the swimming number  $Sw$ . Crosses are new experimental data [33], dots data from [23], and empty dots data from [34]. The three lines correspond to fitted curves and give the numerical scaling exponents of the three different regimes:  $Re \sim Sw^{1.02}$  for  $Re < 10$ ;  $Re \sim Sw^{1.33}$  for  $10 < Re < 10^4$ ; and  $Re \sim Sw^{1.0}$  for  $10^4 < Re$ .

The vortices created at the same frequency are spaced further apart as the Reynolds number (*i.e.* the velocity) increases. And the more viscous the flow, the shorter is the length over which they dissipate (Fig. 3(c)), vanishing completely at low  $Re$  (Fig. 3(d)). Indeed, no vortices are present behind micro-organisms [35].

**Comparison with experimental data.** To compare our scaling results with experimental data, forces must be expressed in terms of observable data (Fig. 4), such as undulation or tail beating frequency. Although force  $f_0$ , torque  $\tau_0$  and angular propulsion frequency  $\omega$  are independent quantities in the model, physical constraints exist between these quantities in living organisms. We make the reasonable assumption that the size of the swimming organ scales with the size of the body  $L$  [23]. Force and torque generated by the swimming organ are such that  $\tau_0 \sim f_0 L$ .

In inertial regimes, *i.e.* excluding the Stokes regime that we address separately, the instantaneous force creates a transient acceleration of the fluid, which scales with  $L\omega^2$ , *i.e.*  $f_0 \sim \rho L\omega^2$ . In-

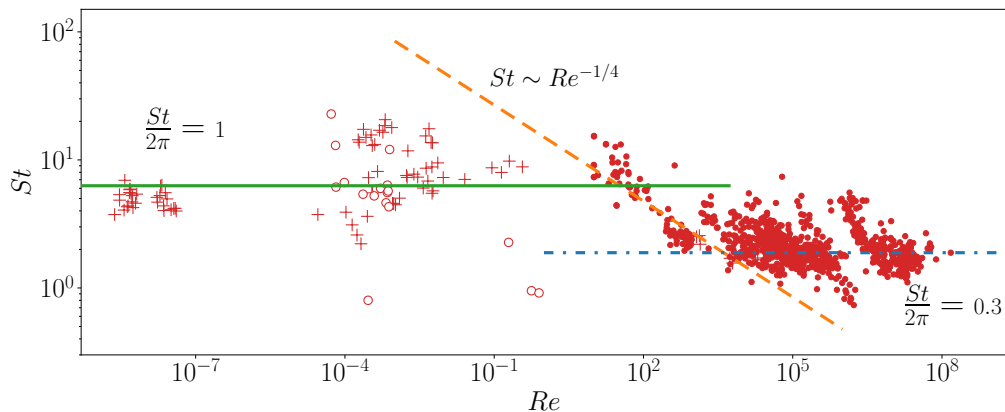


FIG. 5. Strouhal number  $St = \frac{A\omega}{v}$  as a function of the Reynolds number  $Re$ . Crosses are new experimental data [33], dots data from [23], and empty dots data from [34]. The three lines correspond to guides for the eyes with the three different regimes:  $\frac{St}{2\pi} = 1$  for  $Re < 10$ ;  $St \sim Re^{-0.25}$  for  $10 < Re < 10^4$ ; and  $\frac{St}{2\pi} \approx 0.3$  for  $10^4 < Re$ .

roducing the observation-based swimming number  $Sw = \rho\omega L^2/\eta$  [23], the theoretical force drive can be related to experimentally measurable data as  $Th \sim Sw^2$ . The scaling laws previously derived from our model can thus be reformulated in terms of  $Sw$ : in the laminar regime  $Re \sim Th^{2/3} \sim Sw^{4/3}$ , while in the turbulent regime  $Re \sim Th^{1/2} \sim Sw$ , in accordance with the results of Gazzola et al. [23].

In the Stokes regime, the force exerted by the swimming organ is balanced by viscous drag, so that  $f_0 L^3 \sim \eta L v \sim \eta L^2 \omega$ . Reintroducing again the swimming number  $Sw$ , we obtain  $Th \sim Sw$ , leading to  $Re \sim Sw$ . Note that this is a natural consequence of the absence of inertia: each stroke creates a net displacement that scales with  $L$ , inducing a swimming velocity  $v \sim L\omega$ .

Identifying the transition between the Stokes and laminar regimes is however not straightforward. As illustrated in Fig. 4 and 5, this transition takes place for  $Re \approx 10^2$ . Our simulations (Fig. 2), performed with realistic parameters (in particular for the aspect ratio of the swimmers), remarkably yield the same order of magnitude for this transition. This indicates that the linear relationship  $Re \sim Th \sim Sw$  persists significantly beyond the strict Stokes regime ( $Re \ll 1$ ), for flows where inertial effects become important.

Figure 4 shows the experimental data collected from micrometer- to meter-size aquatic organisms along with the corresponding fitted scaling laws. In addition to the results from Gazzola et al. [23], an excellent agreement between experimental data and hydrodynamic scaling laws is also obtained in the Stokes regime.

Note that  $v \sim L\omega$  in both the Stokes and turbulent regimes, so that the corresponding Strouhal

number  $St = Sw/Re$  is constant, as illustrated in Figure 5. The transition between  $St/2\pi \approx 0.3$  [23] and  $St/2\pi \approx 1$  occurs in the laminar regime where  $St \sim Re^{-1/4}$ .

**Conclusion.** By avoiding direct fluid-structure coupling, our generic swimmer model provides an efficient model for hydrodynamic propulsion, while retaining the salient features of swimming organisms across several decades of Reynolds numbers. High numerical stability and efficiency ensure fully tractable 2D and 3D simulations, thereby paving the way to large scale simulations with hundreds of agents. It also proposes a methodology for progressive refinement of the hydrodynamic field, by retaining higher moments of forces and torques, resulting in more complex propulsion models. This approach broadens our understanding of the swimming of aquatic organisms by revealing the universal relationship between the velocity of a swimmer and the force exerted by its swimming organ. The sub-linear dependence demonstrated between  $Re$  and  $Th$  suggests diminishing swimming performance as the swimmer's Reynolds number increases. The scaling laws obtained also match the experimental data obtained from thousands of aquatic animals, ranging from large mammals to micro-organisms. Our results shed new light on the general mechanisms underlying swimming and provide an efficient and robust numerical framework to investigate the collective behavior of swimmers in complex environments.

**Data Availability** The data that support the findings of this article are openly available [33].

**Acknowledgements.** This project received financial support from the French National Research Agency (ANR-21-CE45-0005, FISHSIF project).

- 
- \* bruno.ventejou@univ-grenoble-alpes.fr  
† thibaut.metivet@inria.fr  
‡ philippe.peyla@univ-grenoble-alpes.fr
- [1] S. Childress, Mechanics of Swimming and Flying (Cambridge University Press, 1981).
- [2] H. Berg, E.coli in motion (Springer, 2004).
- [3] S.Powar, F. Parast, A. Nandagiri, A. Gaikwad, D. Potter, M. O’Bryan, R. Prabhakar, J. Soria, and R. Nosrati, *Small Methods* **6**, e2101089 (2022).
- [4] M. Garcia, S. Berti, P. Peyla, and S. Rafai, *Phys. Rev. E* **83**, 035301 (2011).
- [5] A. Smits, *J. Fluid. Mech., Perspectives* **874**, 1 (2019).
- [6] J. Gray, *J. Exp. Biol.* **13**, 192 (1936).
- [7] M. Wolfgang, J. Anderson, M. Grosenbaugh, D. Yue, and M. Triantafyllou, *J. Exp. Biol.* **202**, 4841 (1999).
- [8] J. O. Dabiri, S. P. Colin, and J. H. Costello, *J. Exp. Biol.* **209**, 17 (2006).
- [9] U. Müller, J. Smit, E. Stamhuis, and J. Videler, *J. Exp. Biol.* **204**, 2751 (2001).
- [10] G. I. Taylor, *Proc. R. Soc. Lond. A* **209**, 447 (1951).
- [11] S. Spagnolie and E. Lauga, *Phys. of Fluids* **22**, 031901 (2010).
- [12] E. Lauga, *Phys. Rev. Fluids* **5**, 123101 (2020).
- [13] M. J. Lighthill, *J. Fluid Mech.* **9**, 305 (1960).
- [14] H. Liu and K. Kawachi, *J. Comp. Phys.* **155**, 223 (1999).
- [15] S. Kern and P. Koumoutsakos, *J. Exp. Biol.* **209**, 4841 (2006).
- [16] E. Lauga and T. R. Powers, *Reports on Progress in Physics* **72**, 096601 (2009).
- [17] E. Purcell, *American Journal of Physics* **3–11**, 1 (1977).
- [18] J. Hernandez, C. Stoltz, and M. Graham, *Phys. Rev. Lett.* **95**, 204501 (2005).
- [19] V. Mehandia and P. Nott, *J. Fluid Mech.* **595**, 239 (2008).
- [20] L. Jibuti, L. Qi, C. Misbah, W. Zimmermann, S. Rafai, and P. Peyla, *Phys. Rev. E* **90**, 063019 (2014).
- [21] G. Li, H. Liu, U. Müller, C. Voesenek, and J. van Leeuwen, *Proc. Royal Soc.* **288**, 1 (2021).
- [22] E. G. Drucker and G. V. Lauder, *Integrative and Comparative Biology* **42**, 243 (2002), <https://academic.oup.com/icb/article-pdf/42/2/243/1841427/i1540-7063-042-02-0243.pdf>.
- [23] M. Gazzola, M. Argentina, and L. Mahadevan, *Nature Physics* **10**, 758 (2014).
- [24] R. Feynman, R. Leighton, and M. Sands, The Feynman Lectures on Physics, Vol. 1 (Addison-Wesley, 2006).
- [25] A. Filella, F. Nadal, C. Sire, E. Kanso, and C. Eloy, *Phys. Rev. Lett.* **120**, 198101 (2018).
- [26] “See supplementary material at [to-be-inserted-by-publisher].”
- [27] L. D. Landau and E. M. Lifshitz, Fluid mechanics: course of theoretical physics, Vol. 6 (Elsevier, 2013).
- [28] J. Janela, A. Lefebvre, and B. Maury, in ESAIM: Proceedings, Vol. 14 (EDP Sciences, 2005) pp. 115–123.
- [29] H. Tanaka and T. Araki, *Phys. Rev. Lett.* **85**, 1338 (2000).
- [30] T. Metivet, V. Chabannes, M. Ismail, and C. Prud’homme, *Mathematics* **6**, 203 (2018).
- [31] C. Prud’homme, V. Chabannes, V. Doyeux, M. Ismail, A. Samake, and G. Pena, *ESAIM: Proc.* **38**, 429 (2012).
- [32] H. Ko, G. Lauder, and R. Nagpal, *J. R. Soc. Interface* **20**, 1 (2023).
- [33] B. Ventéjou, T. Métivet, A. Dupont, and P. Peyla, (2024), 10.18709/perscido.2024.09.ds413.
- [34] M. F. Velho Rodrigues, M. Lisicki, and E. Lauga, *Plos one* **16**, e0252291 (2021).
- [35] K. Drescher, R. E. Goldstein, N. Michel, M. Polin, and I. Tuval, *Phys. Rev. Lett.* **105**, 168101 (2010).