



HAL
open science

Taxonomic notes about some Indo-Australian Lamiini (Coleoptera Cerambycidae)

Francesco Vitali

► **To cite this version:**

Francesco Vitali. Taxonomic notes about some Indo-Australian Lamiini (Coleoptera Cerambycidae). *Faunitaxys*, 2024, 12 (43), pp.1-11. 10.57800/faunitaxys-12(43) . hal-04702167

HAL Id: hal-04702167

<https://hal.science/hal-04702167v1>

Submitted on 19 Sep 2024

HAL is a multi-disciplinary open access archive for the deposit and dissemination of scientific research documents, whether they are published or not. The documents may come from teaching and research institutions in France or abroad, or from public or private research centers.

L'archive ouverte pluridisciplinaire **HAL**, est destinée au dépôt et à la diffusion de documents scientifiques de niveau recherche, publiés ou non, émanant des établissements d'enseignement et de recherche français ou étrangers, des laboratoires publics ou privés.



Distributed under a Creative Commons Attribution - NonCommercial - NoDerivatives 4.0
International License

Faunitaxys

*Revue de Faunistique, Taxonomie et Systématique
morphologique et moléculaire*



Volume 12
Numéro 43

Septembre 2024

ISSN (Print) : 2269 - 6016
ISSN (Online) : 2970 - 4960
Dépôt légal : Septembre 2024

Faunitaxys

*Revue de Faunistique, Taxonomie et Systématique
morphologique et moléculaire*

ZooBank : <https://zoobank.org/79A36B2E-F645-4F9A-AE2B-ED32CE6771CC>

Directeur de la publication, rédacteur, conception graphique et PAO:

Lionel Delaunay

Cette revue ne peut pas être vendue

Elle est distribuée par échange aux institutions (version papier)

et sur simple demande aux particuliers (format PDF)

à l'adresse suivante:

AFCFF (Association française de Cartographie de la Faune et de la Flore)

28, rue Voltaire, F- 42100 Saint Etienne

E-mail: faunitaxys.journal@gmail.com

Elle est disponible librement au téléchargement à partir du site:

<https://faunitaxys.fr/>

La parution de *Faunitaxys* est apériodique

Faunitaxys est indexé dans / *Faunitaxys* is indexed in:

- **Zoological Record**

Articles and nomenclatural novelties are referenced by:

- **ZooBank** (<https://zoobank.org>)

Online Archives:

- **HAL** (<https://hal.archives-ouvertes.fr>)

- **Internet Archive** (<https://archive.org>)

Imprimée sur les presses de SPEED COPIE, 6, rue Tréfilerie, F- 42100 Saint-Etienne

Imprimé le 19 09 2024

Taxonomic notes about some Indo-Australian Lamiini (Coleoptera Cerambycidae)

FRANCESCO VITALI

National Museum of Natural History, rue Münster 24, L-2160 Luxembourg, Luxembourg.

- E-mail: fvitali@mnhn.lu - ZooBank: <https://zoobank.org/4E4C673A-6CB6-4935-A5FA-17686C686EF2> - Orcid: <https://orcid.org/0000-0003-3052-2910>

Keywords:

Coleoptera;
Cerambycidae;
Lamiinae;
Acalolepta;
Metopides;
Jeanvoinea;
Pseudodihammus;
taxonomy;
systematics;
new species;
new subspecies;
description;
Indo-Australian.

Abstract. – Several species described in the genus *Acalolepta* Pascoe, 1858 were analysed. *Acalolepta aesthetica* (Olliff, 1890); *A. artensis* (Montrouzier, 1861); *A. blairi* (Breuning, 1935); *A. bolanica* (Aurivillius, 1925); *A. gracilis* (Breuning, 1938); *A. puncticeps* (Breuning, 1938); *A. riouensis* (Aurivillius, 1924); *A. sculpturata* (Aurivillius, 1924); *A. timorensis* (Breuning, 1935) and *A. tugelensis* Breuning, 1970 are transferred to the subgenus *Dihammus* Thomson, 1864. *Dihammus bolanicus* Aurivillius, 1925 (currently, *A. bolanica*) is considered as senior synonym of *A. parabolanica* Breuning, 1980 **n. syn.** *Dihammus timorensis* Breuning, 1935 (currently, *A. timorensis*) is considered as senior synonym of *Dihammus similis* Breuning, 1938 **n. syn.** (currently, *A. similis*) both described from Timor. Its description is updated. New morphological data on *A. (Dihammus) longicornis keyensis* Breuning, 1965 and *A. (Dihammus) longicornis timorlautensis* (Breuning, 1935) are furnished. *A. (Dihammus) longicornis barsevskisi* **n. ssp.** from Babar (Moluccas, Indonesia) and *A. (Dihammus) sexplagiata* **n. sp.** from Sulawesi (Indonesia) are described. *Orsidis dispar* Pascoe, 1866 (currently, *A. dispar*) is considered as senior synonym of *Orsidis unicolor* Fisher, 1935 **n. syn.** (currently, *A. unicolor*), both described from Borneo. *Metopides* Pascoe, 1866 is considered as senior synonym of *Piloammus* Vitali, 2019 **n. syn.** and three species are transferred from *Acalolepta*, resulting in the following new combinations: *Metopides mixtus* (Hope, 1841); *Metopides ampliatus* (Gahan, 1888) and *Metopides nivosus* (White, 1858). *Jeanvoinea annulipes* Pic, 1934 is recognised as senior synonym of *Dihammus flocculatus paucisetosus* Gressitt, 1938 **n. syn.** (currently, *Acalolepta flocculata paucisetosa*). *Jeanvoinea annulipes annulipes* is recorded from China, Laos and India for the first time. *Jeanvoinea annulipes flocculata* (Gressitt, 1935) **n. comb.** is introduced for the Taiwanese subspecies. The male genitalia of this genus are shown for the first time. *Jeanvoinea borneensis* Breuning, 1961 is transferred to the Bornean genus *Pseudodihammus* Breuning, 1936 and *Pseudodihammus borneensis* (Breuning, 1961) **n. comb.** is introduced.

Vitali F., 2024. – Taxonomic notes about some Indo-Australian Lamiini (Coleoptera Cerambycidae). *Faunitaxys*, 12(43): 1 – 11.

DOI : [https://doi.org/10.57800/faunitaxys-12\(43\)](https://doi.org/10.57800/faunitaxys-12(43))

ZooBank : <https://zoobank.org/4D315C8D-2EB6-4F66-819D-B606FF4ACDA3>

Received: 29/07/2024 – Revised: 08/08/2024 – Accepted: 10/08/2024

Introduction

The Indo-Australian genus *Acalolepta* Pascoe, 1858 contains about 250 species and some revision papers (Vitali, 2010; 2011; 2016; 2017a; 2017b; 2017c; 2018; 2019; 2022; Vitali & Fahri, 2019) have been recently provided. True *Acalolepta* (type species: *A. pusio* Pascoe, 1858) are minute species, similar to *Orsidis* Pascoe, 1866 or *Sternohammus* Breuning, 1935 (whose reciprocal relations should be verified), but currently, the genus contains taxa very different from them. The examination of some species revealed that they belong to different genera, while other ones are synonyms of already described species. Finally, the subgeneric classification of some species has been clarified and new taxa have been described.

Examined collections

CAW: Collection Andreas Weigel, Wernburg (Germany)
CDH: Collection Daniel Heffern, Houston (USA)
CFV: Collection Francesco Vitali, Luxembourg (Luxembourg)
CGC: Collection Gérard Chemin, Champigny (France)
CGD: Collection Gontran Drouin, Sainte-Hénédiène (Canada)
CPL: Peeter Liiv Private Collection, Tallinn, (Estonia)
CWT: Collection William Tyson, Coarsegold (USA)
CXG: Collection Xavier Gouverneur, Rennes (France)
DUBC: Daugavpils University Beetles Collection Ilgas (Latvia)
MNHNL: National Museum of Natural History, Luxembourg (Luxembourg)
MNHNP: National Museum of Natural History, Paris (France)
OUMNH: Oxford University Museum of Natural History (United Kingdom)
RBINS: Royal Institute of Natural Sciences, Brussels (Belgium)
USNM: National Museum of Natural History, Smithsonian Institution, Washington (USA)

Reviewers:

Larry G. Bezark (Sacramento, USA) - <http://zoobank.org/25C35904-2035-4416-9534-8641C1551196> - <https://orcid.org/0000-0003-0165-552X>

Jean-Philippe Roguet (France) - <https://zoobank.org/93CC3B4D-BBD0-4155-8DB4-14D66F99D699>



This is an open access article under the terms of the Creative Commons Attribution-NonCommercial-NoDerivs License, which permits use and distribution in any medium, provided the original work is properly cited, the use is non-commercial and no modifications or adaptations are made.

Copyright 2024 The Authors. *Faunitaxys* published by Lionel Delaunay on behalf of the AFCFF (Association française de Cartographie de la Faune et de la Flore).

Results

Acalolepta subgen. *Dihammus* Thomson, 1864
= *Niphohammus* Matsushita, 1932

Examined material

Acalolepta aesthetica (Olliff, 1890)

- 1 ♀, Australia, Queensland, Garradunga, Polly Creek, 12-I-2019, J. Hasenpusch leg., in CFV;
- 1 ♀, ditto, 2-II-2019, in CFV;
- 1 ♂, ditto 4-II-2019, in CFV.

Acalolepta artensis (Montrouzier, 1861)

- 1 ♂, 1 ♀, Nouvelle Calédonie, Prov. Sud, Sarraméa, 27-I-2006/25-I-2007, I. Jenis lgt., in CFV.

Acalolepta blairi (Breuning, 1935)

- 1 ♂, 1 ♀, Solomon Is., Malaita, south coast Hahorarumu, Uru tribal area (conservation area), 100–250 m, 7/13-XII-2017, S. Jakl lgt., in CFV.

Acalolepta gracilis (Breuning, 1938)

- 1 ♂ HOLOTYPE, Nouvelle Guinée / Mons Bolan // *Dihammus / gracilis / mihi / det. Breuning Typ.* [handwritten by Breuning and printed] // HOLOTYPE [printed on a red label], in RBINS.

Acalolepta puncticeps (Breuning, 1938)

- 1 ♂, Papua New Guinea, Sepik, Kerowai distr., V.1991, in CDH;
- 1 ♂, Simbu Prov., Kerowagi, in CGD;
- 1 ♂, Marobe Prov., Aseki-Meyamy, 2000 m, 12-IV-1998, A Riedel leg., in CAW;
- 1 ♂, Eastern Highland Prov., Okapa, V-1992, loc. coll., in CAW.

Acalolepta riouensis (Aurivillius, 1924)

- 1 ♂, Iles Riou, in MNHNP.

Remarks. – All examined species and, according to their original descriptions, *A. sculpturata* (Aurivillius, 1924) and *A. tugelensis* Breuning, 1970, should be transferred to the subgenus *Dihammus*.

Acalolepta puncticeps, described from Mt. Tafa (Central Province, Papua New Guinea) is recorded for the first time for the provinces Chimbu, Eastern Highlands and Morobe.

The examined specimens bear an extraordinary resemblance to the specimen of *A. riouensis* preserved in the MNHNP. However, Aurivillius (1924) described this species from the “Riou Inseln” [= Riau Is., Indonesia], which is located between Singapore, Borneo and Sumatra, without any apparent geographical connection with New Guinea.

Another curious fact is that Aurivillius described in the same article *Dihammus sculpturatus*, a relatively large species (37 mm) from Java, also equipped with spined elytra. This character is exceptional among Asian species but extremely widespread in Australian ones. Both species came from the collection G. van Roons and only the types are known. Breuning (1961a) already considered the typical locality of *sculpturatus* as doubtful, having remarked a strong resemblance to *A. bolanica* (Breuning, 1944d). Thus, it is possible that both species were mislabelled and are actually Papuan species.

Acalolepta (Dihammus) bolanica (Aurivillius, 1925)

(Fig. 1-2)

- = *Dihammus bolanicus* Aurivillius, 1925: 509 or. comb.
- = *Dihammus solatus nodias* Kriesche, 1936: 67.
- = *Dihammus convexus nodias* BREUNING, 1944e: 490.
- = *Acalolepta parabolonica* Breuning, 1980: 131 n. syn.

Examined material

- 2 ♂, Indonesia, Irian Jaya, Wamena, 26-XII-1992, C. A. Casadio leg., in CFV;
- 1 ♀, Bolan / G[e]b[ir]g // *Dihammus / solatus nodias / Typ!* [handwritten by Kriesche] // *Dihammus / solatus Pasc. / m. nodias / ♀ Typus Kriesche / det. F. Tippmann, Wien* [handwritten by Tippmann and printed] // *Typus 1955 /*

erworben Nachlass / R. Kriesche F. Tippmann, Wien [handwritten by Tippmann and printed] // TYPUS [printed on a red label] // BLNO / 000358 [printed on a sky-blue label], in USNM;

- 1 ♂, Owgarr / B[ritish] N[ew] Guinea / Meek [printed] // Muséum Paris / 1952 / coll. A. Oberthür [printed on a white label] // *Acalolepta / parabolonica / Breuning dét. Typ.* [handwritten by Breuning and printed] // HOLOTYPE [printed on a red label], in MNHNP.

Remarks. – Aurivillius (1925) described *Dihammus bolanicus* from some specimens from different parts of New Guinea: Mt. Bolan, Mt. Goliath [= Mt. Yamin], Utaika river [= Utaikwa river] and Mimika river. The first locality is located in Papua New Guinea (Suruwaged Mts., Morobe province) and the three remaining in West Papua.

KRIESCHE (1936) described *Dihammus solatus nodias* from Morobe province as well (a male from Mt. Bolan and a female from Sattelberg). He compared this species with the Moluccan *D. convexus* Pascoe, 1866, being uncertain whether it was a different species. Breuning (1944e) considered this taxonomic placement as very doubtful, and Vitali (2010) recognised *D. solatus nodias* as synonym of *D. bolanicus*.

Finally, Breuning (1980) described *A. parabolonica* (Fig. 2) from three males from Owgarr (Papua New Guinea, Central Province), which differed from *A. bolanica* in the head and pronotum without pubescence, the darker pubescence on the antennae, mesosternum and scutellum, as well as some relative characters of sculpture. Actually, they were old, greased specimens without peculiar characters; thus, *A. parabolonica* should be considered as another junior synonym of *A. bolanica*.

Additionally, *Acalolepta bolanica* should be transferred to the subgenus *Dihammus* due to the pre-apical tooth on the protibiae.




Fig. 1. *Acalolepta bolanica* (Aurivillius, 1925), male (CFV).
Fig. 2. *Acalolepta parabolonica* Breuning, 1980. **2a.** Male, Holotype.
2b. Original labels (MNHNP).

Acalolepta (Dihammus) timorensis (Breuning, 1935)

(Fig. 3-4)

= *Dihammus timorensis* Breuning, 1935: 252 (Indonesia, Timor) or. comb.= *Dihammus similis* Breuning, 1938: 32 (Indonesia, Timor) n. syn.**Examined material**- *Cypriola timorensis* "ALLOTYPE", 1 ♂, Timor Central, Soe, 880 m, ex coll. LeMoult, det. S. Breuning 1952, in RBINS;- *Dihammus similis* HOLOTYPE, 1 ♂, Iles de la Sonde, Timor, ex coll. LeMoult, in RBINS;

- 1 ♀, Indonesia, Lesser Sunda, West Timor, Mutis Mts., Molo Mt., Soe region, 500 m, XII-2015, loc. coll., in CFV;

- 1 ♂, ditto, 10/20-I-2016, in CFV.

Remarks. – Breuning (1935) described *Dihammus timorensis* from some females belonging to the collection Itzinger (once in the Museum Frey, Munich, Germany; now, in the Naturhistorisches Museum Basel, Switzerland). Consequently, despite the label, the "allotype" preserved in the RBINS is not a type, as Cools (1993) claimed. Actually, it is a male that Breuning identified as *Cypriola* in 1952.

Subsequently, Breuning (1938) described *Dihammus similis* from a single male (Fig. 4), indicating the larger body size (27 vs. 18–21 mm), different antennal proportions and imponderable relative characters of puncturing compared with *D. timorensis*. Finally, Breuning (1944d) added the description of the female, having antennae analogous to those of *D. timorensis*.

The examination of the holotype of *D. similis* has confirmed the suspicion that this species is actually a junior synonym of *D. timorensis*. The differences in the puncturing and body size are within the variability of this species, while other ones are typical sexual characters (antennal length and proportions).

Acalolepta timorensis shows the following characters: body length 18–27 mm; male protibiae with pre-apical tooth; frons, vertex and pronotal disc covered with variable coarse punctures; scape inflated; antennae up to 3 times (♂) or 2 times (♀) as long as body; scutellum covered with pubescence analogous to that of body; elytra distinctly punctured to the apex, with irregular large patches of greyish-yellowish pubescence making little reflections. Tegmen lobes feebly convex.

Acalolepta timorensis should be included into the subgenus *Dihammus* due to the pre-apical tooth on the protibiae. It is closely related to *A. pseudobianor* (Breuning, 1935) and *A. rusticatrix* (Fabricius, 1801), sharing analogous body size (20–29 mm in *pseudobianor*, 18–25 mm in *rusticatrix*), antennal structure and pubescence (Vitali, 2016). It mainly differs in the puncturing on the vertex and the stronger pronotal puncturing. Most probably, this species evolved through isolation from specimens of *A. rusticatrix* dispersed along the Sunda Islands.

Acalolepta (Dihammus) sexplagiata n. sp.

(Fig. 5)

ZooBank : <https://zoobank.org/BF4264BA-077E-4BA8-85B3-08A98D71D612>

Holotype, ♂, Indonesia, C.W. Sulawesi, Palu Reg., Palolo vill. env., III-2020, local collector, in CFV (Fig. 5a).

Paratypes

- 1 ♀, ditto, in CFV (Fig. 5b);

- 1 ♀, Sulawesi, Mamasa, III-2001, in CGD.

Description

General morphology. – Body length 21 (♂) to 21–24 (♀) mm. Habitus elongated; integument pitch-brown, covered with a dense brown and golden pubescence forming strongly changing patterns according to the direction of the light and three brown spots at the lateral margin of each elytron: a large pre-median one, sometimes embedding a lateral golden spot, a large post-median one and a small



Fig. 3. *Cypriola timorensis* Breuning, 1935, male, "Allotype" (RBINS).



Fig. 4. *Dihammus similis* Breuning, 1938, male, Holotype (RBINS).

pre-apical one; the space between the large spots is sometimes marked by a sutural light brown spot.

Head. – Forehead feebly (♂) or evidently (♀) transverse, covered with irregular strong punctures; eyes more than twice as long as cheeks; vertex relatively wide, smooth. Antennae long, about 2.5 (♂) or 1.75 (♀) times as long as body; antennomere V (♂) or VI (♀) not reaching the elytral apex; scape conical-fusiform, inflated in its apical third, truncated at apex, with an open apical cicatrix; antennomere III twice as long as scape; antennomere XI (♂) 1.75 times as long as X.

Pronotum. – Transverse, straight at apex, bisinuate at base, with a V-shaped furrow at apex and two transverse furrows at base; each side armed with a large conical tooth, whose apex is feebly tuberculate and perpendicularly directed; disc uneven, irregularly covered with some fine punctures and with three weak bulges on the disc, two anterior ones and a posterior one, reaching the apical and the basal furrows respectively.

Scutellum. – Trapezoidal to rounded, evidently transverse and densely pubescent.

Elytra. – Narrow (each elytron about 4 times as long as wide at base), feebly tapered to the apex (♂) or almost parallel-sided (♀); apex evenly rounded; disk covered with a dense pubescence and an almost regular puncturing vanishing on the apical third.

Legs. – Legs and tarsi of usual length, protibiae with an obtuse pre-apical tooth.

Ventral surface. – Last visible urosternite posteriorly more (♂) or less (♀) concave, without dense long recumbent pubescence at apex in male.

Differential diagnosis. – Due to its dentate male protibiae, *Acalolepta sexplagiata* n. sp. belongs to the subgenus *Dihammus*, where it is well characterised by medium body size, rounded elytral apex and golden pubescence forming three almost regular brown spots on each elytron.

This pattern is very peculiar and is reminiscent of some species of the genus *Epepeotes* Pascoe, 1866, such as *E. lateralis* (Guérin-Ménéville, 1831), *E. diversus* Pascoe, 1866 and *E. plorator* (Newman, 1842), all widespread in Indonesia (Breuning, 1943b).

Concerning the allied species, *Acalolepta sexplagiata* n. sp. seems to be more closely related to the Philippine *A. pseudobianor* (Breuning, 1935), while the development of the stable dark pubescence is reminiscent of the Papuan *A. tincturata* (Pascoe, 1866). In none of these species, however, the golden pubescence is so much developed. The Philippine *A. fuscosericea* (Schwarzer, 1931) shows a comparable pubescence (though not forming regular spots) but it is larger (17–30

mm), with a much more elongate body, obliquely truncated elytral apex and conical scape (Hüdepohl, 1988). Finally, *Acalolepta antenor* (Newman, 1842) and its subspecies show a similar pubescence but slender body and more or less spined elytra apex (Vitali, 2017b).

Species with golden pubescence are widespread in all distributional areas of the genus, e.g., *A. permutans* (Pascoe, 1857) and its subspecies, but males show mutic protibiae (Vitali, 2022); consequently, they belong to other subgenera. The most similar species look to be *A. elijomahdii* Vitali & Fahri, 2019 and *A. mattuladai* Vitali & Fahri, 2019, both widespread in Sulawesi, which are smaller (12–17 mm) and with a different elytral pattern (Vitali & Fahri, 2019). The Philippine *A. tysoni* Vitali, 2017 is much slenderer, with longer limbs and different elytral pattern (Vitali, 2017a). Other species widespread in New Guinea, such as *A. variolaris* (Pascoe, 1866) are more elongated and show less developed golden reflections.

Etymology. – The specific epithet is a combination of the Latin cardinal numeral “sex” (six) and the Latin adjective *plagiatus*, -a, -um (crooked, marked). It refers to the presence of the six tomentose spots on the elytra.

Acalolepta (Dihammus) longicornis keyensis Breuning, 1965

(Fig. 6)

Examined material

- *Acalolepta australis keyensis* “PARATYPE”, 1 ♂, Key Insel, in RBINS;

- 1 ♂, 1 ♀, Indonesia, Moluccas, Kei, IV-2005, ex coll. R. Dolhem, in CFV;

- 1 ♀, ditto, V-2009, ex coll. A. Azarov, in CFV; 3 ♂♂, Kei Besar, III-2019, A. Hayan leg., in CFV.

Remarks. – Breuning (1965) described this subspecies based on a single male preserved in the Museum für Naturkunde, Berlin. Consequently, despite the label, the “paratype” preserved in the RBINS is not a type, as Cools (1993) claimed.

Vitali (2018) recognized this taxon, which was originally described as a subspecies of *A. australis* (Boisduval, 1835), as a subspecies of *A. longicornis* (Thomson 1857). The opportunity to collect additional material has allowed expanding the knowledge of this subspecies by the description of the female, the size variability of the male and, for the first time, a photograph of this species.

Description. – Male. Body size: 36–43 mm (holotype 30 mm); antennae up three times as long as body.

Female. Body size: 35–40 mm. Similar to the male, it differs in typical sexual characters: antennae up twice as long as body, apex of antennomere VI barely reaching the elytral apex, last antennomere a bit longer than the penultimate, elytra parallel-sided and forelegs not developed in length.

This subspecies differs from the nominotypical *A. longicornis* in the grey or yellowish (ochreous in *longicornis*), fine and nearly uniform elytral pubescence, which does not form detectable bands. It looks the natural link to the following subspecies.

Acalolepta (Dihammus) longicornis timorlautensis
(Breuning, 1935)

Examined material

- 1 ♂, Moluccas, Tanimbar Is., Yamdena I., Lorolun village, 20 km NE of Saumlaki, 150 m, 26-XII/13-XII-2006, S. Jakl lgt., in CFV; 1 ♂, ditto, XII-2006, B. Oboril lgt., in CFV;

- 1 ♂, ditto, 15/20-XII-2006, B. Oboril lgt., in CFV;

- 2 ♀, Indonesia, Tanimbar Is., VI/VII-1802, W. Dohert lgt., in MNHNP;

- 1 ♀, ditto, VI-1996, in CGC.




Fig. 5. *Acalolepta sexplagiata* n. sp.

5a. Male, Holotype (CFV).

5b. Female, Paratype (CFV).



Fig. 6. *Acalolepta longicornis keyensis* Breuning, 1965, male, “Paratype” (RBINS).



Fig. 7. *Acalolepta longicornis barsevskisi* n. ssp. male, Holotype (DUBC).

Remarks. – Breuning (1935) originally described this taxon as a species, but Vitali (2018) considered it as subspecies of *A. longicornis* (Thomson 1857). The opportunity to purchase additional material allowed integrating the knowledge of this form with the body size

variability of the male, which now results to be between 31 and 34 mm (26–43 mm in female).

Further examined specimens show an extremely fine but complete dorsal pubescence. Thus, as previously supposed (Vitali, 2018), the lack of the dorsal pubescence is actually an artifact due to the caducity of the dorsal pubescence of this taxon. This phenomenon occurs in other insular species such as *Acalolepta noctis* Goussey, 2007, *Batocera gerardhoullieri* Houllier & Le Piouff, 2020 and *Trirachys inhirsutus* (Matsushita, 1932).

Acalolepta (Dihammus) longicornis barsevskisi n. ssp.

(Fig. 7)

ZooBank : <https://zoobank.org/36C100EC-CBD9-45AF-ACF8-8E617CCB5981>

Holotype, ♂, Indonesia, Babar, Tapa vill., VIII-2023, local collector, in DUBC.

Differential diagnosis. – Body size: 40 mm. Similar to *A. longicornis timorlautensis*, it differs in the pubescence, ash-grey on the vertex and white around the margin of the eyes. This pubescence is always ochreous in all examined specimens of *timorlautensis*, well corresponding to Breuning’s description.

Other characters, as the larger body size (40 mm vs. 31–34 in males *timorlautensis*), the lighter ochreous pubescence of antennae, the lesser abundance of pubescence on antennomere III and tibiae, the missing ochreous pubescence on the elytral base and femurs, are probably due to this specimen but they are not peculiar of this form.

Acalolepta longicornis barsevskisi n. ssp. is, however, a weak subspecies, enough characterised, but little different from *timorlautensis*, corresponding to the fact that Babar is an island located at only ~130 km from Yamdena.

Etymology. – I am honoured to dedicate this species to Prof. Arvīds Barševskis (Daugavpils University, Latvia), who sent me in study this specimen, for his great contribution to the knowledge of the Oriental Cerambycidae.

Distribution. – This form is endemic to Babar (Moluccas, Indonesia).

Acalolepta dispar (Pascoe, 1866)

(Fig. 8-9)

Orsidis dispar Pascoe, 1866: 308 (Malaysia, Sarawak) or. comb.

Orsidis unicolor Fisher, 1935: 605 (Malaysia, Sabah, Mt. Kinabalu) n. syn.

Examined material

Orsidis dispar Pascoe, 1866

- SYNTYPE ♂, Borneo, Sarawak, ex. coll. F. Pascoe, in BMNH (Fig 8);
- 1 ♂, Malaysia, Sabah, Mt. Trus Madi, 2-IV-2008, loc. coll., in CFV;
- 1 ♀, Borneo, Kalimantan, Mt. Bawang, in CGC.

Orsidis unicolor Fisher, 1935

- HOLOTYPE ♂, B. N. Borneo / Mt. Kinabalu, / Kenokok / 3,300 ft. / 23rd April 1929 [printed] // *H. M. Pendlebury / coll. / F.M.S. Museums.* [printed] // Type No / 57517 / USNM [printed], in USNM;
- 1 PARATYPE, B. N. Borneo / Mt. Kinabalu, / Kenokok / 3,300 ft. / 24th April 1929 [printed] // Ex. F.M.S. / Museums. / BM 1955-354 [printed] // NHMUK 013387096 [QR Code], in BMNH (Fig, 9);
- 1 ♂, B. N. Borneo / Mt. Kinabalu, / Kenokok / 3,300 ft. / 26th April 1929 [printed] // NHMUK 013387099 [QR Code], in BMNH.

Acalolepta opposita (Pascoe, 1866)

- 1 ♂, Malaysia, Sabah, Crocker Range, 23-III-2016, loc. coll., in CFV.

Remarks. – The examination of the types of *Orsidis dispar* (Fig. 8) and *O. unicolor* (Fig. 9) has confirmed the suspicion that these Bornean species are synonyms.

In fact, Fisher (1935) compared his new species *O. unicolor* to the description of *O. dispar* evidencing differential characters (elytral pubescence and dense puncturing of head) absent in the description of *O. dispar* and present in both species. Breuning (1944c), who could not have access to any of the types, decided to prudently accept both species, stating fanciful differences, *i.e.*, elytral apex punctured in *dispar* or head with only some points in *unicolor*. Actually, these characters are absent in both species and even contrary to the original descriptions.

Acalolepta dispar and *A. opposita* form a group of Sunda species characterised by very dense puncturing on the head and pronotum. Their systematic position is uncertain since they are apparently related to the true *Acalolepta* but also to the genera *Mimorsidis* Breuning 1938 and *Dohertyorsidis* Breuning 1961.

***Metopides* Pascoe, 1866**

Pilohammus Vitali, 2019 **n. syn.**

Examined material

Metopides paradoxus Hüdepohl, 1992

- 1 ♂, Indonesia, West Kalimantan, Mt. Bawang, VII.2019, C. Nock lgt., in CFV (Fig. 10).

Acalolepta mixta (Hope, 1841)

- *Monochammus mixtus* SYNTYPE ♂, *mixta* / Hope N. A. [handwritten on a white label] // TYPE / Hope / Ann. Nat. / Hist. 1842 / P. 428 / Coll. Hope Oxon. [handwritten on a white label with red borders] // TYPE COL 1823 1/3 / Monohammus / mixtus Hope / HOPE DEP: OXFORD, in OUMNH;

- *Dihammus bispinosus* HOLOTYPE ♂, Quang-Tri / Annam [handwritten by Pic in a yellowish label] // *Dihammus / bispinosus / mihi* Typ. / det Breuning [handwritten by Breuning and printed on a white label] // type (handwritten on a yellow label) // Museum Paris / Coll. M. Pic [printed on a white label] // HOLOTYPE (printed on a red label), in MNHNP;



- *Acalolepta bispinosipennis* HOLOTYPE ♀, Celebes M. [printed on a whitish label] // *Acalolepta / bispinosipennis / mihi* Typ. / Breuning dét. [handwritten by Breuning and printed on a white label] // TYPE [printed on a red label], in MNHNP;

- *Acalolepta sumbawana* HOLOTYPE ♀, Sumbawa / Collfs [printed on a whitish label] // *Acalolepta / sumbawana / mihi* Typ. / Breuning dét. [handwritten by Breuning and printed on a white label] // TYPE [printed on a red label], in MNHNP;

- *Acalolepta savoensis* HOLOTYPE ♂, Savu I. / VIII-[18]96 / [P.] Everett [printed on a whitish label] // *Acalolepta / savoensis / mihi* Typ. / Breuning dét. [handwritten by Breuning and printed on a white label] // TYPE [printed on a red label], in MNHNP;

- 1 ♀, N[ew] Gales // Acquisition / du Muséum 1925 / 3386 // 15528, in MNHNL;

- 1 ♀, Solomon Is., Bellona, 7.III.1998, on a dry tree in daytime, C. A. Casadio lgt., in CFV.

Acalolepta ampliata (Gahan, 1888)

- 1 ♂, Iles Salomon, *Orsidis ampliatus* Gah., Acquisition du Muséum 1922, 2231, 14795, in MNHNL;

- 1 ♂, 1 ♀, Solomon Islands, Guadalcanal, Honiara reg., Lunga river env., 5–15 km south of Barana vill., 20-XI/15-XII-2013, St. Jakk lgt., in CFV;

- 1 ♀, Malaita, Auki, Ngdaifiy village, 26-III-1998, C. A. Casadio lgt., in CFV;

- 1 ♀, Savo Island (Centr. Prov.), Sasiaka village, 18/25-VII-2008, local collector, in CAW;

- 1 ♂ Temotu, Reef, I-2005, loc. coll. lgt., in CPL;

- 3 ♂, 1 ♀, Temotu, Santa Cruz, 9-XII-2004, in CFV.

Acalolepta nivosa (White, 1858)

- 1 ♀: Sri Lanka, Kandy, VIII-1989, in CGD;

- 1 ♂, Pakistan, Kohat, Darra Adam Kehl, VII-2022, ex coll. A. Filatov, in CFV.

Remarks. – The subgenus *Pilohammus* (type species: *Monohammus mixtus* Hope, 1841) was erected for those *Acalolepta* species showing the scape provided with scattered recumbent setae of contrasting colour and male protibiae with a simple furrow (Vitali, 2019). Additional characters were the pronotal disc depressed and provided with three elevated bulges and elytra apically truncated and parallel-sided in both sexes. This subgenus included *Acalolepta mixta* and *A. ampliata* and seemed naturally widespread in Australia, Solomon Islands and Vanuatu, though the former species was sometimes intercepted in eastern Asia (Vitali, 2017c). The existence of further species belonging to this subgenus was hypothesized in Papua New Guinea (Vitali, 2019).

A closer examination of *Metopides* revealed that this genus shares the same characters of *Pilohammus*, especially the peculiar pubescence of the scape.



Fig. 8. *Orsidis dispar* Pascoe, 1866, male, Syntype (BMNH). **Fig. 9.** *Orsidis unicolor* Fisher, 1935. **9a.** Male, Paratype. **9b.** Original labels (BMNH).




Fig. 10. *Metopides paradoxus* Hüdepohl, 1992. **10a.** Male. **10b.** Detail of the scape (CFV).

Fig. 11. *Metopides ampliatus* (Gahan, 1888), detail of the scape (CFV).

Fig. 12. *Metopides mixtus* (Hope, 1841), detail of the scape (CFV).

Fig. 13. *Metopides nivosus* (White, 1858). **13a.** Male (CFV). **13b.** Female, detail of the scape (CGD).

These peculiar recumbent setae are present on the scape and legs of *Metopides* (Fig. 10b), *Acalolepta ampliata* (Fig. 11) and *A. mixta* (Fig. 12). In *A. ampliata*, they also cover antennomeres III–IV or V. Furthermore, the apex of the femora and the base of the tibiae are covered with light pubescence as in *Metopides*. However, neither Breuning (1944b) nor HÜDEPOHL (1992) remarked on these characters.

These peculiar setae are also present on legs and scape of *Acalolepta nivosa* but they are little visible on the scape since they show about the same colour of the ground pubescence (Fig. 13b). The setae on legs are instead clearly visible and analogue to those of *Metopides*. This species also shows small lower eye-lobes, relatively short antennae, flattened elytra, rounded elytral apex and pronotum with three bulges (Fig. 13a). The apex of femurs and the base of tibiae are covered with yellow pubescence as in *Metopides*. Consequently, *A. nivosa* finds a better classification into the genus *Metopides*.

A. mixta shows four elytral spines and the most transverse pedicel, looking to be the most evolved species of the group. The elytral spines seem, however, a synapomorphic character, since they are common to several genera that evolved spined species in the Australian fauna, e.g., *Acalolepta*, *Pachydissus* and *Trirachys*.

Interestingly, Hüdepohl (1992) remarked that Breuning's key (1943a) was misleading since *Metopides* does not show any mesosternal tubercle and thus, it is close to *Acalolepta*. According to HÜDEPOHL, *Metopides* differs from *Acalolepta* in the scape deeply incised at the apex, the thinner lower eye-lobes, and the wrinkled pronotum and frons. Actually, these features are more or less present in many *Acalolepta* species. In

contrast, the characters of the scape, protibiae, pronotum and elytral shape reveal that *Pilohammus* is more related to *Metopides* than to *Acalolepta*.

Other characters separating *Metopides* from *Pilohammus*, i.e., smaller lower eye-lobes, shorter antennae, less flattened elytra and rounded elytral apex, seem to constitute a gradation without forming a clear separation between these species. Thus, *Metopides* should be considered as senior synonym of *Pilohammus*.

In conclusion, *Metopides* includes at least the following five species:

Metopides occipitalis Pascoe, 1866 (type-species)

Metopides paradoxus Hüdepohl, 1992

Metopides mixtus (Hope, 1841) **n. comb.**

Metopides ampliatus (Gahan, 1888) **n. comb.**

Metopides nivosus (White, 1858) **n. comb.**

Distribution. – Currently, *Metopides* shows a distribution from Pakistan to the Solomon Islands, through India, Sri Lanka, Thailand, Malaysia, Sumatra, Borneo, Sulawesi and Australia. Considering this very wide distribution, the genus is likely reasonably ancient and further species might be attributed to the genus.

Jeanvoinea annulipes Pic, 1934

(Fig. 14)

Examined material

Jeanvoinea annulipes Pic, 1934

HOLOTYPE ♀, TONKIN / *Chapa* / 9.V.1918 / JEANVOINE [printed and handwritten on a black framed label] // *Jeanvoinea* / n. gen /

annulipes / n sp. [handwritten by Pic] // type [handwritten by Pic] // type [printed on a red label] in MNHNP (Fig. 13a).

Acalolepta flocculata paucisetosa (Gressitt, 1938)

- 1 ♂, Vietnam, Yên Bái Mù Cang Chải, V-, in CWT;

- 1 ♂ (Fig. 13b–c), 1 ♀, Laos, Hua-Phan, Mt. Phu Pane, Ban Saleui, 1/20-V-2014, S. Jakl lgt., in CFV;

- 1 ♂, ditto, 1-V-2012, loc. coll., in CXG;

- 1 ♀, ditto, 1-VII-2013, loc. coll., in CXG,

- 1 ♀, ditto, 15.IV.2017, in CGC.

Remarks. – Pic (1934) described *Jeanvoinea annulipes* based on a female (Fig. 14a), comparing it to *Aristobia* Thomson and evidencing the annulated knees, the origin of the specific epithet. This species was in all likelihood unknown to Breuning (1944a), who provided a scarcely characterised description and, especially, did not add the description of the male, actually well-known at that time.

In fact, though both Pic (1934) and Breuning (1944a) did not remark on this significant detail, the holotype of *Jeanvoinea annulipes* shows a scape covered with scattered recumbent setae of contrasting colour. The same character and the typical annulated knees are also present in *Monochamus flocculatus* Gressitt, 1935 (Figs 14b–c).

Gressitt (1938) transferred this last species to *Dihammus*, but Breuning (1944e) considered doubtful this taxonomic position. Nonetheless, he did not remark on the similarity with *Jeanvoinea*. Afterwards, Breuning (1961a) transferred it to *Acalolepta*, but Weigel (2012) re-transferred it to *Monochamus*, due to the open cicatrix of the scape. Actually, the genus *Monochamus* is characterised by a close cicatrix.

The examination of the holotype of *Jeanvoinea annulipes* has revealed that this species is nothing other than the female of *Monochamus flocculatus*. In particular, since Gressitt (1935) described *M. flocculatus* from the Taiwanese subspecies, *Jeanvoinea annulipes* is synonym of the continental subspecies *paucisetosus* Gressitt, 1938. The species epithet *flocculatus* has to be conserved but it must be used for the Taiwanese subspecies of *Jeanvoinea annulipes*.

Consequently, the following taxonomic changes are introduced:

Jeanvoinea annulipes Pic, 1934

= *Dihammus flocculatus paucisetosus* Gressitt, 1938 n. syn.

Jeanvoinea annulipes annulipes Pic, 1934

= *Dihammus flocculatus paucisetosus* Gressitt, 1938: 154.

= *Acalolepta flocculata paucisetosa* Breuning, 1961a: 372.

= *Acalolepta flocculata paucisetosus* [sic]: Hua *et al.*, 2009: 331 missp.

= *Monochamus flocculatus* Weigel, 2012: 410.

Jeanvoinea annulipes flocculata (Gressitt, 1935) n. comb.

= *Monochamus flocculatus* Gressitt, 1935: 188 or. comb.

= *Dihammus flocculatus* Gressitt, 1938: 154.

= *Dihammus flocculatus flocculatus* Gressitt, 1951: 400.

= *Acalolepta flocculata flocculata* Breuning, 1961a: 372.

= *Acalolepta flocculatus* [sic] Hua *et al.*, 2009: 331 missp.

An updated description of the genus *Jeanvoinea*, including the description of the male, is added below:

Description. – Body relatively stout, covered with a dense golden and dark brown pubescence forming strongly changing patterns according to the direction of the light. Frons not trapezoidal; antennae annulated at base, with some recumbent setae but not evidently fringed; scape gently bowed, covered with scattered recumbent setae of contrasting colour, its apex rounded with open cicatrix; antennomere III longer than scape or than IV; antennomeres III–IV inflated and flattened in male, normal in female. Pronotum with a strong lateral spine. Elytra

strongly uneven, without humeral spine or granules at base. Procoxal cavities posteriorly closed; prosternum regularly rounded; mesosternum strongly rounded anteriorly. Mesotibiae distinctly furrowed; apex of femora and base of tibiae covered with yellow pubescence; claws divergent (“divariqués” according to Breuning).

Differential diagnosis. – *Jeanvoinea annulipes* shows recumbent setae on the scape and legs analogous to those of *Metopides* (Fig. 14b). The elytral shape and proportions are also analogous to those of *Metopides*, while the scape is bowed similar to *Metopides paradoxus* and *M. ampliatus*. Moreover, closely observing *Metopides* species, all show knees covered with light pubescence. Interestingly, the same character can be observed in *Acalolepta subbasicornis* (Breuning, 1960) and *Trachystolodes tonkinensis* Breuning 1943, both widespread in Indochina, but the scape does not show recumbent light-coloured setae in these species.

Nonetheless, *Jeanvoinea* also shows a completely different elytral surface (strongly uneven and covered with bronze metallic pubescence) and antennomeres III–IV inflated and flattened in males. Thus, *Jeanvoinea* is more related to *Metopides* than to *Acalolepta* but it deserves to constitute a peculiar genus, possibly derived from *Metopides*.

Distribution. – *Jeanvoinea annulipes* is presently known from continental China, Vietnam, Laos and India (nominotypical form) and Taiwan (ssp. *flocculata*). Except for Vietnam, all countries are new records for this species, which was never recorded from Laos under *A. flocculata paucisetosa* either (Hua *et al.*, 2009).

Pseudodihammus borneensis (Breuning, 1961) n. comb.

(Fig. 15)

= *Jeanvoinea borneensis* Breuning, 1961b: 311 (Indonesia, Kalimantan) or. comb.

Examined material

- 1 ♂, Malaisia; Perak, Tapah Hills, 15-V-2013, in CGC;

- 2 ♂, 1 ♀, Borneo, in CDH, C. Holzschuh det. (compared with the holotype).

Remarks. – This large species similar to *Acalolepta* has nothing to do with *Jeanvoinea*. Moreover, it shows a prominent mesosternal process (Fig. 15b) and no granules on the elytral base that attributes it to the genus *Pseudodihammus* Breuning, 1936.

The only species of this genus – *Pseudodihammus albicans* Breuning, 1936 – is also widespread in Borneo and shows a similar black-white spotted pattern on the elytra. Considering the variability of the observed specimens, these species (both described on females) might also be synonyms, but the types could not closely be compared.

Acknowledgements

This article could not have been published without the kind collaboration of some colleagues. I am grateful to Arvīds Barševskis (Daugavpils University, Latvia), who sent me the holotype of *Acalolepta longicornis barsevskisi* n. ssp. Many thanks to Gérard Chemin, Champigny-sur-Marne (France) for the pictures of the holotype of *Acalolepta parabolonica* preserved in the MNHN Paris (France) and for the data and the picture of the specimens of his collection, as well as to Christophe Rivier (MNHN Paris) for having made available the photographs of the holotype of *Jeanvoinea annulipes*. A special thanks to Alain Drumont, RBINS Brussels (Belgium) for his friendly welcome at the Institute and to Wouter Dekoninck (RBINS – Scientific Heritage Service) for the permission to



Fig. 14. *Jeanvoinea annulipes* Pic, 1934.

14a. Female, Holotype. 14b. Original labels (MNHNP). 14c. Male. 14d. Male, detail of the scape (CFV). 14e. Genitalia.



Fig. 15. *Pseudodihammus borneensis* (Breuning, 1961).

15a. Male. 15b. Detail of the mesosternal tubercle (CGC).

publish the picture of the holotypes of *Dihammus timorensis* and *Acalolepta australis keyensis* as well as the “allotype” of *Dihammus similis*. I also thank the friends of the international forum www.cerambycoidea.com, Gontran Drouin (Sainte-Hénédiine, Canada), Xavier Gouverneur (Rennes, France), Daniel Heffern (Houston, USA), Vitali Nagirnyi (Tartu, Estonia), William Tyson (Coarsegold, USA) and Andreas Weigel (Wernburg, Germany) for sharing the data of their collections. A warm thanks to Gildo Passera, Andrey Kravtsov and Aleks Filatov for the difficulties overcome to send me the specimen of *Metopides nivosus* cited in this article. Finally, I am grateful to Larry Bezark (Sacramento, USA) and Jean-Philippe Roguet (Nogent-sur-Marne, France) for providing suggestions and constructive criticism, which have improved the manuscript, as well as Lionel Delaunay (Saint-Étienne, France) for his precious collaboration.

References

- Aurivillius C., 1924. – Neue oder wenig bekannte Coleoptera Longicornia. 19. *Arkiv för Zoologi*, 15 (25): 437-479.
- Aurivillius C., 1925. – Neue oder wenig bekannte Coleoptera Longicornia. 21. *Arkiv för Zoologi*, 18A (9): 503-524.
- Breuning S. von, 1935. – Novae species Cerambycidarum. II. *Folia Zoologica et Hydrobiologica*, 7 (2): 241-254.
- Breuning S. von, 1938. – Nouveaux Cerambycidae (Col.). *Novitates Entomologicae*, 9: 30-63.
- Breuning S. von, 1943a. – Études sur les Lamiarés (Col. Ceramb.) Douzième Tribu: Agniini Thomson. *Novitates Entomologicae*, 3 suppl., fasc. 89: 137-144.
- Breuning S. von, 1943b. – Études sur les Lamiarés (Col. Ceramb.) Douzième Tribu: Agniini Thomson. *Novitates Entomologicae*, 3 suppl., fasc. 100: 225-232.
- Breuning S. von, 1944a. – Études sur les Lamiarés (Col. Ceramb.) Douzième Tribu: Agniini Thomson. *Novitates Entomologicae*, 3 suppl., fasc. 118: 369-376.
- Breuning S. von, 1944b. – Études sur les Lamiarés (Col. Ceramb.) Douzième Tribu: Agniini Thomson. *Novitates Entomologicae*, 3 suppl., fasc. 119: 377-384.
- Breuning S. von, 1944c. – Études sur les Lamiarés (Col. Ceramb.) Douzième Tribu: Agniini Thomson. *Novitates Entomologicae*, 3 suppl., fasc. 130: 465-472.
- Breuning S. von, 1944d. – Études sur les Lamiarés (Col. Ceramb.) Douzième Tribu: Agniini Thomson. *Novitates Entomologicae*, 3 suppl., fasc. 131: 473-480.
- Breuning S. von, 1944e. – Études sur les Lamiarés (Col. Ceramb.) Douzième Tribu: Agniini Thomson. *Novitates Entomologicae*, 3 suppl., fasc. 133: 489-496.
- Breuning S. von, 1961a. – *Catalogue des Lamiarés du Monde*. Verlag des Museums G. Frey, Tutzing bei München (5): 287-382.
- Breuning S. von, 1961b. – Neue Cerambyciden aus den Sammlungen des Zoologischen Museums der Humboldt-Universität zu Berlin (Coleoptera, Cerambycidae). *Mitteilungen aus dem Zoologischen Museum in Berlin*, 37 (2): 297-328.
- Breuning S. von, 1965. – Neue Cerambyciden aus den Sammlungen des Zoologischen Museums der Humboldt-Universität zu Berlin (Coleoptera, Cerambycidae) Fünfter Teil. *Mitteilungen aus dem Zoologischen Museum in Berlin*, 41 (2): 177-182.
- Breuning S. von, 1980. – Nouveaux Lamiinae de Nouvelle-Guinée [Col. Cerambycidae]. *Bulletin de la Société Entomologique de France*, 85 (5-6): 130-134.
- Cools J., 1993. List of typical material preserved in the entomological collections of the Royal Belgian Institute of Natural Sciences. Coleoptera, Cerambycoidea, Cerambycidae. VIII. Subfamily Lamiinae. *Working Documents of the Royal Belgian Institute of Natural Sciences*, 74: 1-115.
- Fisher W. S., 1935. – Cerambycidae from Mount Kinabalu. *Journal of the federated Malay States Museum, Kuala Lumpur*, 17 (30): 581-631.
- Gressitt J. L., 1935. – New species and records of longicorns from Formosa (Coleoptera: Cerambycidae). *The Philippine Journal of Science*, 57 (2): 181-194.
- Gressitt J. L., 1935. – New Longicorn Beetles from China, VI (Coleoptera: Cerambycidae). *Lingnan Science Journal*, 17 (2): 151-159.
- Gressitt J. L., 1951. – *Longicorn beetles of China*. Longicornia 2, Paris: 667 pp. + 22 Tab.
- Hua L.Z., Nara H., Samuelson G. A. & Lingafelter S.W., 2009. – Iconography of Chinese Longicorn Beetles (1406 Species) in Color. Sun Yat-sen University Press, Guangzhou, 474 pp.
- Hüdepohl K.-E., 1988. – Über südostasiatische Cerambycidae, II. Die philippinischen Arten der Gattung *Acalolepta* Pascoe, 1858. (Coleoptera, Cerambycidae, Lamiinae, Lamiini). *Entomofauna Zeitschrift für Entomologie*, 9 (11): 241-254.
- Hüdepohl K.-E., 1992. – Über südostasiatische Cerambyciden X (Coleoptera, Cerambycidae). *Entomofauna Zeitschrift für Entomologie*, 13 (25): 409-421.
- Pascoe F. P., 1866. – Longicornia Malayana ; or, a descriptive catalogue of the species of the three Longicorn Families Lamiidae, Cerambycidae and Prionidae collected by Mr. A. R. Wallace in the Malay Archipelago. (Part III). *The Transactions of the Entomological Society of London*, 3 (3): 225-336, pls X-XV.
- Pic M., 1934. – Nouveautés diverses. *Mélanges Exotico-Entomologiques* 63: 1-36.
- Vitali F., 2010. – Taxonomic and synonymic notes about some Indonesian species of the genus *Acalolepta* Pascoe, 1858 (Coleoptera: Cerambycidae, Lamiini). *Suara Serangga Papua*, 4 (4): 94-98.
- Vitali F., 2011. – Notes on the genus *Acalolepta* Pascoe, 1858 (Coleoptera: Cerambycidae) from Indonesian Papua and the Moluccas. In Telnov D., *Biodiversity, Biogeography and Nature conservation in Wallacea and New Guinea 1*, The Entomological Society of Latvia. Riga: 291-297 + Pl. 40-43.
- Vitali F., 2016. – The Philippine *Acalolepta*-species of the group *rusticatrix* (Coleoptera, Cerambycidae). *Les Cahiers Magellanes*, N.S., 21: 30-37.
- Vitali F., 2017a. – New *Acalolepta* from the Philippines. 2 (Coleoptera, Cerambycidae). *Lambillionea*, 117 (1): 4-6.
- Vitali F., 2017b. – The *Acalolepta*-species of the group *antenor* (Coleoptera, Cerambycidae). *Les Cahiers Magellanes*, N. S., 25: 66-84.
- Vitali F., 2017c. – Taxonomic notes on *Acalolepta mixta* (Hope, 1841) and *Acalolepta vastator* (Newman, 1847) (Coleoptera: Cerambycidae). In Telnov D., *Biodiversity, Biogeography and Nature conservation in Wallacea and New Guinea 3*, The Entomological Society of Latvia. Riga: 581-586 + Pl. 125.

- Vitali F., 2018. – The *Acalolepta australis* species-group, with revalidation of *Dihammus* Thomson, 1864 as a subgenus (Coleoptera, Cerambycidae). *Les Cahiers Magellanes*, N.S., 31: 25-39.
- Vitali F., 2019. – Taxonomic notes about some Indo-Australian Lamiini, especially for the genus *Acalolepta* Pascoe, 1858 (Coleoptera, Cerambycidae). *Les Cahiers Magellanes* N. S., 35: 58-72.
- Vitali F., 2022. – A study of the *Acalolepta permutans* species group (Coleoptera, Cerambycidae). *Faunitaxys*, 10 (59): 1-7.
- Vitali F. & Fahri F., 2019 – A taxonomic revision of the *Acalolepta* species from Sulawesi (Coleoptera, Cerambycidae). *Baltic Journal of Coleopterology*, 19 (2):167-177.
- Weigel A., 2012. – Beitrag zur Bockkäferfauna von Arunachal Pradesh (Indien) mit Beschreibung einer neuen Art aus der Gattung *Acalolepta* Pascoe, 1858 (Insecta: Coleoptera: Cerambycidae). In: Hartmann M. & Weipert J. (Ed.). Biodiversität und Naturlausstattung im Himalaya IV. *Verein der Freunde und Förderer des Naturkundemuseums Erfurt e. V.*: 405-411+ pls XXV-XXXIII.

Résumé

Vitali F., 2024. – Note taxonomique sur les Lamiini Indo-Australiens (Coleoptera Cerambycidae) (Coleoptera Cerambycidae). *Faunitaxys*, 12(43): 1 – 11.

Plusieurs espèces décrites dans le genre *Acalolepta* Pascoe, 1858 ont été analysées. *Acalolepta aesthetica* (Olliff, 1890); *A. artensis* (Montrouzier, 1861); *A. blairi* (Breuning, 1935); *A. bolanica* (Aurivillius, 1925); *A. gracilis* (Breuning, 1938); *A. puncticeps* (Breuning, 1938); *A. riouensis* (Aurivillius, 1924); *A. sculpturata* (Aurivillius, 1924); *A. timorensis* (Breuning, 1935) et *A. tugelensis* Breuning, 1970 sont transférés au sous-genre *Dihammus* Thomson, 1864. *Dihammus bolanicus* Aurivillius, 1925 (actuellement, *A. bolanica*) est considéré comme synonyme plus ancien de *A. parabolanica* Breuning, 1980 **n. syn.** *Dihammus timorensis* Breuning, 1935 (actuellement, *A. timorensis*) est considéré comme synonyme plus ancien de *Dihammus similis* Breuning, 1938 **n. syn.** (actuellement, *A. similis*), les deux décrits du Timor. Sa description est mise à jour. Nouvelles données morphologiques sur *A. (Dihammus) longicornis keyensis* Breuning, 1965 et *A. (Dihammus) longicornis timorlautensis* (Breuning, 1935) sont décrits. *A. (Dihammus) longicornis barsevskisi* **n. ssp.** de Babar (Moluques, Indonésie) et *A. (Dihammus) sexplagiata* **n. sp.** de Célèbes sont décrites. *Orsidis dispar* Pascoe, 1866 (actuellement *A. dispar*) est considéré comme synonyme plus ancien d'*Orsidis unicolor* Fisher, 1935 **n. syn.** (actuellement, *A. unicolor*), les deux décrits de Bornéo. *Metopides* Pascoe, 1866 est considéré comme synonyme plus ancien de *Pilohammus* Vitali, 2019 **n. syn.** et trois espèces sont transférées d'*Acalolepta*, ce qui donne les nouvelles combinaisons suivantes : *Metopides mixtus* (Hope, 1841); *Metopides ampliatus* (Gahan, 1888) et *Metopides nivosus* (White, 1858). *Jeanvoinea annulipes* Pic, 1934 est reconnu comme synonyme plus ancien de *Dihammus flocculatus paucisetosus* Gressitt, 1938 **n. syn.** (actuellement, *Acalolepta flocculata paucisetosa*). *Jeanvoinea annulipes annulipes* est signalé pour la première fois de Chine, du Laos et de l'Inde. La nouvelle combinaison *Jeanvoinea annulipes flocculata* (Gressitt, 1935) est introduite pour la sous-espèce taïwanaise. Les organes génitaux masculins de ce genre sont montrés pour la première fois. *Jeanvoinea borneensis* Breuning, 1961 est transféré au genre du Bornéo *Pseudodihammus* Breuning, 1936 et *Pseudodihammus borneensis* (Breuning, 1961) **n. comb.** est introduit.

Mots-clés. – Coleoptera, Cerambycidae, Lamiinae, *Acalolepta*, *Metopides*, *Jeanvoinea*, *Pseudodihammus*, taxonomie, systématique, nouvelle espèce, nouvelle sous-espèce, description, Indo-Australienne.

Derniers articles publiés

- Vives E., 2024. – Cerambycidos nuevos o interesantes de Vietnam (Coleoptera, Cerambycidae) (Pars 11). *Faunitaxys*, 12(34) : 1 – 4. [https://doi.org/10.57800/faunitaxys-12\(34\)](https://doi.org/10.57800/faunitaxys-12(34))
- Keith D., Pham P.V. & Sabatinelli G., 2024. – Description d'une remarquable nouvelle espèce du genre *Eotrichia* Medvedev, 1951 (Coleoptera: Scarabaeidae, Melolonthinae, Rhizotrogini). *Faunitaxys*, 12(35): 1 – 4. [https://doi.org/10.57800/faunitaxys-12\(35\)](https://doi.org/10.57800/faunitaxys-12(35))
- Sabatinelli G. & Pham P.V., 2024. – A new species of *Didrepanephorus* Wood-Mason, 1878 from Vietnam with notes on the genus (Coleoptera: Scarabaeidae Rutelinae). *Faunitaxys*, 12(36): 1 – 4. [https://doi.org/10.57800/faunitaxys-12\(36\)](https://doi.org/10.57800/faunitaxys-12(36))
- Laguerre M., 2024. – Description of three new species and a new genus of Lithosiini from Dominican Republic (Lepidoptera: Erebiidae: Arctiinae: Lithosiini). *Faunitaxys*, 12(37): 1 – 9. [https://doi.org/10.57800/faunitaxys-12\(37\)](https://doi.org/10.57800/faunitaxys-12(37))
- Chen Z.-T., 2024. – *Cranopygia guizhouensis* **sp. nov.**, a new earwig species of Pygidicranidae (Insecta: Dermaptera) from China. *Faunitaxys*, 12(38): 1 – 4. [https://doi.org/10.57800/faunitaxys-12\(38\)](https://doi.org/10.57800/faunitaxys-12(38))
- Fei-Yi Xin, Hao He, Xiao-Tian Zhong, Yi-Feng Zhang & Zhi-Hao Qi, 2024. – *Lucanus ludivinae*, a newly recorded stag beetle from Vietnam, with a description of a new subspecies (Coleoptera: Lucanidae: Lucaninae). *Faunitaxys*, 12(39): 1 – 7. [https://doi.org/10.57800/faunitaxys-12\(39\)](https://doi.org/10.57800/faunitaxys-12(39))
- Soldati F., Barnouin T., Van Meer C., Mouttet R., Vincent A., Bonifait S., Barbéris S. & Etienne S., 2024. – First or new records of non-native beetles in France (Coleoptera: Bostrichidae, Carabidae, Dryophthoridae, Monotomidae, Nitidulidae, Tenebrionidae and Zopheridae). *Faunitaxys*, 12(40): 1 – 12. [https://doi.org/10.57800/faunitaxys-12\(40\)](https://doi.org/10.57800/faunitaxys-12(40))
- Laborieux L., 2024. – A new species of *Tityus* Koch, 1836 (Scorpiones: Buthidae), from the Cordillera Oriental (Colombia). *Faunitaxys*, 12(41): 1 – 9. [https://doi.org/10.57800/faunitaxys-12\(41\)](https://doi.org/10.57800/faunitaxys-12(41))
- Delahaye N., Marazzi G., Marazzi V. & Missori P., 2024. – Synonymy and description of a new species in *Xixuthrus* Thomson, 1864 from Indonesia (Coleoptera, Cerambycidae, Prioninae, Macrotomini, Xixuthrina). *Faunitaxys*, 12(42): 1 – 10. [https://doi.org/10.57800/faunitaxys-12\(42\)](https://doi.org/10.57800/faunitaxys-12(42))

Faunitaxys

Volume 12, Numéro 43, Septembre 2024

SOMMAIRE

Note taxonomique sur les Lamiini Indo-Australiens (Coleoptera Cerambycidae).

Francesco Vitali 1 – 11

CONTENTS

Taxonomic notes about some Indo-Australian Lamiini (Coleoptera Cerambycidae).

Francesco Vitali 1 – 11



Illustration de la couverture : Picture of Gunung Merapi taken near the peak of Gunung Merbabu on the morning of the 8th of July, 2019.

Crédits :

Francesco Vitali : Fig. 1, 3-7, 10-12, 13a & 14c-e

Gérard Chemin : Fig. 2 & 15

Eugenio H. Nearn (USNM) : Fig. 8

K. Matsumoto (BMNH) : Fig. 9

Gontran Drouin : Fig. 13b

Christophe Rivier (MNHNP) : Fig. 14a-b

https://commons.wikimedia.org/wiki/File:Gunung_Merapi_from_Merbabu.jpg : couverture.