



HAL
open science

**NEW STRATEGIES AND NEW CHALLENGES FOR
PESTICIDE STUDIES: HOW TO COMBINE THE
PRESERVATION OF OUR ENVIRONMENT AND
SUSTAINABLE AGRICULTURE? Pesticide
contamination patterns in Montagu's harrier (*Circus
pygargus*) chicks**

Elva Fuentes, Jérôme Moreau, Anaïs Rodrigues, Maurice Millet, Vincent
Bretagnolle, Karine Monceau

► **To cite this version:**

Elva Fuentes, Jérôme Moreau, Anaïs Rodrigues, Maurice Millet, Vincent Bretagnolle, et al.. NEW STRATEGIES AND NEW CHALLENGES FOR PESTICIDE STUDIES: HOW TO COMBINE THE PRESERVATION OF OUR ENVIRONMENT AND SUSTAINABLE AGRICULTURE? Pesticide contamination patterns in Montagu's harrier (*Circus pygargus*) chicks. Environmental Science and Pollution Research, In press, 10.1007/s11356-024-34937-9 . hal-04701320

HAL Id: hal-04701320

<https://hal.science/hal-04701320v1>

Submitted on 20 Sep 2024

HAL is a multi-disciplinary open access archive for the deposit and dissemination of scientific research documents, whether they are published or not. The documents may come from teaching and research institutions in France or abroad, or from public or private research centers.

L'archive ouverte pluridisciplinaire **HAL**, est destinée au dépôt et à la diffusion de documents scientifiques de niveau recherche, publiés ou non, émanant des établissements d'enseignement et de recherche français ou étrangers, des laboratoires publics ou privés.

Pesticide contamination patterns in Montagu's harrier (*Circus pygargus*) chicks

Elva Fuentes

elva.fts@gmail.com

CEBC: Centre d'Etudes Biologiques de Chize <https://orcid.org/0000-0003-0536-8296>

Jérôme Moreau

Université de Bourgogne: Université de Bourgogne

Anais Rodrigues

ICPEES: Institut de Chimie et Procédés pour l'Énergie l'Environnement et la Santé

Maurice Millet

ICPEES: Institut de Chimie et Procédés pour l'Énergie l'Environnement et la Santé

Vincent Bretagnolle

CEBC: Centre d'Etudes Biologiques de Chize

Karine Monceau


CEBC: Centre d'Etudes Biologiques de Chize

Research Article

Keywords: Biomonitoring, Farmland bird, Fungicide, Herbicide, Insecticide, Multiresidue pesticide analysis

Posted Date: April 9th, 2024

DOI: <https://doi.org/10.21203/rs.3.rs-3797663/v1>

License:  This work is licensed under a Creative Commons Attribution 4.0 International License. [Read Full License](#)

Abstract

Biomonitoring of persistent pesticides in birds of prey has been carried out for decades, but few studies have investigated their relevance for the monitoring of non-persistent pesticides. Herein, we determined the contamination patterns of multiple pesticides in Montagu's harrier (*Circus pygargus*) chicks in an intensive farming area of southwestern France. Blood samples from 55 chicks belonging to 22 nests in 2021 were assessed for 104 compounds (herbicides, fungicides, insecticides, safeners and synergists). All chicks had at least one herbicide in their blood, and half had at least two compounds. The 28 compounds detected comprised 10 herbicides, 12 fungicides, 5 insecticides and 1 synergist. Mixtures in blood were predominantly composed of herbicides, and six chicks presented a mixture of the three pesticide classes. The most prevalent compounds were sulcotrione (96% of chicks), tebutam (44%) and chloridazon (31%), of which the latter two had been banned in France for 19 and 3 years, respectively, at the time of sampling. Most compounds are considered non-acutely toxic but sulcotrione is potentially carcinogenic, mutagenic and reprotoxic, raising questions about the effects on the health of nestlings. Biomonitoring of multiple pesticides through Montagu's harrier chicks in agroecosystems is clearly relevant because it reflects the general pattern of agricultural pesticide use in the study area. It also raises questions about exposure pathways in chicks, and further investigations are needed to disentangle the roles of dietary routes and maternal transfer for the established pesticide contamination patterns.

Introduction

Agricultural intensification in the 1950s led to the massive use of chemical inputs as fertilisers and pesticides (Chamberlain et al. 2000; Stanton et al. 2018). Pesticides are now found in all compartments of agroecosystems including soils, earthworms, bees, nectar, small mammals and birds, years after being banned in some cases (Wintermantel et al. 2020; Fritsch et al. 2022; Pelosi et al. 2022; Fuentes et al. 2023). These products are the main drivers of declining farmland bird populations and have been associated with human diseases (Xu et al. 2022; Rigal et al. 2023). In a *One Health* context, determining pesticide contamination levels in wild species could facilitate estimation of human exposure to such contaminants (García-Fernández et al. 2020). In this regard, biomonitoring, which consists in the monitoring of the quality of an environment through wildlife, is crucial. In fact, biomonitoring of contaminants using bird species has been carried out for decades (Newton et al. 1993; Becker et al. 1994; Dauwe et al. 2002; Bustnes et al. 2007). Although most research has focused on heavy metals and persistent pollutants in seabirds and raptors (Albert et al. 2019; Helander et al. 2008; Crosse et al. 2012), attention is now being paid to biomonitoring of non-persistent pesticides – those not belonging to persistent organic pollutants (POPs) – in birds (Humann-Guillemot et al. 2019, 2021; Badry et al. 2022; Fuentes et al. 2023). Birds have multiple advantages that make them valuable candidates as bioindicators; their biology and ecology are well known, they occupy various positions in the food chain, and they are easier to sample using non-lethal methods than many other taxa that may need to be destroyed (Becker 2003; García-Fernández et al. 2020). Among the different sampling methods, feathers and deserted eggs have been widely used as they constitute non-invasive methods (Becker et al. 1994, 2003; Burger & Gochfeld 1997; Espín et al. 2016). However, feathers may reflect past contamination from another site because contaminant deposition into feathers occurs as they grow (Espín et al. 2016), and eggs only reflect contamination of part of a population, namely breeding females (Pacyna-Kuchta 2023). More recently, blood sampling has received much attention because it reflects short-term exposure to contaminants (Espín et al. 2016), addressing one of the drawbacks of using birds as bio-indicators: their high mobility that may not reflect local environmental contamination (Becker 2003). Moreover, since only a small amount of blood is required for analyses, it allows the sampling of any individual from a population throughout the year. Together, these characteristics make blood a highly efficient matrix for biomonitoring (Espín et al. 2016; Pacyna-Kuchta 2023).

Birds of prey are particularly interesting as bio-indicators as they occupy high positions in trophic chains, making them vulnerable to biomagnification of contaminants (DesGranges et al. 1998; Voorspoels et al. 2007). Their populations have suffered severe declines since the 1960s due to acute poisoning by rodenticides, as well as the effects of POPs such as DDT (Ratcliffe 1967, Furness et al. 1989; Newton & Wyllie 1992, Fremlin et al. 2020). Various studies have highlighted their potential for biomonitoring programs at large scales, most notably in Europe (Gomez-Ramirez et al. 2014; Badry et al. 2020; González-Rubio et al. 2021). Montagu's harrier (*Circus pygargus*) is a valuable candidate for pesticide biomonitoring because this raptor is a specialist predator of agroecosystems. Individuals nest on the ground in cereal crops, exposing eggs and chicks to pesticides present in the culture. The chicks are altricial, which exposes them to contaminants through contact with the soil and crops, through the air, and through the diet during the ~ 4 weeks they spend in the nest before fledging. Parents mainly bring common voles (*Microtus arvalis*) to their chicks, alongside orthopteran insects and passerine birds as alternative prey (Salamolard et al. 2000), which can themselves be contaminated with pesticides. Although adult Montagu's harriers may be exposed to pesticide contamination in their wintering areas, chicks are mostly naïve in terms of pesticide contamination, except in cases of maternal transfer of certain molecules since females may detoxify themselves through egg-laying (Mineau 1982). Even so, contamination patterns in chicks are expected to largely reflect exposure to pesticide contamination in their local environment. The aim of

the present study was thus to investigate to what extent Montagu's harrier chicks in an intensive farming area were contaminated by pesticides through blood sampling to specifically reflect their recent contamination.

Materials and Methods

Study area

The Long-Term Socio-Ecological Research Zone Atelier Plaine & Val de Sèvre (LTSER ZAPVS) is a 435 km² area of intensive farming located in southwestern France (46°11' N, 0°28' W). The ZAPVS landscape is mainly composed of winter cereal crops (41.5%) and other dominant crops including sunflower (10.4%), corn (9.6%) and oilseed rape (8.3%) based on average cover for 2009–2016 (Fig. 1) (Bretagnolle et al. 2018). Meadows and urban areas represent approximately 13.5% and 9.8% of the study area, respectively (Bretagnolle et al. 2018). Organic crop plots in the ZAPVS accounted for ~ 18% of the surface in 2021. Organic farming practices in the area comply with European legislation (Regulation EU, 2018/848 of the European parliament and of the Council of 30 May 2018).

Model species

Montagu's harriers have been monitored since 1994 in the ZAPVS. In this site, their mean productivity is 2.05 fledglings per breeding attempt, mainly depending on the availability of their main prey, common voles (Salamolard et al. 2000; Arroyo et al. 2004), although females can lay up to eight eggs (Arroyo et al. 1998). The incubation period lasts 29 days and chicks hatched asynchronously are reared until they fledge at the age of 30–35 days (Arroyo et al. 2004). Males ensure food provisioning of incubating females and chicks, and females join in with provisioning later in the rearing period (García & Arroyo 2005). Home ranges during the breeding season can stretch up to 100 km², although foraging ranges in the study area are generally ~ 14 km² (Salamolard 1997; Guixé & Arroyo 2011).

Sampling procedure

In 2021, professional ornithologists located and visited Montagu's harrier nests. The locations of nests were recorded on a geographical information system (GIS; QUANTUMGIS 3.22.16; QGIS Development Team, 2023; Fig. 1) using coordinate data. Nests were visited twice before eggs hatched and every week after hatching. At 15 days old (second visit), chicks were banded with an aluminium ring with a unique code provided by the Museum National d'Histoire Naturelle de Paris (France), and sexed according to the colour of their iris, grey for males and brown for females (Leroux & Bretagnolle 1996). At 26 ± 2 days old (fourth visit), chicks were carefully caught and released at the nest to collect blood samples. From each chick, a 50 µL blood sample was collected in an Eppendorf tube by puncturing the brachial vein using a sterile needle and heparinised capillaries. Samples were placed in a cooler (0–5°C), transported to the laboratory, and stored at -20°C until further analyses. A total of 55 chicks from 22 nests were sampled with no sex ratio bias observed (26 males and 29 females; binomial test $p = 0.53$).

Multiresidue pesticide analysis

Whole blood samples (i.e., red blood cells and plasma) were analysed following the method developed by Rodrigues et al. (2023). Plant protection products (PPPs) are commonly referred to pesticides, but they are composed of at least one active ingredient (herbicide, fungicide or insecticide) in a mixture with synergists (increasing the actions of pesticides) or safeners (improving herbicide selectivity towards weeds rather than crop plants). The analytical method employed allowed the detection and quantification of 104 compounds, mainly active molecules (i.e., pesticides) among the most used in France, including one synergist (piperonyl butoxide) and one safener (benoxacor). Hereafter, 'pesticide' refers to all compounds searched, including safeners/synergists.

Blood samples were thawed, weighed, mixed with 2 mL dichloromethane and ethyl acetate (1:1), and homogenised by vortexing for 1 min followed by three rounds of sonication for 10 min each time. After each sonication, samples were centrifuged for 5 min, and supernatants were pooled and gently evaporated under a fume hood until reaching a final volume of 500 µL. The resulting extract was stored at -20°C until pesticide level analyses were conducted by liquid chromatography coupled to tandem mass spectrometry (LC/MSMS) and gas chromatography coupled to tandem mass spectrometry (GC/MSMS) using multiple reaction monitoring (MRM) for quantification.

For more volatile compounds, GC/MSMS analyses were conducted using an automatic thermal desorption system (ATD 350, PerkinElmer Corp., Norwalk, CT, USA) connected to a Trace 1300 GC coupled to an ITQ 900 mass spectrometer (Thermo Scientific, Illkirch-Graffenstaden, France). Compounds desorbed by ATD were separated on a Macherey-Nagel OPTIMA XLB capillary column (30 m × 0.25 mm i.d.; 0.25 µm film thickness) with helium as the carrier gas at a constant flow of 1.2 mL min⁻¹. Spectra were obtained in electron impact ionisation (EI) mode at an electron energy of 70 eV.

For less volatile pesticides, LC/MSMS analyses were performed using a TSQ Quantum Access Triple Quadrupole Mass Spectrometer (Thermo Scientific) in heated positive electrospray ionisation (HESI+) mode, coupled with a Thermo Accela 1250 pump and a Thermo Combi Pal autosampler (Thermo Scientific). A Nucleodur C18 Pyramid column (150 mm × 3 mm, 3 µm i.d) was employed for gradient mode analyses using a mobile phase of water and acetonitrile, both containing 0.1% formic acid.

Multiresidue analysis involved the detection and quantification of 104 pesticide molecules in MRM detection mode for both instrumentations. Limit of detection (LOD) and limit of quantification (LOQ) were determined as three and ten times the ratio of the average noise height on either side of a known amount of a compound's peak to the peak height, respectively. The aim was to establish the minimum peak height necessary to distinguish a compound's peak from surrounding noise. LODs and LOQs for all compounds are listed in Table 1.

Table 1

Main properties, analytical methods (GC = ATD-GC-MS/MS; LC = LC-MS/MS), and limit of detection (LOD) and quantification (LOQ) in $\mu\text{g}\cdot\text{mg}^{-1}$ for the 28 compounds detected in the blood of Montagu's harrier (*Circus pygargus*) chicks. Compounds are ordered by pesticide type, then alphabetically. The ban corresponds to prohibition years in France obtained from legislative texts (<https://www.legifrance.gouv.fr/>) accessed on 16 November 2023. DT50 (detection time 50% = time to detect a 50% decrease in pesticide concentration) ranges were obtained from field studies (for more details see Lewis et al., 2016). Model species correspond to birds for which the oral LD50 (lethal dose 50% = quantity of pesticide killing 50% of test animals) was obtained: *Colinus virginianus* (Cv), *Coturnix japonica* (Cj), *Anas platyrhynchos* (Ap) and *Serinus canaria* (Sc). Log P corresponds to the log of the partition coefficient and measures the lipophilicity of molecules (the larger the value, the more lipophilic). Main crops, DT50, Bird LD50, Model species and Log P were compiled from the Pesticide Properties DataBase (PPDB) of the University of Hertfordshire (<http://sitem.herts.ac.uk/aeru/ppdb/en/index.htm>) accessed on 16 November 2023 (Lewis et al., 2016). Major crops were indicated if present in our study area, and in line with plant protection product (PPP) guidelines (<https://ephy.anses.fr/>; accessed 16 November 2023). NA = not applicable when not considered as an active substance of PPPs in Europe.

Type Acronym	Compound	Ban (Year)	Main crops	DT50 range (days)	Bird LD50 ($\text{mg}\cdot\text{kg}^{-1}$)	Model species	Log P	Method	LOD	LOQ
Herbicide										
BFX	Bifenox	No	Cereals	8.3–32.1	> 2000	Cv	3.64	GC	0.0012	0.0038
CABT	Carbetamide	No	Alfalfa, vegetables	8	> 2000	Cv	1.78	LC	0.0053	0.0176
CLD	Chloridazon	Yes (2018)	Beets	3–105	> 2000	Cv	1.19	GC	0.0213	0.0709
MCP	2,4-MCPA	No	Cereals, meadows, linseed	25	377	Cv	-0.81	GC	0.1579	0.5263
MECP	Mecoprop-P	No	Cereals	21	> 500	Ap	-0.19	GC	0.0500	0.1667
MET	Metamitron	No	Beets	11.1	1302	Cj	0.85	GC	0.0577	0.1923
OXD	Oxadiazon	Yes (2018)	Grass	90–330	> 2150	Cv	5.33	GC	0.0086	0.0286
PRZA	Propyzamide	No	Oilseed rape	13.9–271.3	6578	Cj	3.27	GC	0.0021	0.0071
SUL	Sulcotrione	No	Corn, linseed	10.8–89.7	> 1350	Ap	-1.7	LC	0.0021	0.0071
TEB	Tebutam	Yes (2002)	Oilseed rape	60	> 5000	Ap	3	GC	0.0526	0.1754
Fungicides										
BOS	Boscalid	No	Cereals, sunflowers, linseed, peas, vegetables, fruits, vineyards	196–312.2	> 2000	Cv	2.96	GC	0.0005	0.0016
CAD	Carbendazim	Yes (2014)	Cereals, sunflowers, peas, beets, vineyards, soybeans	20–40	> 2250	Cv	1.48	LC	0.0042	0.0140
CYCZ	Cyproconazole	No	Cereals, beets, grass, vineyards	62.1–501.2	94	Cv	3.09	GC	0.0192	0.0639
CYD	Cyprodinil	No	Cereals, fruits	11–98	> 500	Ap	4	GC	0.0011	0.0036
DIF	Difenoconazole	No	Cereals, corn, vegetables,	20–265	> 2150	Ap	4.36	GC	0.0359	0.1196
DIM	Dimethomorph	No	Fruits, vegetables, vineyards	34–54	> 2000	Cv	2.68	GC	0.0072	0.0242

Type Acronym	Compound	Ban (Year)	Main crops	DT50 range (days)	Bird LD50 (mg.kg ⁻¹)	Model species	Log P	Method	LOD	LOQ
DIX	Dimoxystrobin	No	Wheat, oilseed rape	2–39	> 2000	Cv	3.59	GC	0.0038	0.0128
EPOX	Epoxiconazole	Yes (2019)	Cereals, beets	52–226	> 2000	Cv	3.3	LC	0.0027	0.0091
FSZ	Flusilazole	Yes (2008)	Cereals, beets, oilseed rape, fruits	63–240	> 1590	Ap	3.87	GC	0.0144	0.0481
MYB	Myclobutanil	No	Grass, fruits, vineyards	9–66	510	Cv	2.89	GC	0.0214	0.0714
PCH	Prochloraz	No	Cereals, oilseed rape, fruits, grass	28.6–245	662	Cv	3.5	GC	0.0170	0.0568
QUIN	Quinoxifen	Yes (2019)	Cereals, grapes, cucurbits, tomato	13–190	> 2250	Cv	5.1	GC	0.0048	0.0161
Insecticides										
BFT	Bifenthrin	Yes (2019)	Ornamentals, sports fields, lawns	65–125	1800	Cv	6.6	GC	0.0035	0.0116
CLO	Clothianidin	Yes (2018)	Corn, sorghum, fruits	13.3–1386	430	Cv	0.90	LC	0.0103	0.0344
CMT	Cypermethrin	No	Cereals, oilseed rape, vegetables, beets, fruits, grassland	9.3–31.2	> 9520	Ap	5.55	GC	0.0013	0.0042
IND	Indoxacarb	No	Corn, vegetables, fruits	4.9–7.5	73.5	Cv	4.65	GC	0.0069	0.0231
THC	Thiacloprid	Yes (2018)	Beets, corn, vegetables	5.95–16.8	35	Sc	1.26	LC	0.0014	0.0048
Synergist										
PBO	Piperonyl butoxide	NA	NA	13	> 2250	Cv	4.75	GC	0.0004	0.0015

Results

At least one herbicide was detected in all Montagu's harrier chicks, half had at least two compounds in their blood, and one nestling had 16 (Fig. 2). Twenty-eight different compounds were detected (concentrations > LOD) in blood samples: 10 herbicides, 12 fungicides, 5 insecticides and 1 synergist (piperonyl butoxide, PBO; Table 1). Of these, 26 were quantified (concentrations > LOQ). Ten of the pesticides detected were banned for sale and use before sampling in 2021, among which tebutam and flusilazole were banned > 10 years ago (Table 1). Fifteen of the 28 compounds were considered non-acutely toxic because their birds' oral 50% lethal dose (LD50 = quantity of pesticide killing 50% of test animals) was > 2000 mg.kg⁻¹, below the level needed to place them in acute toxicity hazard categories according to EC Regulation No. 1272/2008 (Table 1, and Table S1 and S2 in Supplementary Information). Five substances – carbetamide, propyzamide, dimoxystrobine, sulcotrione and cyproconazole – were considered carcinogenic, mutagenic and reprotoxic (CMR) based on the nomenclature including hazards to the aquatic environment and human health (Order of 22nd December 2022) (Table S2). The distribution of different classes of compounds (herbicides, fungicides, insecticides, and synergists) among chicks is depicted in Fig. 3. Of the 55 nestlings, 36% had at least one fungicide, 18% at least one insecticide, and 9% had the synergist PBO. For 28 nestlings (50%), the mixture of pesticides was composed of only herbicides, and 40 (73%) had a mixture dominated by herbicides. Mixtures combining

herbicides, fungicides and insecticides were found in six chicks, of which one also had PBO (Fig. 3a). In terms of concentrations in blood, the distribution of the four types of compounds varied but herbicides remained predominant for 50 nestlings (91%), while fungicides and insecticides exceeded half of the total concentration for three and one chicks, respectively (Fig. 3b). Occurrences, concentration ranges, and means \pm standard deviations for each compound are listed in Table 2. The most frequent compounds detected were three herbicides: sulcotrione, tebutam and chloridazon, in 53 (96%), 24 (44%) and 17 (31%) nestlings, respectively (Table 2). Sulcotrione had the highest concentrations in blood with a maximum of 3184.67 $\text{pg}\cdot\text{mg}^{-1}$.

Table 2
Compounds detected in the blood of 55 *Circus pygargus* chicks belonging to 22 nests, ordered by occurrence (highest to lowest). Means, standard deviation (SD), and minimum and maximal values were obtained from concentrations quantified in $\text{pg}\cdot\text{mg}^{-1}$ in chicks' blood (i.e., values < LOD were excluded from calculations). Acronyms are explained in Table 1.

Compound	Detection (number of chicks)	Percentage	Mean \pm SD	Min	Max
SUL	53	96.36%	1111.78 \pm 540.67	312.42	3184.67
TEB	24	43.64%	64.62 \pm 49.77	13.81	180.24
CLD	17	30.91%	121.02 \pm 125.90	35.96	563.10
DIF	15	27.27%	240.02 \pm 317.74	31.68	1213.55
BFX	10	18.18%	<LOQ	-	-
MET	8	14.55%	25.01 \pm 28.29	3.28	88.34
CAD	7	12.73%	97.50 \pm 81.21	0.216	258.29
PBO	5	9.09%	36.30 \pm 22.48	12.60	70.67
BOS	3	5.45%	1369.09 \pm 819.48	791.50	2307.00
CLO	3	5.45%	929.30 \pm 1268.76	189.92	2394.32
CYCZ	3	5.45%	70.04 \pm 69.82	13.65	148.13
DIM	3	5.45%	241.49 \pm 94.27	163.33	346.19
IND	3	5.45%	<LOQ	-	-
MECP	3	5.45%	799.35 \pm 369.40	409.93	1144.79
QUIN	3	5.45%	39.93 \pm 38.73	9.73	83.59
CMT	2	3.64%	204.34 \pm 46.88	171.19	237.49
CYD	2	3.64%	41.34 \pm 42.91	11.00	71.68
DIX	2	3.64%	171.79 \pm 16.87	159.86	183.72
MCP	2	3.64%	2020.12 \pm 176.57	1895.27	2144.98
BFT	1	1.82%	18.46	-	-
CABT	1	1.82%	29.75	-	-
EPOX	1	1.82%	51.05	-	-
FSZ	1	1.82%	137.63	-	-
MYB	1	1.82%	142.12	-	-
OXD	1	1.82%	71.68	-	-
PCH	1	1.82%	1292.89	-	-
PRZA	1	1.82%	339.07	-	-
THC	1	1.82%	87.48	-	-

Discussion

The present study revealed a general contamination to pesticides of Montagu's harrier chicks, and although only 27% of compounds searched for were detected, all chicks were contaminated. Herbicides and fungicides were most abundant in chicks (22 of 28 compounds), with three herbicides (sulcotrione, tebutam and chloridazon) detected at the highest occurrences, and difenoconazole was the most abundant fungicide. Most substances found in chicks were considered non-toxic based on acute toxicity hazard classification. Following this classification, thiacloprid had the highest level of acute toxicity, although the concentration measured in chick's blood did not exceed 0.25% of the substance's LD50. Nonetheless, sulcotrione, the most prevalent substance detected, is classified in category 4 for acute toxicity, and is considered CMR, which raises questions about the consequences of this contamination for chicks' health.

Contamination of Montagu's harrier chicks was mostly herbicides and fungicides, indicating heavy use of these classes of pesticides in the study area and/or higher exposure of chicks to these classes due to specific ecological factors of this raptor species. Indeed, Montagu's harriers nest on the ground in cereal crops, which are dominant in the study area and mainly treated with fungicides and herbicides in France (DRAAF, 2017). The large quantities of herbicides and fungicides bought into the study area supports their heavy use, despite some mismatches between the amounts purchased and detection in nestlings; for example, propyzamide was bought in large amounts around nests but detected in only one nestling (Table 2 and Figure S1 in Supplementary Information). In fact, the quantities of substances bought and applied may vary according to the concentrations of active ingredients in PPPs, the application guidelines for PPPs (quantity to apply per hectare), and the proportions of different crop types surrounding nests. For instance, a higher proportion of corn crops locally may result in higher application of sulcotrione, whereas more beet crops might lead to greater use of metamilon, irrespective of the amounts bought at a larger scale. Nonetheless, the general pattern of pesticide use in the study area is reflected in the contamination of Montagu's harrier chicks. Furthermore, some compounds appear to be ubiquitous in the agroecosystem; boscalid, cyproconazole, prochloraz and thiacloprid have also been detected in soils, earthworms and small mammals in the study area (Pelosi et al. 2021; Fritsch et al. 2022).

The higher exposure of chicks to herbicides and fungicides implies the persistence of these substances for several weeks or even months in crop plots. Indeed, application of PPPs to cereal crops generally takes place in winter, but can be extended until May for fungicides, coinciding with the onset of the breeding period for Montagu's harriers. This may expose chicks on the ground to persistent compounds through contact with the soil and vegetation, or through ingestion of contaminated prey. The concomitant detection of 16 compounds including difenoconazole, metamilon and carbendazim in small mammals sampled in the study area (Fritsch et al. 2022) supports a dietary contamination route. Higher concentrations were found in raptor chicks than in small mammals (843-fold higher on average; Table S3), which suggests a potential biomagnification of these compounds up the trophic chain. For recently banned compounds, their presence in the blood of Montagu's harrier chicks can be rationally explained by the delay afforded to distributors and users of PPPs. For example, chloridazon, a substance banned in France in 2018 but detected in 30% of Montagu's harrier nestlings and in small mammals (Fritsch et al. 2022), was bought into the study area in 2020 (Figure S1 in Supplementary Information). This compound was purchased as a PPP mixture with quinmerac with an end date for distribution of June 2020 and an end date for use of December 2020. Thus, application and persistence of this compound until chicks were raised during the summer of 2021 may be the origin of their contamination. However, regarding compounds that have been banned for a long time, their detection implies either fraudulent use or strong persistence in the environment. The persistence of a compound is generally established from its 50% detection time (DT50), the time taken to detect a 50% decrease in pesticide concentration under controlled conditions in either laboratory or field. For tebutam, the DT50 is 60 days in the field, meaning that this molecule is supposed to be naturally degraded within 2 months in the environment (Lewis et al. 2016). Based on our results, its rate of degradation would be much slower than predicted, which can be explained by the gap between *in natura* conditions and the conditions to establish the DT50 (Moreau et al. 2022), and plants would remobilise this contaminant from the soil 20 years after its ban, which seems quite unlikely.

If we discount the fraudulent use of legacy substances, their presence in Montagu's harrier chicks raises questions about the aforementioned exposure pathways (i.e., contact and diet). Thus, another contamination route might be the maternal transfer of pesticides. Indeed, if these substances are currently used in western African countries, where this raptor species overwinters, females may be exposed before arriving to their breeding site, then detoxify themselves through egg-laying. Maternal transfer of pollutants is a well-known process for persistent molecules and heavy metals (Mineau 1982; Van den Steen et al. 2009; Jouanneau et al. 2021). More recently, some studies demonstrated the maternal transfer of 'non-persistent' pesticides such as tebuconazole (Bellot et al. 2022). Lipophilic molecules are generally more prone to be excreted by females in the vitellus of their eggs (Fry, 1995). Flusilazole, a triazole fungicide just as tebuconazole, and tebutam have high and moderate lipophilicity, respectively (see Log P values in Table 1), suggesting this contamination pathway should not be excluded. Further investigations on pesticide use in African countries and in migratory stopover areas are needed to assess maternal transfer of these pesticides in Montagu's harriers.

Regardless of the route of exposure, our study provides evidence that 'naive' individuals such as Montagu's harrier chicks are contaminated with pesticide mixtures after only 4 weeks of life within crop plots. This highlights the ubiquity of pesticides in agroecosystems, including

some that have been banned for many years. Although most studies consider the greater risk of adverse effects of insecticides on wildlife, our study also highlights, in line with previous studies, the need to consider herbicide and fungicide risks to non-target organisms into more details as these were the most prevalent compounds found here (Tassin de Montaigu & Goulson, 2020). Besides, even if not discussed in the present study, there seems to be a quite large variability in contamination among nestlings, and further investigations are needed to determine if this could have implications for the use of Montagu's harrier chicks in biomonitoring schemes. Ongoing research on soils and earthworms in the study area should help to disentangle the origin and exposure routes for these contaminants. Moreover, dietary exposure could be investigated by analysing pesticides in food pellets collected at nests. Blood sampling of breeding adults and of younger nestlings would also be of great interest for studying the potential maternal transfer of pesticides *in natura*. Additionally, given the mixtures (16 compounds in one nestling) and the toxicity of some of the substances detected, further investigations are needed to shed light on the effects of pesticides on the life-history traits of chicks and adults. This would help to determine the consequences of pesticide exposure on the health of Montagu's harriers, and eventually humans in a *One Health* framework.

Declarations

Acknowledgements

We are grateful to farmers who allowed access to their fields, and to the people who contributed to data collection in the field and at the ICPEES laboratory.

Ethical Approval

This study was conducted following the French guidelines for the ethical use of animals in research (APAFIS#18557–2019010822312199v2). Handling of Montagu's harriers was licensed by the Centre de Recherches sur la Biologie des Populations d'Oiseaux – Museum National d'Histoire Naturelle (license #1308).

Consent to Participate

Not applicable.

Consent to Publish

Not applicable.

Funding

This study was funded by the French National Research Agency (ANR JCJC PestiStress, grant #19-CE34-0003-01), the Contrat de Plan État-Région (CPER) Econat, and the region Nouvelle-Aquitaine (BioBird project).

Competing Interests

The authors declare that they have no competing interests.

Author Contributions

All authors contributed to the study conception and design. Material preparation, data collection and analysis were performed by EF, AR, MM and KM. The first draft of the manuscript was written by EF. EF, AR and KM performed the writing. JM, VB and KM supervised, commented and edited on previous versions of the manuscript. All authors read and approved the final manuscript.

References

1. Albert C, Renedo M, Bustamante P, Fort J (2019) Using blood and feathers to investigate large-scale Hg contamination in Arctic seabirds: a review. *Environ Res* 177:108588. <https://doi.org/10.1016/j.envres.2019.108588>
2. Arroyo B, Leroux A, Bretagnolle V (1998) Patterns of egg and clutch size variation in the Montagu's Harrier. *J Raptor Res* 32:136–142.
3. Arroyo B, García JT, Bretagnolle V (2004) Montagu's harrier – BWP update (*The Journal of the Birds of the Western Palearctic*) 6:41–55.
4. Badry A, Krone O, Jaspers VL, Mateo R, García-Fernández A, Leivits M, Shore RF (2020) Towards harmonisation of chemical monitoring using avian apex predators: Identification of key species for pan-European biomonitoring. *Sci Total Environ* 731:139198

- <https://doi.org/10.1016/j.scitotenv.2020.139198>
5. Badry A, Schenke D, Brücher H, Chakarov N, Grünkorn T, Illner H (2022) Spatial variation of rodenticides and emerging contaminants in blood of raptor nestlings from Germany. *Environ Sci Pollut Res* 29:60908–60921. <https://doi.org/10.1007/s11356-022-20089-1>
 6. Becker PH (2003) Biomonitoring with birds. In: *Trace Metals and other Contaminants in the Environment*, Vol. 6, Elsevier, pp 677–736. [https://doi.org/10.1016/S0927-5215\(03\)80149-2](https://doi.org/10.1016/S0927-5215(03)80149-2)
 7. Becker PH, Henning D, Furness RW (1994) Differences in mercury contamination and elimination during feather development in gull and tern broods. *Arch Environ Contam Toxicol* 27:162–167. <https://doi.org/10.1007/BF00214258>
 8. Bellot P, Brischox F, Fritsch C, Goutte A, Alliot F, Rocchi S, Angelier F, 2022 Evidence of environmental transfer of tebuconazole to the eggs in the house sparrow (*Passer domesticus*): An experimental study *Chemosphere*, 308 :136469. <https://doi.org/10.1016/j.chemosphere.2022.136469>
 9. Bretagnolle V, Berthet E, Gross N, Gauffre B, Plumejeaud C, Houte S et al (2018) Towards sustainable and multifunctional agriculture in farmland landscapes: lessons from the integrative approach of a French LTSER platform. *Sci Total Environ* 627:822–834. <https://doi.org/10.1016/j.scitotenv.2018.01.142>
 10. Burger J, Gochfeld M (1997) Risk, mercury levels, and birds: relating adverse laboratory effects to field biomonitoring. *Environ Res* 75:160-172. <https://doi.org/10.1006/enrs.1997.3778>
 11. Bustnes JO, Yoccoz NG, Bangjord G, Polder A, Skaare JU (2007) Temporal trends (1986–2004) of organochlorines and brominated flame retardants in tawny owl eggs from northern Europe. *Environ Sci Technol* 41:8491–8497. <https://doi.org/10.1021/es071581w>
 12. Chamberlain DE, Fuller RJ, Bunce RG, Duckworth JC, Shrubbs M (2000) Changes in the abundance of farmland birds in relation to the timing of agricultural intensification in England and Wales. *J Appl Ecol* 37:771–788. <https://doi.org/10.1046/j.1365-2664.2000.00548x>
 13. Crosse JD, Shore RF, Wadsworth RA, Jones KC, Pereira MG (2012) Long-term trends in PBDEs in sparrowhawk (*Accipiter nisus*) eggs indicate sustained contamination of UK terrestrial ecosystems. *Environ Sci Technol* 46:13504–13511. <https://doi.org/10.1021/es303550f>
 14. Dauwe T, Lieven B, Ellen J, Rianne P, Ronny B, Marcel E (2002) Great and blue tit feathers as biomonitors for heavy metal pollution. *Ecol Indic* 1 :227–234. [https://doi.org/10.1016/S1470-160X\(02\)00008-0](https://doi.org/10.1016/S1470-160X(02)00008-0)
 15. DesGranges JL, Rodrigue J, Tardif B, Laperle M (1998) Mercury accumulation and biomagnification in ospreys (*Pandion haliaetus*) in the James Bay and Hudson Bay regions of Quebec. *Arch Environ Contam Toxicol* 35:330–341. <https://doi.org/10.1007/s002449900384>
 16. DRAAF (2017) Pratiques phytosanitaires en grandes cultures 2014 – Les céréales à paille – Premiers résultats – December 2017. <https://draafoccitanieagriculturegouvfr/pratiques-phytosanitaires-en-grandes-cultures-2014-les-cereales-a-paille-a5094html>. Accessed 27 May 2023
 17. Espín S, García-Fernández AJ, Herzke D, Shore RF, van Hattum B, Martínez-López E et al (2016) Tracking pan-continental trends in environmental contamination using sentinel raptors—what types of samples should we use? *Ecotoxicology* 25:777-801. <https://doi.org/10.1007/s10646-016-1636-8>
 18. Fremlin KM, Elliott JE, Green DJ, Drouillard KG, Harner T, Eng A, Gobas FA (2020) Trophic magnification of legacy persistent organic pollutants in an urban terrestrial food web. *Sci Total Environ* 714:136746. <https://doi.org/10.1016/j.scitotenv.2020.136746>
 19. Fritsch C, Appenzeller B, Burkart L, Coeurdassier M, Scheifler R, Raoul F, et al (2022) Pervasive exposure of wild small mammals to legacy and currently used pesticide mixtures in arable landscapes. *Sci Rep* 12:15904. <https://doi.org/10.1038/s41598-022-19959-y>
 20. Fuentes E, Gaffard A, Rodrigues A, Millet M, Bretagnolle V, Moreau J, Monceau K (2023) Neonicotinoids: Still present in farmland birds despite their ban. *Chemosphere* 321:138091 <https://doi.org/10.1016/j.chemosphere.2023.138091>
 21. Furness RW, Johnston JL, Love JA, Thompson DR (1989) Pollutant burdens and reproductive success of golden eagles *Aquila chrysaetos* exploiting marine and terrestrial food webs in Scotland. *Raptors in the modern world* 495–500.
 22. García JT, Arroyo B (2005) Food-niche differentiation in sympatric Hen *Circus cyaneus* and Montagu's Harriers *Circus pygargus*. *Ibis* 147:144–154. <https://doi.org/10.1111/j.1474-919x.2004.00377x>
 23. García-Fernández AJ, Espín S, Gómez-Ramírez P, Martínez-López E, Navas I (2020) Wildlife Sentinels for Human and Environmental Health Hazards in Ecotoxicological Risk Assessment. In: Roy K (eds) *Ecotoxicological QSARs. Methods in Pharmacology and Toxicology. Humana, New York*, pp 77–94. https://doi.org/10.1007/978-1-0716-0150-1_4
 24. Gomez-Ramirez P, Shore RF, Van Den Brink NW, Van Hattum B, Bustnes JO, Duke G, Sonne C (2014) An overview of existing raptor contaminant monitoring activities in Europe. *Environ Int* 67:12–21. <http://dxdoi.org/10.1016/j.envint.2014.02.004>

25. González-Rubio S, Ballesteros-Gómez A, Asimakopoulos AG, Jaspers VL (2021) A review on contaminants of emerging concern in European raptors (2002– 2020) *Sci Total Environ* 760:143337. <https://doi.org/10.1016/j.scitotenv.2020.143337>
26. Guixé D, Arroyo B (2011) Appropriateness of Special Protection Areas for wide-ranging species: the importance of scale and protecting foraging, not just nesting habitats. *Anim Conserv* 14:391–399. <https://doi.org/10.1111/j.1469-1795.2011.00441x>
27. Helander B, Bignert A, Asplund L (2008) Using raptors as environmental sentinels: monitoring the white-tailed sea eagle *Haliaeetus albicilla* in Sweden. *Ambio* 37:425–431. [https://doi.org/10.1579/0044-7447\(2008\)37\[425:URAESM\]20CO;2](https://doi.org/10.1579/0044-7447(2008)37[425:URAESM]20CO;2)
28. Humann-Guilleminot S, Clément S, Desprat J, Binkowski ŁJ, Glauser G, Helfenstein F (2019) A large-scale survey of house sparrows feathers reveals ubiquitous presence of neonicotinoids in farmlands. *Sci Total Environ* 660:1091–1097. <https://doi.org/10.1016/j.scitotenv.2019.01.068>
29. Humann-Guilleminot S, Laurent S, Bize P, Roulin A, Glauser G, Helfenstein F (2021) Contamination by neonicotinoid insecticides in barn owls (*Tyto alba*) and Alpine swifts (*Tachymarptis melba*) *Sci Total Environ* 785:147403. <https://doi.org/10.1016/j.scitotenv.2021.147403>
30. Jouanneau W, Leandri-Breton DJ, Corbeau A, Herzke D, Moe B, Nikiforov VA, Gabrielsen GW, Chastel O (2021) A bad start in life? Maternal transfer of legacy and emerging poly- and perfluoroalkyl substances to eggs in an Arctic seabird. *Environ Sci Technol* 56:6091–6102. <https://doi.org/10.1021/acsc.1c03773>
31. Leroux A, Bretagnolle V (1996) Sex ratio variations in broods of Montagu's Harriers *Circus pygargus*. *J Avian Biol* 27:63–69. <https://doi.org/10.2307/3676962>
32. Lewis KA, Tzivilakis J, Warner DJ, Green A (2016) An international database for pesticide risk assessments and management. *Hum Ecol Risk Assess* 22:1050-1064. <https://doi.org/10.1080/10807039.2015.1133242>
33. Mineau P (1982) Levels of major organochlorine contaminants in sequentially-laid herring gull eggs *Chemosphere*, 11, 679–685 [https://doi.org/10.1016/0045-6535\(82\)90179-5](https://doi.org/10.1016/0045-6535(82)90179-5)
34. Moreau J, Rabdeau J, Badenhauer I, Giraudeau M, Sepp T, Crépin M, et al (2022) Pesticide impacts on avian species with special reference to farmland birds: a review. *Environ Monit Assess* 194:1–48. <https://doi.org/10.1007/s10661-022-10394-0>
35. Newton I, Wyllie I (1992) Recovery of a sparrowhawk population in relation to declining pesticide contamination. *J Appl Ecol* 29:476–484.
36. Newton I, Wyllie I, Asher A (1993) Long-term trends in organochlorine and mercury residues in some predatory birds in Britain. *Environ Pollut* 79:143–151. [https://doi.org/10.1016/0269-7491\(93\)90064-U](https://doi.org/10.1016/0269-7491(93)90064-U)
37. Order of 22nd December 2022 establishing the list of substances defined in article L 213–10–8 of the Environment Code relating to the fee for diffuse pollution. *Journal officiel électronique authentifié n° 0301 du 29/12/2022*. <https://www.legifrance.gouv.fr/eli/arrete/2022/12/22/TREL2235282A/jo/texte>. Accessed 16 November 2023
38. Pacyna-Kuchta AD (2023) What should we know when choosing feather, blood, egg or preen oil as biological samples for contaminants detection? A non-lethal approach to bird sampling for PCBs, OCPs, PBDEs and PFASs. *Crit Rev Env Sci Technol* 53:625–649. <https://doi.org/10.1080/1064338920222077077>
39. Pelosi C, Bertrand C, Daniele G, Coeurdassier M, Benoit P, Néliu S et al (2021) Residues of currently used pesticides in soils and earthworms: A silent threat? *Agric Ecosyst Environ* 305:107167 <https://doi.org/10.1016/j.agee.2020.107167>
40. QGIS Development Team, 2023. QGIS Geographic Information System, Version 3.22.16 Białowieża LTR. Open Source Geospatial Foundation Project. <http://qgis.osgeo.org>.
41. Regulation (EU) 2018/848 of the European parliament and of the Council of 30 May 2018 on organic production and labelling of organic products and repealing Council Regulation (EC) No 834/2007. *Official Journal of the European Union*. <https://eur-lex.europa.eu/legal-content/EN/TXT/?uri=CELEX:32018R0848>. Accessed 16 November 2023
42. Regulation (EC) No 1272/2008 of the European parliament and of the council of 16 December 2008 on classification, labelling and packaging of substances and mixtures, amending and repealing Directives 67/548/EEC and 1999/45/EC, and amending Regulation (EC) No 1907/2006. *Official Journal of the European Union*. <https://eur-lex.europa.eu/legal-content/EN/TXT/?uri=celex%3A32008R1272>. Accessed 16 November 2023
43. Ratcliffe DA (1967) Decrease in eggshell weight in certain birds of prey. *Nature* 215:208–210. <https://doi.org/10.1038/215208a0>
44. Rigal S, Dakos V, Alonso H, Auniņš A, Benkő Z, Brotons L et al (2023) Farmland practices are driving bird population decline across Europe. *PNAS* 120: e2216573120. <https://doi.org/10.1073/pnas.2216573120>
45. Rodrigues A, Gaffard A, Moreau J, Monceau K, Delhomme O, Millet M (2023) Analytical development for the assessment of pesticide contaminations in blood and plasma of wild birds: The case of grey partridges (*Perdix perdix*). *J Chromatogr A* 1687:463681.

<https://doi.org/10.1016/j.chroma.2022.463681>

46. Salamolard M (1997) Utilisation de l'espace par le Busard Cendré *Circus pygargus*, superficie et distribution des zones de chasse. *Alauda* 65:307–320.
47. Salamolard M, Butet A, Leroux A, Bretagnolle V (2000) Responses of an avian predator to variations in prey density at a temperate latitude. *Ecology* 81:2428–2441. [https://doi.org/10.1890/0012-9658\(2000\)081\[2428:ROAAPT\]20CO;2](https://doi.org/10.1890/0012-9658(2000)081[2428:ROAAPT]20CO;2)
48. Stanton RL, Morrissey CA, Clark RG (2018) Analysis of trends and agricultural drivers of farmland bird declines in North America: A review. *Agric Ecosyst Environ* 254:244–254. <https://doi.org/10.1016/j.agee.2017.11.028>
49. Tassin de Montaigu C, Goulson D (2020) Identifying agricultural pesticides that may pose a risk for birds. *PeerJ* 8:e9526. <https://doi.org/10.7717/peerj.9526>
50. Van den Steen E, Jaspers VL, Covaci A, Neels H, Eens M, Pinxten R (2009) Maternal transfer of organochlorines and brominated flame retardants in blue tits (*Cyanistes caeruleus*). *Environ Int* 35:69–75. <https://doi.org/10.1016/j.envint.2008.08.003>
51. Voorspoels S, Covaci A, Jaspers VL, Neels H, Schepens P (2007) Biomagnification of PBDEs in three small terrestrial food chains. *Environ Sci Technol* 41:411–416. <https://doi.org/10.1021/es061408k>
52. Wintermantel D, Odoux JF, Decourtye A, Henry M, Allier F, Bretagnolle V (2020) Neonicotinoid–induced mortality risk for bees foraging on oilseed rape nectar persists despite EU moratorium. *Sci Total Environ* 704:135400. <https://doi.org/10.1016/j.scitotenv.2019.135400>
53. Xu S, Yang X, Qian Y, Luo Q, Song Y, Xiao Q (2022) Analysis of serum levels of organochlorine pesticides and related factors in Parkinson's disease. *Neurotoxicology* 88:216–223. <https://doi.org/10.1016/j.neuro.2021.12.001>

Figures

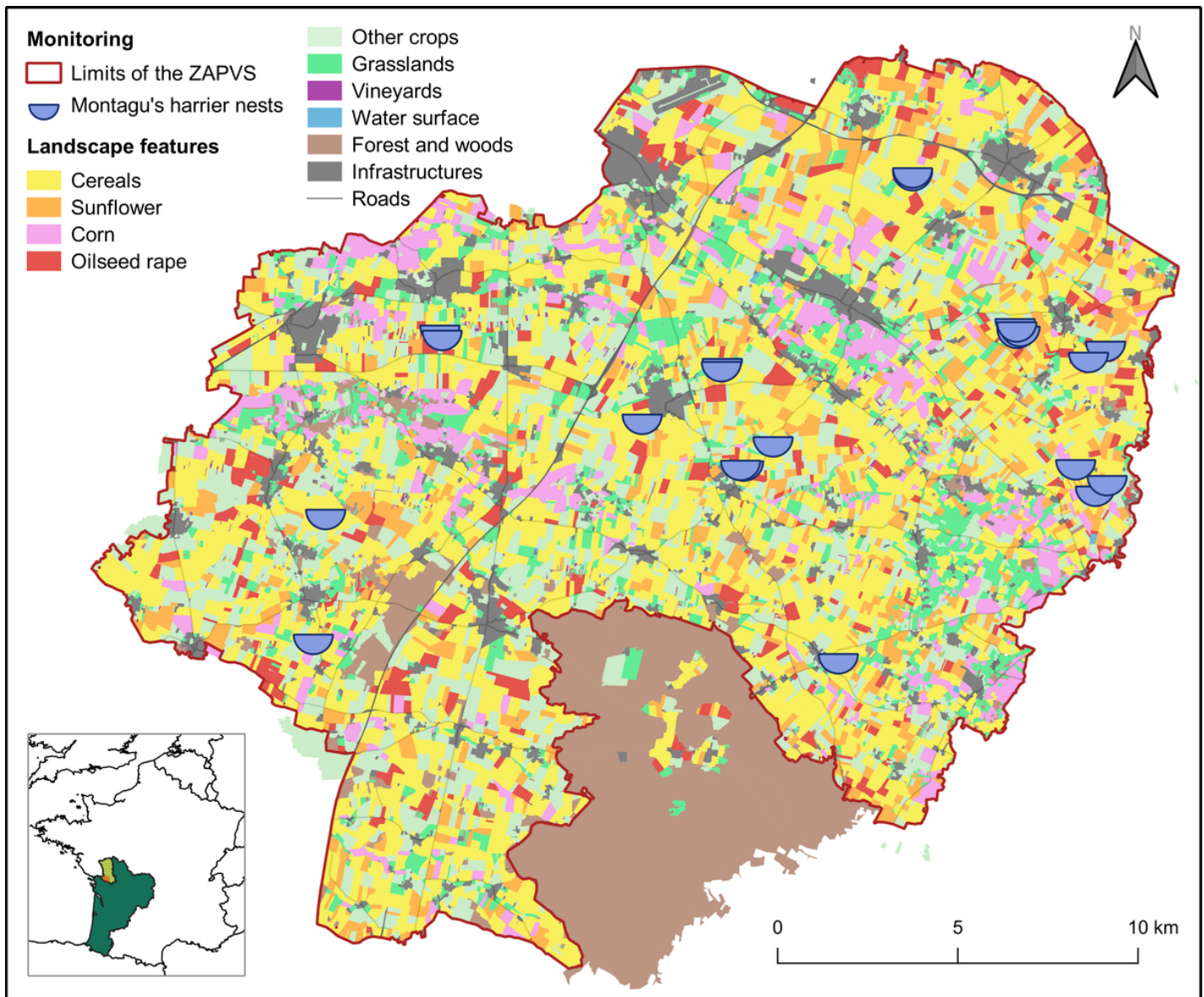


Figure 1

Localisation of the 22 *Circus pygargus* nests monitored, and landscape composition of the Zone Atelier Plaine & Val de Sèvres (ZAPVS) in 2021.

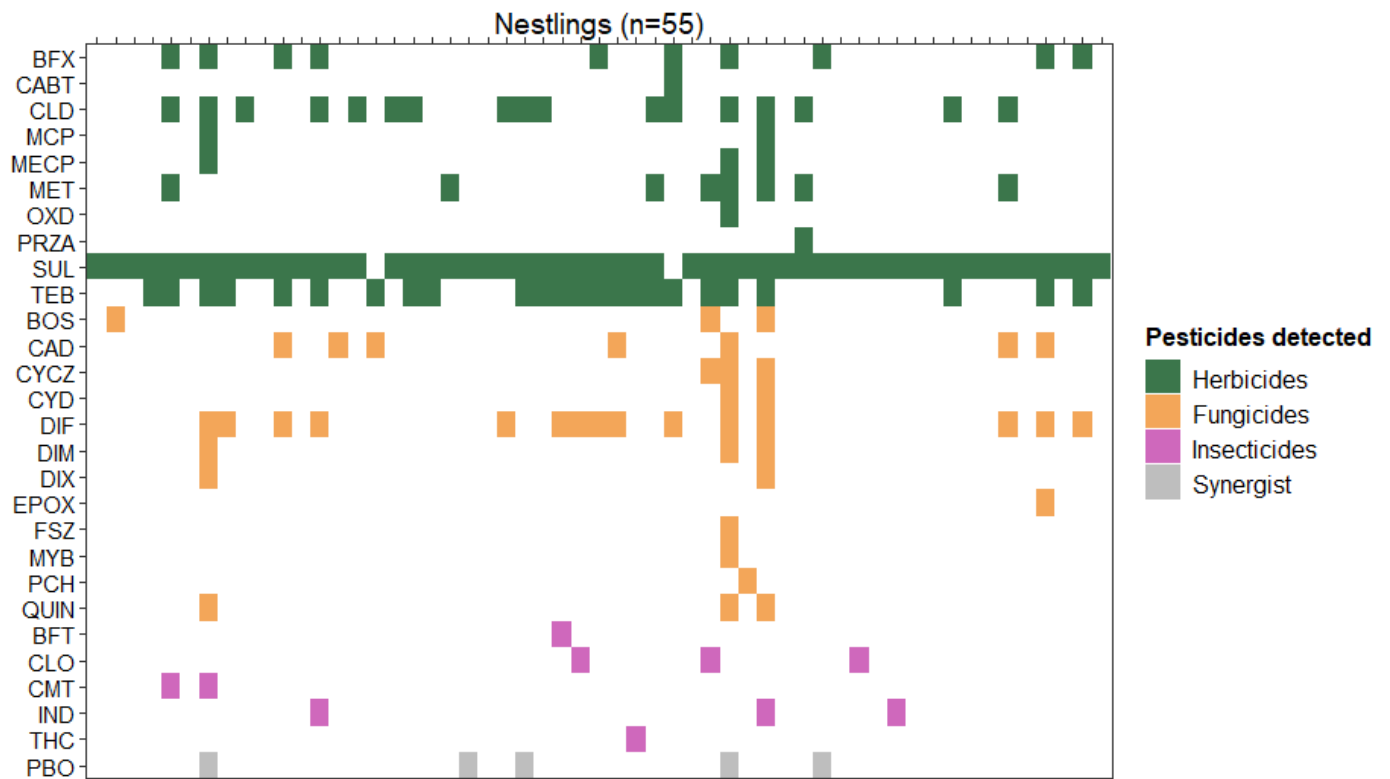


Figure 2

Pesticide contamination patterns in *Circus pygargus* nestlings. Columns correspond to nestlings and rows correspond to compounds. Each coloured cell corresponds to a detected compound. Acronyms are explained in Table 1.

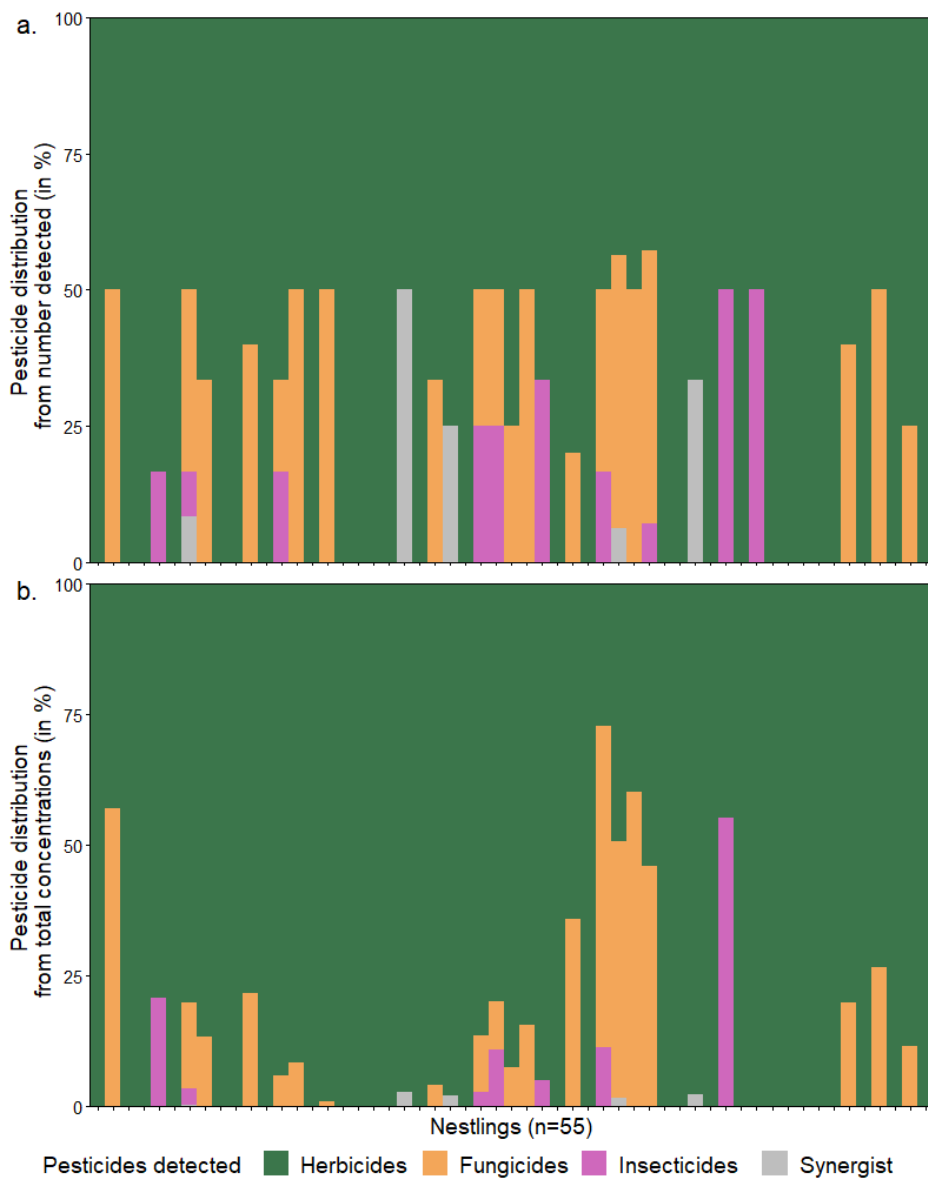


Figure 3

Distribution of pesticide classes in blood samples of *Circus pygargus* nestlings according to their (a) number detected and (b) concentrations in pg.mg^{-1} . One stacked bar corresponds to one nestling. When compounds were detected but not quantified, concentrations were estimated to be equal to the LOQ divided by 2.

Supplementary Files

This is a list of supplementary files associated with this preprint. Click to download.

- [Fuentesetalsuppl221223.docx](#)