



HAL
open science

The Multifaceted Role of Water as an Accelerator for the Preparation of Isocyanate-Free Polyurethane Thermosets

Florent Monie, Thomas Vidil, Etienne Grau, Bruno Grignard, Christophe Detrembleur, Henri Cramail

► **To cite this version:**

Florent Monie, Thomas Vidil, Etienne Grau, Bruno Grignard, Christophe Detrembleur, et al.. The Multifaceted Role of Water as an Accelerator for the Preparation of Isocyanate-Free Polyurethane Thermosets. *Macromolecules*, 2024, 10.1021/acs.macromol.4c01672 . hal-04698676

HAL Id: hal-04698676

<https://hal.science/hal-04698676v1>

Submitted on 16 Sep 2024

HAL is a multi-disciplinary open access archive for the deposit and dissemination of scientific research documents, whether they are published or not. The documents may come from teaching and research institutions in France or abroad, or from public or private research centers.

L'archive ouverte pluridisciplinaire **HAL**, est destinée au dépôt et à la diffusion de documents scientifiques de niveau recherche, publiés ou non, émanant des établissements d'enseignement et de recherche français ou étrangers, des laboratoires publics ou privés.

The multifaceted role of water as an accelerator for the preparation of isocyanate-free polyurethane thermosets

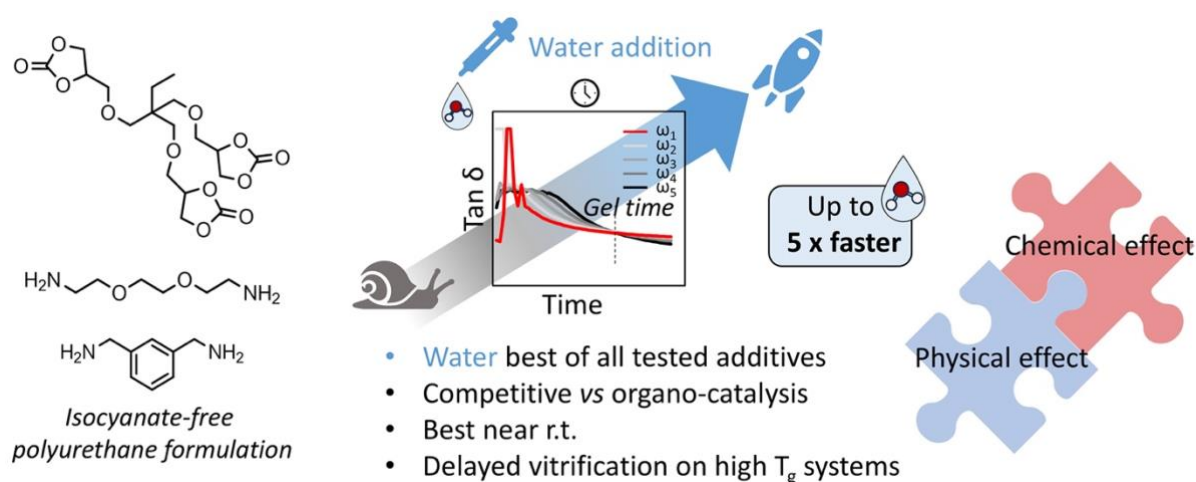
Florent Monie,^{a, b} Thomas Vidil,^{a,*} Etienne Grau,^a Bruno Grignard,^b Christophe Detrembleur,^{b,c,*} Henri Cramail^{a,*}

^a University of Bordeaux, CNRS, Bordeaux INP, LCPO, 16 avenue Pey-Berland 33600 Pessac, France

^b Center for Education and Research on Macromolecules (CERM), CESAM Research Unit, University of Liege, Sart-Tilman B6a, 4000 Liège, Belgium

^c WEL Research Institute, Wavre 1300, Belgium

* Corresponding authors



ABSTRACT: Polyhydroxyurethane (PHU) thermosets are the most promising isocyanate-free substitutes to polyurethane ones when targeting the main applications of the PU business (coatings, adhesives, foams). However, the curing of their solvent-free formulations at near room temperatures is slow and requires the utilization of organocatalysts, limiting the large-scale deployment of the technology. Herein, we study the impact of water, introduced as an additive (2 to 10 wt%), on the crosslinking rate of common solvent-free thermosetting PHU formulations composed of a polycyclic carbonate and a diamine. Rheology measurements, using a multi-frequency approach, indicate that even small amounts of water (< 5 wt%) impressively shorten gel times, by up to 5 folds at 40 °C. The multi-frequency methodology highlights for the first time the strong interactions of water with the growing PHU network during the crosslinking reaction.

It suggests that water breaks down the multiple intra-/inter-molecular H-bond interactions within the PHU clusters, consequently enhancing the molecular mobility and delaying the vitrification (hydroplasticization), both phenomena contributing to accelerate the crosslinking rate. On top of that, through a combination of model reactions and computational calculations, we demonstrate that water is an actual catalyst of the cyclic carbonate aminolysis. Eventually, thanks to its multifaceted role, water can efficiently substitute the organocatalysts (*e.g.* TBD, DBU) usually required to cure PHU formulations at near ambient temperature. This work demonstrates that the use of additive amounts of water in solvent-free formulations is a cost-effective, non-toxic, and robust solution to accelerate the production of PHU materials, free of any organocatalyst. It offers promising prospects for the deployment of PHU-based materials requiring mild processing conditions.

INTRODUCTION

Polyhydroxyurethanes (PHU) obtained by the aminolysis of CO₂-sourced 5-membered cyclic carbonates (5CC) are one of the most promising isocyanate-free alternatives to conventional polyurethanes (PU).¹ They are extensively investigated as PU substitutes for coating,^{2,3} adhesive^{4,5} and foam applications,⁶⁻¹⁰ to name a few. However, one of their persisting limitations is their seemingly slower polymerization kinetics when compared to isocyanate-based PU, especially at (near)-room temperature (RT).¹¹ One of the main reasons is the progressive formation of a H-bonded network during PHU polymerization, due to their multiple pendant hydroxyl groups.^{12,13} The intra- and inter-chains hydrogen bonds refrain the chains mobility and the diffusion of the monomers. Then, it is usually necessary to increase the polymerization temperature (≥ 80 °C) to observe the full conversion of the monomers over a reasonable period of time.¹¹ Unfortunately, this comes at the expense of side reactions.^{14,15} Another alternative consists in the addition of a protic solvent to disrupt the H-bonded network and restore the chain mobility at low temperature. Alcohols, mostly methanol (MeOH), were described as excellent solvents for the synthesis of thermoplastic PHUs.^{12,13}

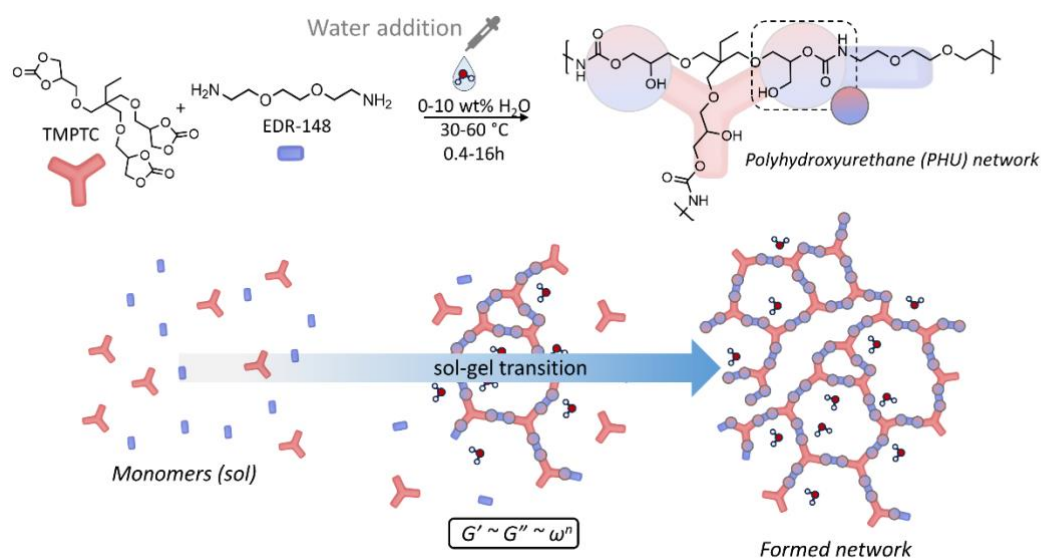
When it comes to the synthesis of thermosets, the use of large amounts of solvent is poorly appropriate. Nevertheless, small additions of unreactive molecules, sometimes called plasticizers, are classically incorporated in thermosetting formulations to impart molecular mobility and to improve the diffusion of the monomers, especially when approaching the vitrification of the polymeric network.^{12,16,17} In that case, an

imperative prerequisite is to use innocuous compounds as they might leak out of the network and contribute to the emission of undesirable volatile organic compounds.

Interestingly, water (H₂O) is well known for its ability to accelerate the crosslinking reaction of epoxy-amine formulations.^{18,19} Choi *et al.* demonstrated that small amounts of H₂O (1 to 3 wt%) are sufficient to significantly accelerate the curing reaction of conventional epoxy resins based on diglycidyl ether of bisphenol-A.¹⁸ In that case, a catalytic effect based on a hydrogen-bonded termolecular complex of epoxide-amine-water is suspected to be responsible for the acceleration of the reaction. This phenomenon is now of industrial importance and is used, for instance, to reduce the curing time of infusion epoxy-amine resins when repairing wind turbine blades.²⁰

Surprisingly, even if the hydroplasticization of PHU thermosets by atmospheric moisture is a well-known phenomenon,^{3,21–25} the impact of H₂O during the crosslinking reaction of 5CC-amine formulation has never been closely considered. It is likely that the risk to promote the undesired hydrolysis of 5CC has refrained this research axis.²⁶ However, recent studies demonstrated that, except at high temperatures (> 100 °C) or in the presence of specific catalysts,⁷ 5CC are quite stable in aqueous media. For instance, using hydrophilic monomers, Bourguignon *et al.* recently reported the synthesis of PHU hydrogels at RT.^{27–29} In contrast with PHU thermosets synthesized in bulk, the crosslinking time of these hydrogels are extremely fast (gel time, $t_{\text{gel}} < 10$ min), thus suggesting that water helps in accelerating the polymerization reaction. During their investigations of site- and chemo-selective synthesis of hydroxyurethanes at ambient temperature, Kleij *et al.* observed unexpected reactivities in catalyst-free conditions.³⁰ Considering that their reactions were not performed under anhydrous conditions, they hypothesized that water might contribute to the activation of the aminolysis reaction. The authors used computational calculations to propose a mechanism based on the involvement of two molecules of water acting as so-called “proton-relay” in-between the N-H protons of the amine and the oxygens of the carbonate ring. However, the authors did not push further their experimental investigations to confirm this hypothesis. In particular, they did not conduct a systematic investigation by using controlled amounts of water in priorly dried formulations. More recently, Salanti *et al.* observed that the aminolysis of a lignin-based poly-5CC was faster in water than in other conventional organic solvents for reactions conducted at 80 °C.³¹ The authors concluded on a catalytic effect of water, without quantifying the magnitude of this phenomenon or explaining its origin.

Herein, we study the impact of water, introduced as an additive (2 to 10 wt%, by respect to the overall mass of reagents), on the crosslinking rate of common solvent-free thermosetting 5CC-amine formulations. An in-depth rheological investigation of the crosslinking reaction, using a multiwave methodology, reveals for the first time that water strongly interacts with the growing polymer network. By disrupting the H-bond interactions within the growing network and restoring molecular mobility, water contributes to a tremendous decrease of the gel times. Model reactions combined to computational calculations also demonstrate that water is an actual catalyst of the aminolysis of 5CC. In line with the current knowledge of the 5CC aminolysis mechanism, we proposed a catalytic pathway based on six-center ring transition state involving a single molecule of water. In our model, the latter acts as a proton shuttle during the ring opening of the 5CC, thus offering transition states with lower barrier energies than previously reported mechanisms. Eventually, we show that, thanks to its multifaceted action, water can be as effective as common organocatalysts (*e.g.* DBU) in accelerating the crosslinking reaction of PHU under mild conditions. These results offer unprecedented prospects for the production of safer and cost effective PHU-based materials in solvent- and organocatalyst-free conditions.



Scheme 1: Molecular formulae of the reactants used in this study, TMPTC and EDR148, and schematic representation of the sol-gel transition

RESULTS AND DISCUSSION

The experiments were performed on a formulation comprising trimethylolpropane triglycidylcarbonate (TMPTC) as a trifunctional cyclic carbonate, and 2-bis(2-aminoethoxy)ethane, *i.e.* Jeffamine EDR148, as a diamine. The structures of these two very common liquid precursors of thermosetting PHU can be seen in Scheme 1. Both reactants were carefully dried before use (see the *Materials* section in the ESI). They were first mixed in stoichiometric proportions (*i.e.* 5CC:NH₂ = 1:1), without any additives, before introduction in the rheometer (parallel plates, Ø 25 mm) preheated at 40 °C. Their crosslinking reaction was investigated through *small amplitude oscillatory shear* (SAOS) experiments,^{32,33} using *Fourier transform mechanical spectroscopy* (FTMS)³⁴ to record the storage ($G'(\omega)$) and the loss ($G''(\omega)$) moduli at different frequencies, ω , simultaneously (*i.e.* multiwave mode of the rheometer). In order to precisely identify the sol-gel transition, the gel time, t_{gel} , was determined using the Winter-Chambon criterion (detailed procedure in ESI, section 1.2).^{15,35-39} According to this criterion, the relaxation modulus of the network at the gel point, also called the *critical gel*, follows a power law: $G(t) \sim t^{-n}$, where t is the time and n is called the *critical exponent*. Thus, $G'(\omega)$, and $G''(\omega)$ are expected to depend on frequency in an identical manner: $G'(\omega) \sim G''(\omega) \sim \omega^n$. This means that, at t_{gel} , the loss factor $\text{Tan}\delta(\omega) = G''(\omega)/G'(\omega)$ is independent of ω . In practice, $G'(\omega)$ and $G''(\omega)$ are monitored at different frequencies, ω , and $\text{Tan}\delta$ is plotted for all of them as a function of time. Then, t_{gel} corresponds to the intersection point of the different $\text{Tan}\delta(t)$ plots.

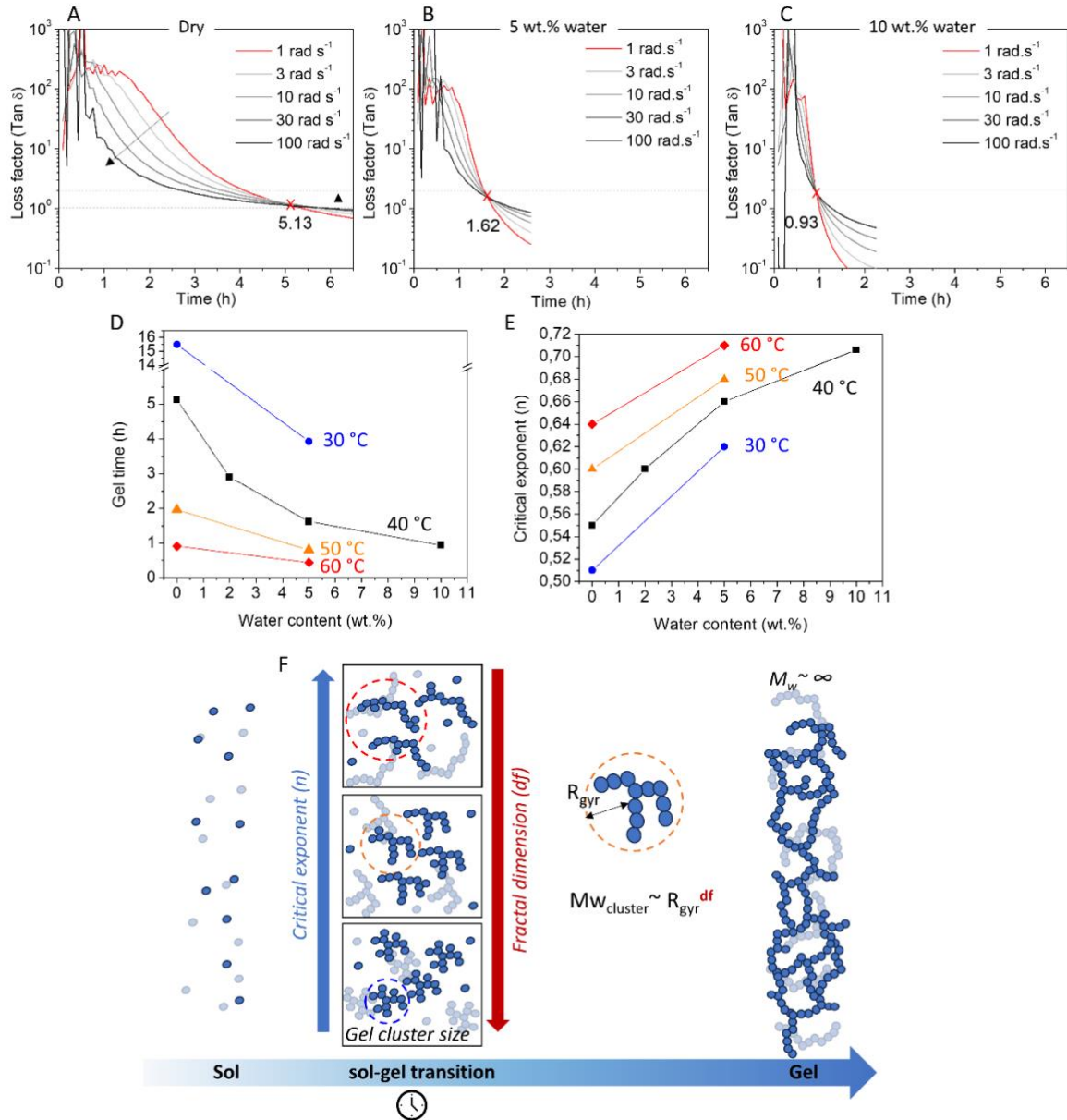


Figure 1: Variation of the loss factor ($\text{Tan}(\delta)$) as a function of time for the crosslinking reaction of TMPTC and EDR148 at 40 °C in the presence of (A) 0 wt% (B) 5 wt% (C) and 10 wt% of added water (multiwave mode, 1.97% global strain amplitude, $\omega = 1, 3, 10, 30, 100 \text{ rad s}^{-1}$, horizontal dotted lines correspond to loss factor values of 1 and 2). (D) Variation of the gel time, t_{gel} , and (E) the critical exponent, n , as a function of the water content (wt%) for different curing temperatures. (F) Schematic representation of the relationship between the critical exponent, n , and the dimensions (M_w and R_{gyr}) of the pre-gel clusters during the sol-gel transition.

This is well represented for the dry sample in Figure 1A. The storage and loss moduli were recorded at 5 different frequencies, $\omega = 1, 3, 10, 30$ and 100 rad s^{-1} , and the plots of $\text{Tan}\delta(t)$ intersect for $t_{\text{gel}} = 5.1 \text{ h}$. This experiment was repeated for the same system with the addition of 5 wt% (Figure 1B) and 10 wt% (Figure 1C) of water revealing the significant impact of the additive on the sol-gel transition. t_{gel} dropped from 5.1 h for the dry system to 1.6 h and 0.9 h for the systems containing 5 and 10 wt% of water, respectively. This is

well illustrated by plotting t_{gel} as a function of the water content in Figure 1D (black plot). It is worth mentioning that the addition of 2 wt% of water is already sufficient to observe a significant decrease of the gel time to $t_{\text{gel}} = 2.9$ h (Table S1). For this system, the limit of water solubility was between 10 and 15 wt%, beyond which the presence of 2 heterogeneous phases persists even after 2 minutes of mixing (at RT). 10 wt% was then the maximum water content considered in this study. For each experiment (curing at 40 °C with 0, 5 and 10 wt% of added water), triplicate measurements confirm their excellent reproducibility. The variation of t_{gel} was always within less than 4% of deviation.

Similarly, the effect of water was investigated at three other temperatures: 30, 50 and 60 °C (Figure S4, Table S1). The variation of t_{gel} as a function of the water content is represented in Figure 1D for all the temperatures. The addition of 5 wt% of water in a dry formulation leads to an impressive 4-fold decrease of t_{gel} from 15.5 h to 3.93 h at 30 °C, against a 2-fold decrease from 0.91 h to 0.44 h at 60 °C. This temperature dependence was used to estimate the apparent activation energy of gelation, E_{a_g} , via a classical Arrhenius plot (Figure S5, more details in ESI section 2.2).⁴⁰ A decrease of E_{a_g} from around 80 kJ mol⁻¹ for the dry formulation to 61 kJ mol⁻¹ for the formulation containing 5 wt% of water further illustrates the ability of water in accelerating the PHU crosslinking process, especially in a temperature window close to the ambient. This was further confirmed by monitoring the reaction through IR spectroscopy (ESI, section 2.3). The decrease (*resp.* the increase) of the intensity of the band at 1790 cm⁻¹ (*resp.* at 1700 cm⁻¹) corresponding to the vibration of the C=O bond of the 5CC (*resp.* the urethanes) is much faster in the formulations containing water. Unfortunately, quantitative values of the 5CC conversion cannot be extracted from these measurements due to the impossibility to measure the intensities of the bands at $t = 0$, *i.e.* before the beginning of the aminolysis reaction. However, the plots of the intensity of the band corresponding to the vibration of the C=O bond of the 5CC normalized by the intensity of the band corresponding to the vibration of the C-H bonds (at 2860 cm⁻¹) is provided in Figure S6 (E, F, G). For all the systems (*i.e.* dry, 5 wt% and 10 wt% of water), the value of the normalized intensity at t_{gel} is approximately the same, thus suggesting that the conversion at the gel point, x_{gel} , is not significantly impacted by the addition of water.

We first hypothesized that one of the underlying mechanism of the accelerating role of water is the well-known hydroplasticization of PHU resulting from the formation of hydrogen-bonds between water and the pendant hydroxyl groups of the polymer.^{3,21,23,24} The specific interaction of water with the growing PHU network is expected to increase the polymer chain's mobility and the diffusion of the monomers, thus

contributing to an acceleration of the crosslinking reaction and a decrease of t_{gel} . Conveniently, the multi-wave methodology used during the rheological monitoring provides an unprecedented illustration of this phenomenon. Indeed, in addition to the accurate determination of t_{gel} , the frequency dependence of the moduli in the vicinity of the sol-gel transition, $G'(\omega) \sim G''(\omega) \sim \omega^n$, gives access to the critical exponent, n (see ESI section 1.2 for details). In the frame of the percolation theory, that is conventionally used to describe the sol-gel transition of a thermoset, the formation of the *critical gel* – *i.e.* the polymer at t_{gel} – results from the interconnection of clusters of polymer that grow separately as represented in Figure 1F and Scheme S1. Right before gelation, it is demonstrated that the critical exponent, n , is related to the fractal dimension of the clusters, d_f . This exponent relates the mass of the objects, $MW_{cluster}$, to their spatial size, R_{gyr} , *i.e.* their gyration radius: $R_{gyr}^{d_f} \sim MW_{cluster}$.⁴¹ Further elaborations of the percolation theory indicate that the critical exponent varies as the inverse of the fractal dimension (see ESI section 1.2). With these considerations in hand, it is well accepted that clusters with poorly cross-linked structures and/or expanded by molecules of solvent (or unreacted monomers) will exhibit a small fractal dimension, d_f , and thus a large critical exponent, n .⁴²⁻⁴⁴ Inversely, tightly crosslinked clusters will exhibit large d_f and small exponent n (Figure 1F).

Using the preceding rheological measurements, the value of n was measured for the crosslinking reactions of TMPTC with EDR-148 in the presence of various amounts of water, and at different temperatures (see ESI section 2.2 for the detailed procedure, Figure S4). Clearly, n is an increasing function of the water content for all temperatures (Figure 1E). For instance, at 40 °C, n increases from 0.55 for the dry system to 0.71 for the system containing 10 wt% of water. Considering the scaling laws of the percolation theory, it can be concluded that water results in an expansion of the clusters before the gel points, which is consistent with its expected affinity for the hydroxyl functions of PHU and the hydroplasticization effect. Let's note that n variations of similar magnitude were reported for the crosslinking of PDMS gels with the addition of small amounts of good solvents of the polymer.⁴³ For a given water content, for instance 5 wt%, n increases from 0.61 at 30 °C to 0.71 at 60 °C. The temperature dependence of the critical exponent is classically explained due to variations of molecular mobility.^{45,46} In the end, the multiwave investigation of the crosslinking reaction of the PHU confirms the strong interaction of water with the growing clusters of polymer. As expected, this will disrupt the intra/inter-chains hydrogen bonds of the clusters, improve their molecular mobility and, in return, accelerate their growing rate (Scheme S1).

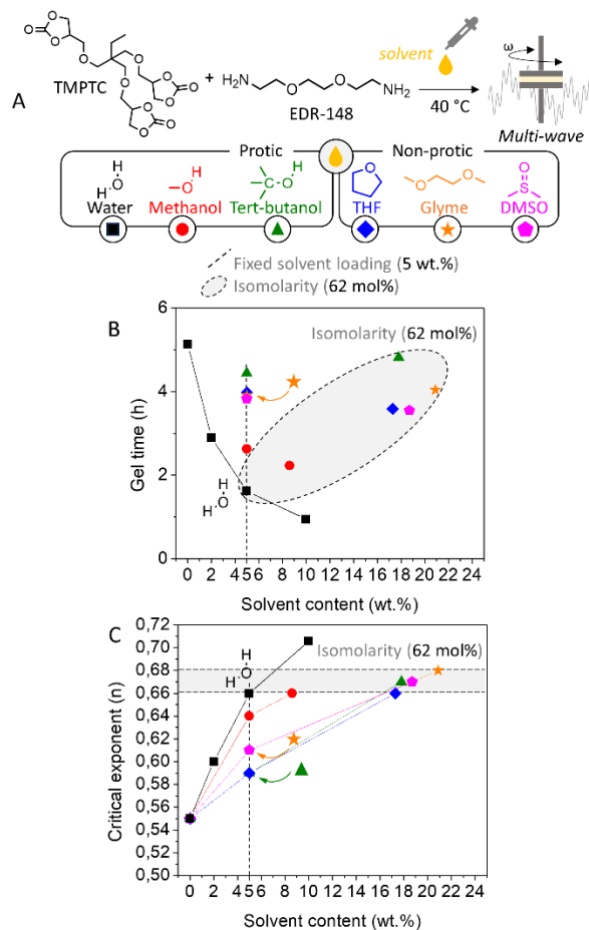


Figure 2: (A) Solvents tested as additives for the crosslinking reaction of TMPTC and EDR148 at 40 °C, (B) Variation of the gel time, t_{gel} , and (C) the critical exponent, n , as a function of the solvent content (wt%) for the different tested solvents. The solvents were compared at both a fixed mass loading (5 wt%) and a fixed molar content (62 mol% by respect to 5CC).

To further test the validity of our experimental approach, water was compared to other solvents (Figure 2A). We selected two alcohols (protic solvents): methanol (MeOH) that was described as a good solvent for the synthesis of PHU due to its ability to decrease inter- and intra-molecular hydrogen-bonding, and tert-butanol (*t*-BuOH), a bulkier alcohol. Three non-protic polar solvents were also tested including dimethylsulfoxide (DMSO) and two ethers: tetrahydrofuran (THF) and Glyme. They are all good solvents of the precursors. They were first compared for a constant loading of 5 wt%. Rheology data are provided in ESI section 2.4 (Figure S7- S8, Table S3). The gel times are reported in Figure 2A (points located on the same vertical dashed line). All the non-protic solvents have a very similar impact on the crosslinking reaction, with $t_{gel} \sim 4$ h, *i.e.* a moderated acceleration as compared to the additive-free system ($t_{gel} \sim 5$ h), without common measure with water ($t_{gel} \sim 1.6$ h). For MeOH, $t_{gel} \sim 2.6$ h. This is the shortest gel time of all the tested solvents after water. Surprisingly, *t*-BuOH exhibits the longest gel time ($t_{gel} \sim 4.4$ h) of the series. Similarly, the critical exponent,

n , are reported in Figure 2C (point located on the same dashed line). The use of all the solvents results in an increase of n as compared to the additive-free system, but of smaller magnitude than water. Again, MeOH ($n = 0.64$) is responsible for the biggest increase after water ($n = 0.66$). Back to the percolation theory, this observation indicates that MeOH induces a substantial expansion of the pre-gel clusters, just like water and in good accordance with its ability to reduce t_{gel} . Once again, the protic-character of the two substances and their hydrogen-bonding capability with the growing PHU seem to contribute to their ability to accelerate the crosslinking reaction. The contradictory performances of the other protic solvent, *t*-BuOH ($n = 0.59$) is likely due to its lower affinity with the PHU clusters, as compared to MeOH and water. This is well confirmed by the swelling experiments performed later in this study (Table 1).

It is worth noting that, by using a constant mass loading for all the solvents, their molar percentage as compared to the monomers is much smaller than water, the additive with the smallest molar mass. Thus, all the solvents were further compared by using the same molecular content. They were used at ~ 62 mol% (or 0.62 eq.) by respect to 5CC moieties (this corresponds to the molar ratio of water when it is used at 5 wt%). The gel times, t_{gel} , and the critical exponent, n , are reported in Figure 2B and 2C, respectively (points located in the same horizontal or elliptic grey area). Interestingly, at this molar ratio, all the solvents induce a similar, or even longer, gel time than previously reported at 5 wt% loading. The increase of the molar ratio does not improve their ability to accelerate the crosslinking reaction. However, for all of them, the critical exponent is now close to $n \sim 0.67$, *i.e.* the value reported for water. In reality, for these mass loadings (~ 18 -20 wt%), it is likely that the excessive dilution of the monomers cancels the potential benefits of the increase of the molecular mobility of the clusters. For instance, Palmese *et al.* reported a decrease of the crosslinking kinetics of epoxy-amine formulations containing ≥ 20 wt% of THF.⁴⁷ When considering MeOH, the increase of its molar ratio results in further decrease of t_{gel} (~ 2.2 h), just like water. Contrarily to the other solvents, the corresponding increase of its mass loading is moderated (62 mol% = 8.6 wt%), thus limiting the risk of a dilution effect.

Table 1. Swelling behavior and gel content in different solvents for the PHU thermosets cured under dry conditions or in the presence of 5 wt% of added water

Sample	Swelling solvent	Swelling index (SI, %) ^d	Linear swelling ratio (λ) ^e	Gel content (GC, %) ^d
No additive, Dry ^{a, c}	H ₂ O	47	1.15	91
	THF	66	1.21	98
	MeOH	92	1.31	90
	<i>t</i> -BuOH	11	1.03	> 99
H ₂ O, 5 wt% ^{b, c}	H ₂ O	52	1.13	91
	THF	68	1.19	99
	MeOH	103	1.34	88
	<i>t</i> -BuOH	11	1.04	> 99

^a Materials prepared from the crosslinking reaction of TMPTC with EDR148 (5CC:NH₂=1:1) after 8 h of curing at 50 °C. ^b same as ^a with 5 wt% of added water. ^c Before immersion in the swelling solvents, the samples were dried 16 h at 50 °C under vacuum. ^d Typical error barre is $\pm 1\%$. ^e Typical error barre is ± 0.03 .

In order to evaluate the affinity of the tested solvents with the PHU network, fully cured samples of PHU (TMPTC + EDR 148, 5CC/NH₂ = 1, 50 °C, 8 h) were prepared for swelling experiments. Vacuum dried samples (16 h, 50 °C) were swollen in water, MeOH and *t*-BuOH as protic solvents, and in THF. Their swelling index (SI) as well as their linear swelling ratio (λ), were measured over a period of 48 h (ESI section 2.5, Figure S9). The stabilized values of SI and λ are reported in Table 1, along the estimation of the gel content (GC). Clearly, water, MeOH and THF are good swelling solvents of the PHU network with SI (resp. λ) comprised between 47% (resp. 1.15) for water and 92% (resp. 1.31) for MeOH. These results indicate that water is not the best swelling solvent. However, they reveal that its affinity with the PHU network is much bigger than its affinity with the starting monomers. Indeed, ~ 47 wt% of water can swell the PHU network, while no more than ~ 10-15 wt% of water can be added to the initial mixture of TMPTC + EDR 148. It indicates that, during the crosslinking reaction, water will have much more affinity for the growing PHU clusters than for the mixture of monomers. Water will greatly contribute to the expansion of the clusters, which is in accordance with the large increase of the critical exponent *n*. Inversly, *t*-BuOH affinity for the PHU network is significantly lower than the rest of the tested solvents, with SI ~ 11% (λ ~ 1.03). In comparison, we were able to add ~ 20 wt% of *t*-BuOH to the initial mixture of TMPTC + EDR 148 (Figure 2C), thus suggesting that it has a better affinity for the monomers. Again, this observation correlates well with the rheology, and the very limited increase of the critical exponent *n* observed with *t*-BuOH.

Eventually, these series of rheological experiments combined to swelling tests demonstrate that small protic molecules are excellent accelerating agents of the crosslinking reactions of PHU. They also suggest that the

underlying acceleration mechanism is the specific interaction of these protic solvents with the PHU clusters of the critical gel, *via* hydrogen bonding, even at very small mass loading (~ 5 wt%). Clearly, in all the tested conditions and within the limit of its solubility with the monomers, water always provides the shortest t_{gel} .

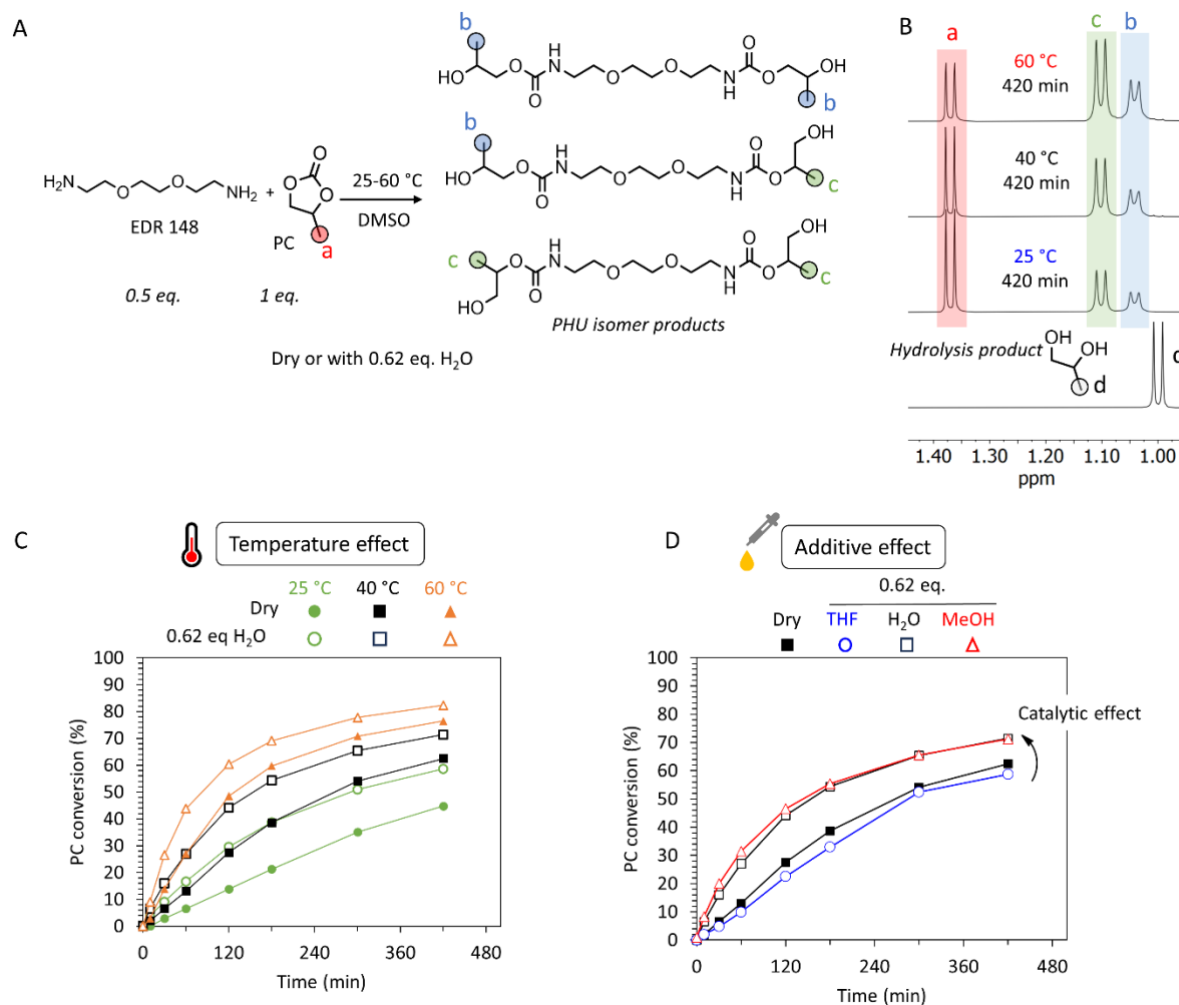


Figure 3: (A) Model reaction between propylene carbonate, PC, and EDR 148 performed in dry DMSO at various temperatures, both in dry condition and with added water (0.62 eq. as compared to 5CC). (B) NMR spectra of the model reactions in the presence of water after 420 min at various temperatures. The comparison with the NMR spectrum of propylene glycol (bottom spectrum) indicates that the hydrolysis of PC is negligible in these conditions (full NMR analyses are provided in Figure S10-S21). (C) PC conversion as a function of time at various temperatures in dry condition and with added water. (D) PC conversion as a function of time in the presence of different additives (H₂O, MeOH, THF, 0.62 eq. as compared to 5CC) at 40 °C

It led us to think that water might also play the role of a catalyst of the aminolysis reaction, just like it does for the addition of amine onto epoxides.^{18,48} To test this hypothesis, a simple model reaction was performed

by mixing propylene carbonate (PC) with our diamine (EDR148) in dilute medium (DMSO, [PC] ~ 5 mol L⁻¹), both in dry conditions and in the presence of a controlled amount of water (Figure 3A). Dried precursors were first mixed together, in a closed vial to prevent moisture uptake, and the reaction was performed at 40 °C under continuous stirring. The same reaction was then performed in the presence of 0.62 eq. of water as compared to PC, *i.e.* the H₂O:5CC ratio used in the thermosetting formulation containing 5 wt% of water. Both experiments were also performed at 25 and 60 °C. Figure 3B displays the NMR spectra of the model reactions containing water, after 420 min, for the different temperatures (detailed NMR results in ESI section 2.6, Figures S10-S21). The consumption of PC is attested by the disappearance of the doublet **a** at 1.37 ppm while the concomitant formation of the two regioisomers of hydroxyurethane is confirmed by the appearance of the doublets **b** and **c** at 1.05 and 1.15 ppm, respectively. The PC conversion as a function of time is plotted for the different model reactions in Figure 3C (the corresponding values of the integrals of the peaks are available in Figure S20). Clearly, for all temperatures, the kinetics are faster in the presence of water. For instance, at 40 °C, the time needed to reach 50% of PC conversion is reduced from ~ 280 min for the dry systems, to ~ 150 min for the system containing 0.62 eq. of water, *i.e.* a decrease by a factor of ~ 2. Triplicate of the reactions performed at 40 °C (Table S4), confirms the excellent repeatability and support the significance of these results. Because these experiments are performed in diluted conditions, where the role of water as an enhancer of molecular mobility through hydrogen bond disruption is completely overlapped by the solvent (*i.e.* DMSO, an excellent hydrogen bond disruptor), it can be concluded that water is a true catalyst of the 5CC's aminolysis. Figure 3C clearly suggests that at higher the temperature (*e.g.* 60 °C), the difference between the reaction rate of the non-catalyzed (dry) and the catalyzed (5 wt% of water) systems decreases. This is consistent with the increase of the probability to overcome the energy barriers at higher temperatures for both systems.

Importantly, the comparison of the NMR spectra of the model reactions to that of propylene glycol, PG, the hydrolysis product of PC (Figure 3B), confirms that PG is not formed in quantifiable amount during these experiments. To validate that this is also the case during the crosslinking reactions, *i.e.* in bulk, the same model reactions were conducted in solvent-free conditions (Figure S22, Table S5). The results indicate that only 2 to 3 mol% of the 5CC are converted in the hydrolysis product under these conditions and confirms that the extent of this side reaction is very limited for the crosslinking reactions as well. It is worth noting that, in bulk, the model reactions are nearly quantitative with PC conversions > 90% after 7h (Table S5).

Water was then substituted by MeOH and THF in the same diluted conditions (DMSO, [PC] ~ 5 mol L⁻¹). Figure 3D indicates that MeOH displays a catalytic activity comparable to that of water, while THF has no impact on the kinetic (*i.e.* same conversion profile than the additive-free system). These results are in accordance with the trend observed in rheology.

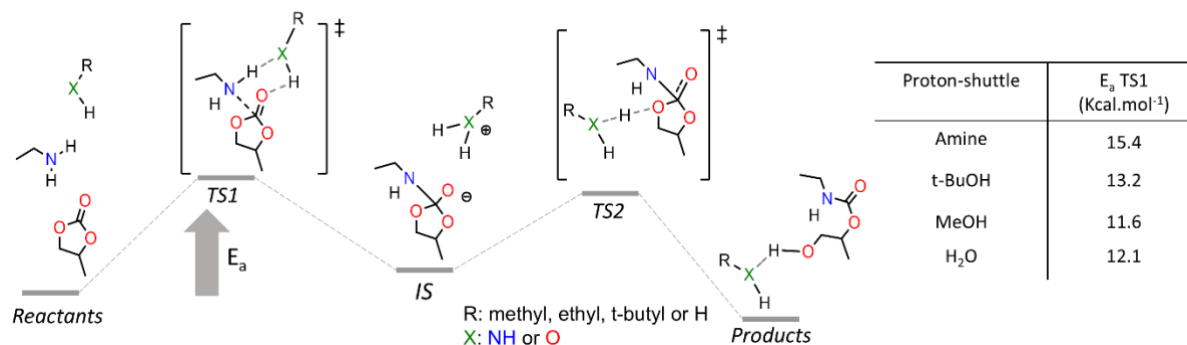


Figure 4: General representation of the energy levels of the transition states (TS) and intermediate states (IS) for the mechanistic pathway corresponding to the reaction of ethylamine with propylene carbonate in the presence of a proton shuttle catalyst (R-XH). The Gibbs free energies of TS1 obtained *via* DFT calculations are provided in the table for the different proton shuttles considered in this study. The full DFT calculations are available in the ESI sections 2.7 and 2.11.

Given the work of Kleij *et al.*, a mechanism based on a hydrogen bonded tetramolecular complex involving two molecules of water could be considered (concerted “proton-relay” catalysis).³⁰ However, the free energy barriers reported by the authors are high (~ 24 kcal mol⁻¹) and do not seem to reflect the magnitude of the catalytic effect of water observed in our study. Moreover, the molecularity of this mechanism, *i.e.* two molecules of water for one molecule of 5CC, is unlikely in our case given the sub-stoichiometric amount of water used as a reference (*i.e.* 62 mol% or 0.62 eq. vs 5CC). For all these reasons, it appeared reasonable to consider another possible mechanism. In particular, it seemed more appropriate that the catalytic activity of protic compounds such as H₂O and MeOH could be rationalized through a mechanism that was already described for amine R-NH₂. Indeed, it is well accepted that amines accelerate their own addition on carbonates (cyclic or linear) through a 2-steps mechanism described in Figure 4 (X = NH).^{49–53} The catalytic amine acts as a proton shuttle, forming a six-center ring transition state, TS1, leading to an intermediary state, IS, corresponding to a cyclic amino alkoxide anion interacting with a NH₃⁺ ammonium. When H₂O or MeOH are considered, they may play a similar role with an IS made of the same anion in interaction with a hydronium cation (H₃O⁺, X = O, R = H) or a methoxonium cation (MeOH₂⁺, X = O, R = Me), respectively.

To test these hypotheses, DFT calculations were conducted to compare the catalytic activity of R-NH₂, MeOH and H₂O (ESI section 2.7, Figure S23, S24). The Gibbs free energy of TS1 is reported in Figure 4 for the formation of primary hydroxyurethane. Clearly, for the rate determining step, TS1 is approximately 3 kcal mol⁻¹ smaller in the case of MeOH and H₂O as compared to R-NH₂, thus suggesting that they are performing better as proton shuttles and therefore exhibit better catalytic activity. The same trend is confirmed for the formation of secondary hydroxyurethane (Figure S23B). Importantly, the free energy barriers calculated in these scenarios (~ 10-15 kcal mol⁻¹) are much smaller than those reported by Kleij *et al.*, thus supporting that the proton shuttling mechanism seems to be more appropriate than the “proton-relay” hypothesis they proposed. To reinforce the accuracy of the computational method, energy minimization was performed through the Nudged Elastic Band method (NEB).⁵⁴ Three initial spatial dispositions of the molecules were envisioned: (i) H₂O in closer proximity of 5CC, (ii) H₂O in closer proximity of NH₂, and (iii) H₂O equidistant from 5CC and NH₂. NEB paths with up to 24 intermediate images are provided in ESI (attached video files). In all cases, the minimum energy path leads to a single transition state geometry corresponding to TS1, thus supporting our initial hypothesis. In the end, these calculations are in line with the results of both the rheological measurements and the model reactions. Interestingly, it can be hypothesized that the hydroxyl groups formed in the course of the polymerization might be involved in the catalysis of the reaction as well. This was already suggested by other authors.⁵⁵ The careful consideration of the conversion plots obtained for the dry systems (Figure 3C) reveals a slightly sigmoidal evolution that could be consistent with an autocatalytic behavior. However, an in-depth investigation of the reaction kinetics using hydroxyurethanes as a catalyst will be necessary to fully corroborate this hypothesis. In practice, in a thermosetting network, the hydroxyl groups will play two antagonistic roles: (i) their well accepted role as hydrogen bond promoters, resulting in the formation of a physical network that impairs molecular mobility and the progress of the reaction, (ii) their potential role as proton-shuttles for the catalysis of the aminolysis reaction. At this stage, our experiments do not permit to predict if the predominance of one role over the other evolves as the crosslinking reaction proceeds. The same interrogation applies for the different roles played by water, *i.e.* plasticizer *vs* catalyst. Advanced calculations such as Reactive Molecular Dynamics⁵⁶ could provide a deeper understanding of the system in future investigations.

These very promising results encouraged us to compare water to conventional organocatalysts of the 5CC-amine reaction. Indeed, when prepared in mild conditions ($RT \leq T \leq 50$ °C), PHUs are classically obtained

with the help of catalysts such as bicyclic amidines (*e.g.* DBU) or guanidines (*e.g.* TBD).^{14,57,58} They are known to favor faster kinetics and higher yields. However, due to their very strong pKa, they can also activate a number of undesirable side reactions including 5CC hydrolysis, when water is present,^{7,26,27} or amide formation, when the precursors contain ester functions.¹⁵ Moreover, amidine and guanidine are expensive chemicals and can pose safety issues when leaking out of the polymer network.

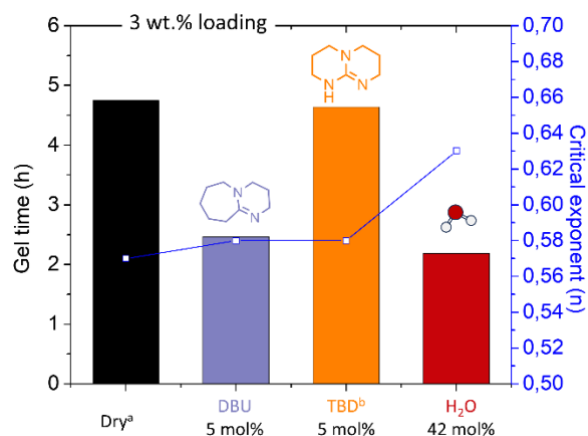


Figure 5: Gel time, t_{gel} , and critical exponent, n , for the crosslinking reaction of TMPTC and EDR 148 at 40 °C in dry condition and in the presence of 3 wt% of DBU, TBD or water. ^a These experiments were performed with a different model of rheometer. This explains the slight difference of t_{gel} compared to the results presented in Figure 1, see ESI for details. ^b TBD was not miscible in the formulation.

Here, we decided to compare the gel time and the critical exponent, n , when curing the TMPTC/EDR 148 formulation in the presence of water *versus* DBU or TBD. For all the additives, we used a conventional catalyst loading, *e.g.* 3 wt%, and the curing reaction was performed at 40 °C. The full rheological investigations are provided in ESI (ESI section 2.8, Figure S25 and Table S6). The variation of t_{gel} and n are represented in Figure 5. Clearly, water provides the shortest gel time, $t_{gel} = 2.2$ h, *versus* $t_{gel} = 2.5$ h and 4.6 h for DBU and TBD, respectively. Impressively, water can compete with a well-established liquid organocatalyst such as DBU. When considering the variation of the critical exponent, n is larger in the case of water (0.63), thus confirming that one of the underlying accelerating mechanisms relies on the interactions of water with the PHU clusters. The smaller value of n in the case of DBU (0.58) indicates that this catalyst has a milder impact on the dynamic of the clusters in the vicinity of the gel point, which is mostly due to its smaller molar content comparatively to water (5 mol% for DBU against 42 mol% for water). From this viewpoint, the very small molar mass of H₂O can be seen as a strong advantage over conventional

organocatalysts, as it enables to improve the molecular mobility of the growing network, even at very low mass loading. Concerning TBD, a solid compound, it is here of low activity due to its lack of solubility in the solvent-free formulation. Its efficient use would require an organic solvent to guarantee its homogeneous addition to the PHU precursors. From the perspective of the principles of green chemistry, using water instead is a much more sustainable alternative.

To confirm the practical relevance of water, the thermomechanical properties of the different networks were compared. Knowing that these properties are strongly impacted by atmospheric moisture,^{24,25,59} the samples were subjected to an accelerated conditioning in an atmospheric chamber to ensure a consistent comparison. After curing at 50 °C for 8 hours, they were vacuum dried (50 °C, 16 h), before a 24 h conditioning at 50% relative humidity (RH) and 25 °C, *i.e.* conditions mimicking a standard outdoor atmosphere. The glass transition temperature, T_g , was measured at each step of the process *via* Dynamic Scanning Calorimetry (DSC) and the mechanical properties of the conditioned samples were investigated *via* tensile testing. The DSC thermograms as well as the tensile profiles are available in the ESI section 2.9 (Figure S26 to S28). The values of the T_g 's, the tensile moduli, E, the stress at break, σ_b , and the strain at break, ϵ_b , are collected in Table 2.

Table 2. Thermal and mechanical characterizations of the PHU thermosets cured under dry conditions or in the presence of 5 wt% of added water and 3 wt% of added DBU

Sample	As cured T_g , 1 (°C) ^d	Dried T_g , 2 (°C) ^e	Equilibrated at 50% RH			
			T_g , 3 (°C) ^f	E (kPa) ^g	σ_b (kPa) ^h	ϵ_b (%) ⁱ
Dry (Catalyst free) ^a	0	13	-6	7.9 ± 0.27	1.09 ± 0.18	197 ± 41
Water (5 wt%) ^b	-7	10	-6	5.6 ± 0.18	0.98 ± 0.12	258 ± 39
DBU (3 wt%) ^c	10	12	-10	7.4 ± 0.15	0.83 ± 0.11	155 ± 28

^a Materials prepared from the crosslinking reaction of TMPTC with EDR148 (5CC:NH₂=1:1) after 8 h of curing at 50 °C. ^b same as ^a with 5 wt% water. ^c same as ^a with 3 wt% DBU, corresponding to around 5 mol% of catalyst by respect to 5CC, a common catalyst loading in the literature. ^d Glass transition temperature of the “as cured” sample on the 1st DSC cycle. ^e Glass-transition temperature of the cured material after drying at 50 °C under vacuum for 16 h on the 3rd DSC cycle. ^f Glass transition temperature of the priorily dried materials after conditioning in a climatic chamber for 24 h at 25 °C and 50% RH on the 1st DSC cycle. ^g Young Modulus, ^h Stress at break and ⁱ Strain at break of the priorily dried materials (50 °C under vacuum for 16 h) conditioned for 24 h at 25 °C and 50% RH, average on 5 replicates per sample.

Directly after curing, the water-cured sample exhibits the smallest T_g , -7 °C, which was expected given the strong plasticization ability of water (Figure S26). After the drying step, all samples exhibit similar T_g 's,

comprised between 10 °C and 13 °C, thus suggesting that, in these conditions, the samples are essentially the same (Figure S27). This is further confirmed by comparing their IR spectra (Figure S29, S30), which are superimposable. The same observation is valid after conditioning at 50% relative humidity, with T_g 's comprised between -10 °C and -6 °C. Remarkably, the tensile testing indicates that all the conditioned samples behave as rubbery elastomers with very similar behavior at break (Figure S28), although both the water-cured and the DBU-cured samples exhibit discrepancies as compared to the neat sample. A decrease of the tensile modulus is observed in the case of the water-cured sample, while a decrease of the stress and the strain at break are noticed in the case of the DBU-cured network. These differences are very certainly due to a small extent of side reactions. They potentially include some 5CC hydrolysis during the crosslinking reaction for the water-cured samples (see the model reactions in Figure S22) or main chain degradation catalyzed by DBU during the conditioning step for the DBU-cured sample as previously reported by other authors.⁶⁰ In any case, the magnitude of these differences are classical for thermosets cured with different catalytic systems. They are well accepted when compared to the benefit in terms of curing time, especially for applications such as coatings or adhesives.

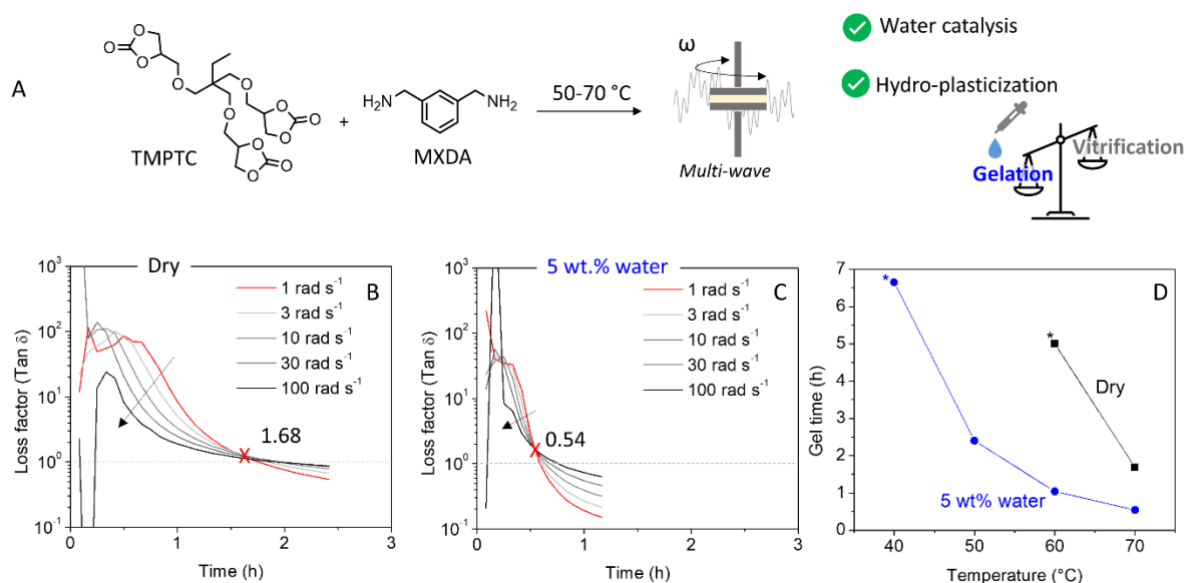


Figure 6. (A) Investigation of the crosslinking reaction of TMPTC with MXDA both in dry conditions and with 5 wt% of added water, at various temperatures (multiwave mode, 1.97% global strain amplitude, $\omega = 1, 3, 10, 30, 100 \text{ rad s}^{-1}$). Variation of the loss factor ($\tan(\delta)$) as a function of time for the crosslinking reaction of TMPTC and MXDA at 70 °C in the presence of (B) 0 wt% and (C) 5 wt% of added water (horizontal dotted lines correspond to the loss factor value of 1). (D) Variation of the gel time, t_{gel} , as a function of temperature for both the dry system and the system containing 5 wt% of added water. Datapoints with a star (*) correspond to temperatures for which vitrification interferes with gelation.

Finally, to further exemplify the general potential of water as an accelerating agent of the crosslinking reaction of PHU, it was tested for the reaction of TMPTC with another common and more hydrophobic diamine, m-xylylene diamine (MXDA, Figure 6A). The crosslinking reaction was monitored through multiwave rheological measurements at 70 °C, for the dry system and for the system containing 5 wt% of water. The evolution of the $\text{Tan}(\delta)$ curves as a function of time is represented in Figure 6B and Figure 6C, respectively. A significant decrease of t_{gel} from 1.7 h to 0.5 h is observed, thus confirming that water accelerates the crosslinking reaction of this more hydrophobic system as well. It is worth noting that, for this system, the T_g of the dried, fully cured network is ~ 45 °C (ESI section 2.10, Figure S33A, S33B). Thus, when monitoring the reaction in rheology for the dry system at lower temperatures than 70 °C, vitrification interferes with gelation (ESI section 2.10, Figure S31A, C, E). Such behavior is in agreement with other works on high T_g thermosets.⁶¹ Conveniently, the addition of 5 wt% of water lowers the T_g of the growing network (hydroplasticization), which enables the system to crosslink even at 40 °C, while limiting the impact of vitrification (Figure S31B, D, F). Noteworthy, the critical exponent was also affected by this vitrification interference (Table S7 and related discussion).

CONCLUSION

To conclude, this work provides the first in-depth investigation of the role of water during the crosslinking reaction of PHU thermosets, and its huge consequences on materials design. Rheology measurements, using a multi-frequency approach, indicates that even very small amounts of water (< 5 wt%) impressively shorten gel times (2 to 5 folds decrease). The multi-frequency methodology provides an unprecedented illustration of the interaction of water with the PHU thermoset under construction. Water breaks down the multiple intra- and inter-molecular H-bonding interactions within PHU. The main consequences are the enhancement of the molecular mobility within PHU clusters and their delayed vitrification (hydroplasticization), all contributing to accelerate the PHU growing rate. Moreover, we demonstrate that water catalyzes the aminolysis of 5CC as evidenced by a combination of model reactions and DFT calculations. Overall, this study not only clarifies how water influences the PHU crosslinking rate but also provides guidelines for applying PHU technology in industrially relevant applications, such as coatings and adhesives, that require rapid curing at near ambient temperatures. It suggests that, in some instances, water can substitute the common organocatalysts that were

required to reach such curing performance, thus avoiding their drawbacks (*e.g.* cost, toxicity, activation of side reactions). Adding small amount of water to solvent-free PHU formulations is a cost-effective, simple and robust manner to facilitate the production of more sustainable PHU materials. Overall, this work opens great perspectives for the development of PHU-based materials requiring mild processing conditions.

ASSOCIATED CONTENT

Supporting information

PDF: Materials and Methods, additional rheological data, FTIR monitoring of the crosslinking reactions, DSC thermograms and tensile testing of the materials, NMR monitoring of all model reactions, DFT calculations and atoms coordinates for all catalyzed aminolysis reactions

Videos: Nudged Elastic Band paths for the aminolysis of 5CC catalyzed by water.

AUTHOR INFORMATION

Corresponding Authors

* **Thomas Vidil** – University of Bordeaux, CNRS, Bordeaux INP, LCPO, 16 avenue Pey-Berland 33600 Pessac, France, ORCID: 0000-0002-6218-3418; E-mail: thomas.vidil@enscbp.fr

* **Christophe Detrembleur** – Center for Education and Research on Macromolecules (CERM), CESAM ResearchUnit, Department of Chemistry, University of Liège, 4000Liège, Belgium; ORCID: 0000-0001-7849-6796; E-mail: christophe.detrembleur@uliege.be

* **Henri Cramail** – University of Bordeaux, CNRS, Bordeaux INP, LCPO, 16 avenue Pey-Berland 33600 Pessac, France, ORCID: 0000-0001-9798-6352; E-mail: henri.cramail@enscbp.fr

Authors

Florent Monie – University of Bordeaux, CNRS, Bordeaux INP, LCPO, 16 avenue Pey-Berland 33600 Pessac, France

Étienne Grau – University of Bordeaux, CNRS, Bordeaux INP, LCPO, 16 avenue Pey-Berland 33600 Pessac, France, ORCID: 0000-0003-0396-1555

Bruno Grignard – Center for Education and Research on Macromolecules (CERM), CESAM Research Unit, Department of Chemistry, University of Liège, 4000 Liège, Belgium; ORCID: 0000-0002-6016-3317

Authors Contributions

FM: Conceptualization, methodology, validation, investigation, data curation, writing – original draft, TV: Conceptualization, methodology, validation, writing-review & editing, supervision. EG: Formal analysis, validation, investigation, resources, writing-review & editing. BG, CD, HC: Validation, resources, writing-review & editing, supervision, project administration.

Funding Sources

This project has received funding from the European Union’s Horizon 2020 research and innovation program under the Marie Skłodowska-Curie grant agreement no. 966700.

Note

The authors declare no competing financial interest.

ACKNOWLEDGMENT

This project has received funding from the European Union’s Horizon 2020 research and innovation program under the Marie Skłodowska-Curie grant agreement no. 955700. Dr. Péroline Helbling is acknowledged for discussions preliminary to the project. C.D. thanks the Region Wallonne for funding the WEL-T research project (FRFS-WEL-T; project “CHEMISTRY”, convention WEL-T-CR-2023 A – 02) and the Win2Wal project ECOFOAM (convention 2010130).

ABBREVIATIONS

5CC, 5-membered cyclic carbonate; TMPTC, trimethylolpropanetri glycidyl-carbonate; EDR 148, 1,2-bis(2-aminoethoxyethane); THF, tetrahydrofuran; MeOH, methanol; DMSO, dimethyl sulfoxide; SAOS, small amplitude oscillatory shear experiment; FTMS, Fourier transform mechanical spectroscopy; PC, propylene carbonate; MXDA, metaxylylene-diamine; T_g , glass-transition temperature; SI, swelling index; GC, gel content; DSC, differential scanning calorimetry

REFERENCES

- (1) L. Maisonneuve; O. Lamarzelle; E. Rix; E. Grau; Cramail, H. Isocyanate-Free Routes to Polyurethanes and Poly(Hydroxy Urethane)s. *Chemical Reviews* **2015**, *115*, 12407–12439.
- (2) Gomez-Lopez, A.; Panchireddy, S.; Grignard, B.; Calvo, I.; Jerome, C.; Detrembleur, C.; Sardon, H. Poly(Hydroxyurethane) Adhesives and Coatings: State-of-the-Art and Future Directions. *ACS Sustainable Chem. Eng.* **2021**, *9* (29), 9541–9562. <https://doi.org/10.1021/acssuschemeng.1c02558>.
- (3) Choong, P. S.; Chong, N. X.; Wai Tam, E. K.; Seayad, A. M.; Seayad, J.; Jana, S. Biobased Nonisocyanate Polyurethanes as Recyclable and Intrinsic Self-Healing Coating with Triple Healing Sites. *ACS Macro Letters* **2021**, *10* (5), 635–641. <https://doi.org/10.1021/acsmacrolett.1c00163>.
- (4) Panchireddy, S.; Thomassin, J.-M.; Grignard, B.; Damblon, C.; Tatton, A.; Jerome, C.; Detrembleur, C. Reinforced Poly(Hydroxyurethane) Thermosets as High Performance Adhesives for Aluminum Substrates. *Polym. Chem.* **2017**, *8* (38), 5897–5909. <https://doi.org/10.1039/C7PY01209H>.
- (5) Panchireddy, S.; Grignard, B.; Thomassin, J.-M.; Jerome, C.; Detrembleur, C. Catechol Containing Polyhydroxyurethanes as High-Performance Coatings and Adhesives. *ACS Sustainable Chem. Eng.* **2018**, *6* (11), 14936–14944. <https://doi.org/10.1021/acssuschemeng.8b03429>.
- (6) Monie, F.; Grignard, B.; Thomassin, J.-M.; Mereau, R.; Tassaing, T.; Jerome, C.; Detrembleur, C. Chemo- and Regioselective Additions of Nucleophiles to Cyclic Carbonates for the Preparation of Self-Blowing Non-Isocyanate Polyurethane Foams. *Angewandte Chemie - International Edition* **2020**, *59* (39), 17033–17041. <https://doi.org/10.1002/anie.202006267>.
- (7) Bourguignon, M.; Grignard, B.; Detrembleur, C. Water-Induced Self-Blown Non-Isocyanate Polyurethane Foams. *Angewandte Chemie International Edition* **2022**, *61* (51). <https://doi.org/10.1002/anie.202213422>.
- (8) Purwanto, N. S.; Chen, Y.; Wang, T.; Torkelson, J. M. Rapidly Synthesized, Self-Blowing, Non-Isocyanate Polyurethane Network Foams with Reprocessing to Bulk Networks via Hydroxyurethane Dynamic Chemistry. *Polymer* **2023**, *272*, 125858. <https://doi.org/10.1016/j.polymer.2023.125858>.
- (9) Coste, G.; Negrell, C.; Caillol, S. Cascade (Dithio)Carbonate Ring Opening Reactions for Self-Blowing Polyhydroxythiourethane Foams. *Macromolecular Rapid Communications* **2022**, *43* (13), 2100833. <https://doi.org/10.1002/marc.202100833>.

- (10) A. Cornille; S. Dworakowska; D. Bogdal; B. Boutevin; Caillol, S. A New Way of Creating Cellular Polyurethane Materials: NIPU Foams. *European Polymer Journal* **2015**, *66*, 129–138.
- (11) Helbling, P.; Hermant, F.; Petit, M.; Vidil, T.; Cramail, H. Design of Plurifunctional Cyclocarbonates and Their Use as Precursors of Poly(Hydroxyurethane) Thermosets: A Review. *Macro Chemistry & Physics* **2023**, *224* (23), 2300300. <https://doi.org/10.1002/macp.202300300>.
- (12) Blain, M.; Cornille, A.; Boutevin, B.; Auvergne, R.; Benazet, D.; Andrioletti, B.; Caillol, S. Hydrogen Bonds Prevent Obtaining High Molar Mass PHUs. *Journal of Applied Polymer Science* **2017**, *134* (45), 44958. <https://doi.org/10.1002/app.44958>.
- (13) A. Cornille; M. Blain; R. Auvergne; B. Andrioletti; B. Boutevin; Caillol, S. A Study of Cyclic Carbonate Aminolysis at Room Temperature: Effect of Cyclic Carbonate Structures and Solvents on Polyhydroxyurethane Synthesis. *Polymer Chemistry* **2017**, *8*, 592–604.
- (14) Bossion, A.; Aguirresarobe, R. H.; Irusta, L.; Taton, D.; Cramail, H.; Grau, E.; Mecerreyes, D.; Su, C.; Liu, G.; Müller, A. J.; Sardon, H. Unexpected Synthesis of Segmented Poly(Hydroxyurea–Urethane)s from Dicyclic Carbonates and Diamines by Organocatalysis. *Macromolecules* **2018**, *51* (15), 5556–5566. <https://doi.org/10.1021/acs.macromol.8b00731>.
- (15) Helbling, P.; Hermant, F.; Petit, M.; Tassaing, T.; Vidil, T.; Cramail, H. Unveiling the Reactivity of Epoxides in Carbonated Epoxidized Soybean Oil and Application in the Stepwise Synthesis of Hybrid Poly(Hydroxyurethane) Thermosets. *Polym. Chem.* **2023**, *14* (4), 500–513. <https://doi.org/10.1039/D2PY01318E>.
- (16) Hu, D.; Lyu, J.; Liu, T.; Lang, M.; Zhao, L. Solvation Effect of CO₂ on Accelerating the Curing Reaction Process of Epoxy Resin. *Chemical Engineering and Processing - Process Intensification* **2018**, *127*, 159–167. <https://doi.org/10.1016/j.cep.2018.01.027>.
- (17) Kovaleva, E. G.; Savotchenko, S. E. Kinetic Features of Polymerization of Epoxy Resin Modified by Silicon-containing Additives and Mineral Fillers. *Polymer Engineering & Sci* **2022**, *62* (1), 75–82. <https://doi.org/10.1002/pen.25833>.
- (18) Choi, S.; Janisse, A. P.; Liu, C.; Douglas, E. P. Effect of Water Addition on the Cure Kinetics of an Epoxy-Amine Thermoset. *Journal of Polymer Science Part A: Polymer Chemistry* **2011**, *49* (21), 4650–4659. <https://doi.org/10.1002/pola.24909>.

- (19) Chen, J.; Nakamura, T.; Aoki, K.; Aoki, Y.; Utsunomiya, T. Curing of Epoxy Resin Contaminated with Water. *J. Appl. Polym. Sci.* **2001**, *79* (2), 214–220. [https://doi.org/10.1002/1097-4628\(20010110\)79:2<214::AID-APP30>3.0.CO;2-S](https://doi.org/10.1002/1097-4628(20010110)79:2<214::AID-APP30>3.0.CO;2-S).
- (20) Shah, S. P.; Olaya, M. N.; Plaka, E.; McDonald, J.; Hansen, C. J.; Maiarù, M. Effect of Moisture Absorption on Curing of Wind Blades during Repair. *Composites Part A: Applied Science and Manufacturing* **2023**, *173*, 107706. <https://doi.org/10.1016/j.compositesa.2023.107706>.
- (21) Monie, F.; Grignard, B.; Detrembleur, C. Divergent Aminolysis Approach for Constructing Recyclable Self-Blown Nonisocyanate Polyurethane Foams. *ACS Macro Letters* **2022**, 236–242. <https://doi.org/10.1021/acsmacrolett.1c00793>.
- (22) Zubkevich, S. V.; Makarov, M.; Dieden, R.; Puchot, L.; Berthé, V.; Westermann, S.; Shaplov, A. S.; Schmidt, D. F. Unique Method for Facile Postsynthetic Modification of Nonisocyanate Polyurethanes. *Macromolecules* **2024**, *57* (5), 2385–2393. <https://doi.org/10.1021/acs.macromol.3c02232>.
- (23) Magliozzi, F.; Scali, A.; Chollet, G.; Montarnal, D.; Grau, E.; Cramail, H. Hydrolyzable Biobased Polyhydroxyurethane Networks with Shape Memory Behavior at Body Temperature. *ACS Sustainable Chemistry & Engineering* **2020**, *8* (24), 9125–9135. <https://doi.org/10.1021/acssuschemeng.0c02610>.
- (24) Pronoitis, C.; Hakkarainen, M.; Odelius, K. Structurally Diverse and Recyclable Isocyanate-Free Polyurethane Networks from CO₂-Derived Cyclic Carbonates. *ACS Sustainable Chem. Eng.* **2022**, *10* (7), 2522–2531. <https://doi.org/10.1021/acssuschemeng.1c08530>.
- (25) Łukaszewska, I.; Bukowczan, A.; Raftopoulos, K. N.; Pielichowski, K. Water-Polymer Interactions and Mechanisms of Water-Driven Glass Transition Decrease in Non-Isocyanate Polyhydroxyurethanes with Varying Hydration Sites. *Polymer* **2024**, *302*, 127060. <https://doi.org/10.1016/j.polymer.2024.127060>.
- (26) Ochiai, B.; Satoh, Y.; Endo, T. Nucleophilic Polyaddition in Water Based on Chemo-Selective Reaction of Cyclic Carbonate with Amine. *Green Chem.* **2005**, *7* (11), 765. <https://doi.org/10.1039/b511019j>.
- (27) Bourguignon, M.; Thomassin, J.-M.; Grignard, B.; Jerome, C.; Detrembleur, C. Fast and Facile One-Pot One-Step Preparation of Nonisocyanate Polyurethane Hydrogels in Water at Room Temperature. *ACS Sustainable Chem. Eng.* **2019**, *7* (14), 12601–12610. <https://doi.org/10.1021/acssuschemeng.9b02624>.
- (28) Bourguignon, M.; Thomassin, J.; Grignard, B.; Vertruyen, B.; Detrembleur, C. Water-Borne Isocyanate-Free Polyurethane Hydrogels with Adaptable Functionality and Behavior. *Macromol. Rapid Commun.* **2021**, *42* (3), 2000482. <https://doi.org/10.1002/marc.202000482>.

- (29) Bourguignon, M.; Grignard, B.; Detrembleur, C. Introducing Polyhydroxyurethane Hydrogels and Coatings for Formaldehyde Capture. *ACS Applied Materials & Interfaces* **2021**, *13* (45), 54396–54408. <https://doi.org/10.1021/acsami.1c16917>.
- (30) Guo, W.; González-Fabra, J.; Bandeira, N. A. G.; Bo, C.; Kleij, A. W. A Metal-Free Synthesis of N-Aryl Carbamates under Ambient Conditions. *Angewandte Chemie International Edition* **2015**, *54* (40), 11686–11690. <https://doi.org/10.1002/anie.201504956>.
- (31) Salanti, A.; Zoia, L.; Mauri, M.; Orlandi, M. Utilization of Cyclocarbonated Lignin as a Bio-Based Cross-Linker for the Preparation of Poly(Hydroxy Urethane)s. *RSC Adv.* **2017**, *7* (40), 25054–25065. <https://doi.org/10.1039/C7RA03416D>.
- (32) Ricarte, R. G.; Shanbhag, S. A Tutorial Review of Linear Rheology for Polymer Chemists: Basics and Best Practices for Covalent Adaptable Networks. *Polym. Chem.* **2024**, *15* (9), 815–846. <https://doi.org/10.1039/D3PY01367G>.
- (33) M., A.; B., N.; M., L. Polymer Gel Rheology and Adhesion. In *Rheology*; De Vicente, J., Ed.; InTech, 2012. <https://doi.org/10.5772/36975>.
- (34) Holly, E. E.; Venkataraman, S. K.; Chambon, F.; Henning Winter, H. Fourier Transform Mechanical Spectroscopy of Viscoelastic Materials with Transient Structure. *Journal of Non-Newtonian Fluid Mechanics* **1988**, *27* (1), 17–26. [https://doi.org/10.1016/0377-0257\(88\)80002-8](https://doi.org/10.1016/0377-0257(88)80002-8).
- (35) Purwanto, N. S.; Chen, Y.; Torkelson, J. M. Reprocessable, Bio-Based, Self-Blowing Non-Isocyanate Polyurethane Network Foams from Cashew Nutshell Liquid. *ACS Appl. Polym. Mater.* **2023**, *5* (8), 6651–6661. <https://doi.org/10.1021/acsapm.3c01196>.
- (36) Winter, H. H. Can the Gel Point of a Cross-Linking Polymer Be Detected by the G' - G'' Crossover? *Polymer Engineering and Science* **1987**, *27* (22), 1698–1702. <https://doi.org/10.1002/pen.760272209>.
- (37) Winter, H. H. Gel Point. In *Encyclopedia of Polymer Science and Technology*; Wiley, 2016; pp 1–15. <https://doi.org/10.1002/0471440264.pst476.pub2>.
- (38) Chambon, F.; Petrovic, Z. S.; MacKnight, W. J.; Winter, H. H. Rheology of Model Polyurethanes at the Gel Point. *Macromolecules* **1986**, *19* (8), 2146–2149. <https://doi.org/10.1021/ma00162a007>.
- (39) Purwanto, N. S.; Chen, Y.; Torkelson, J. M. Biobased, Reprocessable, Self-Blown Non-Isocyanate Polyurethane Foams: Influence of Blowing Agent Structure and Functionality. *European Polymer Journal* **2024**, *206*, 112775. <https://doi.org/10.1016/j.eurpolymj.2024.112775>.

- (40) Mortimer, S.; Ryan, A. J.; Stanford, J. L. Rheological Behavior and Gel-Point Determination for a Model Lewis Acid-Initiated Chain Growth Epoxy Resin. *Macromolecules* **2001**, *34* (9), 2973–2980. <https://doi.org/10.1021/ma001835x>.
- (41) Muthukumar, M. Screening Effect on Viscoelasticity near the Gel Point. *Macromolecules* **1989**, *22* (12), 4656–4658. <https://doi.org/10.1021/ma00202a050>.
- (42) Vidil, T.; Cloître, M.; Tournilhac, F. Control of Gelation and Network Properties of Cationically Copolymerized Mono- and Diglycidyl Ethers. *Macromolecules* **2018**, *51* (14), 5121–5137. <https://doi.org/10.1021/acs.macromol.8b00406>.
- (43) Scanlan, J. C.; Winter, H. H. Composition Dependence of the Viscoelasticity of End-Linked Poly(Dimethylsiloxane) at the Gel Point. *Macromolecules* **1991**, *24* (1), 47–54. <https://doi.org/10.1021/ma00001a008>.
- (44) Muller, R.; Gerard, E.; Dugand, P.; Rempp, P.; Gnanou, Y. Rheological Characterization of the Gel Point: A New Interpretation. *Macromolecules* **1991**, *24* (6), 1321–1326. <https://doi.org/10.1021/ma00006a017>.
- (45) Eloundou, J. P.; Feve, M.; Gerard, J. F.; Harran, D.; Pascault, J. P. Temperature Dependence of the Behavior of an Epoxy–Amine System near the Gel Point through Viscoelastic Study. 1. Low- T_g Epoxy–Amine System. *Macromolecules* **1996**, *29* (21), 6907–6916. <https://doi.org/10.1021/ma960287d>.
- (46) Hu, X.; Fan, J.; Yue, C. Y. Rheological Study of Crosslinking and Gelation in Bismaleimide/Cyanate Ester Interpenetrating Polymer Network. *J of Applied Polymer Sci* **2001**, *80* (13), 2437–2445. <https://doi.org/10.1002/app.1350>.
- (47) Raman, V. I.; Palmese, G. R. Influence of Tetrahydrofuran on Epoxy–Amine Polymerization. *Macromolecules* **2005**, *38* (16), 6923–6930. <https://doi.org/10.1021/ma0481555>.
- (48) Shechter, L.; Wynstra, J.; Kurkijy, R. P. Glycidyl Ether Reactions with Amines. *Ind. Eng. Chem.* **1956**, *48* (1), 94–97. <https://doi.org/10.1021/ie50553a029>.
- (49) Hui, X.; Wang, L.; Shi, J.; Wei, T.; Guo, F.; Cao, Y.; He, P.; Zhang, J.; Li, H. Hydrogen bond promoted methoxycarbonylation of pentanediamine to biobased dicarbamate by accelerating proton transfer. *ACS Sustainable Chem. Eng.* **2024**, *12* (25), 9320–9330. <https://doi.org/10.1021/acssuschemeng.3c07636>

- (50) Garipov, R. M.; Sysoev, V. A.; Mikheev, V. V.; Zagidullin, A. I.; Deberdeev, R. Ya.; Irzhak, V. I.; Berlin, A. I. Reactivity of Cyclocarbonate Groups in Modified Epoxy–Amine Compositions. *Doklady Physical Chemistry* **2003**, *393* (1–3), 289–292. <https://doi.org/10.1023/B:DOPC.0000003463.07883.c9>.
- (51) Levina, M. A.; Krashennnikov, V. G.; Zabalov, M. V.; Tiger, R. P. Nonisocyanate Polyurethanes from Amines and Cyclic Carbonates: Kinetics and Mechanism of a Model Reaction. *Polym. Sci. Ser. B* **2014**, *56* (2), 139–147. <https://doi.org/10.1134/S1560090414020092>.
- (52) Zabalov, M. V.; Tiger, R. P.; Berlin, A. A. Reaction of Cyclocarbonates with Amines as an Alternative Route to Polyurethanes: A Quantum–Chemical Study of Reaction Mechanism. *Dokl Chem* **2011**, *441* (2), 355–360. <https://doi.org/10.1134/S0012500811120032>.
- (53) Salvado, V.; Dolatkhani, M.; Grau, É.; Vidil, T.; Cramail, H. Sequence-Controlled Polyhydroxyurethanes with Tunable Regioregularity Obtained from Sugar-Based Vicinal Bis-Cyclic Carbonates. *Macromolecules* **2022**, *55* (16), 7249–7264. <https://doi.org/10.1021/acs.macromol.2c01112>.
- (54) Ásgeirsson, V.; Birgisson, B. O.; Bjornsson, R.; Becker, U.; Neese, F.; Riplinger, C.; Jónsson, H. Nudged Elastic Band Method for Molecular Reactions Using Energy-Weighted Springs Combined with Eigenvector Following. *J. Chem. Theory Comput.* **2021**, *17* (8), 4929–4945. <https://doi.org/10.1021/acs.jctc.1c00462>.
- (55) Nemirovsky, V. D.; Skorokhodov, S. S. Kinetic Study of Aminolysis of Poly(vinylene Carbonate) and Related Model Compounds. *Journal of Polymer Science: Part C* **1967**, *16*, 1471–1478. <https://doi.org/10.1002/polc.5070160324>
- (56) Mathieu, D.; Borges, I. In *Theoretical and Computational Chemistry*, vol.12, Elsevier, 2022, pp 255–289. <https://doi.org/10.1016/B978-0-12-822971-2.00012-7>
- (57) M. Blain; L. Jean-Gérard; R. Auvergne; D. Benazet; S. Caillol; Andrioletti, B. Rational Investigations in the Ring Opening of Cyclic Carbonates by Amines. *Green Chemistry* **2014**, *16*, 4286–4291.
- (58) Lambeth, R. H.; Henderson, T. J. Organocatalytic Synthesis of (Poly)Hydroxyurethanes from Cyclic Carbonates and Amines. *Polymer* **2013**, *54* (21), 5568–5573. <https://doi.org/10.1016/j.polymer.2013.08.053>.
- (59) Raftopoulos, K. N.; Łukaszewska, I.; Bujalance Calduch, C.; Stachak, P.; Lalik, S.; Hebda, E.; Marzec, M.; Pieliowski, K. Hydration and Glass Transition of Hybrid Non-Isocyanate Polyurethanes with POSS Inclusions. *Polymer* **2022**, *253*, 125010. <https://doi.org/10.1016/j.polymer.2022.125010>.

- (60) Sardon, H.; Engler, A. C.; Chan, J. M. W.; García, J. M.; Coady, D. J.; Pascual, A.; Mecerreyes, D.; Jones, G. O.; Rice, J. E.; Horn, H. W.; Hedrick, J. L. Organic Acid-Catalyzed Polyurethane Formation via a Dual-Activated Mechanism: Unexpected Preference of N-Activation over O-Activation of Isocyanates. *J. Am. Chem. Soc.* **2013**, *135* (43), 16235–16241. <https://doi.org/10.1021/ja408641g>.
- (61) Eloundou, J.-P.; Gerard, J.-F.; Harran, D.; Pascault, J. P. Temperature Dependence of the Behavior of a Reactive Epoxy–Amine System by Means of Dynamic Rheology. 2. High- T_g Epoxy–Amine System. *Macromolecules* **1996**, *29* (21), 6917–6927. <https://doi.org/10.1021/ma9602886>