



HAL
open science

Improved quasi-min-max MPC for constrained LPV systems via nonlinearly parameterized state feedback control

Jin Yan, Hoai Nam Nguyen, Nel Samama

► **To cite this version:**

Jin Yan, Hoai Nam Nguyen, Nel Samama. Improved quasi-min-max MPC for constrained LPV systems via nonlinearly parameterized state feedback control. Conference on Decision and Control (CDC), IEEE, Dec 2024, Milan (Italie), Italy. hal-04671198

HAL Id: hal-04671198

<https://hal.science/hal-04671198>

Submitted on 14 Aug 2024

HAL is a multi-disciplinary open access archive for the deposit and dissemination of scientific research documents, whether they are published or not. The documents may come from teaching and research institutions in France or abroad, or from public or private research centers.

L'archive ouverte pluridisciplinaire **HAL**, est destinée au dépôt et à la diffusion de documents scientifiques de niveau recherche, publiés ou non, émanant des établissements d'enseignement et de recherche français ou étrangers, des laboratoires publics ou privés.

Improved Quasi-Min-Max MPC for Constrained LPV Systems via Nonlinearly Parameterized State Feedback Control

Jin Yan[†], Hoai-Nam Nguyen[†], Nel Samama[†]

Abstract—We consider the regulation problem of linear parameter varying systems with input and state constraints. It is assumed that the time-varying parameters are available at the current time, but their future behavior is unknown and contained in a polytopic set. The aim is to design new stabilizing quasi-min-max MPC algorithms based on a nonlinearly parameterized state feedback control law. It is shown that the use of such a control law leads to less conservative results compared to those derived from linearly parameterized state feedback control laws. At each time instant, a convex semi-definite optimization problem is required to be solved. Two numerical examples, including a non-quadratically stabilizable system, are given with comparison to earlier solutions from the literature to illustrate the effectiveness of the proposed approaches.

I. INTRODUCTION

Model Predictive Control (MPC) is widely used in industry as an effective method for dealing with constrained multi-variable control problems [1], [2], [3]. In essence, this control scheme consists of the on-line optimization technique: at each time instant, an open-loop optimization problem is solved online using the current available measurements. The first element of the resulting optimal control sequence is applied to the system. At the next time instant, the entire procedure is repeated: the optimization problem is refreshed with the new measurements and re-solved. The issues of feasibility of the on-line optimization problem, and of stability of the closed-loop system are largely understood for linear discrete-time systems with input and state constraints.

In the last three decades, various research efforts have been made to synthesize an MPC controller for nonlinear systems, see e.g., [4], [5]. In this context, linear parameter varying (LPV) system modeling framework offers a powerful tool. LPV systems are dynamical models capable of capturing the behavior of nonlinear plants in terms of a linear structure [6]. Signal relations between the inputs and outputs in an LPV representation are linear. Nonetheless, this linearity is parameter-dependent. The parameters affecting the system dynamics are often referred to as scheduling variables, which are assumed to be measurable online and taking values from a so-called scheduling region, often restricted to be a polytopic set.

Frequently used MPC approaches for the control of LPV systems with input and state constraints are based on the online design of closed-loop linear feedback strategies, e.g., [7], [15], [16]. The optimization is done over a feedback law.

In [9], a quasi-min-max MPC algorithm was proposed. The MPC algorithm is called quasi since the first stage cost can be calculated without any uncertainty. At time instant k , the first predicted control move $u(k)$ is separated from the rest of the predicted control moves $u(k+t), \forall t \geq 1$ governed by a feedback control law. At each time instant, a solution of a convex semi-definite program (SDP) is required. It was shown that the quasi-min-max MPC control law can improve the performance and reduce the conservativeness with respect to other min-max MPC techniques, e.g., [8]. However, the feedback control law for $u(k+t), \forall t \geq 1$ in [9] is a linear function of the scheduling parameters.

It is worth noticing that the application of the Linear Matrix Inequality (LMI) technique in the context of fuzzy control has opened up new ideas for the design of MPC strategies for LPV systems. In [11], a nonlinearly parameterized Lyapunov function and an associated nonlinearly parameterized state feedback control law were proposed for the stabilization problem of a discrete-time Takagi-Sugeno fuzzy system. It was shown that the results are less conservative than what can be obtained with a quadratic Lyapunov function. Using this class of Lyapunov function and of the control law, an LMI based MPC control law was considered in [17]. The algorithm can be classified as a closed-loop linear feedback strategy, as the optimization is done over a feedback law.

The objective of this paper is to propose new stabilizing quasi-min-max MPC algorithms for LPV systems. Both input and state constraints are considered. The main contributions of the paper are

- We consider the class of nonlinearly parameterized state feedback control laws for $u(k+t), t \geq 1$ in our quasi-min-max MPC algorithms.
- Our nonlinearly parameterized Lyapunov function is simpler than the one in [11], [17]. In our companion paper, we show that the use of the complex Lyapunov function in [11], [17] does not bring any advantages compared to ours.
- We provide a new LMI condition for state constraints.
- We show how to reformulate the online optimization problem as a convex SDP program.

The paper is organized as follows. Section II covers the problem formulation and preliminaries. Section III is dedicated to the main results of the paper. Two simulated examples with comparison to earlier solutions from the literature are evaluated in Section IV before drawing the conclusions in Section V.

Notation: We denote by \mathbb{R} the set of real number, by

[†] Samovar, Telecom-SudParis, Institute Polytechnique de Paris, 91120 Palaiseau France {jin.yan; hoai-nam.nguyen; nel.samama}@telecom-sudparis.eu

$\mathbb{R}^{n \times m}$ the set of $n \times m$ real matrices. Given an integer $L > 0$, we use $\overline{1, L}$ to denote the set $\{1, 2, \dots, L\}$. We denote a positive definite matrix P by $P \succ 0$. We use \mathbb{S}^n to denote the set of positive definite matrices in $\mathbb{R}^{n \times n}$. For symmetric matrices, the symbol $(*)$ denotes each of its symmetric block. For a given matrix $P \in \mathbb{S}^n$, $\mathcal{E}(P)$ is used to denote the ellipsoid

$$\mathcal{E}(P) = \{x \in \mathbb{R}^n : x^T P^{-1} x \leq 1\}$$

We use $0, I$ to denote the zero and the identity matrices of appropriate dimension.

II. PROBLEM FORMULATION AND PRELIMINARIES

A. Problem Formulation

Consider the following discrete-time linear parameter varying (LPV) system

$$x(k+1) = A(k)x(k) + B(k)u(k) \quad (1)$$

where $x \in \mathbb{R}^{n_x}$ is the measured state, $u \in \mathbb{R}^{n_u}$ is the control input. The matrices $[A(k) \ B(k)] \in \Omega$ with

$$\Omega = \text{Co}([A_1 \ B_1], [A_2 \ B_2], \dots, [A_L \ B_L]) \quad (2)$$

where $A_j \in \mathbb{R}^{n_x \times n_x}$ and $B_j \in \mathbb{R}^{n_x \times n_u}$ are constant matrices, $\forall j = \overline{1, L}$, L is the number of subsystems, and $\text{Co}(\cdot)$ denotes the convex hull operator. It is well known [13] that the condition $[A(k) \ B(k)] \in \Omega$ holds if and only if $\exists p_j(k), \forall j = \overline{1, L}$ such that

$$A(k) = \sum_{j=1}^L p_j(k)A_j, B(k) = \sum_{j=1}^L p_j(k)B_j \quad (3)$$

where $p(k) = [p_1(k) \ p_2(k) \ \dots \ p_L(k)]^T$ satisfies

$$p(k) \in \Sigma_L := \left\{ p \in \mathbb{R}^L \mid \sum_{j=1}^L p_j = 1, p_j \geq 0 \right\} \quad (4)$$

The vector $p(k)$ may represent time-varying lumped parameters or state space components. In this paper, it is assumed here after.

LPV hypothesis: $p(k)$ is available in each time instant k .

The state $x(k)$ and the input $u(k)$ are subject to the constraints, $\forall k \geq 0$

$$\begin{cases} x(k) \in \mathcal{X} := \{x \in \mathbb{R}^{n_x} \mid |x_l| \leq x_{l, \max}, l = \overline{1, n_x}\} \\ u(k) \in \mathcal{U} := \{u \in \mathbb{R}^{n_u} \mid |u_l| \leq u_{l, \max}, l = \overline{1, n_u}\} \end{cases} \quad (5)$$

We denote $x(k+t), u(k+t), t = 0, 1, \dots$, respectively, as the predicted states and the predicted control inputs at time $k+t$ from time k . Consider the following infinite horizon objective function

$$J_0^\infty(k) = \sum_{t=0}^{\infty} x(k+t)^T Q x(k+t) + u(k+t)^T R u(k+t) \quad (6)$$

where $Q \in \mathbb{S}^{n_x}, R \in \mathbb{S}^{n_u}$ are weighting matrices.

At a generic time k , the objective of the paper is to design a control law

$$u(k+t) = g(x(k+t), p(k+t)), t = 0, 1, \dots \quad (7)$$

that asymptotically stabilizes the system (1). Furthermore, $u(k+t) = g(x(k+t), p(k+t))$ should solve the following min-max problem

$$\begin{aligned} \min_{U_0^\infty(k)} \max_{[A(p(k+t)), B(p(k+t))] \in \Omega} J_0^\infty(k) \\ \text{s.t. (1), (5)} \end{aligned} \quad (8)$$

where

$$U_0^\infty(k) = [u(k)^T \ u(k+1)^T \ \dots]^T \quad (9)$$

One way to solve the problem (8) is to apply the quasi-min-max MPC control strategy [9]. Using this method, we split the cost function $J_0^\infty(k)$ into two parts

$$J_0^\infty(k) = x(k)^T Q x(k) + u(k)^T R u(k) + J_1^\infty(k) \quad (10)$$

with

$$J_1^\infty(k) = \sum_{t=1}^{\infty} x(k+t)^T Q x(k+t) + u(k+t)^T R u(k+t) \quad (11)$$

Using (10), (11), and the principle of optimality [14], problem (8) is equivalent to

$$\begin{aligned} \min_{u(k)} \left(u(k)^T R u(k) + \min_{U_1^\infty(k)} \max_{[A(p(k+t)), B(p(k+t))] \in \Omega} J_1^\infty(k) \right) \\ \text{s.t. (1), (5)} \end{aligned} \quad (12)$$

with $U_1^\infty(k) = [u(k+1)^T \ u(k+2)^T \ \dots]^T$. Note that the term $x(k)^T Q x(k)$ is removed from the cost (12) as it does not influence the optimal argument.

In the quasi-min-max MPC, the first control move $u(k)$ is a decision variable in the problem (12). The rest of the future control moves is parameterized as [9]

$$u(k+t) = F x(k+t), \forall t = 1, 2, \dots \quad (13)$$

where $F \in \mathbb{R}^{n_u \times n_x}$ is a decision variable in (12). In [9], [15], [16], less conservative results can be achieved where linearly scheduled state feedback control laws of the form, $\forall t = 1, 2, \dots$

$$u(k+t) = \left(\sum_{j=1}^L p_j(k+t) F_j \right) x(k+t) \quad (14)$$

are employed, where $F_j \in \mathbb{R}^{n_u \times n_x}, \forall j = \overline{1, L}$ are decision variables in (8).

With the aim of obtaining even less conservative results, in this paper we will adopt the following class of nonlinearly parameterized state feedback control laws, $\forall t = 1, 2, \dots$

$$u(k+t) = F(k+t)G(k+t)^{-1}x(k+t) \quad (15)$$

where $F(k+t) = \sum_{j=1}^L p_j(k+t)F_j, G(k+t) = \sum_{j=1}^L p_j(k+t)G_j$

with $F_j \in \mathbb{R}^{n_u \times n_x}, G_j \in \mathbb{R}^{n_x \times n_x}, \forall j = \overline{1, L}$, are decision variables in (8). Clearly if $G_j = I, \forall j = \overline{1, L}$ then (15) coincides with (14).

It should be stressed that the use of (15) is not new. In [11], the authors employed (15) for the stabilization problem of unconstrained discrete-time Takagi-Sugeno fuzzy systems. The control law (15) was also used in the context

of MPC [17] for constrained LPV systems. However the MPC strategy is not the quasi-min-max one, as the cost function does not split into two parts, and the control input is parameterized by (15) for all $t \geq 0$.

It is worth noticing that both in [11], [17], the following nonlinearly parameterized Lyapunov function

$$V(x, p) = x^T \left(\sum_{j=1}^L p_j G_j \right)^{-T} \left(\sum_{j=1}^L p_j P_j \right) \left(\sum_{j=1}^L p_j G_j \right)^{-1} x \quad (16)$$

was employed to associate with the control law (15). In our companion paper, we will show that the use of (16) does not bring any advantages compared to our simpler "nonlinearly" parameterized Lyapunov function in Section III.

B. Preliminaries

We will deal several times with the following double sum positivity problem of the form

$$x^T \left(\sum_{i,j=1}^L p_i p_j M_{ij} \right) x \geq 0 \quad (17)$$

where $x \in \mathbb{R}^n$, $M_{ij} \in \mathbb{R}^{n \times n}$. The parameters p_i satisfy

$$\sum_{i=1}^L p_i = 1, p_i \geq 0, \forall i = \overline{1, L} \quad (18)$$

Lemma 1: [12] Inequality (17) holds $\forall x \in \mathbb{R}^n$, $\forall p_i$ satisfying (18) if

$$\begin{cases} M_{ii} \succeq 0, \forall i = \overline{1, L} \\ \frac{2}{L-1} M_{ii} + M_{ij} + M_{ji} \succeq 0, 1 \leq i \neq j \leq L \end{cases} \quad (19)$$

We will use the following lemma to construct a parameter dependent Lyapunov function.

Lemma 2: [18] Given $Q \in \mathbb{S}^{n \times n}$, $G \in \mathbb{R}^{n \times n}$. The following relation holds

$$G^T Q^{-1} G \succeq G + G^T - Q \quad (20)$$

III. MAIN RESULTS

A. Algorithm 1

In this section, we will first provide a way to calculate the upper bound of $J_1^\infty(k)$ using the control law (15). Substituting (15) into (1), one obtains, $\forall t \geq 1$

$$x(k+t+1) = A_c(k+t)x(k+t) \quad (21)$$

where $A_c(k+t) = A(k+t) + B(k+t)F(k+t)G(k+t)^{-1}$. We will provide a way to design $F_j, G_j, \forall j = \overline{1, L}$ such that the closed-loop system (21) is asymptotically stable. For the moment, it is assumed that $\lim_{t \rightarrow \infty} x(k+t) = 0$ for any admissible state $x(k)$.

Consider the following parameterized quadratic function, $\forall t \geq 1$

$$V(k+t) = x(k+t)^T \left(\sum_{j=1}^L p_j(k+t) S_j \right)^{-1} x(k+t) \quad (22)$$

where $S_j \in \mathbb{S}^{n_x \times n_x}, \forall j = \overline{1, L}$ are chosen to satisfy, $\forall t \geq 1$

$$x^T(k+t) Q x(k+t) + u(k+t)^T R u(k+t) \leq V(k+t) - V(k+t+1) \quad (23)$$

As $\lim_{t \rightarrow \infty} x(k+t) = 0$, one has $\lim_{t \rightarrow \infty} V(k+t) = 0$. Summing (23) from $t = 1$ to $t = \infty$, one obtains

$$\sum_{t=1}^{\infty} x^T(k+t) Q x(k+t) + u(k+t)^T R u(k+t) \leq V(k+1)$$

or equivalently, $\forall k \geq 0$

$$J_1^\infty(k) \leq V(k+1) \quad (24)$$

Hence $V(k+1)$ is an upper bound of the cost $J_1^\infty(k)$.

Define $R_c \in \mathbb{R}^{n_u \times n_u}, Q_c \in \mathbb{R}^{n_x \times n_x}$, respectively, as a squared root of R, Q , i.e., $R_c^T R_c = R, Q_c^T Q_c = Q$. For a given $x(k)$, the following result provides a way to calculate $u(k), F_j, G_j, S_j$ that satisfies condition (23), and that solves the problem (12).

Proposition 1: For a given $x(k)$ at a generic time instant k , a solution to the problem (12) may be found by solving the following SDP program

$$\min_{u(k), F_j, G_j, \tilde{S}_j, \alpha} \{ \alpha \} \quad (25)$$

subject to

$$\begin{bmatrix} 1 & * & * \\ A(k)x(k) + B(k)u(k) & \tilde{S}_s & * \\ R_c u(k) & 0 & \alpha I \end{bmatrix} \succeq 0, s = \overline{1, L} \quad (26)$$

$$M_{iis} \succeq 0, i = \overline{1, L}, s = \overline{1, L} \quad (27)$$

$$\frac{2}{L-1} M_{iis} + M_{ijs} + M_{jis} \succeq 0, 1 \leq i \neq j \leq L, s = \overline{1, L} \quad (28)$$

$$|u_l(k)| \leq u_{l, \max}, \forall l = \overline{1, n_u} \quad (29)$$

$$\begin{bmatrix} \alpha u_{l, \max}^2 & * \\ F_i^T f_{l,u} & G_i^T + G_i - \tilde{S}_i \end{bmatrix} \succeq 0, i = \overline{1, L}, l = \overline{1, n_u} \quad (30)$$

$$\begin{bmatrix} x_{l, \max}^2 & * \\ \tilde{S}_i f_{l,x} & \tilde{S}_i \end{bmatrix} \succeq 0, i = \overline{1, L}, l = \overline{1, n_x} \quad (31)$$

where $\tilde{S}_s = \alpha S_s, \forall s = \overline{1, L}$, and, $\forall i, \forall j, \forall s = \overline{1, L}$

$$M_{ijs} = \begin{bmatrix} G_i^T + G_i - \tilde{S}_i & * & * & * \\ A_i G_j + B_i F_j & \tilde{S}_s & * & * \\ Q_c G_i & 0 & \alpha I & * \\ R_c F_i & 0 & 0 & \alpha I \end{bmatrix} \quad (32)$$

and $f_{l,u}, f_{l,x}$ are, respectively, the l th element of the standard basis in \mathbb{R}^{n_u} and \mathbb{R}^{n_x} , i.e.,

$$\begin{cases} f_{l,u} = [0 \dots 0 \ 1 \ 0 \dots 0]^T, \\ f_{l,x} = [0 \dots 0 \ 1 \ 0 \dots 0]^T \end{cases} \quad (33)$$

Proof: See Appendix. \square

For further use, denote the solution of (25), (26), (27), (28), (29), (30), (31) as $u^*(k), F_j^*, G_j^*, S_j^*, \forall j = \overline{1, L}$.

Remark 1: It is worth noting that, unlike [9], we omit the term $x(k)^T Q x(k)$ in (12). Hence the dimension of the

LMI condition (26) is smaller than that of the corresponding condition in [9]. Consequently, the computational effort is reduced. \square

Remark 2: Using the proof of Proposition 1, it follows that condition (31) is for the admissibility of the state constraints. Note that this condition is much simpler than that was proposed in [9]. \square

Based on Proposition 1, we propose the following quasi-min-max MPC algorithm

Algorithm 1 Improved quasi-min-max MPC

- 1: Set $k \leftarrow 0$
 - 2: Measure and/or estimate $x(k)$ and $p(k)$.
 - 3: Solve the optimization problem (25), (26), (27), (28), (29), (30), (31).
 - 4: Feed the plant with $u^*(k)$.
 - 5: Set $k \leftarrow k + 1$ and go to step 2.
-

The following theorem holds.

Theorem 1: Assuming feasibility at the initial condition $x(0)$. Then, Algorithm 1 guarantees recursive feasibility, and the closed-loop system with the MPC control law yields is asymptotically stable.

Feasibility Proof: The basic idea of the feasibility proof is to show that the optimal solution at time k is a feasible solution at time $k + 1$.

As condition (26) is for the performance, one needs only to check conditions (27), (28), (29), (30), (31).

Using the proof of Proposition 1, one has that conditions (27), (28) do not contain the parameters $p(k)$, and are for the upper bound of the cost $J_1^\infty(k)$. Using (23), it is clear that if $J_1^\infty(k) \leq V(k + 1)$, then $J_1^\infty(k + 1) \leq V(k + 2)$. Hence conditions (27), (28) are satisfied at time $k + 1$.

Using (30), one has $|u_l(k + 1)| \leq u_{l,max}, \forall l = \overline{1}, \overline{L}$ with

$$u(k + 1) = F^*(k + 1)G^*(k + 1)^{-1}x(k + 1)$$

Hence, condition (29) is satisfied. It remains to show (30), (31), which are for the constraint admissibility. As (30), (31) do not contain the parameters $p(k)$, hence if it holds at time k , then it holds at time $k + 1$.

Stability Proof: Consider the following parameter-dependent Lyapunov candidate function

$$\begin{aligned} \phi(k) = & x(k)^T Q x(k) + u^*(k)^T R u^*(k) \\ & + x(k + 1)^T S^*(k + 1)^{-1} x(k + 1) \end{aligned} \quad (34)$$

where $u^*(k), S_j^*, \forall j = \overline{1}, \overline{L}$ are the outputs of Algorithm 1 at time k . Note that $\phi(k) > 0, \forall x(k) \neq 0$. Note also that in Algorithm 1, if $x(k) = 0$, then $u(k) = 0$ is the solution. In this case $\phi(k) = 0$.

As $u(k + 1) = F^*(k + 1)G^*(k + 1)^{-1}x(k + 1)$ and $S^*(k + 1)$ is a feasible solution at time $k + 1$, one obtains

$$\begin{aligned} & x(k + 1)^T Q x(k + 1) + u(k + 1)^T R u(k + 1) \\ & + x(k + 2)^T S(k + 2)^{-1} x(k + 2) \\ & \leq x(k + 1)^T S^*(k + 1)^{-1} x(k + 1) \end{aligned} \quad (35)$$

Using (34), (35), one gets

$$\begin{aligned} \phi(k) \geq & x(k)^T Q x(k) + u^*(k)^T R u^*(k) \\ & + x(k + 1)^T Q x(k + 1) + u(k + 1)^T R u(k + 1) \\ & + x(k + 2)^T S(k + 2)^{-1} x(k + 2) \end{aligned} \quad (36)$$

At time instant $k + 1$, one has

$$\begin{aligned} \phi(k + 1) = & x(k + 1)^T Q x(k + 1) + u^*(k + 1)^T R u^*(k + 1) \\ & + x(k + 2)^T S^*(k + 2)^{-1} x(k + 2) \\ \leq & x(k + 1)^T Q x(k + 1) + u(k + 1)^T R u(k + 1) \\ & + x(k + 2)^T S(k + 2)^{-1} x(k + 2) \end{aligned} \quad (37)$$

Combining (36), (37), one obtains

$$\phi(k) \geq \phi(k + 1) + x(k)^T Q x(k) + u^*(k)^T R u^*(k)$$

Hence, $\phi(k)$ is a Lyapunov function for the closed-loop system with the control law $u(k) = u^*(k)$. In the other words, asymptotic stability is guaranteed. This complete the proof. \square

B. Algorithm 2

Algorithm 1 guarantees recursive feasibility and the closed-loop system is asymptotically stable. With respect to other well-known techniques, the main advantage of Algorithm 1 is the reduced conservativeness.

In the following we provide a second quasi-min-max MPC scheme that yields an asymptotically stable closed-loop system. The motivation for the second algorithm is the observation that requiring the satisfaction of the input and state constraints for the entire infinite horizon might be too restrictive. Therefore, for the second algorithm we impose the constraints only on $u(k)$ and $x(k + 1)$. To guarantee the stability of the closed-loop system, we require that the objective function decreases monotonically. This is done by explicitly incorporating a linear Lyapunov constraint in the online optimization problem. Consider the cost function

$$\begin{aligned} \varphi(k) = & x(k)^T Q x(k) + u(k)^T R u(k) \\ & + x(k + 1)^T S(k + 1)^{-1} x(k + 1) \end{aligned} \quad (38)$$

We include the following Lyapunov constraint in the optimization problem

$$\varphi(k) < \varphi(k - 1) \quad (39)$$

Using (38), (39), and the proof of Proposition 1, we obtain the following result.

Proposition 2: For a given state $x(k)$ at time k , a solution to the problem (12) with the constraint (39) may be found by solving the following SDP problem

$$\min_{u(k), F_j, G_j, S_j, \gamma} \{ \gamma \} \quad (40)$$

subject to

$$\begin{bmatrix} \gamma & * & * & * \\ A(k)x(k) + B(k)u(k) & S_s & * & * \\ Q_c x(k) & 0 & I & * \\ R_c u(k) & 0 & 0 & I \end{bmatrix} \succeq 0, \forall s = \overline{1, L} \quad (41)$$

$$\gamma \leq \varphi(k-1) \quad (42)$$

$$N_{iis} \succeq 0, \forall i, \forall s = \overline{1, L} \quad (43)$$

$$\frac{2}{L-1} N_{iis} + N_{ijs} + N_{jis} \succeq 0, 1 \leq i \neq j \leq L, \forall s = \overline{1, L} \quad (44)$$

$$|u_l(k)| \leq u_{l,max}, l = \overline{1, n_u} \quad (45)$$

$$|A(k)x(k) + B(k)u(k)| \leq x_{max} \quad (46)$$

where

$$N_{ijs} = \begin{bmatrix} G_i^T + G_i - S_i & * & * & * \\ A_i G_j + B_i F_j & S_s & * & * \\ Q_c G_i & 0 & I & * \\ R_c F_i & 0 & 0 & I \end{bmatrix} \quad (47)$$

Proof: Following the proof of Proposition 1, it is clear that conditions (43), (44) are for the upper bound of $J_1^\infty(k)$ in the sense that if there exist F_j, G_j, S_j satisfying (43), (44), then

$$J_1^\infty(k) \leq x(k+1) \left(\sum_{j=1}^L p_j(k+1) S_j \right)^{-1} x(k+1)$$

In this case, the cost function of (12) can be rewritten as

$$\min_{u(k), F_j, G_j, S_j, \gamma} \{ \gamma \}$$

subject to

$$\begin{aligned} & x(k)^T Q x(k) + u(k)^T R u(k) \\ & + x(k+1)^T S(k+1)^{-1} x(k+1) \leq \gamma \end{aligned}$$

Thus, using Schur complements, one obtains (41).

Note that γ provides an upper bound of $\varphi(k)$, i.e., $\varphi(k) \leq \gamma$, and there exists a particular set of parameters $p_j^\circ(k+1)$ such that

$$\begin{aligned} \gamma &= x(k)^T Q x(k) + u(k)^T R u(k) \\ &+ x(k+1)^T \left(\sum_{j=1}^L p_j^\circ(k+1) S_j \right)^{-1} x(k+1) \end{aligned} \quad (48)$$

Hence condition (42) is for satisfying the Lyapunov constraint (39).

Finally, conditions (45), (46) are, respectively for the input constraint $u(k)$ and for the state constraint $x(k+1)$. \square

For further use, denote the solution of (40), (41), (42), (43), (44), (45), (46) as $u^*(k), F_j^*, G_j^*, S_j^*, \forall j = \overline{1, L}$.

Using proposition 2, we propose the following quasi-min-max MPC algorithm.

Algorithm 2 Improved quasi-min-max MPC

- 1: Set $k \leftarrow 0$.
 - 2: Measure and/or estimate $x(k)$ and $p(k)$.
 - 3: **if** $k=0$ **then**
 - 4: Solve (40), (41), (43), (44), (45), (46).
 - 5: **else**
 - 6: Solve (40), (41), (42), (43), (44), (45), (46).
 - 7: Feed the plant with $u(k) = u^*(k)$.
 - 8: Set $k \leftarrow k+1$ and go to step 2.
-

Theorem 2: Assuming feasibility at time k , Algorithm 2 yields an asymptotically stable closed-loop system.

Proof: The main idea of the proof is to show that $\varphi(k)$ is a Lyapunov function of the closed-loop system. The proof is omitted as it follows closely to the proof of Theorem 1. \square

Remark 3: Note that recursive feasibility is not guaranteed with Algorithm 2. However, for all the examples in the paper, if the optimization problem of Algorithm 2 is feasible at time $k=0$, then it is always feasible. Note also that feasibility of the optimization problem of Algorithm 1 implies feasibility of the optimization problem of Algorithm 2, but the reverse does not generally hold. \square

IV. NUMERICAL EXAMPLES

Two example systems are shown in this section. The CVX toolbox [14] was used to solve the SDP optimization problems.

A. Example 1

This example is taken from [19]. Consider system (1) with

$$\begin{aligned} A_1 &= \begin{bmatrix} 1.0 & 0.1 \\ 0 & 0.99 \end{bmatrix}, A_2 = \begin{bmatrix} 1.0 & 0.1 \\ 0 & 0 \end{bmatrix}, \\ B_1 &= \begin{bmatrix} 0 & 0.0787 \end{bmatrix}^T, B_2 = B_1 \end{aligned}$$

Note that the open-loop system is unstable. The input and state constraints are $|u(k)| \leq 1$. The weighting matrices are $Q = I, R = 1$.

For the initial condition $x(0) = [2 \ 1]^T$, Fig. 1 and Fig. 2 present the state and the input trajectories as functions of time for Algorithm 1 (solid blue), for Algorithm 2 (dash dot violet) for [9] (dashed red). Using Fig. 1, Fig. 2, the superior performance of both Algorithm 1 and Algorithm 2 compared to [9] is clearly observed. Finally, Fig. 3 presents the accumulated cost $\mathcal{V}(k)$, which is computed as, $\mathcal{V}(-1) = 0$

$$\mathcal{V}(k) = \mathcal{V}(k-1) + x(k)^T Q x(k) + u(k)^T R u(k)$$

for Algorithm 1 (solid blue), for Algorithm 2 (dashed-dot violet), and for [9] (dashed red). Fig. 3 also presents the p_1 realization as a function of time.

B. Example 2

Consider system (1) with

$$\begin{aligned} A_1 &= \begin{bmatrix} 1.0 & -1.4 \\ -1.0 & -0.8 \end{bmatrix}, A_2 = \begin{bmatrix} 1.0 & 1.4 \\ -1.0 & -0.8 \end{bmatrix} \\ B_1 &= \begin{bmatrix} 5.9 & 2.8 \end{bmatrix}, B_2 = \begin{bmatrix} 3.1 & -2.8 \end{bmatrix} \end{aligned} \quad (49)$$

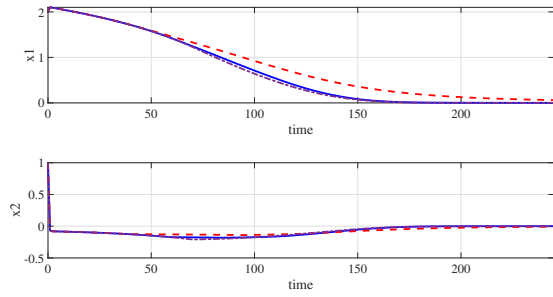


Fig. 1. State trajectories for Algorithm 1 (solid blue), for Algorithm 2 (dash dot violet), for [9] (dashed red) for example 1.

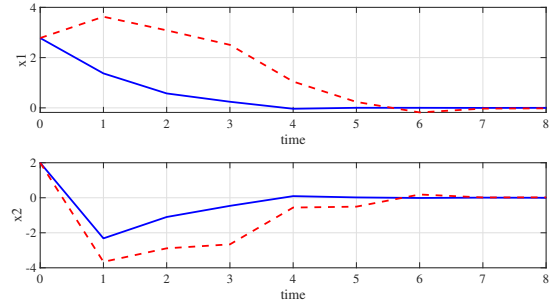


Fig. 4. State trajectories for Algorithm 1 (solid blue), for [17] (dashed red) for example 2.

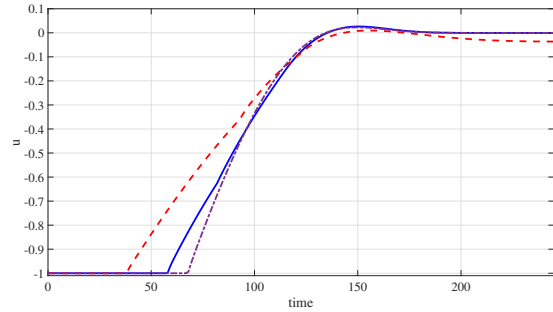


Fig. 2. Input trajectories for Algorithm 1 (solid blue), for Algorithm 2 (dash dot violet), for [9] (dashed red) for example 1.

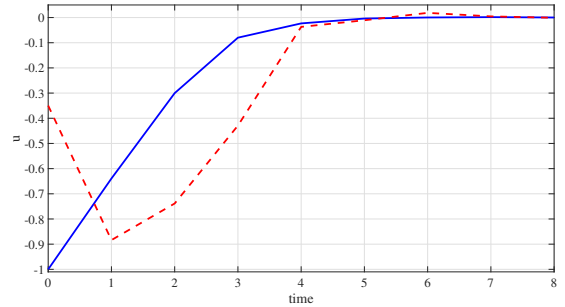


Fig. 5. Input trajectories for Algorithm 1 (solid blue), for [17] (dashed red) for example 2.

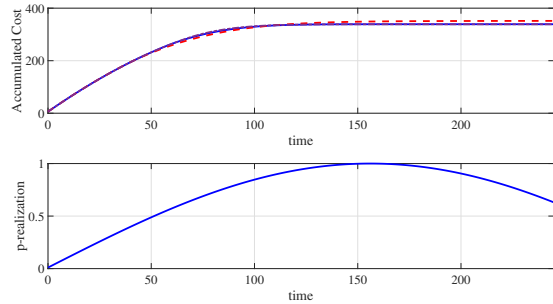


Fig. 3. Accumulated cost for Algorithm 1 (solid blue), for Algorithm 2 (dashed-dot violet), for [9] (dashed red), and p_1 -realization for example 1.

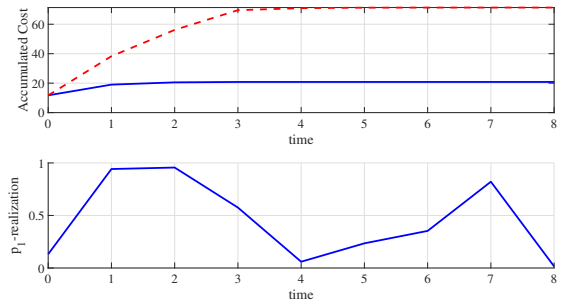


Fig. 6. Accumulated cost for Algorithm 1 (solid blue), for [17] (dashed red), and p_1 -realization for example 2.

Note that system (1), (49) is unstable. It can also be verified that it is not quadratically stabilizable. Since $B_1 \neq B_2$, the linear parameterized control law in [9] is not applicable.

The input constraints are $|u(k)| \leq 1$. There are no state constraints. The weighting matrices are $Q = I$, $R = 0.01$.

For the initial condition $x(0) = [2.78 \ 2]^T$, Fig. 4 and Fig. 5 show the state and the input trajectories as function of time for Algorithm 1 (solid blue), and for [17] (dashed red). Note that for this example both Algorithm 1 and Algorithm 2 have the identical performance. Finally, Fig. 6 shows the accumulated cost for Algorithm 1 (solid blue), for [17] (dashed red). Fig. 6 also shows the p_1 -realization as a function of time.

V. CONCLUSION

In this paper we proposed two new quasi-min-max MPC algorithms for discrete-time LPV systems with input and state constraints. The main idea is to use a class of non-linearly parameterized state feedback control laws. In Algorithm 1, recursive feasibility of the online optimization problem and asymptotic stability of the closed system are guaranteed. In Algorithm 2, a linear Lyapunov constraint was considered to guarantee stability. Two numerical examples with comparison to earlier solutions in the literature demonstrate the effectiveness of the new methods.

The requirement of solving a convex semi-definite program at each time instant for the proposed algorithms im-

poses a computational burden, especially for systems with high complexity or fast sampling rates. This limitation can restrict the applicability of the techniques to systems where the computational resources are sufficient to handle the real-time requirements. In the future, we aim to reduce the online computational burden of the proposed techniques.

REFERENCES

- [1] B. Kouvaritakis and M. Cannon, "Model predictive control," *Switzerland: Springer International Publishing*, vol. 38, pp. 13–56, 2016.
- [2] E. F. Camacho and C. Bordons, *Constrained model predictive control*. Springer, 2007.
- [3] J. B. Rawlings, D. Q. Mayne, M. Diehl, *et al.*, *Model predictive control: theory, computation, and design*. Nob Hill Publishing Madison, WI, 2017, vol. 2.
- [4] F. Allgower, R. Findeisen, Z. K. Nagy, *et al.*, "Nonlinear model predictive control: From theory to application," *Journal-Chinese Institute Of Chemical Engineers*, vol. 35, no. 3, pp. 299–316, 2004.
- [5] L. Grüne, J. Pannek, L. Grüne, and J. Pannek, *Nonlinear model predictive control*. Springer, 2017.
- [6] J. S. Shamma and M. Athans, "Analysis of gain scheduled control for nonlinear plants," *IEEE Transactions on Automatic Control*, vol. 35, no. 8, pp. 898–907, 1990.
- [7] M. M. Morato, J. E. Normey-Rico, and O. Sename, "Model predictive control design for linear parameter varying systems: A survey," *Annual Reviews in Control*, vol. 49, pp. 64–80, 2020.
- [8] M. V. Kothare, V. Balakrishnan, and M. Morari, "Robust constrained model predictive control using linear matrix inequalities," *Automatica*, vol. 32, no. 10, pp. 1361–1379, 1996.
- [9] Y. Lu and Y. Arkun, "Quasi-min-max mpc algorithms for lpv systems," *Automatica*, vol. 36, no. 4, pp. 527–540, 2000.
- [10] F. Blanchini, "Set invariance in control," *Automatica*, vol. 35, no. 11, pp. 1747–1767, 1999.
- [11] T. M. Guerra and L. Vermeiren, "Lmi-based relaxed nonquadratic stabilization conditions for nonlinear systems in the takagi–sugeno's form," *Automatica*, vol. 40, no. 5, pp. 823–829, 2004.
- [12] H. D. Tuan, P. Apkarian, T. Narikiyo, and Y. Yamamoto, "Parameterized linear matrix inequality techniques in fuzzy control system design," *IEEE Transactions on fuzzy systems*, vol. 9, no. 2, pp. 324–332, 2001.
- [13] H.-N. Nguyen, "Constrained control of uncertain, time-varying, discrete-time systems," *Lecture Notes in Control and Information Sciences*, vol. 451, p. 17, 2014.
- [14] R. Bellman, "Dynamic programming," *science*, vol. 153, no. 3731, pp. 34–37, 1966.
- [15] P. Park and S. C. Jeong, "Constrained rhc for lpv systems with bounded rates of parameter variations," *Automatica*, vol. 40, no. 5, pp. 865–872, 2004.
- [16] A. Casavola, D. Famularo, G. Franze, and E. Garone, "An improved predictive control strategy for polytopic lpv linear systems," in *Proceedings of the 45th IEEE Conference on Decision and Control*. IEEE, 2006, pp. 5820–5825.
- [17] E. Garone and A. Casavola, "Receding horizon control strategies for constrained lpv systems based on a class of nonlinearly parameterized lyapunov functions," *IEEE transactions on automatic control*, vol. 57, no. 9, pp. 2354–2360, 2012.
- [18] M. C. De Oliveira, J. Bernussou, and J. C. Geromel, "A new discrete-time robust stability condition," *Systems & control letters*, vol. 37, no. 4, pp. 261–265, 1999.
- [19] H.-N. Nguyen, "Improved prediction dynamics for robust mpc," *IEEE Transactions on Automatic Control*, 2022.

VI. APPENDIX - PROOF OF PROPOSITION 1

We divide the proof into four main parts concerning the cost function, the upper bound of J_1^∞ , the input constraints, and the state constraints.

A. Cost Function

Using (12), (24), the problem of minimizing J_0^∞ can be rewritten as

$$[A(k)x(k) + B(k)u(k)]^T S(k+1)^{-1} [A(k)x(k) + B(k)u(k)] + u(k)^T R u(k) \leq \alpha \quad (50)$$

Thus, using Schur complements

$$\begin{bmatrix} 1 & * & * \\ A(k)x(k) + B(k)u(k) & \alpha \sum_{j=1}^L p_j(k+1) S_j & * \\ R_c u(k) & 0 & \alpha I \end{bmatrix} \succeq 0 \quad (51)$$

As $\tilde{S}_j = \alpha S_j$, it follows that (51) holds $\forall p(k+1) \in \Sigma_L$ if and only if (26) holds.

B. Upper Bound of $J_1^\infty(k)$

Concerning condition (23), it is clear that it suffices to verify (23) with $t = 1$, i.e

$$x^T(k+1)Qx(k+1) + u(k+1)^T R u(k+1) \leq V(k+1) - V(k+2) \quad (52)$$

Using (15), (21), it follows that (52) holds if and only if

$$S(k+1)^{-1} - A_c(k+1)^T S(k+2)^{-1} A_c(k+1) - Q - [F(k+1)G(k+1)^{-1}]^T R F(k+1)G(k+1)^{-1} \succeq 0 \quad (53)$$

By pre- and post-multiplying with $\sqrt{\frac{1}{\alpha}}G(k+1)^T$ and $\sqrt{\frac{1}{\alpha}}G(k+1)$, one obtains

$$S_g(k+1) - A_g(k+1)^T \times \tilde{S}(k+2)^{-1} A_g(k+1) - G(k+1)^T \frac{Q}{\alpha} G(k+1) - F(k+1)^T \frac{R}{\alpha} F(k+1) \succeq 0$$

where

$$S_g(k+1) = G(k+1)^T \tilde{S}(k+1)^{-1} G(k+1), \\ A_g(k+1) = A(k+1)G(k+1) + B(k+1)F(k+1)$$

thus, by using Schur complements

$$\begin{bmatrix} S_g(k+1) & * & * & * \\ A_g(k+1) & \tilde{S}(k+2) & * & * \\ Q_c G(k+1) & 0 & \alpha I & 0 \\ R_c F(k+1) & 0 & 0 & \alpha I \end{bmatrix} \succeq 0 \quad (54)$$

Recall that $\tilde{S}(k+2) = \sum_{s=1}^L p_s(k+2) \tilde{S}_s$. Hence (54) is satisfied, $\forall p(k+2) \in \Sigma_L$ if and only if

$$\begin{bmatrix} S_g(k+1) & * & * & * \\ A_g(k+1) & \tilde{S}_s & * & * \\ Q_c G(k+1) & 0 & \alpha I & 0 \\ R_c F(k+1) & 0 & 0 & \alpha I \end{bmatrix} \succeq 0, \forall s = \overline{1, L} \quad (55)$$

Using Lemma 2, one has

$$S_g(k+1) \preceq G(k+1)^T + G(k+1) - \tilde{S}(k+1)$$

Therefore, if the following condition

$$\begin{bmatrix} G(k+1)^T + G(k+1) - \tilde{S}(k+1) & * & * & * \\ A_g(k+1) & \tilde{S}_s & * & * \\ Q_c G(k+1) & 0 & \alpha I & 0 \\ R_c F(k+1) & 0 & 0 & \alpha I \end{bmatrix} \succeq 0 \quad (56)$$

holds $\forall s = \overline{1, L}$, then (55) holds.

Note that (56) can be written in the following double sum form, $\forall s = \overline{1, L}$

$$\sum_{i=1}^L \sum_{j=1}^L p_i(k+1) p_j(k+1) M_{ijs} \succeq 0 \quad (57)$$

with M_{ijs} being defined in (32). Using Lemma 1, if (27), (28) hold then (57) holds.

C. Input Constraints

Consider first the case where $u(k)$ is a scalar. In quasi-min-max MPC, $u(k)$ is a decision variable. Hence (29) imposes directly the constraint on $u(k)$. For the remaining inputs U_1^∞ , one has, $\forall t \geq 1$

$$|F(k+t)G(k+t)^{-1}x(k+t)| \leq u_{max} \quad (58)$$

Using (50), one obtains

$$u(k)^T R u(k) + x(k+1)^T S(k+1)^{-1} x(k+1) \leq \alpha$$

Hence

$$x(k+1)^T \tilde{S}(k+1)^{-1} x(k+1) \leq 1$$

Hence, $x(k+1)$ belongs to the parameterized ellipsoid $\mathcal{E}(\sum_{j=1}^L p_j(k+1) \tilde{S}_j)$. Using the feasibility proof of Theorem 1, it follows that, $\forall t \geq 1$

$$x(k+t) \in \mathcal{E}(\sum_{j=1}^L p_j(k+t) \tilde{S}_j) \quad (59)$$

Consequently, for the input constraint, condition (58) should hold $\forall x(k+t)$ satisfying (59).

Define, $\forall t \geq 1$

$$\begin{aligned} v_u(t) &= \max_{x(k+t)} \{F(k+t)G(k+t)^{-1}x(k+t)\}, \\ \text{s.t. } &x(k+t)^T \tilde{S}(k+t)^{-1}x(k+t) \leq 1 \end{aligned} \quad (60)$$

Using the method of Lagrange multipliers, it can be shown that

$$v_u(t) = \sqrt{F(k+t)G(k+t)^{-1}\tilde{S}(k+t)G(k+t)^{-T}F(k+t)^T}$$

As the set $\mathcal{E}(\sum_{j=1}^L p_j(k+t) \tilde{S}_j)$ is symmetric, one has

$$-v_u(t) \leq F(k+t)G(k+t)^{-1}x(k+t) \leq v_u(t)$$

$\forall x(k+1) \in \mathcal{E}(\sum_{j=1}^L p_j(k+1) \tilde{S}_j)$. Hence (58) hold if and only if

$$u_{max}^2 - F(k+t)G(k+t)^{-1}\tilde{S}(k+t)G(k+t)^{-T}F(k+t)^T \geq 0$$

Thus, using Schur complements

$$\begin{bmatrix} u_{max}^2 & * \\ F(k+t)^T & G(k+t)^T \tilde{S}(k+t)^{-1} G(k+t) \end{bmatrix} \succeq 0 \quad (61)$$

Using Lemma 2, it follows that if (30) holds, then (61) is satisfied $\forall t \geq 1$.

Now, consider the case where $u(k)$ is a vector. Note that conditions (29), (30) impose the constraint on each component of $u(k)$ and of $u(k+t)$, $t \geq 1$.

D. State Constraints

Condition (31) is for the state constraint satisfaction. The proof is omitted here, as it follows closely the proof of the input constraints.