



HAL
open science

Investigating porosity and fibre bundle deformation in thermoplastic composite plates through 2D multi-modal imaging techniques

Sidlipura Ravi Kumar, Abderrahmane Ayadi, Mylène Deleglise-Lagardere

► To cite this version:

Sidlipura Ravi Kumar, Abderrahmane Ayadi, Mylène Deleglise-Lagardere. Investigating porosity and fibre bundle deformation in thermoplastic composite plates through 2D multi-modal imaging techniques. Journée des Jeunes Polymeristes du Nord (JPN5), Jun 2024, Douai, France. 10.13140/RG.2.2.23114.99520 . hal-04667894

HAL Id: hal-04667894

<https://hal.science/hal-04667894>

Submitted on 5 Aug 2024

HAL is a multi-disciplinary open access archive for the deposit and dissemination of scientific research documents, whether they are published or not. The documents may come from teaching and research institutions in France or abroad, or from public or private research centers.

L'archive ouverte pluridisciplinaire **HAL**, est destinée au dépôt et à la diffusion de documents scientifiques de niveau recherche, publiés ou non, émanant des établissements d'enseignement et de recherche français ou étrangers, des laboratoires publics ou privés.



Distributed under a Creative Commons Attribution - NonCommercial - NoDerivatives 4.0 International License

See discussions, stats, and author profiles for this publication at: <https://www.researchgate.net/publication/381728964>

Investigating porosity and fibre bundle deformation in thermoplastic composite plates through 2D multi-modal imaging techniques

Presentation · June 2024

DOI: 10.13140/RG.2.2.23114.99520

CITATIONS

0

READS

30

3 authors:



Sujith Kumar Sidlipura Ravi Kumar
IMT Lille Douai

5 PUBLICATIONS 0 CITATIONS

[SEE PROFILE](#)



Abderrahmane AYADI
IMT Nord Europe

41 PUBLICATIONS 320 CITATIONS

[SEE PROFILE](#)



Mylène Deléglise Lagardère
IMT Nord Europe

21 PUBLICATIONS 161 CITATIONS

[SEE PROFILE](#)

Investigating porosity and fibre bundle deformation in thermoplastic composite plates through 2D multi-modal imaging techniques

Sujith SIDLIPURA¹, Dr. Abderrahmane AYADI¹, Dr. Mylène LAGARDERE¹

¹ IMT Nord Europe, CERI-MP, Polymers and Composites Technology & Mechanical Engineering Department, 941 rue Charles Bourseul, Douai, 59508, France

Abstract

This experimental study investigates impregnation mechanisms and porosity localization in thermoplastic composite plates using a displacement-controlled thermo-compression technique, representing the impregnation phase as a variant of a CRTM process with through-thickness matrix flow [1]. Plates were manufactured using varied compaction ratios (C_r) [2] of woven glass fibre and polypropylene in two stacking configurations. By controlling press displacement at eight sequential stages, targeted fibre volume fractions (V_f) were achieved as well as different partial impregnation states (Fig. 1). Samples from the central zone of these plates underwent microscopy analyses using fluorescence microscopy (FM) and scanning electron microscopy (SEM) to examine microstructures across full plate thickness at single glass fibre resolution. A novel two-step surface polishing protocol, integrating fluorescent dye and binding epoxy resin, was developed to minimize damage during polishing of the partially impregnated samples, such as fibre breakage and loosening. The correlative imaging workflow merged extended field images from both techniques to create high-fidelity composite images for both qualitative and quantitative porosity analyses (Fig. 3). This approach allowed the assessment of fibre bundle deformation at the meso-scale and porosity area fraction at the micro-scale relative to the macro-scale compaction ratio, aiding in understanding the polymer impregnation mechanisms in fibre bundles at different scales. Using advanced imaging techniques, the study provides insights into the evolution of microstructure in CRTM processes and how compaction ratios affect composite quality, potentially enhancing the understanding and optimisation of fluid-structure interactions in manufacturing processes like CRTM.

References

- [1] J. Merotte, P. Simacek, and S. G. Advani, “Resin flow analysis with fiber preform deformation in through thickness direction during Compression Resin Transfer Molding”, *Compos. Part A*, vol. 41, no. 7, pp. 881–887, 2010.
- [2] A. Ayadi, M. Deléglise-Lagardère, C. H. Park, and P. Krawczak, “Analysis of Impregnation Mechanism of Weft-Knitted Commingled Yarn Composites by Staged Consolidation and Laboratory X-Ray Computed Tomography,” *Front. Mater.*, vol. 6, p. 255, 2019.

Key-words

Thermoplastic matrix composites, multi-scale, porosity, multi-modal imaging, correlative imaging

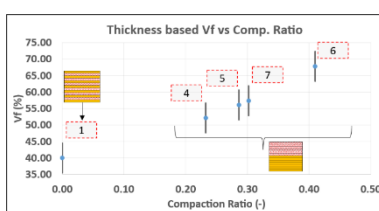


Fig 1: V_f vs C_r of manufactured plates

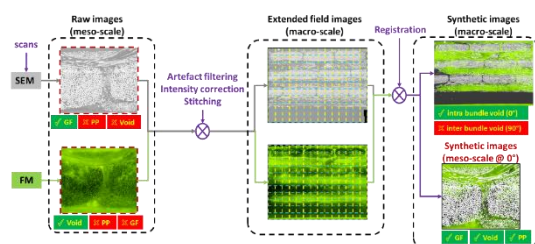


Fig 2: Correlative imaging workflow




Fig 3: Quantitative analysis