



HAL
open science

Robot Navigation Through Cluttered Environments: A Lyapunov Based Control Design Approach (Extended Version)

Philipp Braun, Tarek Hamel, Robert Mahony

► **To cite this version:**

Philipp Braun, Tarek Hamel, Robert Mahony. Robot Navigation Through Cluttered Environments: A Lyapunov Based Control Design Approach (Extended Version). 2024. hal-04667693

HAL Id: hal-04667693

<https://hal.science/hal-04667693>

Preprint submitted on 5 Aug 2024

HAL is a multi-disciplinary open access archive for the deposit and dissemination of scientific research documents, whether they are published or not. The documents may come from teaching and research institutions in France or abroad, or from public or private research centers.

L'archive ouverte pluridisciplinaire **HAL**, est destinée au dépôt et à la diffusion de documents scientifiques de niveau recherche, publiés ou non, émanant des établissements d'enseignement et de recherche français ou étrangers, des laboratoires publics ou privés.

Robot Navigation Through Cluttered Environments: A Lyapunov Based Control Design Approach (Extended Version)

Philipp Braun¹ Tarek Hamel² Robert Mahony¹

Abstract—Control design for robotic systems guaranteeing safety and convergence properties in cluttered environments is intrinsically challenging due to their potentially conflicting objectives. While several research streams tackle the problem from different angles, a general solution for nonlinear dynamical systems is still out of reach. In this paper, we tackle the problem through a dynamic extension of the controller, ensuring that the output of a system stays within the vicinity of a predefined path, ensuring safety first and then asymptotic stability of the desired point. The results rely on the forward invariance of sublevel sets of Lyapunov functions and on stabilizing dynamically updated reference points. The results are illustrated using the example of a linear double integrator and extended unicycle dynamics.

I. INTRODUCTION

The advancement of controller design for general nonlinear systems, aiming to ensure both safety and convergence properties—specifically, avoiding collisions with the environment—has garnered significant attention in recent decades. This attention is notably due to the proliferation of autonomous vehicles, spanning mobile robots, drones, submersibles, and robot manipulators. These systems frequently operate in cluttered environments involving static and moving obstacles, accentuating the necessity for reliable controller designs characterized by provable convergence, avoidance, and robustness properties. Although considerable progress has been achieved in obstacle avoidance controller designs, the inherent conflict between the objectives of avoidance and convergence poses a persistent challenge. This challenge remains unsolved, especially within the constrained nonlinear nature of mechanical systems navigating cluttered environments populated by static and moving obstacles.

Classical stabilizing controller designs, incorporating avoidance mechanisms (dating from the late 1980s), include artificial potential fields and navigation functions [15], [16]. These approaches leverage the gradient of a positive definite function to drive the system’s state toward a target position while avoiding obstacles. However, their application with guarantees is typically restricted to kinematic models and, at best, almost global stability.

Modern approaches, such as those related to artificial potential fields, combine control Lyapunov functions for convergence with control barrier functions for obstacle avoidance [1], [2]. Despite gaining considerable attention

in recent years, similar to artificial potential fields, these approaches often encounter challenges in avoiding deadlock situations—where avoidance is guaranteed but at the expense of convergence. Overcoming deadlock situations to attain global results represents a current topic of interest, particularly given the necessity for discontinuous feedback laws in many applications due to topological obstructions of the problem, making the problem inherently challenging.

General controller designs that directly account for constraints (e.g., obstacles) in the controller design encompass model predictive control (MPC) and reference governors [14], [6], [5]. In MPC, the implicitly defined feedback law relies on the solution of a potentially non-convex optimization problem, while in reference governors, updating an appropriate reference signal is generally nontrivial. Instead of directly addressing the combined control problem (i.e., avoidance and stabilization), most MPC and reference governor approaches partition the problem into path generation or trajectory planning and subsequent controller design for path following and reference tracking. In contrast to the reactive controller designs aforementioned, once a viable path or trajectory has been identified, topological obstructions are circumvented. This is achieved by reducing the problem to a reference tracking or path-following problem, as illustrated in prior research. However, ensuring that the system’s state remains within a safe vicinity of the path remains challenging, particularly for underactuated dynamical systems. For a comprehensive overview of robot navigation in complex environments, we refer readers to [7].

This paper presents a controller design to address obstacle avoidance and convergence properties simultaneously by remaining in the vicinity of a predefined path with an endpoint, using Lyapunov arguments and forward invariance. Specifically, we design a dynamic controller assuming that a given path through a cluttered environment and a known Lyapunov function enable convergence to an arbitrary point on the path. This controller guarantees that the system’s state remains in a safe neighborhood around the path, with the state asymptotically converging to the path’s endpoint. Safety is ensured through forward invariance of sublevel sets of Lyapunov-like functions. At the same time, convergence is guaranteed by gradually shifting reference points on the path forward and through local asymptotic stability arguments of sets. Regarding updating the reference point, the approach resembles controller designs employing reference governors. While the controller avoids deadlocks by design, combined convergence and avoidance properties are only guaranteed locally, i.e., if the closed-loop dynamics is initialized in a

¹School of Engineering, Australian National University, Canberra, Australia. {philipp.braun, robert.mahony}@anu.edu.au

²I3S-UCA, CNRS, Université Côte d’Azur & Institut Universitaire de France (IUF), France. thamel@i3s.unice.fr

*P. Braun and R. Mahony are supported by the CIICADA Lab.

vicinity of the path. This controller design is closely related to prior work in [9], [10], with distinctions lying in its focus on more general dynamical systems and more general Lyapunov functions.

The paper is structured as follows: Section II introduces the problem of interest and provides illustrative examples; Section III formalizes the controller design and contains the proof of the main convergence and safety result; Section IV demonstrates the closed-loop properties of the controller through numerical simulations based on two examples; and Section V concludes the paper with final remarks. Lyapunov derivations and corresponding stabilizing controller designs are presented in the Appendix for completeness.

Notation: The Euclidean norm is denoted as $|\cdot|$, i.e., for $x \in \mathbb{R}^n$, $|x| = \sqrt{x^\top x}$. For a closed set $\mathcal{A} \subset \mathbb{R}^n$ we define $|\cdot|_{\mathcal{A}}$ as $|x|_{\mathcal{A}} = \min_{y \in \mathcal{A}} |x - y|$. The boundary of \mathcal{A} is denoted by $\partial\mathcal{A}$. The identity matrix of appropriate dimension is denoted as $I \in \mathbb{R}^{n \times n}$. A closed sphere of radius $r > 0$ centered around a closed set $\mathcal{A} \subset \mathbb{R}^n$ is denoted by $B_r(\mathcal{A}) = \{x \in \mathbb{R}^n \mid |x|_{\mathcal{A}} \leq r\}$. For two sets $\mathcal{A}, \mathcal{B} \subset \mathbb{R}^n$, $\mathcal{A} + \mathcal{B} = \{a + b \in \mathbb{R}^n \mid a \in \mathcal{A}, b \in \mathcal{B}\}$ denotes the Minkowski sum. The class of \mathcal{K}_∞ - and \mathcal{KL} -functions are defined as

$$\mathcal{K}_\infty = \left\{ \alpha : \mathbb{R}_{\geq 0} \rightarrow \mathbb{R} \mid \begin{array}{l} \alpha \text{ continuous, } \alpha(0)=0, \lim_{s \rightarrow \infty} \alpha(s) \rightarrow \infty \\ \alpha(s) < \alpha(r) \ \forall \ s < r \end{array} \right\},$$

$$\mathcal{KL} = \left\{ \beta : \mathbb{R}_{\geq 0}^2 \rightarrow \mathbb{R} \mid \begin{array}{l} \beta \text{ continuous, } \beta(\cdot, t) \in \mathcal{K}_\infty \ \forall t \in \mathbb{R}_{\geq 0} \\ \beta(r, t_1) > \beta(r, t_2) \ \forall t_1 < t_2, \forall r > 0 \\ \lim_{t \rightarrow \infty} \beta(r, t) = 0 \ \forall r \geq 0 \end{array} \right\},$$

respectively. The rotation matrix for $\phi \in \mathbb{R}$ is denoted by

$$R(\phi) = \begin{bmatrix} \cos(\phi) & -\sin(\phi) \\ \sin(\phi) & \cos(\phi) \end{bmatrix}. \quad (1)$$

II. PROBLEM FORMULATION

Consider a dynamical system of the general form

$$\dot{x} = f(x, u), \quad z = h(x) \quad (2)$$

where $x \in \mathbb{R}^n$ denotes the state of the system, $u \in \mathbb{R}^m$ is the control input and $z \in \mathbb{R}^p$ is the output of interest. The function $f : \mathbb{R}^n \times \mathbb{R}^m \rightarrow \mathbb{R}^n$ is Lipschitz continuous and $h : \mathbb{R}^n \rightarrow \mathbb{R}^p$ is a continuously differentiable function,

We assume that the whole state x is either known or can be estimated for use as feedback information in the controller design. As such, the output z does not represent a measured output but rather encodes a signal associated with the stabilization problem. Based on (2) induced equilibria of the x -dynamics characterized through a pair $(x_e, u_e) \in \mathbb{R}^{n+m}$ can be defined as

$$\Gamma = \{(x_e, u_e) \in \mathbb{R}^{n+m} \mid 0 = f(x_e, u_e)\}. \quad (3)$$

Throughout the paper, we make use of the following assumption, which ensures that by selecting the correct state-input pair, any point $z \in \mathbb{R}^p$ is an equilibrium of the output dynamics $\dot{z} = \frac{d}{dt}h(x) = \frac{dh}{dx}(x)\dot{x} = \frac{dh}{dx}(x)f(x, u)$.

Assumption 1: For all constant $z_e \in \mathbb{R}^p$ there exists $(x_e, u_e) \in \Gamma$ such that $z_e = h(x_e)$. Moreover, there exists a Lipschitz continuous set-valued map $G : \mathbb{R}^p \rightrightarrows \Gamma$,

$$G(z_e) = \{(x_e, u_e) \in \mathbb{R}^{n+m} \mid z_e = h(x_e), (x_e, u_e) \in \Gamma\}.$$

Assumption 1 implicitly ensures that $G(z_e) \neq \emptyset$ for all $z_e \in \mathbb{R}^p$. For a definition of Lipschitz continuity for set-valued maps we refer to [4] or [3, Def. 1.4.5]. In the following, we use G_1 and G_2 to refer to the first n and the last m components of G , i.e., $G(z_e) = [G_1(z_e)^\top, G_2(z_e)^\top]^\top$.

Remark 1: Note that Assumption 1 is restrictive. It can be relaxed using a more general assumption requiring that for all $z_e \in \mathbb{R}^p$ constant, there exist absolutely continuous functions $x_e : \mathbb{R}_{\geq 0} \rightarrow \mathbb{R}^n$, $u_e : \mathbb{R}_{\geq 0} \rightarrow \mathbb{R}^m$ such that

$$\begin{aligned} \dot{x}_e(t) &= f(x_e(t), u_e(t)) \quad \text{for almost all } t \in \mathbb{R}_{\geq 0}, \\ z_e &= h(x_e(t)) \quad \text{for all } t \in \mathbb{R}_{\geq 0}. \end{aligned}$$

This setting encompasses also cases for which $\frac{dh}{dx}(x(t))f(x(t), u(t)) = 0$ holds for almost all $t \in \mathbb{R}_{\geq 0}$ even though $f(x(t), u(t))$ is not necessarily zero ($f(x(t), u(t)) \neq 0$). To streamline the concepts presented in this paper, we focus exclusively on Assumption 1. \square

The set-valued maps G_1, G_2 allow us to define a pair (x_e, u_e) through the output, which is illustrated on two simple examples.

Example 1 (Double integrator in 2D space): Consider an agent moving in the 2-dimensional (2D) space modeled as a double integrator

$$\dot{x} = \begin{bmatrix} 0 & I \\ 0 & 0 \end{bmatrix} x + \begin{bmatrix} 0 \\ I \end{bmatrix} u, \quad z = [I \ 0] x \quad (4)$$

with $x \in \mathbb{R}^4$, $u, z \in \mathbb{R}^2$. Here Γ defined in (3) is given by

$$\Gamma = \text{span} \left\{ \begin{bmatrix} 1 \\ 0 \\ 0 \\ 0 \end{bmatrix}, \begin{bmatrix} 0 \\ 1 \\ 0 \\ 0 \end{bmatrix} \right\} \times \{ \begin{bmatrix} 0 \\ 0 \end{bmatrix} \}$$

with $\text{span}\{v_1, v_2\} = \{\lambda_1 v_1 + \lambda_2 v_2 \mid \lambda_1, \lambda_2 \in \mathbb{R}\}$. With respect to Assumption 1, the set-valued maps G_1 and G_2 can be defined as Lipschitz continuous functions

$$G_1(z_e) = \left(\begin{bmatrix} z_{e1} \\ z_{e2} \\ 0 \\ 0 \end{bmatrix} \right), \quad G_2(z_e) = \left(\begin{bmatrix} 0 \\ 0 \end{bmatrix} \right) \quad (5)$$

showing that Assumption 1 is satisfied. \triangle

Example 2 (Unicycle dynamics): Consider the unicycle dynamics

$$\begin{bmatrix} \dot{p}_1 \\ \dot{p}_2 \\ \dot{\theta} \end{bmatrix} = \begin{bmatrix} u_1 \cos(\theta) \\ u_1 \sin(\theta) \\ u_2 \end{bmatrix} \quad (6)$$

where Γ is given by $\Gamma = \mathbb{R}^3 \times \{ \begin{bmatrix} 0 \\ 0 \end{bmatrix} \}$. Accordingly, by choosing for $z = [p_1, p_2, \theta]^\top$, the pose of the system, one can define the Lipschitz continuous functions $G_1(z_e) = z_e$ and $G_2(z_e) = 0$.

When the output of interest lies solely in the position, i.e., $z = p$ then Γ does not change (i.e., $\Gamma = \mathbb{R}^3 \times \{ \begin{bmatrix} 0 \\ 0 \end{bmatrix} \}$), but we can redefine G_1 and G_2 as the set-valued maps

$$G_1(z_e) = \{z_e\} \times \mathbb{R} \quad \text{and} \quad G_2(z_e) = \begin{bmatrix} 0 \\ 0 \end{bmatrix}. \quad \triangle$$

While Assumption 1 and the examples so far focus on equilibria of the dynamical system (2), as a next step we focus on the existence of control laws stabilizing arbitrary but fixed output signal $z_e \in \mathbb{R}^p$.

Assumption 2: There exist $\alpha_1, \alpha_2, \alpha_3 \in \mathcal{K}_\infty$, $V(\cdot) : \mathbb{R}^n \times \mathbb{R}^p \rightarrow \mathbb{R}_{\geq 0}$, $(x, z_e) \mapsto V_{z_e}(x)$, continuously differentiable with respect to x and locally Lipschitz continuous with respect to (x, z_e) , and a locally Lipschitz continuous feedback law $u(\cdot) : \mathbb{R}^n \times \mathbb{R}^p \rightarrow \mathbb{R}^m$ such that the solutions of (2) are forward complete for all $(z_e, x) \in \mathbb{R}^p \times \mathbb{R}^n$ and

$$\alpha_1(|x|_{G_1(z_e)}) \leq V_{z_e}(x) \leq \alpha_2(|x|_{G_1(z_e)}) \quad (7)$$

$$\langle \nabla V_{z_e}(x), f(x, u_{z_e}(x)) \rangle \leq -\alpha_3(V_{z_e}(x)) \quad (8)$$

holds for all $(z_e, x) \in \mathbb{R}^p \times \mathbb{R}^n$. \diamond

Based on Assumption 2, the following result can be stated, which follows from the more general result [17, Thm. 1].

Proposition 1: Consider the dynamical system (2) and let $z_e \in \mathbb{R}^p$ be fixed. If Assumptions 1 and 2 are fulfilled, then there exists a feedback law $u_{z_e} : \mathbb{R}^n \rightarrow \mathbb{R}^m$ and $\beta \in \mathcal{KL}$ such that

$$|x(t)|_{G_1(z_e)} \leq \beta(|x(0)|_{G_1(z_e)}, t), \quad \forall t \in \mathbb{R}_{\geq 0} \quad (9)$$

for all $x_0 \in \mathbb{R}^n$. Moreover, forward invariance

$$x(t) \in \{x \in \mathbb{R}^n | V_{z_e}(x) \leq V_{z_e}(x_0)\}, \quad \forall t \in \mathbb{R}_{\geq 0} \quad (10)$$

is satisfied for all $x_0 \in \mathbb{R}^n$. \lrcorner

Remark 2: Compared to [17, Thm. 1] we use (9) instead of $\alpha_1(|x(t)|_{G_1(z_e)}) \leq \beta(\alpha_2(|x(0)|_{G_1(z_e)}), t)$ for all $t \in \mathbb{R}_{\geq 0}$, which is possible since $\beta(\cdot, \cdot) \in \mathcal{KL}$ if and only if $\alpha_1^{-1}(\beta(\alpha_2(\cdot), \cdot)) \in \mathcal{KL}$. \circ

Note that (9) implies $|x(t)|_{G_1(z_e)} \rightarrow 0$ for $t \rightarrow \infty$, i.e., $h(x(t)) \rightarrow z_e$ for $t \rightarrow \infty$. We continue with Examples 1 and 2 for an illustration of Assumption 2 and Proposition 1.

Example 3 (Double integrator continued): Since system (4) is controllable a feedback gain $K \in \mathbb{R}^{2 \times 4}$, $u = Kx$, stabilizing the origin and a corresponding quadratic Lyapunov function exist. The feedback gain as well as a positive definite matrix $P \in \mathbb{R}^{4 \times 4}$ defining the Lyapunov function can be obtained as the solution of the Riccati equation

$$A^\top P + PA + I - PBR^{-1}B^\top P = 0, \quad (11)$$

where $R \in \mathbb{R}^{2 \times 2}$ denotes an arbitrary positive definite matrix (see [11, Theorem 14.4], for a corresponding result, for example). Since G_1 in (5) is a function (i.e., a special set-valued map) one can define:

$$\begin{aligned} V_{z_e}(x) &= (x - G_1(z_e))^\top P (x - G_1(z_e)), \\ \alpha_i(r) &= c_i r^2, \quad i \in \{1, 2\}, \quad \alpha_3(r) = c_3 r \\ \alpha_3(V_{z_e}(x)) &= c_3 V_{z_e}(x), \\ u_{z_e}(x) &= K(x - G_1(z_e)), \quad K = -R^{-1}B^\top P \end{aligned}$$

for appropriately selected parameters $c_1, c_2, c_3 \in \mathbb{R}_{>0}$, and it follows that Assumption 2 is satisfied. \triangle

Example 4: (Unicycle continued) We focus on the unicycle dynamics with output $z = p$. Additionally, we define the following positive (semi-)definite matrices

$$P_1 = \begin{bmatrix} 1 & 1 \\ 1 & 2 \end{bmatrix}, \quad P_2 = \begin{bmatrix} 1 & 0 \\ 0 & 0 \end{bmatrix}, \quad P_3 = \begin{bmatrix} 0 & 0 \\ 0 & 1 \end{bmatrix}.$$

Then it follows from derivations in Appendix B and in particular from Theorem 2 that a Lyapunov function according to Assumption 2 is given by

$$\begin{aligned} V_{z_e}(x) &= \frac{1}{2}(z - z_e)^\top R(\theta) P_1 R(\theta)^\top (z - z_e) \\ &\quad + \frac{1}{4}((z - z_e)^\top R(\theta) P_2 R(\theta)^\top (z - z_e))^4 \\ &\quad + \frac{1}{4}((z - z_e)^\top R(\theta) P_3 R(\theta)^\top (z - z_e))^4, \end{aligned} \quad (12)$$

and where $R(\cdot)$ denotes the rotation matrix defined in (1). Again, following the derivations in Appendix B, appropriate \mathcal{K}_∞ -functions are given by

$$\begin{aligned} \alpha_1(r) &= \frac{\lambda_{\min}(P_1)}{2} r^2, \quad \alpha_2(r) = \frac{\lambda_{\max}(P_1)}{2} r^2 + \frac{1}{2} r^4 \\ \alpha_3(r) &= \frac{5}{2} (\alpha_2^{-1}(r))^4 \end{aligned}$$

(and where $\lambda_{\min(\cdot)}$ and $\lambda_{\max(\cdot)}$ denote the smallest/largest eigenvalue of a symmetric matrix, respectively). A corresponding feedback law satisfying Assumption 2 can be defined as (see Appendix B)

$$u_{z_e}(x) = 20 \begin{bmatrix} \bar{z}_1 \bar{z}_2^2 + \frac{5}{4} \bar{z}_1^3 + \bar{z}_2^3 \\ \bar{z}_1 \bar{z}_2 \end{bmatrix}, \quad (13)$$

which relies on the coordinate transformation

$$\bar{z} = -R(\theta)^\top (z - z_e). \quad (14)$$

Here, (9) guarantees that z converges to z_e . Convergence of θ implicitly follows from the fact that $u_{z_e}(x) \rightarrow 0$ for $z \rightarrow z_e$, but θ can converge to an arbitrary value $\theta \in \mathbb{R}$. \triangle

Proposition 1 provides the framework to ensure the convergence of $z(t) = h(x(t))$ towards a fixed output of interest $z_e \in \mathbb{R}^p$ for $t \rightarrow \infty$. As a last step, preceding the main result in the subsequent section, we introduce the concept of a path in \mathbb{R}^p and the corresponding safe neighborhood to design control laws ensuring convergence to the vicinity of the path first and then to the desired point z_e .

Definition 1 (Normalized path with endpoint): A Lipschitz continuous function $s : \mathbb{R}_{\geq 0} \rightarrow \mathbb{R}^p$ is called normalized path with endpoint $s^* \in \mathbb{R}^p$ if it satisfies the following properties

$$\exists T \in \mathbb{R}_{\geq 0} \text{ so that } s(t) = s(T) = s^* \quad \forall t \geq T$$

and $|\dot{s}(t)| = 1$ for almost all $t \in [0, T]$. \spadesuit

Remark 3: Note that $|\dot{s}(t)| = 1$ for almost all $t \in [0, T]$ in Definition 1 can be assumed without loss of generality. Lipschitz continuity of $s(\cdot)$ ensures that $s(\cdot)$ is differentiable for almost all $t \in [0, T]$, which can be weakened if necessary. \circ

Definition 2: (Sublevel sets and safety tubes) Let $V(\cdot) : \mathbb{R}^n \times \mathbb{R}^p \rightarrow \mathbb{R}_{\geq 0}$, $(x, z_e) \mapsto V_{z_e}(x)$, be continuously differentiable with respect to x and locally Lipschitz continuous with respect to (x, z_e) . Moreover, let $d : \mathbb{R}^n \times \mathbb{R}^p \rightarrow \mathbb{R}_{>0}$ be a Lipschitz continuous positive function. Then, we define corresponding sublevel sets as

$$\begin{aligned} \mathcal{S}_{(z_e, x)} &= \{x \in \mathbb{R}^n | V_{z_e}(x) \leq d(x, z_e)\}, \\ \mathcal{H}_{(z_e, x)} &= \{h(x) \in \mathbb{R}^p | x \in \mathcal{S}_{(z_e, x)}\}. \end{aligned} \quad (15)$$

Let $s(\cdot)$ be a normalized path according to Definition 1 and let $x(\cdot) : \mathbb{R}_{\geq 0} \rightarrow \mathbb{R}^n$ be an absolutely continuous function. Then

$$\mathcal{S} = \bigcup_{t \in \mathbb{R}_{\geq 0}} \mathcal{S}_{(s(t), x(t))}, \quad \mathcal{H} = \{h(x) | x \in \mathcal{S}\}, \quad (16)$$

defines corresponding safety tubes. \spadesuit

To illustrate the role of the function $d(\cdot, \cdot)$, consider a closed unsafe set $\mathcal{O} \subset \mathbb{R}^p$ representing obstacles. Then, intuitively, $\mathcal{H}_{(z_e, x)} \cap \mathcal{O} = \emptyset$ ensures that a Lyapunov function's forward invariant sublevel set does not contain parts of the unsafe set. Accordingly, under Assumption 2, if $x(0) \in \mathcal{S}_{(z_e, x(0))}$ and $\mathcal{H}_{(z_e, x(0))} \cap \mathcal{O} = \emptyset$, then $h(x(t)) \notin \mathcal{O}$ can be guaranteed for all $t \in \mathbb{R}_{\geq 0}$ by appropriately selecting the input u . Note that in this context, $d(\cdot, \cdot)$ depends on the reference point of interest z_e and the current state x of the system. Similarly, $\mathcal{H} \cap \mathcal{O} = \emptyset$ guarantees that there exists an input u safely steering the states of a system through an unsafe environment with obstacles. A path according to Definition 1 through a cluttered environment can for example be obtained through convex lifting techniques [8], [13]. Here, we focus on a controller design with the properties above under the assumption that a path is known.

III. CONTROLLER DESIGN

In this section, we design and investigate the properties of a dynamic feedback controller that asymptotically stabilizes the output of the dynamical system (2) at an arbitrary position $z \in \mathbb{R}^p$ corresponding to the endpoint of a path. To illustrate the control design, we consider the dynamical system (2) and assume that Assumptions 1 and 2 are satisfied. Let $s : \mathbb{R}_{\geq 0} \rightarrow \mathbb{R}^p$ be a path defined according to Definition 1 and define $d(\cdot, \cdot)$, $\mathcal{S}_{z_e, x}$ and \mathcal{S} according to Definition 2. Then we extend the static feedback controller from Assumption 2 to the dynamic feedback controller

$$\kappa = u_{s(\tau)}(x) \quad (17)$$

$$\dot{\tau} = \max\{0, \min\{c(V_{s(\tau)}(x) - d(x, s(\tau))), 2T - \tau\}\} \quad (18)$$

for $c \in \mathbb{R}_{> 0}$.

Remark 4: The term $2T - \tau$ in the dynamics (18) is used to ensure that τ remains bounded for appropriately selected initial conditions. The right-hand side in (18) implies that $\dot{\tau} \geq 0$ and thus $\tau(\cdot)$ is monotonically increasing by construction. \circ

The controller leads to the closed-loop dynamics

$$\begin{cases} \dot{x} \\ \dot{\tau} \end{cases} = F(x, \tau) \quad (19)$$

$$:= \begin{bmatrix} f(x, u_{s(\tau)}(x)) \\ \max\{0, \min\{c(d(x, s(\tau)) - V_{s(\tau)}(x)), 2T - \tau\}\} \end{bmatrix}.$$

Lemma 1: Let Assumptions 1 and 2 be satisfied, and let V and u come from Assumption 2. Let s be a path according to Definition 1 and let $d(\cdot, \cdot)$, \mathcal{S}_{z_e} , \mathcal{S} be defined according to Definition 2. Then the function $F : \mathbb{R}^{n+1} \rightarrow \mathbb{R}^{n+1}$ in (19) is locally Lipschitz continuous on $\mathbb{R}^n \times \mathbb{R}$. \lrcorner

Proof: The proof follows immediately from the Lipschitz continuity of f , u , s , d , $\min\{\cdot, \cdot\}$, and $\max\{\cdot, \cdot\}$. \blacksquare

Lemma 1 is introduced to ensure that solutions of (19) exist and are unique.

Lemma 2: Let the assumptions of Lemma 1 be satisfied. Consider an arbitrary initial condition $(x_0, \tau_0) \in \mathcal{S}_{(s(\tau_0), x_0)} \times [0, 2T]$. Then the solution of (19) satisfies

$$(x(t), \tau(t)) \in \bigcup_{t \in \mathbb{R}_{\geq 0}} \mathcal{S}_{(s(\tau(t)), x(t))} \times [0, 2T]$$

for all $t \in \mathbb{R}_{\geq 0}$. \lrcorner

Proof: The proof follows from forward invariance arguments of sublevel sets of Lyapunov-like functions. Using the fact that:

$$0 \leq \max\{0, \min\{c(d(x, s(\tau)) - V_{s(\tau)}(x)), 2T - \tau\}\} \leq 2T - \tau \quad (20)$$

one deduces that $\tau(\cdot)$ is monotonically increasing and

$$0 \leq \dot{\tau}(t) \leq 2T - \tau(t).$$

This implies that $\tau \in [0, 2T]$ for all $t \in \mathbb{R}_{\geq 0}$ if $\tau_0 \in [0, 2T]$.

For the sake of a contradiction, assume that there exist times $t_1, t_2 \in [0, 2T]$, $t_1 \leq t_2$, such that $x(s(t_1)) \in \partial\mathcal{S}$ and

$$x(s(t)) \notin \mathcal{S} \quad \forall t \in (t_1, t_2].$$

Then (18) implies that $\tau(t) = \tau(t_1)$ for all $t \in [t_1, t_2]$. Moreover, according to (10) for all $t \in [t_1, t_2]$ it holds that

$$\begin{aligned} V_{z_e(\tau(t))}(x(t)) &= V_{z_e(\tau(t_1))}(x(t)) \\ &\leq V_{z_e(\tau(t_1))}(x(t_1)) = d(x(t_1), \tau(t_1)) \end{aligned}$$

i.e., $x(t) \in \mathcal{S}_{(s(\tau(t_1)), x(t_1))} \subset \mathcal{S}$ for all $t \in [t_1, t_2]$, leading to a contradiction and completing the proof. \blacksquare

From the above lemmas, we present hereafter the main result of the paper proving the convergence

$$z(t) = h(x(t), u_{s(\tau(t))}(x(t))) \rightarrow s^* \quad (21)$$

of the closed-loop system as $t \rightarrow \infty$.

Theorem 1: Let $\mathcal{C} \subset \mathbb{R}^n$ be a compact set such that all solutions of the closed-loop system (19) with $(x_0, \tau_0) \in \mathcal{C} \cap \mathcal{S}_{(s(\tau_0), x_0)} \times [0, 2T]$ are bounded. If the assumptions of Lemma 1 are satisfied then, for any arbitrary initial condition $(x_0, \tau_0) \in \mathcal{C} \cap \mathcal{S}_{(s(\tau_0), x_0)} \times [0, 2T]$, the solution of (19) ensures that $\tau(t) \rightarrow 2T$ and (21) holds as $t \rightarrow \infty$. \lrcorner

Proof: Lemma 2 shows that the augmented state τ is bounded ($\tau(t) \in [0, 2T]$) and monotonically increasing ($\dot{\tau} \geq 0$) for all $t \in \mathbb{R}_{\geq 0}$.

From there, direct application of the Bolzano-Weierstrass Theorem ensures that $\tau(t)$ converges to a limit $\tau^\# \in [0, 2T]$ as $t \rightarrow \infty$. Let us define $s^\# = s(\tau^\#)$ to characterize the limit point on the path.

Then, for almost all $t \in \mathbb{R}_{\geq 0}$, it holds that¹

$$\begin{aligned} \frac{d}{dt} V_{s^\#}(x) &= \langle \nabla V_{s^\#}(x), f(x, u_{s(\tau)}(x)) \rangle \\ &= \langle \nabla V_{s^\#}(x), f(x, u_{s(\tau)}(x)) - f(x, u_{s^\#}(x)) \rangle \\ &\quad + \langle \nabla V_{s^\#}(x), f(x, u_{s^\#}(x)) \rangle \\ &\leq |\nabla V_{s^\#}(x)| \cdot |f(x, u_{s(\tau)}(x)) - f(x, u_{s^\#}(x))| \\ &\quad - \alpha_3(V_{s^\#}(x)) \end{aligned} \quad (22)$$

¹The time argument has been removed to shorten expressions.

where $\nabla V(\cdot)$ denotes the gradient of $V(\cdot)$ with respect to x . Now, since $x(t)$ is bounded by assumption, there exists a compact set $\mathcal{C}_x \subset \mathbb{R}^n$ such that $x(t) \in \mathcal{C}_x$ for all $t \in \mathbb{R}_{\geq 0}$. Moreover, since s_0 and $s^\#$ are fixed points on the path, there exists a compact set $\mathcal{C}_s \subset \mathbb{R}^m$ such that $s(\tau(t)) \in \mathcal{C}_s$ for all $t \in \mathbb{R}_{\geq 0}$. Using the assumptions that $V_{s^\#}$ is continuous and f and u are locally Lipschitz continuous, one ensures that there exist M_V and L_f such that

$$|\nabla V_{s^\#}(x)| \leq M_V \quad \forall x \in \mathcal{C}_x$$

and

$$|f(x, u_{s_1}(x)) - f(x, u_{s_2}(x))| \leq L_f |s_1 - s_2|$$

for all $s_1, s_2 \in \mathcal{C}_s$, for all $x \in \mathcal{C}_x$. From there, by using (7) (i.e., $\alpha_1(|x|_{G_1(s^\#)}) \leq V_{s^\#}(x)$), one verifies that

$$\begin{aligned} \frac{d}{dt} V_{s^\#}(x) &\leq -\alpha_3(V_{s^\#}(x)) + M_V L_f |s(\tau) - s^\#| \\ &\leq -\frac{1}{2} \alpha_3(\alpha_1(|x|_{G_1(s^\#)})) \\ &\quad - \frac{1}{2} \alpha_3(\alpha_1(|x|_{G_1(s^\#)}) + M_V L_f |s(\tau) - s^\#|. \end{aligned}$$

As a next step we define $\alpha_4(\cdot) = \alpha_1^{-1}(\alpha_3^{-1}(2M_V L_f(\cdot))) \in \mathcal{K}_\infty$. Then, the condition

$$|x|_{G_1(s^\#)} \geq \alpha_4(|s - s^\#|)$$

implies

$$\frac{d}{dt} V_{s^\#}(x) \leq -\frac{1}{2} \alpha_3(\alpha_1(|x|_{G_1(s^\#)}))$$

and thus $V_{s^\#}(\cdot)$ is an ISS-Lyapunov function [12, Sec. 2.2]. Finally, from [12, Prop. 3] it follows that there exist $\beta \in \mathcal{KL}$ and $\alpha_5 \in \mathcal{K}_\infty$ so that solutions satisfy

$$|x(t)|_{G_1(s^\#)} \leq \beta(|x(0)|_{G_1(s^\#)}, t) + \alpha_5(\|s - s^\#\|_{L_\infty})$$

for all $t \in \mathbb{R}_{\geq 0}$ and where $\|\cdot\|_{L_\infty}$ denotes the L_∞ -norm of a signal. Since $s(t) \rightarrow s^\#$ as $t \rightarrow \infty$, one concludes that $|x(t)|_{G_1(s^\#)} \rightarrow s^\#$ for $t \rightarrow \infty$, i.e., $h(x(t)) \rightarrow s^\#$.

To prove that $s^\# = s^*$ and $\tau^\# = 2T$, we use a proof by contradiction. Assume that $s^\# \neq s^*$, and hence $\tau^\#$ satisfies $\tau^\# < T$. Since $d(\cdot, \cdot)$ is continuous by assumption and continuous functions attain their minimum on compact sets, there exists $\varepsilon \in (0, T]$ such that

$$\varepsilon \leq \min_{x \in \mathcal{C}_x, s \in \mathcal{C}_s} d(x, s). \quad (23)$$

Now, since $h(x(t)) \rightarrow s^\#$ as $t \rightarrow \infty$, then there exists $t_1 \in \mathbb{R}_{\geq 0}$ such that $V_{s^\#}(x(t)) \leq \frac{1}{2}\varepsilon$ for all $t \geq t_1$. Thus, according to (18), $\dot{\tau}(t) \geq \frac{\varepsilon}{2}$ for almost all $t \geq t_1$, which contradicts the assumption that $\tau(t) \rightarrow \tau^\# \leq T$. From there, one concludes that $\tau^\# \in [T, 2T]$, which in turn implies that $s^\# = s^*$.

Finally, using the same ε -construction as in (23), but $s^\#$ replaced by s^* one ensures that there exist $t_2, t_3 \in \mathbb{R}_{\geq 0}$ such that $\tau(t_2) = T$ and $\dot{\tau} = 2T - \tau$ for almost all $t \geq t_3$, which concludes the proof. ■

Remark 5: Locally minimally invasive controller designs, typically used in the context of control barrier functions and safety [1], [2], have become popular over the last years. A similar approach is also possible in this paper. For instance,

if the Lyapunov-like function in Assumption 2 is replaced by a control Lyapunov-like function, then instead of predefining the control law as in Assumption 2, one can replace condition (8) with $\forall (z_e, x) \in \mathbb{R}^p \times \mathbb{R}^n$ there exists $u \in \mathbb{R}^m$ such that

$$\langle \nabla V_{z_e}(x), f(x, u) \rangle \leq -\alpha_3(V_{z_e}(x)).$$

Then, one can define a minimally invasive control law implicitly through the optimization problem

$$\begin{aligned} u_{z_e}(x) &\in \operatorname{argmin}_{u \in \mathbb{R}^m} |u - \nu(x)|^2 \\ \text{s.t. } &\langle \nabla V_{z_e}(x), f(x, u) \rangle \leq -\alpha_3(V_{z_e}(x)) \end{aligned}$$

where $\nu: \mathbb{R}^n \rightarrow \mathbb{R}^m$ denotes an arbitrary Lipschitz continuous feedback law guaranteeing $h(x(t)) \rightarrow s^*$ for $t \rightarrow \infty$ without avoidance guarantees. The analysis of minimally invasive controller designs is left for future work. ◻

IV. NUMERICAL SIMULATIONS

We illustrate the design and the performance of the controller introduced in Section III based on two examples. In particular, we consider the simple double integrator discussed in Example 1, and the dynamic extension of the unicycle in Example 2.

A. Path in a cluttered environment

We consider the following path with endpoint $s: \mathbb{R}_{\geq 0} \rightarrow \mathbb{R}^2$ defined as

$$s(t) = \begin{cases} \frac{1}{\sqrt{2}} \begin{bmatrix} t \\ t \end{bmatrix} & \text{if } t \in [0, \sqrt{2}], \\ \frac{1}{\sqrt{2}} \begin{bmatrix} t \\ 2\sqrt{2}-t \end{bmatrix} & \text{if } t \in [\sqrt{2}, 2\sqrt{2}], \\ \frac{1}{\sqrt{2}} \begin{bmatrix} t \\ t-2\sqrt{2} \end{bmatrix} & \text{if } t \in [2\sqrt{2}, 3\sqrt{2}], \\ \frac{1}{\sqrt{2}} \begin{bmatrix} t \\ 4\sqrt{2}-t \end{bmatrix} & \text{if } t \in [3\sqrt{2}, 4\sqrt{2}], \\ \frac{1}{\sqrt{2}} \begin{bmatrix} t \\ t-4\sqrt{2} \end{bmatrix} & \text{if } t \in [4\sqrt{2}, 5\sqrt{2}], \\ \begin{bmatrix} 5 \\ 1 \end{bmatrix} & \text{if } t \in [5\sqrt{2}, \infty). \end{cases} \quad (24)$$

The scaling, i.e., the multiplication with $\frac{1}{\sqrt{2}}$ is necessary to ensure that the condition $\dot{s}(t) = 1$ is satisfied for almost all $t \in \mathbb{R}_{\geq 0}$. In addition to the path we consider that the set of obstacles consists of the union $N \in \mathbb{N}$ circular obstacles

$$\mathcal{O} = \bigcup_{i=1}^N B_{r_i}(c_i), \quad r_i \in \mathbb{R}_{>0}, \quad c_i \in \mathbb{R}^2. \quad (25)$$

The path with endpoint together with the set \mathcal{O} is visualized in Figure 1. For a given Lyapunov function $V(\cdot)$, the function $d(\cdot, \cdot)$ defining safe sublevel sets (introduced in Definition 2) is computed online based on a discretization of the boundary of the set \mathcal{O} , i.e., we represent the obstacle through a set of points

$$q^i \in \partial \mathcal{O}, \quad i \in \{1, \dots, M\} \subset \mathbb{N} \quad (26)$$

for $M \in \mathbb{N}$. The specific implementation and definition of $d(\cdot, \cdot)$ is made precise in the next sections based on the individual examples.

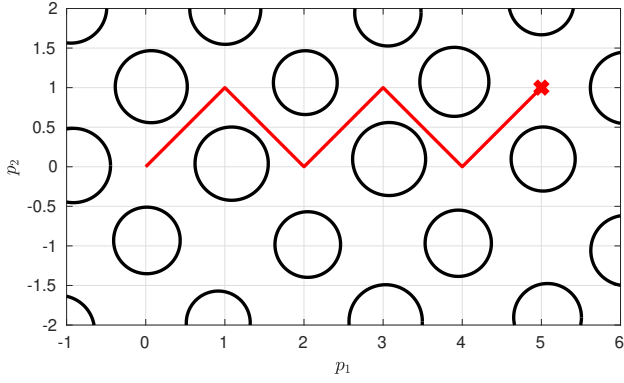


Fig. 1. Example of a path with endpoint $s^* = [5, 1]^\top$ (red) in a cluttered environment with circular obstacles (black).

B. Double integrator controller illustration

Recall dynamics (4). To define a control law and a corresponding Lyapunov function we solve the Riccati equation (11) for $R = 10^{-3}I$ leading to the controller

$$u_{z_e}(x) = K \begin{bmatrix} x_1 - z_{e,1} \\ x_2 - z_{e,2} \\ x_3 \\ x_4 \end{bmatrix}, \quad K = \begin{bmatrix} -31.6 & 0 & -32.6 & 0 \\ 0 & -31.6 & 0 & -32.6 \end{bmatrix}$$

and the Lyapunov function

$$V_{z_e}(x) = \begin{bmatrix} x_1 - z_{e,1} \\ x_2 - z_{e,2} \\ x_3 \\ x_4 \end{bmatrix}^\top P \begin{bmatrix} x_1 - z_{e,1} \\ x_2 - z_{e,2} \\ x_3 \\ x_4 \end{bmatrix}$$

$$P = \left[\begin{array}{cc|cc} P_{11} & P_{12} & 1.03 & 0 \\ P_{12}^\top & P_{22} & 0 & 0.03 \\ \hline 0.03 & 0 & 0.03 & 0 \\ 0 & 0.03 & 0 & 0.03 \end{array} \right].$$

To define appropriate sublevel sets $d(\cdot, \cdot)$ such that safety is guaranteed, we first rewrite the Lyapunov function

$$W_{z_e}(\chi_1, \chi_2) = (\chi_1 - z_e)^\top P_{11}(\chi_1 - z_e) + 2(\chi_1 - z_e)^\top P_{12}\chi_2 + \chi_2^\top P_{22}\chi_2 \quad (27)$$

and we consider the optimization problem

$$\eta_{z_e}(\chi_1) = \min_{\chi_2 \in \mathbb{R}^2} W_{z_e}(\chi_1, \chi_2). \quad (28)$$

Here, η defines the smallest value of the Lyapunov function for χ_1 and z_e fixed and χ_2 arbitrary. Based on η and the discretization of the boundary of the obstacle in (26) we define

$$d(x, z_e) = \min_{i \in \{1, \dots, M\}} \eta_{z_e}(q^i). \quad (29)$$

Note that in this particular example $\tilde{d}(z_e) = d(z_e, x)$ is only a function of z_e , but not a function of the state x .² Since $W_{z_e}(\chi_1, \cdot)$ is a quadratic function, the minimum in (28) can be calculated explicitly and it holds that

$$\eta_{z_e}(\chi_1) = W_{z_e}(\chi_1, -P_{22}^{-1}P_{12}^\top(\chi_1 - z_e)). \quad (30)$$

Accordingly, if M in (26) is selected reasonably small, $\tilde{d}(z_e)$ can be calculated online.

²The function $\tilde{d}(z_e)$ can be modified to $\tilde{d}(z_e) - \varepsilon$, $\varepsilon > 0$, to take the error from the discretization of the boundary of the obstacles into account. For simplicity of presentation the discretization error is ignored here.

Figure 2 shows the closed-loop solution $z(x(t)) = Cx(t)$ of the double integrator (in blue) initialized through $x_0 = [-0.25, 0.25, 0, 0]^\top$. As expected through the theoretical results discussed in Section III, $z(t)$ asymptotically converges to $s^* = [5, 1]^\top$ while avoiding the circular obstacles. In

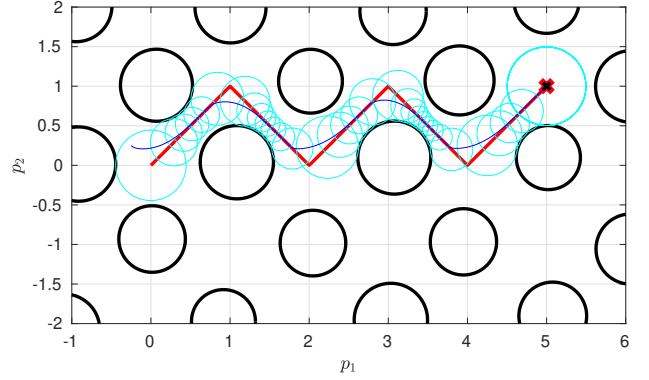


Fig. 2. Closed loop solution of the double integrator dynamics (blue) avoiding circular obstacles (black) staying in safety neighborhoods (cyan) centered around a path (red).

addition, level sets of the projected Lyapunov function $\eta_{z_e}(\cdot)$ in (30) are shown in cyan. While the safety neighborhoods $\mathcal{S}(z_e, x)$ are updated continuously, only snapshots taken once every couple of second are shown in Figure 2.

The input corresponding to the closed loop solution in Figure 2 is shown in Figure 3. For the simulations, the

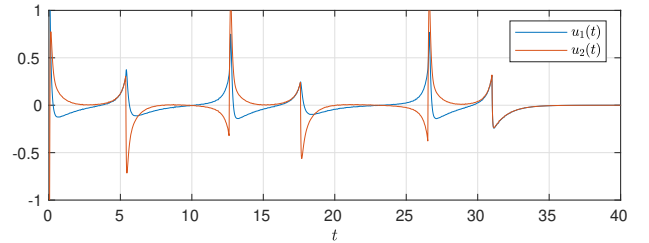


Fig. 3. Input of the avoidance controller with convergence guarantees corresponding to the closed-loop solution shown in Figure 2.

parameter $c = 10$ is used in (18) to define the τ -dynamics.

C. Unicycle controller illustration

As a second example consider the extended unicycle dynamics

$$\begin{bmatrix} \dot{p}_1 \\ \dot{p}_2 \\ \dot{\theta} \end{bmatrix} = \begin{bmatrix} v \cos(\theta) \\ v \sin(\theta) \\ w \end{bmatrix}, \quad \begin{bmatrix} \dot{v} \\ \dot{w} \end{bmatrix} = \begin{bmatrix} a \\ q \end{bmatrix} \quad (31)$$

with state $x = [p_1, p_2, \theta, v, w]^\top$ input $u = [a, q]^\top$ and output of interest $p = [p_1, p_2]^\top$. Additionally, we use the notation $\chi_1 = [p_1, p_2, \theta]^\top$ and $\chi_2 = [v, w]^\top$ to define the function d .

As shown in Appendix C (see (46)) a function according to the Assumption 2 is given by

$$W_{z_e}(\chi_1, \chi_2) = V_{z_e}(\chi_1) + \frac{1}{2}(v - u_{z_e,1}(\chi_1))^2 + \frac{1}{2}(w - u_{z_e,2}(\chi_1))^2$$

extending the Lyapunov-like function (12) and where $u_{z_e}(\chi_1)$ denotes the input in (13). Similar to the example of the double integrator we define the function $d(\cdot, \cdot)$ by considering the projection

$$\eta_{z_e}(\chi_1) = \min_{\chi_2 \in \mathbb{R}^2} W_{z_e}(\chi_1, \chi_2) = V_{z_e}(\chi_1). \quad (32)$$

Based on $\eta_{z_e}(\chi_1)$, safe sublevel sets are characterized through the definition

$$d(x, z_e) = \min_{i \in \{1, \dots, M\}} \eta_{z_e} \left(\begin{bmatrix} q_1^i \\ q_2^i \\ \theta \end{bmatrix} \right). \quad (33)$$

In contrast to (29), the function d in (33) explicitly depends on the state x (or more precisely on the state θ).

Figure 4 shows an illustration analogue to Figure 2 initialized through $x_0 = [-0.25, 0.25, 0, 0, 0]^\top$. Through the par-

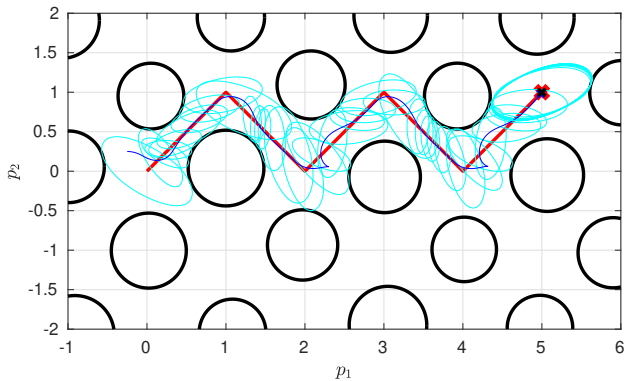


Fig. 4. Closed loop solution of the extended unicycle dynamics (31) using the same setting as in Figure 2.

ticular selection of x_0 , safety is initially not guaranteed, i.e., for $t = 0$ it holds that $W_{z_e(\tau(0))}(x(0), 0) > d(x(0), z_e(\tau(0)))$. However, once the condition $W_{z_e(\tau(\tilde{t}))}(\chi_1(\tilde{t}), \chi_2(\tilde{t})) \leq d(x(\tilde{t}), z_e(\tau(\tilde{t})))$ is satisfied for $\tilde{t} \in \mathbb{R}_{\geq 0}$ the condition holds for all $t \geq \tilde{t}$.

The input corresponding to the closed-loop solution in Figure 4 is shown in Figure 5. The feedback law is defined

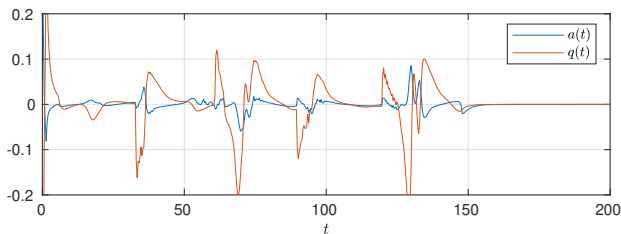


Fig. 5. Input $a(t)$ and $q(t)$ corresponding to the closed loop solution of the extended unicycle dynamics (31) shown in Figure 4.

as

$$\begin{aligned} a(x) &= -v + u_{z_e,1}(x) + (75\bar{p}_1^2 + 20\bar{p}_2^2)(-v + w\bar{p}_2) \\ &\quad - (60\bar{p}_2^2 + 40\bar{p}_1\bar{p}_2)w\bar{p}_1, \\ q(x) &= -w + u_{z_e,2}(x) + 20\bar{p}_2(-v + w\bar{p}_2) - 20\bar{p}_1^2w, \end{aligned}$$

which relies on the feedback law (13) and on the coordinate transformation (14) and is derived in Appendix C.

V. CONCLUSIONS

In this paper, we have introduced a general controller for nonlinear dynamical systems with safety and convergence properties, navigating the output of interest of a system through a cluttered environment based on a predefined path. While safety is guaranteed through forward invariance of sublevel sets of Lyapunov functions, convergence is guaranteed through an appropriate dynamic update of reference point along the path. Future work will focus on the dynamic construction of Lyapunov functions along the path and on improved performance of closed-loop solutions.

APPENDIX

In this section, we design Lyapunov-like functions according to Assumption 2 for the unicycle dynamics (6) and its dynamic extension (31). As a first step, we focus on the 3-dimensional kinematic system (6). The extension to (31) is solved using backstepping. In both cases, the output of interest is given by the position $z = p = [p_1, p_2]^\top$.

A. Coordinate transformation for (6)

To derive a control law steering a robot described through the dynamics (6) to an arbitrary but fixed position $p_e \in \mathbb{R}^2$, we consider the following change of variables, well-known in the context of trajectory tracking modeling problems [18, Ch. 5.4.1]. In particular, we define

$$\bar{p} = R(\theta)^\top (p_e - p), \quad (34)$$

with the rotation matrix $R(\theta)$ is introduced in (1). Using (6) along the fact that p_e is constant, it is straightforward to verify that

$$\dot{\bar{p}} = - \begin{bmatrix} 0 & -\omega \\ \omega & 0 \end{bmatrix} \bar{p} - \begin{bmatrix} v \\ 0 \end{bmatrix} \quad (35)$$

or equivalently $\dot{\bar{p}}_1 = -v + w\bar{p}_2$ and $\dot{\bar{p}}_2 = -w\bar{p}_1$, which is notably independent of the orientation.

B. Stabilizing controller design for (35) and for (6)

We derive a stabilizing controller and a corresponding Lyapunov function for the bilinear system (35). Based on this result, and the coordinate transformations (34), it follows that Assumption 2 is satisfied for (6) with $z = p$.

Theorem 2: Consider the dynamical system (35) together with the feedback law

$$\bar{u}(\bar{p}) = \begin{bmatrix} 20\bar{p}_1\bar{p}_2^2 + 25\bar{p}_1^3 + 20\bar{p}_2^3 \\ 20\bar{p}_1\bar{p}_2 \end{bmatrix}. \quad (36)$$

Then the origin of (35) is globally asymptotically stable and

$$V(\bar{p}) = \frac{1}{2}\bar{p}^\top \begin{bmatrix} 1 & 1 \\ 1 & 2 \end{bmatrix} \bar{p} + \frac{1}{4}\bar{p}_1^4 + \frac{1}{4}\bar{p}_2^4 \quad (37)$$

is a corresponding Lyapunov function. Moreover, for

$$\alpha_1(r) = \lambda_{\min}(P_1)r^2 \in \mathcal{K}_\infty \quad (38)$$

$$\alpha_2(r) = \lambda_{\max}(P_1)r^2 + \frac{1}{4}r^4 \in \mathcal{K}_\infty \quad (39)$$

$$\alpha_3(r) = \frac{5}{2}|\alpha_2^{-1}(r)|^4 \in \mathcal{K}_\infty \quad (40)$$

it holds that

$$\alpha_1(|\bar{p}|) \leq V(\bar{p}) \leq \alpha_2(|\bar{p}|). \quad (41)$$

and $\dot{V}(\bar{p}(t)) \leq -\alpha_3(V(\bar{p}(t)))$ for all $t \in \mathbb{R}_{\geq 0}$. \square

Proof: We first observe that the matrix $P_1 = \begin{bmatrix} 1 & 1 \\ 1 & 2 \end{bmatrix}$ is positive definite and for (38) and (39) it holds that $\alpha_1, \alpha_2 \in \mathcal{K}_\infty$ and (41) is satisfied.

As a next step we derive an estimate for the derivative $\dot{V}(\bar{p}(t))$ where $\bar{p}(t)$ denotes the solution of the closed-loop system (35) using the feedback law (36), i.e., the solution of

$$\dot{\bar{p}}_1 = -25\bar{p}_1^3 - 20\bar{p}_2^3, \quad \dot{\bar{p}}_2 = -20\bar{p}_1^2\bar{p}_2.$$

Omitting the time argument for brevity, it holds that

$$\begin{aligned} \dot{V}(\bar{p}) &= \bar{p}_1\dot{\bar{p}}_1 + \bar{p}_1\dot{\bar{p}}_2 + \bar{p}_2\dot{\bar{p}}_1 + 2\bar{p}_2\dot{\bar{p}}_2 + \bar{p}_1^3\dot{\bar{p}}_1 + \bar{p}_2^3\dot{\bar{p}}_2 \\ &= \bar{p}_1(-25\bar{p}_1^3 - 20\bar{p}_2^3) + \bar{p}_1(-20\bar{p}_1^2\bar{p}_2) \\ &\quad + \bar{p}_2(-25\bar{p}_1^3 - 20\bar{p}_2^3) + 2\bar{p}_2(-20\bar{p}_1^2\bar{p}_2) \\ &\quad + \bar{p}_1^3(-25\bar{p}_1^3 - 20\bar{p}_2^3) + \bar{p}_2^3(-20\bar{p}_1^2\bar{p}_2) \\ &= -25\bar{p}_1^4 - 20\bar{p}_1\bar{p}_2^3 - 20\bar{p}_1^3\bar{p}_2 - 25\bar{p}_1^3\bar{p}_2 \\ &\quad - 20\bar{p}_2^4 - 40\bar{p}_1^2\bar{p}_2^2 - 25\bar{p}_1^6 - 20\bar{p}_1^3\bar{p}_2^3 - 20\bar{p}_1^2\bar{p}_2^4 \\ &= -25\bar{p}_1^4 - 40\bar{p}_1^2\bar{p}_2^2 - 20\bar{p}_2^4 - 25\bar{p}_1^6 - 25\bar{p}_1^2\bar{p}_2^4 \\ &\quad - 45\bar{p}_1^3\bar{p}_2 - 20\bar{p}_1^3\bar{p}_2^3 - 20\bar{p}_1\bar{p}_2^3. \end{aligned}$$

Using Young's inequality (see [11, Lemma A.4] for example), i.e., the using the estimates

$$\begin{aligned} \bar{p}_1^3\bar{p}_2^3 &= \bar{p}_1^{\frac{3}{2}}(\bar{p}_1^{\frac{3}{2}}\bar{p}_2^3) \leq \frac{1}{4}\bar{p}_1^6 + \frac{3}{4}\bar{p}_1^2\bar{p}_2^4, \\ \bar{p}_1^3\bar{p}_2 &= \bar{p}_1^2(\bar{p}_1\bar{p}_2) \leq \frac{1}{2}\bar{p}_1^4 + \frac{1}{2}\bar{p}_1^2\bar{p}_2^2, \\ \bar{p}_1\bar{p}_2^3 &= (\bar{p}_1\bar{p}_2)\bar{p}_2^2 \leq \frac{1}{2}\bar{p}_1^2\bar{p}_2^2 + \frac{1}{2}\bar{p}_2^4, \end{aligned}$$

the derivative $\dot{V}(\bar{p})$ can be further rewritten:

$$\begin{aligned} \dot{V}(\bar{p}) &\leq -25\bar{p}_1^4 - 40\bar{p}_1^2\bar{p}_2^2 - 20\bar{p}_2^4 - 20\bar{p}_1^6 - 20\bar{p}_1^2\bar{p}_2^4 \\ &\quad + 45\left(\frac{1}{2}\bar{p}_1^4 + \frac{1}{2}\bar{p}_1^2\bar{p}_2^2\right) + 20\left(\frac{1}{4}\bar{p}_1^6 + \frac{3}{4}\bar{p}_1^2\bar{p}_2^4\right) \\ &\quad + 20\left(\frac{1}{2}\bar{p}_1^2\bar{p}_2^2 + \frac{1}{2}\bar{p}_2^4\right) \\ &= -\frac{5}{2}\bar{p}_1^4 - 10\bar{p}_2^4 - \frac{15}{2}\bar{p}_1^2\bar{p}_2^2 - 20\bar{p}_1^6 - 5\bar{p}_1^2\bar{p}_2^4 \leq -\frac{5}{2}|\bar{p}|^4. \end{aligned}$$

Finally, observe that $V(\bar{p}) \leq \alpha_2(|\bar{p}|)$ is equivalent to $-|\bar{p}| \leq -\alpha_2^{-1}(V(\bar{p}))$ which implies that

$$V(\bar{p}) \leq -\alpha_3(V(\bar{p})) \quad (42)$$

for $\alpha_3 \in \mathcal{K}_\infty$ defined in (40), which shows global asymptotic stability of the origin $\bar{p} = 0$ and completes the proof. \blacksquare

C. Lyapunov function and controller design for (31)

As a next step we consider the dynamics (31) and focus on the stabilization of the origin of the system

$$\begin{bmatrix} \dot{\bar{p}}_1 \\ \dot{\bar{p}}_2 \end{bmatrix} = \begin{bmatrix} -v + w\bar{p}_2 \\ -w\bar{p}_1 \end{bmatrix}, \quad \begin{bmatrix} \dot{v} \\ \dot{w} \end{bmatrix} = \begin{bmatrix} a \\ q \end{bmatrix} \quad (43)$$

which combines (35) with the extension in (31).

We define error variables

$$\begin{aligned} e_1 &= v - \bar{u}_1(\bar{p}), & v &= e_1 + \bar{u}_1(\bar{p}), \\ e_2 &= w - \bar{u}_2(\bar{p}), & w &= e_2 + \bar{u}_2(\bar{p}). \end{aligned}$$

where \bar{u} refers to the feedback law in (36). It holds that

$$\begin{aligned} \dot{e}_1 &= \dot{v} - \dot{u}_1(\bar{p}) = a - \frac{\partial \bar{u}_1}{\partial \bar{p}_1} \dot{\bar{p}}_1 - \frac{\partial \bar{u}_1}{\partial \bar{p}_2} \dot{\bar{p}}_2 \\ &= a - (75\bar{p}_1^2 + 20\bar{p}_2^2)(-v + w\bar{p}_2) \\ &\quad - (60\bar{p}_2^2 + 40\bar{p}_1\bar{p}_2)(-w\bar{p}_1) \\ &= a - (75\bar{p}_1^2 + 20\bar{p}_2^2)(-e_1 - \bar{u}_1(\bar{p}) + w\bar{p}_2) \\ &\quad + (60\bar{p}_2^2 + 40\bar{p}_1\bar{p}_2)(e_2 + \bar{u}_2(\bar{p}))\bar{p}_1. \end{aligned}$$

Through the definition

$$\begin{aligned} a(\bar{p}_1, \bar{p}_2, v, w) &= -e_1 + (75\bar{p}_1^2 + 20\bar{p}_2^2)(-e_1 - \bar{u}_1(\bar{p}) + w\bar{p}_2) \\ &\quad - (60\bar{p}_2^2 + 40\bar{p}_1\bar{p}_2)(e_2 + \bar{u}_2(\bar{p}))\bar{p}_1 \quad (44) \end{aligned}$$

it holds that $\dot{e}_1 = -e_1$. Similarly, the e_2 -dynamics satisfy

$$\begin{aligned} \dot{e}_2 &= \dot{w} - \dot{u}_2(\bar{p}) = q - \frac{\partial \bar{u}_2}{\partial \bar{p}_1} \dot{\bar{p}}_1 - \frac{\partial \bar{u}_2}{\partial \bar{p}_2} \dot{\bar{p}}_2 \\ &= q - (20\bar{p}_2)(-v + w\bar{p}_2) - (20\bar{p}_1)(-w\bar{p}_1) \\ &= q - 20\bar{p}_2(-e_1 - \bar{u}_1(\bar{p}) + w\bar{p}_2) + 20\bar{p}_1^2(e_2 + \bar{u}_2(\bar{p})). \end{aligned}$$

Here,

$$\begin{aligned} q(\bar{p}_1, \bar{p}_2, v, w) &= -e_2 + 20\bar{p}_2(-e_1 - \bar{u}_1(\bar{p}) + w\bar{p}_2) \\ &\quad - 20\bar{p}_1^2(e_2 + \bar{u}_2(\bar{p})) \quad (45) \end{aligned}$$

implies $\dot{e}_2 = -\dot{e}_2$ and it follows that the feedback laws a and q defined in (44) and (45), respectively, globally asymptotically stabilize the origin of (43) with corresponding radially unbounded Lyapunov function

$$\bar{V}(\bar{p}_1, \bar{p}_2, v, w) = V(\bar{p}) + \frac{1}{2}e_1^2 + \frac{1}{2}e_2^2. \quad (46)$$

REFERENCES

- [1] A. D. Ames, S. Coogan, M. Egerstedt, G. Notomista, K. Sreenath, and P. Tabuada. Control barrier functions: theory and applications. In *18th European Control Conference*, pages 3420–3431, 2019.
- [2] A. D. Ames, X. Xu, J. W. Grizzle, and P. Tabuada. Control barrier function based quadratic programs for safety critical systems. *IEEE Transactions on Automatic Control*, 62(8):3861–3876, 2017.
- [3] J.P. Aubin and H. Frankowska. *Set-Valued Analysis*. Springer Science & Business Media, 2009.
- [4] P. Braun, L. Grüne, and C. M. Kellett. *(In-)Stability of Differential Inclusions: Notions, Equivalences, and Lyapunov-Like Characterizations*. Springer Nature, 2021.
- [5] E. Garone, S. Di Cairano, and I. Kolmanovskiy. Reference and command governors for systems with constraints: A survey on theory and applications. *Automatica*, 75:306–328, 2017.
- [6] L. Hewing, K. P. Wabersich, M. Menner, and M. N. Zeilinger. Learning-based model predictive control: Toward safe learning in control. *Annual Review of Control, Robotics, and Autonomous Systems*, 3(1):269–296, 2020.
- [7] M. Hoy, A. S. Matveev, and A. V. Savkin. Algorithms for collision-free navigation of mobile robots in complex cluttered environments: a survey. *Robotica*, 33(3):463–497, 2015.
- [8] D. Ioan, S. Olaru, I. Prodan, F. Stoican, and S.I. Niculescu. From obstacle-based space partitioning to corridors and path planning. A convex lifting approach. *IEEE Control Systems Letters*, 4(1):79–84, 2019.
- [9] A. İşleyen, N. van de Wouw, and Ö. Arslan. Adaptive headway motion control and motion prediction for safe unicycle motion design. In *Proc. of the 62nd IEEE Conference on Decision and Control*, pages 6937–6943, 2023.
- [10] A. İşleyen, N. Van De Wouw, and Ö. Arslan. From low to high order motion planners: Safe robot navigation using motion prediction and reference governor. *IEEE Robotics and Automation Letters*, 7(4):9715–9722, 2022.
- [11] C. M. Kellett and P. Braun. *Introduction to Nonlinear Control: Stability, Control Design, and Estimation*. Princeton University Press, 2023.

- [12] Y. Lin. Input-to-state stability with respect to noncompact sets. In *Proc. of the 13th IFAC World Congress*, pages 1954–1959, 1996.
- [13] M. Mirabilio, S. Olaru, C. E. T. Dórea, A. Iovine, and M. D. Di Benedetto. Path generation based on convex lifting: optimization of the corridors. *IFAC-PapersOnLine*, 55(16):260–265, 2022.
- [14] T. P. Nascimento, C. E. Dórea, and L. M. G. Gonçalves. Nonholonomic mobile robots’ trajectory tracking model predictive control: a survey. *Robotica*, 36(5):676–696, 2018.
- [15] S. Paternain, D. E. Koditschek, and A. Ribeiro. Navigation functions for convex potentials in a space with convex obstacles. *IEEE Transactions on Automatic Control*, 63(9):2944–2959, 2018.
- [16] E. Rimon and D. E. Koditschek. Exact robot navigation using artificial potential functions. *IEEE Transactions on Robotics and Automation*, 8(5):501–518, 1992.
- [17] A. R. Teel and L. Praly. A smooth Lyapunov function from a class-estimate involving two positive semidefinite functions. *ESAIM: Control, Optimisation and Calculus of Variations*, 5:313–367, 2000.
- [18] S. G. Tzafestas. *Introduction to Mobile Robot Control*. Elsevier, 2013.