



HAL
open science

”Arnica of Provence”: an alternative to *Arnica montana* L.? Investigations about polyphenolic composition and antioxidant potential

Clémentine Baccati, Charifat Saïd Hassane, Elnur Garayev, Béatrice Baghdikian

► To cite this version:

Clémentine Baccati, Charifat Saïd Hassane, Elnur Garayev, Béatrice Baghdikian. ”Arnica of Provence”: an alternative to *Arnica montana* L.? Investigations about polyphenolic composition and antioxidant potential. ICNPR 2024, Jul 2024, Krakow (Cracovie), Poland. hal-04661272v2

HAL Id: hal-04661272

<https://hal.science/hal-04661272v2>

Submitted on 11 Oct 2024

HAL is a multi-disciplinary open access archive for the deposit and dissemination of scientific research documents, whether they are published or not. The documents may come from teaching and research institutions in France or abroad, or from public or private research centers.

L’archive ouverte pluridisciplinaire **HAL**, est destinée au dépôt et à la diffusion de documents scientifiques de niveau recherche, publiés ou non, émanant des établissements d’enseignement et de recherche français ou étrangers, des laboratoires publics ou privés.



"ARNICA OF PROVENCE": AN ALTERNATIVE TO ARNICA MONTANA L.? INVESTIGATIONS ABOUT POLYPHENOLIC COMPOSITION AND ANTIOXIDANT POTENTIAL



Clémentine ACHARD-BACCATI, Charifat SAÏD HASSANE, Elnur GARAYEV & Béatrice BAGHDIKIAN

Aix Marseille Univ, CNRS 7263, IRD 237, Avignon Université, IMBE, 27 bd Jean Moulin, Service of Pharmacognosy and Ethnopharmacology, Faculty of Pharmacy, 13385 Marseille, France

A. montana

P. montanum

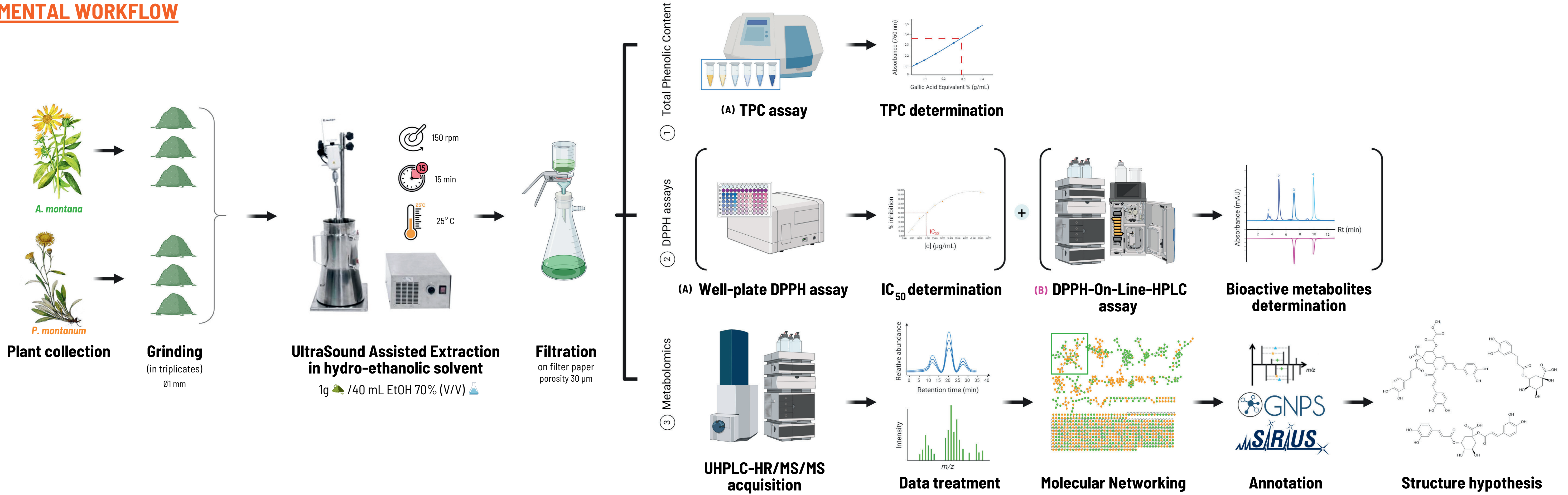
In Provence (South of France), the Asteraceae species *Pentanema montanum* (L.) D.Gut.Larr., Santos-Vicente, Anderb., E.Rico & M.M.Mart.Ort., formerly known as *Inula montana* L., is traditionally used for treating bruises, wounds, rheumatism, and muscular pain, similarly to *Arnica montana* L. It is locally referred to as "Arnica de Provence" [1, 2].

Both species mainly contain **sesquiterpene lactones and phenolic compounds**, which play a crucial role in defending against **oxidative stress**, a factor implicated in various acute and chronic diseases [3].

Due to cultivation difficulties, *A. montana* has been extensively harvested for the pharmaceutical and cosmetics industries, leading to a significant decline in wild populations. Conversely, *P. montanum*, which is easier to cultivate, could offer a viable local alternative.

This study compares the **antioxidant potential of both species** by evaluating their Total Phenolic Content (TPC) and using radical scavenging DPPH assays, including the DPPH-On-Line-HPLC assay. Additionally, their chemical composition was analyzed using UHPLC-HR/MS/MS and Molecular Networking approaches [4].

EXPERIMENTAL WORKFLOW



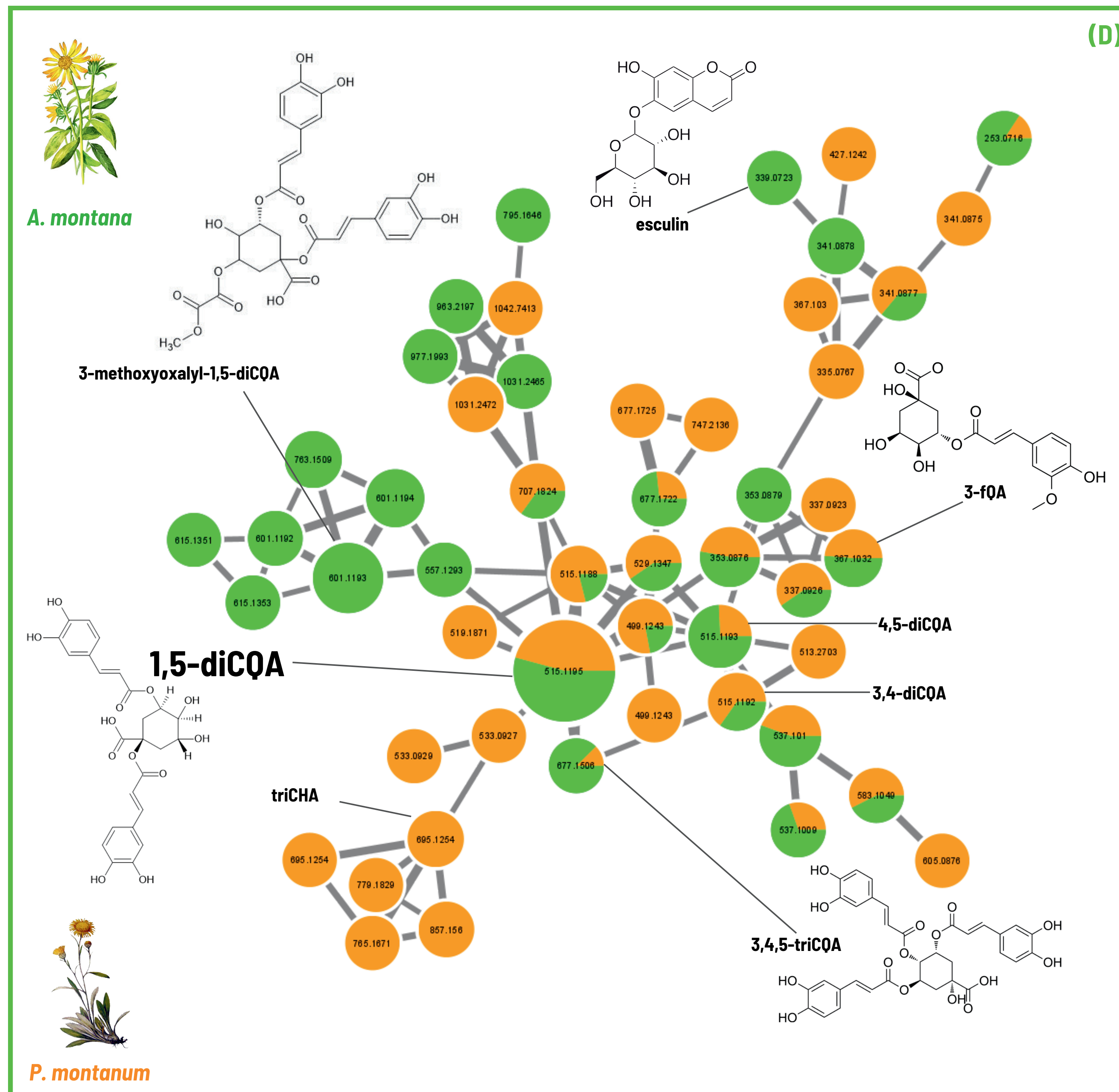
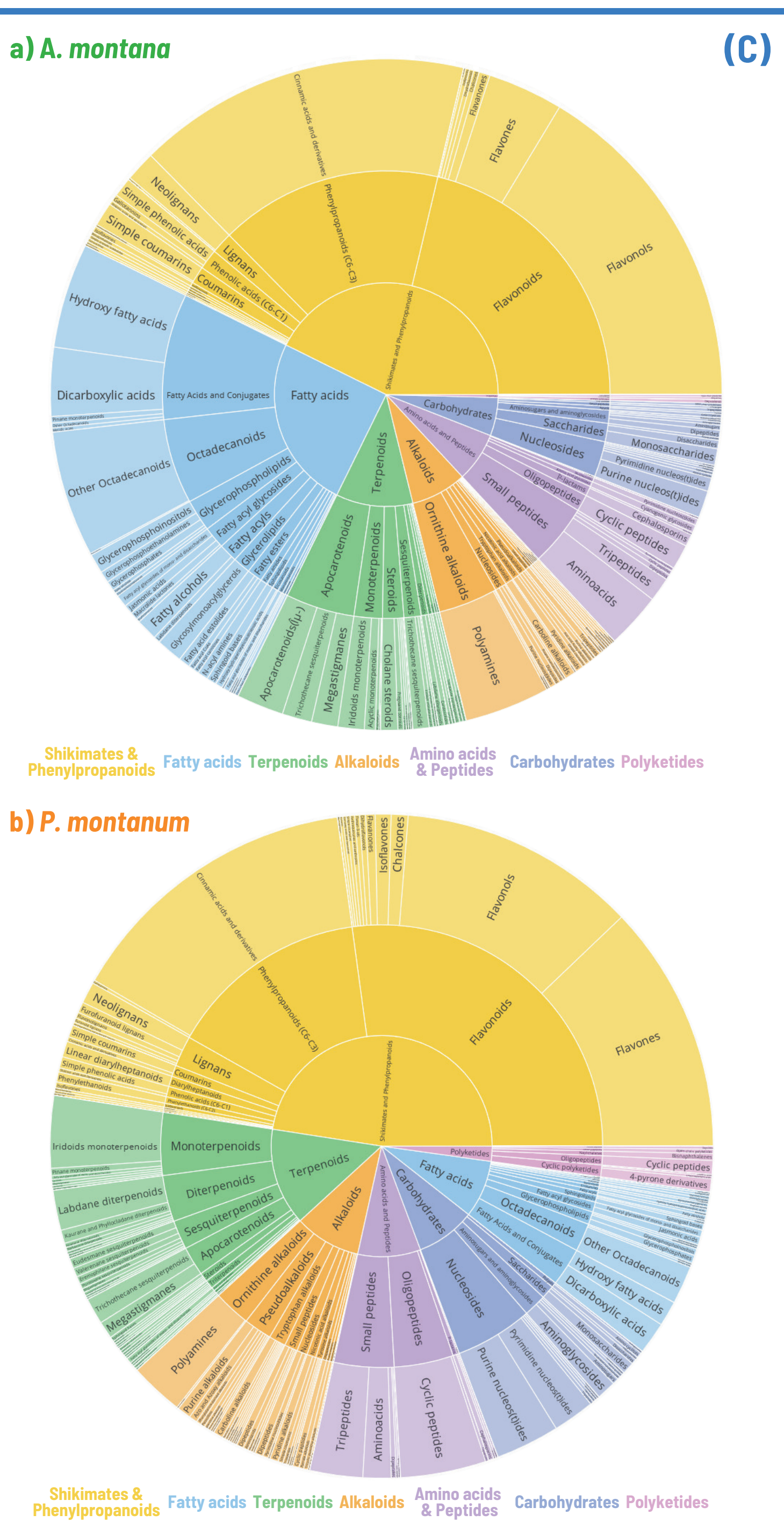
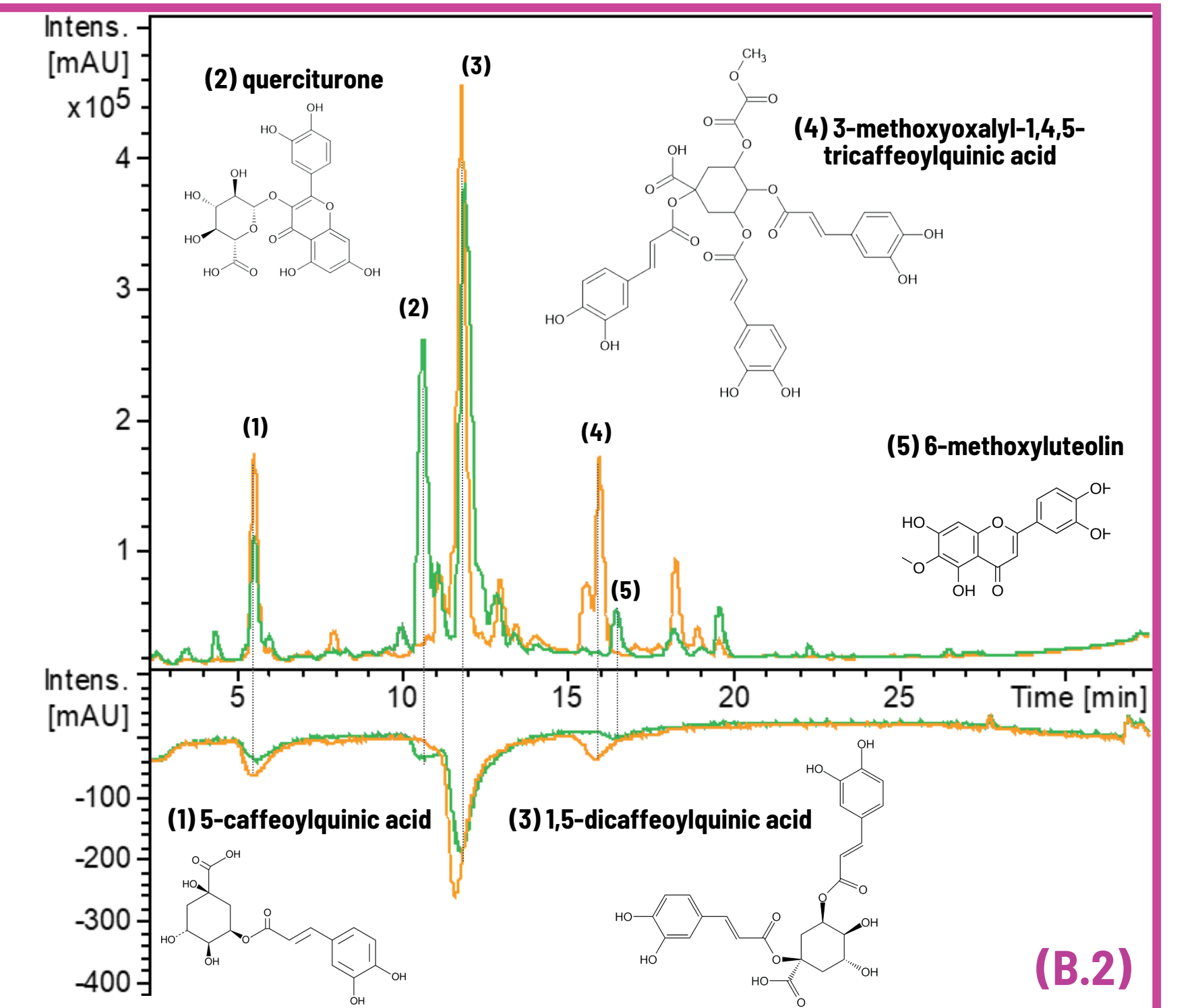
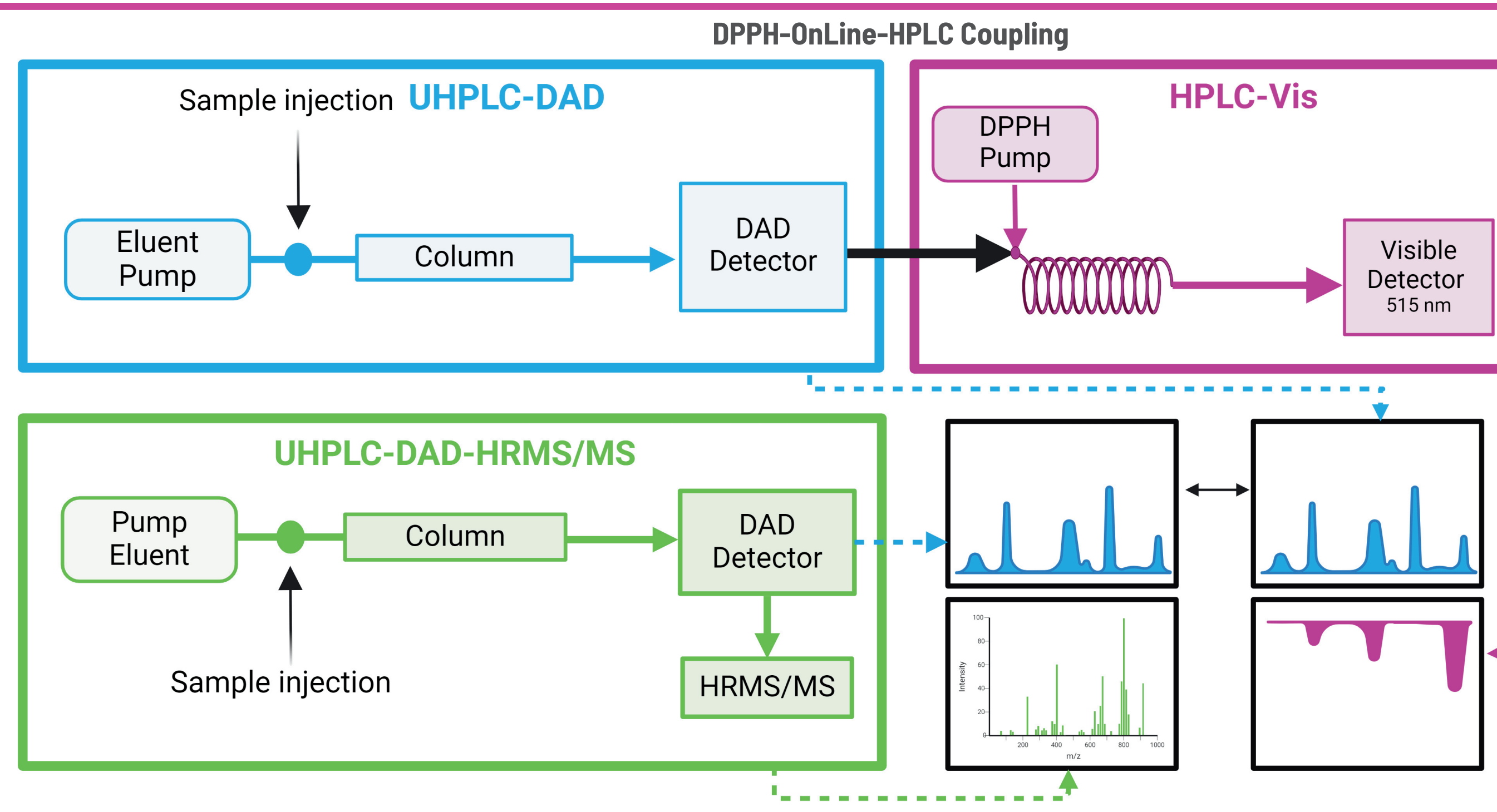
ANTIOXIDANT ACTIVITY

(A) ANTIOXIDANT POTENTIAL EVALUATION

- P. montanum* TPC** << ***A. montana* TPC**
33.39 ± 0.46 mg GAE /100 mg << 44.59 ± 1.63 mg GAE /100 mg
- P. montanum* IC₅₀** << ***A. montana* IC₅₀**
23.66 ± 0.75 µg/mL << 45.71 ± 3.05 µg/mL

(B) ANTIOXIDANT COMPOUNDS DETERMINATION

- Common bioactive compounds**
 - 1,5-dicaffeoylquinic acid (3)
 - 5-caffeoylquinic acid (1)
- A. montana* specific compounds**
 - quercitrone (2)
 - 1,4,5-tricaffeoyl-3-methoxyoxaloylquinic acid (4)
- P. montanum* specific compound**
 - 6-methoxyluteolin (5)



CHEMICAL COMPOSITION COMPARISON

(C) COMPOUNDS CLASSIFICATION ACCORDING TO CANOPUS TOOL PREDICTIONS

Both species are dominated by metabolites from the "Shikimates & Phenylpropanoids" pathway, especially **Flavonoids & Phenylpropanoids (C6 - C3)**

A. montana also showed high amounts of "Fatty acids"

(D) CHEMICAL DIVERSITY & MOLECULAR NETWORKING

Only **136 compounds** over 1054 were common to both species, among which **5-caffeoylquinic acid (1)** and **1,5-dicaffeoylquinic acid (3)**

Annotations of these main antioxidant compounds were confirmed by **injection of reference compounds**

Caffeoyl-Quinic Acid (CQA) derivatives are already known to exhibit strong antioxidant potential [5]

Example of **CQA derivatives cluster (D)** with some annotations:

- dicaffeoylquinic acid (diCQA) isomers
- tricaffeoylquinic acid (triCQA) isomers
- feruloylquinic acid (fQA) isomers
- methoxyoxalyl-diCQA esters: *A. montana* specific group
- caffeoylhexaric acids (CHA): *P. montanum* specific group

P. montanum & *A. montana* shared several CQA derivatives responsible for antioxidant activity

The antioxidant potential of *P. montanum* is higher than *A. montana*, although its TPC is lower

These studies demonstrated that *P. montanum* can be effectively used as a local alternative to *A. montana*



Antioxidant potential



Traditional knowledge



Local cultivable alternative



Sustainable development



Natural Cosmetics

[1] Garayev, E., Di Giorgio, C., Herbette, G., Mabrouki, F., Chiffolleau, P., Roux, D., Sallanon, H., Ollivier, E., Elias, R., & Baghdiikian, B. (2018). Bioassay-guided isolation and UHPLC-DAD-ESI-MS/MS quantification of potential anti-inflammatory phenolic compounds from flowers of *Inula montana* L. *Journal of ethnopharmacology*, 226, 176-184.
 [2] Gyawali, N., Rayamajhi, A., Karki, D., Pokhrel, T., & Adhikari, A. (2022). *Arnica montana* L.: Traditional Uses, Bioactive Chemical Constituents, and Pharmacological Activities. In H. P. Devkota & T. Aftab (Eds.), *Medicinal Plants of the Asteraceae Family: Traditional Uses, Phytochemistry and Pharmacological Activities* (p. 61-75). Springer Nature.
 [3] Vuolo, M. M., Lima, V. S., & Maróstica Junior, M. R. (2019). Chapter 2 - Phenolic Compounds: Structure, Classification, and Antioxidant Power. In M. R. S. Campes (Ed.), *Bioactive Compounds* (p. 33-50). Woodhead Publishing.
 [4] Breaud, C., Lallemand, L., Mares, G., Mabrouki, F., Bertolotti, M., Simmler, C., Gref, S., Mauduit, M., Herbette, G., Garayev, E., Lavergne, C., Cesari, M., Bun-Llopet, S.-S., Baghdiikian, B., & Garayev, E. (2022). LC-MS Based Phytochemical Profiling towards the Identification of Antioxidant Markers in Some Endemic Aloe Species from Mascarene Islands. *Antioxidants*, 12(1), 50.
 [5] Li, X., Li, K., Xie, H., Xie, Y., Li, Y., Zhao, X., & Chen, D. (2018). Antioxidant and cytoprotective effects of the Di-O-Caffeoylquinic acid family: The mechanism, structure-activity relationship, and conformational effect. *Molecules*, 23(1), 222.

