



HAL
open science

Development of SiON-based photonic integrated circuits for the blue/near-UV wavelength range

Ronan Kervazo, Loïc Bodiou, Jean-Claude Simon, Monique Thual, Christophe
Levallois, Julie Le Pouliquen, Stephane Trebaol, Joël Charrier

► To cite this version:

Ronan Kervazo, Loïc Bodiou, Jean-Claude Simon, Monique Thual, Christophe Levallois, et al.. Development of SiON-based photonic integrated circuits for the blue/near-UV wavelength range. European Conference on Integrated Optics, Apr 2023, University of Twente, Enschede, The Netherlands, Netherlands. <https://www.ecio-conference.org/2023-proceedings/>. hal-04652207

HAL Id: hal-04652207

<https://hal.science/hal-04652207>

Submitted on 18 Jul 2024

HAL is a multi-disciplinary open access archive for the deposit and dissemination of scientific research documents, whether they are published or not. The documents may come from teaching and research institutions in France or abroad, or from public or private research centers.

L'archive ouverte pluridisciplinaire **HAL**, est destinée au dépôt et à la diffusion de documents scientifiques de niveau recherche, publiés ou non, émanant des établissements d'enseignement et de recherche français ou étrangers, des laboratoires publics ou privés.

Development of SiON-based photonic integrated circuits for the blue/near-UV wavelength range

Ronan Kervazo¹, Loïc Bodiou^{1*}, Jean-Claude Simon¹, Monique Thual¹, Christophe Levallois², Julie Le Pouliquen², Stéphane Trebaol¹ and Joël Charrier¹

¹ Univ. Rennes, CNRS, Institut FOTON - UMR 6082, F-22305 Lannion, France

² Univ. Rennes, INSA, CNRS, Institut FOTON - UMR 6082, F-35000 Rennes, France

* loic.bodiou@univ-rennes1.fr

In this paper, the design of integrated photonics components for blue/near-ultraviolet wavelength range is presented. Optical properties of the silicon oxynitride (SiON) in this spectral range are exploited to develop a complete library of photonic integrated components for operation in blue/near-UV spectral range.

Keywords: *Integrated Optics, Near Ultraviolet, Waveguide, multimode interferometer (MMI)*

INTRODUCTION

NUV (near ultraviolet) photonic devices, like coherent sources and optical functions, may address, in a near future, large domains of applications as for the next generation of biomedical diagnosis tools in particular through Raman spectroscopy as a noninvasive chemical and biological analysis technique of pollutants, medicine, cells...[1,2] They can also address new paradigm in optical frequency metrology, optical functions and sensors in this uncovered wavelength domain [3]. Coherent sources as narrow lasers and optical frequency combs are important tools in fundamental and applied physics [4]. The need of coherent sources in the NUV is also driven by the rich variety of molecular and atomic spectral features to probe [5].

Leveraging from mature microelectronics technologies, Silicon On Insulator (SOI) has emerged, over the past two decades as the preferred technology for photonic integration. However, silicon is not a good candidate for short wavelength operation due to its low bandgap energy preventing efficient transmission for wavelengths shorter than 1.1 μm . Development of new UV-transparent materials platforms is therefore needed. Amongst the possible blue-UV transparent materials candidates, recent years have witnessed the demonstration of different integrated components based on aluminium nitride [6], silicon nitride [7], alumina [8] and silicon oxynitride [9]. These materials have been identified thanks to their transparency and their low propagation loss in blue and violet range that are summarized in Table 1.

Material	AlN (Bulk Single Crystal)	AlN (Film Polycrystalline)	Si ₃ N ₄	Al ₂ O ₃ (Atomic Layer Deposition)	SiON
Propagation loss	350 nm: 43 dB/cm 420 nm: 42 dB/cm	350 nm: 3 dB/cm 420 nm: 1 dB/cm	410 nm: 20 dB/cm 420 nm: 15 dB/cm	370 nm: 4 dB/cm 430 nm: 3 dB/cm	300 nm: 1 dB/cm 400 nm: 0.8 dB/cm
Transmission in near-UV and visible ranges	No transmission	300 to 700 nm	450 to 700 nm	250 to 700 nm	200 to 700 nm

Table 1. Propagation loss in the near-UV and visible wavelength range for different materials [9,10]

Silicon oxynitride (SiON) can be used for infrared integrated photonics and toroid, microdisks resonators [11] and microring resonators [12] have been demonstrated. Applications in the visible (780 nm) have also been developed taking benefit from the material optical nonlinearities [13]. If the use of SiON has yet been restricted to infrared and red wavelength ranges, SiON platform could also be promising for UV-blue sensing applications. Low propagation losses down to 1 dB/cm in multimode waveguides were demonstrated at 400 nm [9].

This paper presents the simulation and development of photonic integrated components operating at short wavelengths based on silicon oxynitride layers. First, the deposition technique and optical properties of SiON layers are described. Then the optical design of SiON waveguides and multimode interferometers (MMI) are presented.

RESULTS

Thin film deposition was performed by Plasma Enhanced Physical Vapor Deposition (PECVD) on thermally oxidized (2- μm thick SiO_2) 3" silicon wafer, placed in the vacuum chamber on a holder set at 280°C. The gas mixture was composed of SiH_4 , NH_3 , N_2O , Ar, and N_2 with flow rates of 400 sccm, 50 sccm, 200 sccm, 620 sccm and 250 sccm, respectively. Based on preliminary calibrations, the deposition time was adjusted to obtain 300-500 nm thick films. Refractive indices of the SiON thin films were deduced from ellipsometry spectra and show a low material absorption in the blue/near-UV wavelength range (Figure 2).

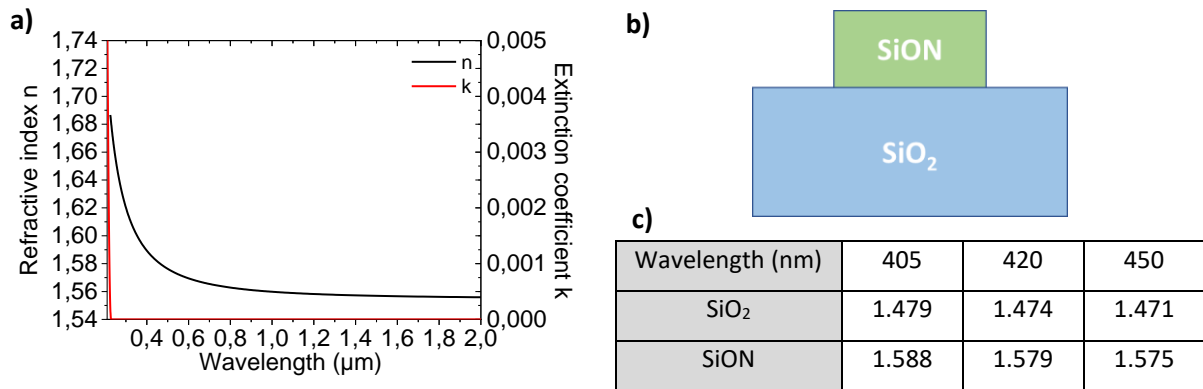


Fig. 2. (a) Refractive index and extinction coefficient of the SiON developed by Foton Institute, (b) Cross-section of the ridge waveguide, (c) Refractive index used for the simulation [14]

To design a SiON/ SiO_2 ridge waveguide that would support single-mode propagation, we have to calculate its geometrical dimensions (width and height). Simulations based on the finite difference method were carried out for 3 different wavelengths: 405, 420 and 450 nm. The curves presented in Figures 3 represent the dimensions for which the effective index of a given mode is larger than the silica cladding refractive index. To obtain single mode propagation, geometrical dimensions (width and height) must therefore lie out of the grayed areas.

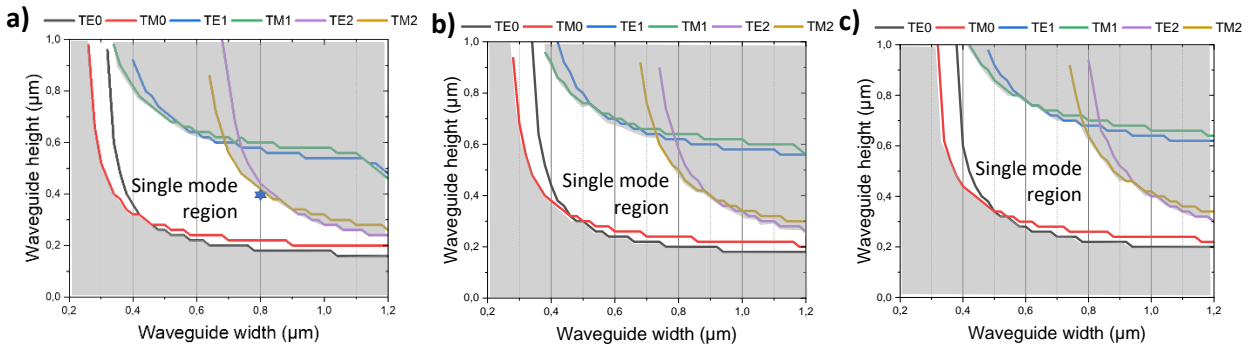


Fig. 3. Modal behavior of the SiON waveguide for different propagation wavelengths: (a) 405 nm, (b) 420 nm, (c) 450 nm.

According to these results and for experimental reasons, a thickness of 0.4 μm was selected for all wavelengths. The width of the waveguide was chosen equal to 0.8 μm for wavelength of 405 nm (see the blue stars in Figures 3). These dimensions can then be used to design more complex passive optical integrated devices such as multimode interferometer (MMI), Bragg resonators, μ -ring resonators.

The FDE solver also calculate the losses associated to the curvature of the waveguide. The mode conversion losses and the radiative losses have been calculated for a 0.8*0.4 μm waveguide at 405 nm. The bend losses become negligible for radii larger than 1500 μm .

As an example of the various integrated passive building blocks that can be implemented for short wavelength operation, multimode interferometer (MMI) based on SiON design is presented. As a first step, a 1x2 MMI used as a 50-50 splitter was simulated by using an eigenmode expansion solver. To find the optimal MMI dimensions (MMI width, MMI length, separation between output waveguides, width and length of tapers between the input/output waveguides and the multimode section), a circular iterative process is performed to converge towards optimal MMI parameters with respect to the device transmission. Fig. 4a displays the field propagating in the MMI structure optimized for a wavelength of 405 nm and whose dimensions are labelled in Fig. 4b.

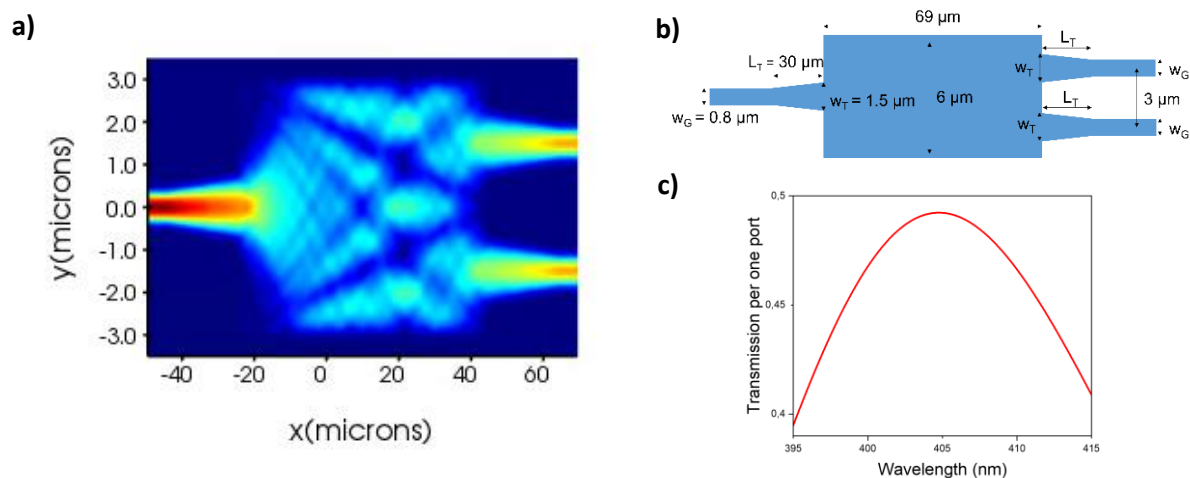


Fig. 4. (a) Simulated E field profile for MMI at 405 nm, (b) Dimensions of the simulated MMI (w_G is the waveguide width, w_T is the taper width and L_T is the taper length), (c) Transmission as a function of the wavelength of the SiON-based multimode interferometer designed for a 405-nm-wavelength propagation

A maximal transmission equal to 49.2% at 405 nm, corresponding to 0.03 dB loss per port, was determined for the component neglecting propagation losses. The same work has been done for the wavelengths of 420 and 450 nm. These components show transmission rates of 49.9% and 49.8% corresponding to 0.004 and 0.01 dB loss per port at 420 and 450 nm respectively.

In conclusion, waveguides and multimode interferometer were designed by simulation. Optimal dimensions were determined to first fabricate single mode waveguides and more complex passive components. An example of MMI design was presented and demonstrated numerically. Very high transmissions for the two ports could be obtained for three different wavelengths. Additional simulations towards the design of efficient MMI-based multiplexers and demultiplexers with applications in molecular physics [3] are under way to further demonstrate the potential of SiON platform for blue/near-UV integrated photonics.

References

- [1] E. Segev, et al., *Patterned photostimulation via visible-wavelength photonic probes for deep brain optogenetics*, Neurophoton. vol. 4, no. 1, 011002, 2016
- [2] R. Gillibert, et al., *Raman Tweezers for Small Microplastics and Nanoplastics Identification in Seawater*, Environmental Science & Technology, vol. 53, no. 15, pp 9003-9013, 2019
- [3] M. Corato-Zanarella, et al., *Widely tunable and narrow-linewidth chip-scale lasers from near-ultraviolet to near-infrared wavelengths*, Nat. Photon., 2022
- [4] R. M. Godun, et al., *Frequency ratio of two optical clock transitions in $^{171}\text{Yb}^+$ and constraints on the time-variation of fundamental constants*, Physical Review Letters, vol. 113, no. 21, 210801, 2014
- [5] K. Enomoto, et al., *Comparison of resonance frequencies of major atomic lines in 398–423 nm*, Appl. Phys. B., vol. 122, no. 126, 2016
- [6] T.-J. Lu, et al., *Aluminum nitride integrated photonics platform for the ultraviolet to visible spectrum*, Opt. Express vol. 26, pp. 11147-11160, 2018
- [7] A. Siddharth, et al., *Near ultraviolet photonic integrated lasers based on silicon nitride*, APL Photonics, vol. 7, 046108, 2022
- [8] G. N. West, et al., *Low-loss integrated photonics for the blue and ultraviolet regime*, APL Photonics, vol. 4, 026101, 2019
- [9] K. B. Mogensen, et al., *Ultraviolet transparent silicon oxynitride waveguides for biochemical microsystems*, Opt. Lett. 26, 716-718, 2001
- [10] D. J. Blumenthal, *Photonic integration for UV to IR applications*, APL Photonics, vol. 5, 020903, 2020
- [11] D. Chen, et al., *On-Chip Ultra-High-Q Silicon Oxynitride Optical Resonators*, ACS Photonics 2017 4 (9), 2376-2381, 2017
- [12] A. Samusenko et al., *A SiON Microring Resonator-Based Platform for Biosensing at 850 nm*, Journal of Lightwave Technology, vol. 34, no. 3, pp. 969-977, 2016
- [13] G. Piccoli, et al., *Silicon oxynitride platform for linear and nonlinear photonics at NIR wavelengths*, Opt. Mater. Express 12, 3551-3562, 2022
- [14] L. Bodiou, et al., *Development of a SiON-based integrated platform for the blue/near-UV range wavelength*, in Proceedings of the Conference SPIE Photonics Europe 2022, Integrated Photonics Platforms II, 1214807, 2022