

Supercapacitor electrode based on ternary activated carbon/CuCoO₂ hybrid material

Katia AIT KACI AZZOU^{a,b,c}, Achour TERBOUCHE^{b,*}, Chafia AIT RAMDANE-TERBOUCHE^b, Thierry BATAILLE^c, Didier HAUCHARD^c, Djillali MEZAOU^a

^aLaboratoire Sciences des Matériaux, Faculté de Chimie, Université USTHB, 16111 Alger, Algérie.

^bCentre de Recherche Scientifique et Technique en Analyses Physico-chimiques (CRAPC), BP384, Bou-Ismaïl, RP 42004, Tipaza, Algérie.

^cUniversité Rennes, ENSC Rennes, CNRS, ISCR-UMR6226, Rennes 35000, France

*Corresponding author: achour_t@yahoo.fr ; achour.terbouche@crapc.dz

Tel.: +213.660 37 01 15; Fax: +213.24.325.774





Fig. S1. SEM micrographs of CuCoO₂ oxide (1µm and 100 nm).



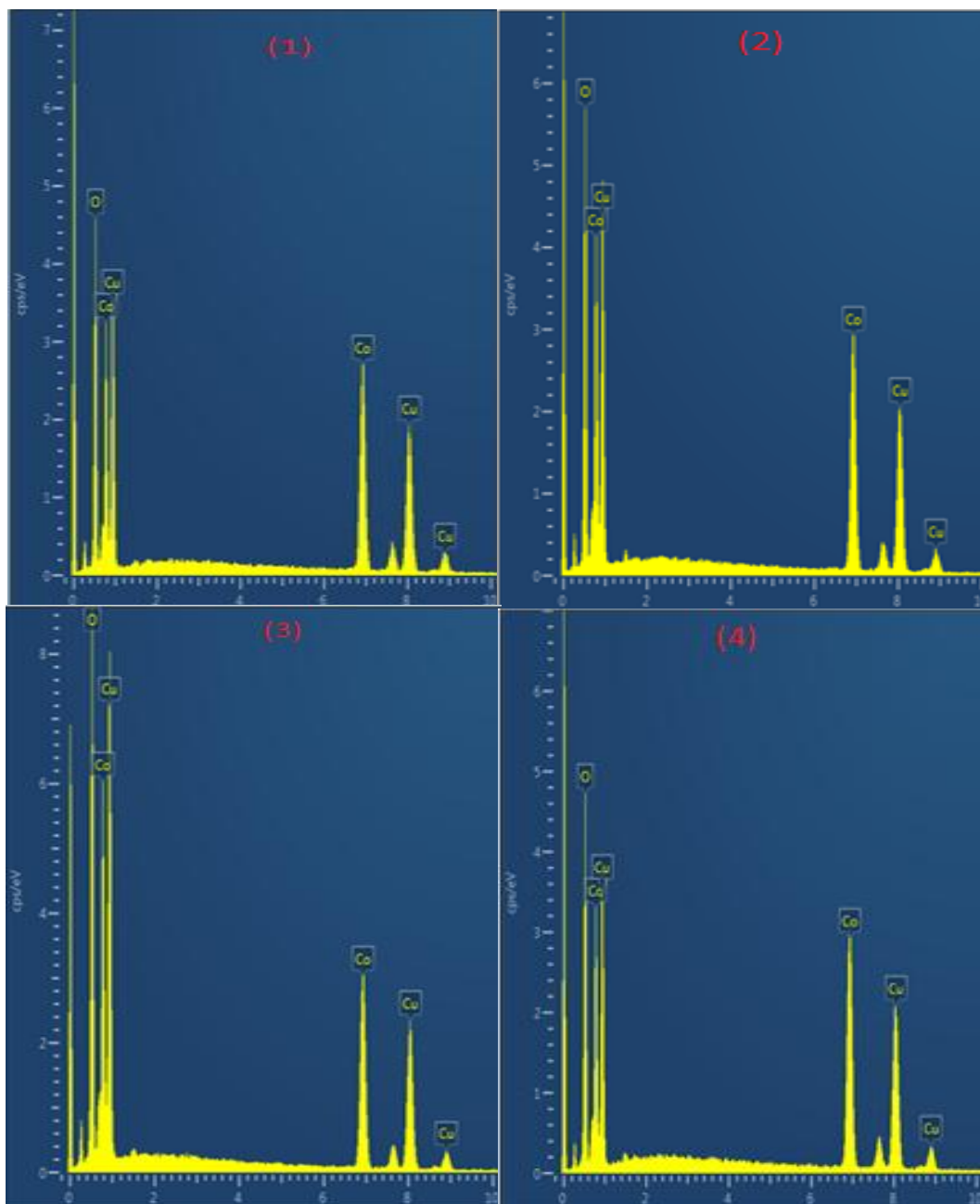


Fig. S2. SEM-EDX spectra of CuCoO₂.




Fig. S3. SEM-EDX cartography of the CuCoO₂ oxide.

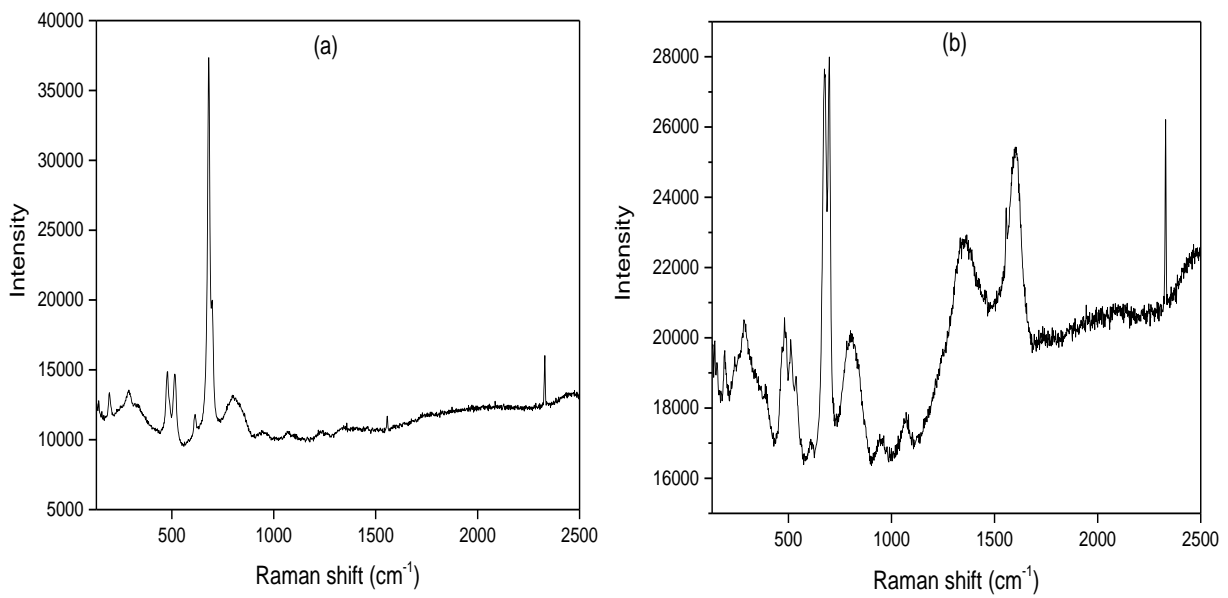


Fig. S4. Raman spectra of (a) CuCoO₂ and (b) ACODS/CuCoO₂ compounds.

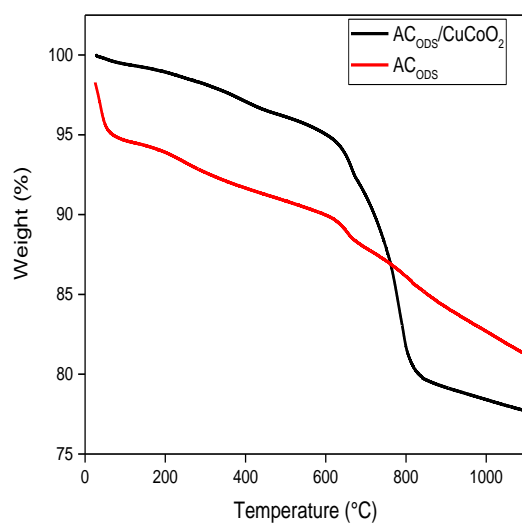


Fig. S5. Thermogravimetric analysis (TGA) of AC_{ODS} and $AC_{ODS}/CuCoO_2$ compounds.