



HAL
open science

Learning the dynamic of clusters of vertices in a graph for District Heating Network simplification

Dubon Rodrigue, Mohamed Tahar Mabrouk, Bastien Pasdeloup, Patrick
Meyer, Bruno Lacarrière

► **To cite this version:**

Dubon Rodrigue, Mohamed Tahar Mabrouk, Bastien Pasdeloup, Patrick Meyer, Bruno Lacarrière.
Learning the dynamic of clusters of vertices in a graph for District Heating Network simplification.
Graph Signal Processing workshop 2023, Jun 2023, Oxford, United Kingdom. hal-04639200

HAL Id: hal-04639200

<https://hal.science/hal-04639200v1>

Submitted on 8 Jul 2024

HAL is a multi-disciplinary open access archive for the deposit and dissemination of scientific research documents, whether they are published or not. The documents may come from teaching and research institutions in France or abroad, or from public or private research centers.

L'archive ouverte pluridisciplinaire **HAL**, est destinée au dépôt et à la diffusion de documents scientifiques de niveau recherche, publiés ou non, émanant des établissements d'enseignement et de recherche français ou étrangers, des laboratoires publics ou privés.

Copyright



IMT Atlantique
Bretagne-Pays de la Loire
École Mines-Télécom

Learning the dynamic of clusters of vertices in a graph for District Heating Network simplification

Authors

- Dubon Rodrigue
- Mohamed Tahar Mabrouk
- Bastien Padeloup
- Patrick Meyer
- Bruno Lacarrière

Keywords

- District Heating Network
- Aggregation process
- Learning on graphs
- Recurrent neural network
- Model reduction

Affiliation

GEPEA (CNRS 6144)



Lab-STICC (CNRS 6285)

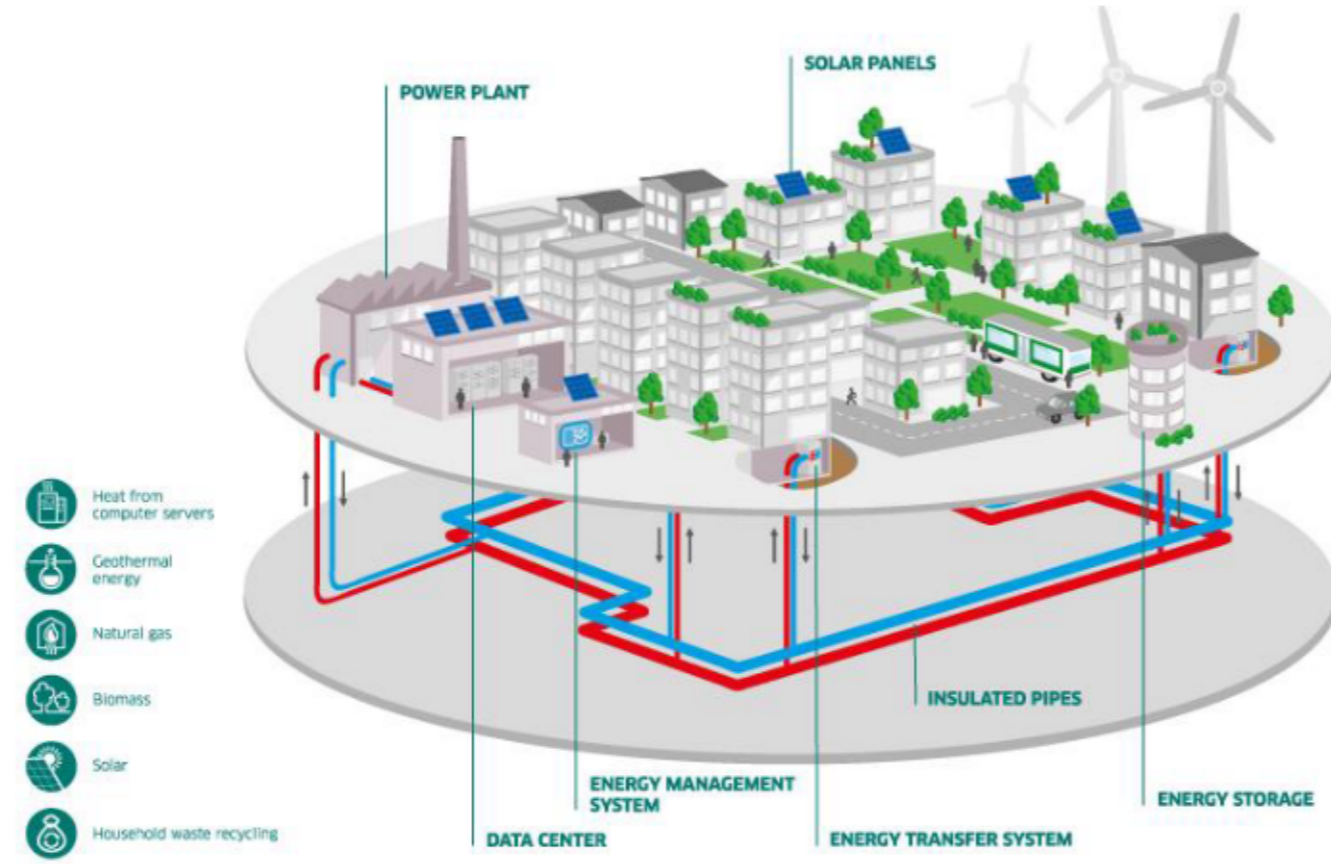


Contact information



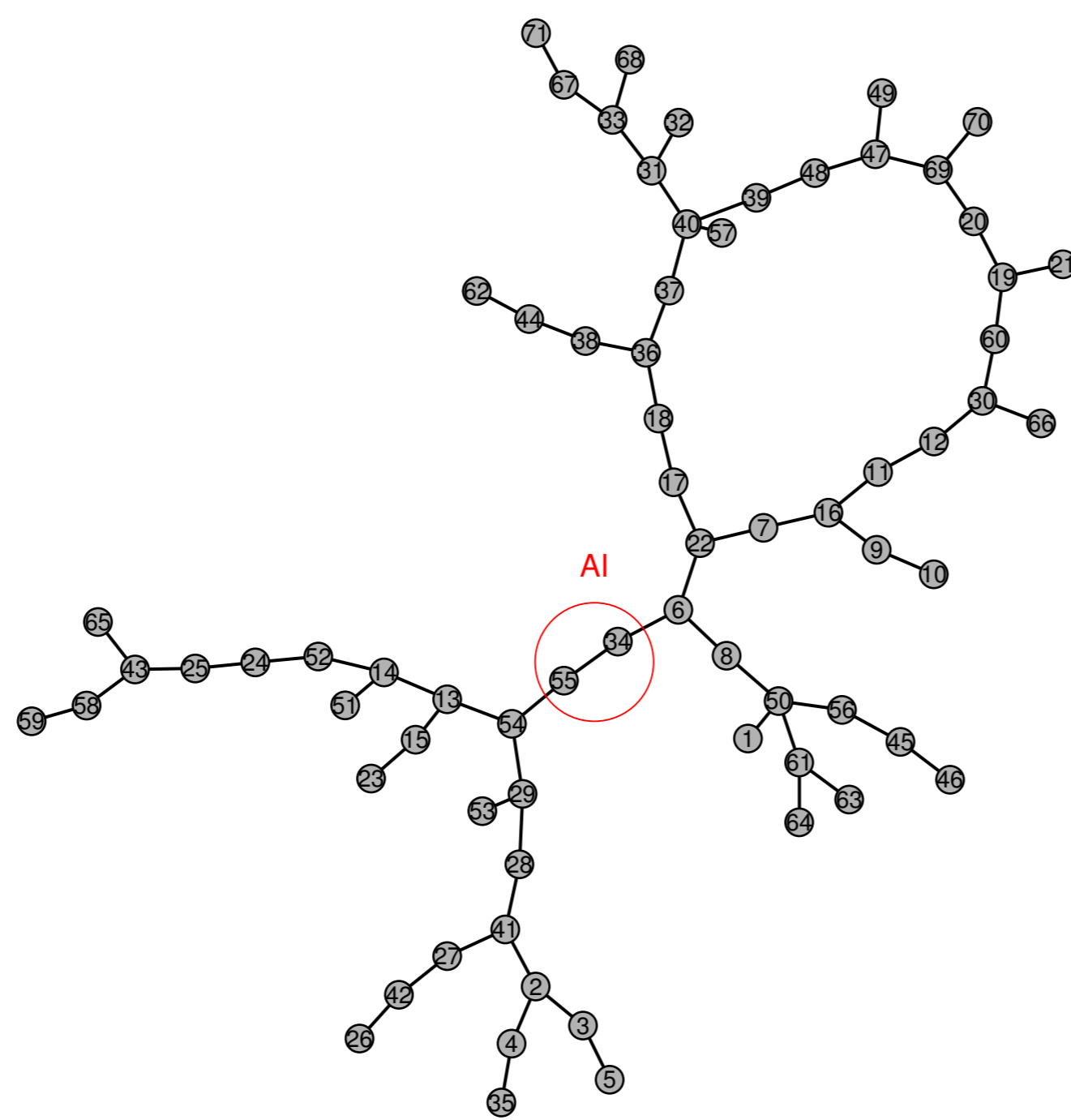
SCAN ME

District Heating Network



- Reduction of **GHG** emissions
- Optimal control for high energy **efficiency**
- Integration of **Renewable sources**

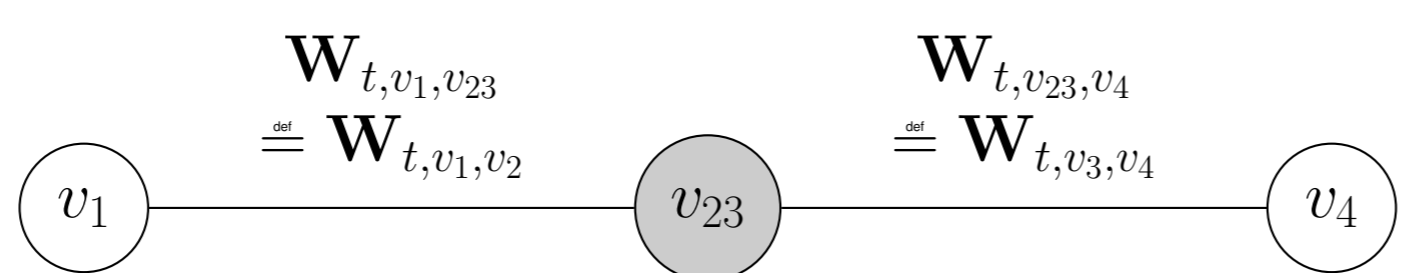
Problematic & Objective



$$\text{Cost of simulation} = \mathcal{O}(T * (|\mathcal{V}| + |\mathcal{E}|))$$

Aggregation methodology

Series of graphs $\mathbf{W} \in \mathbb{R}^{T \times |\mathcal{V}| \times |\mathcal{V}|}$ with multi variate time series signals $\{\mathbf{X}^s, \mathbf{X}^r, \mathbf{X}^p, \mathbf{X}^d\} \in \mathbb{R}^{4 \times T \times |\mathcal{V}|}$



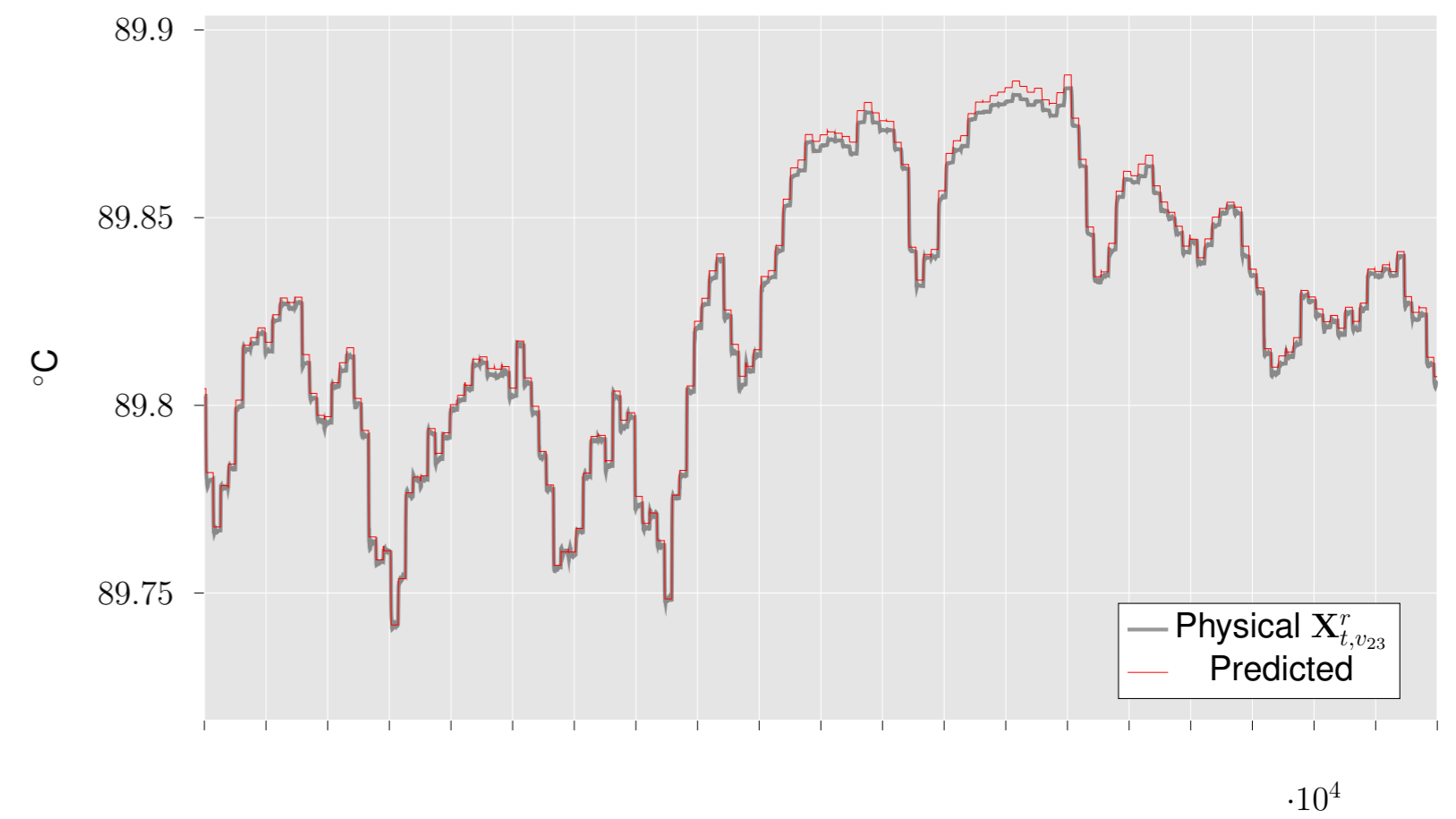
$$\begin{cases} \mathbf{X}_{t,v_1}^s \\ \mathbf{X}_{t,v_1}^r \\ \mathbf{X}_{t,v_1}^p \\ \mathbf{X}_{t,v_1}^d \end{cases} \quad \begin{cases} \mathbf{X}_{t,v_{23}}^s \equiv \mathbf{X}_{t,v_3}^s \\ \mathbf{X}_{t,v_{23}}^r \equiv \mathbf{X}_{t,v_2}^r \\ \mathbf{X}_{t,v_{23}}^p \\ \mathbf{X}_{t,v_{23}}^d \end{cases} \quad \begin{cases} \mathbf{X}_{t,v_4}^s \\ \mathbf{X}_{t,v_4}^r \\ \mathbf{X}_{t,v_4}^p \\ \mathbf{X}_{t,v_4}^d \end{cases}$$

$$\forall i, j, t, \mathbf{W}_{t,i,j} \equiv \begin{cases} \exp\left(-\frac{\pi \mathbf{H}_{i,j} \mathbf{L}_{i,j} \mathbf{D}_{i,j}}{CM_{t,i,j}}\right) & \text{if } (i, j) \in \mathcal{E} \\ 0 & \text{otherwise} \end{cases}$$

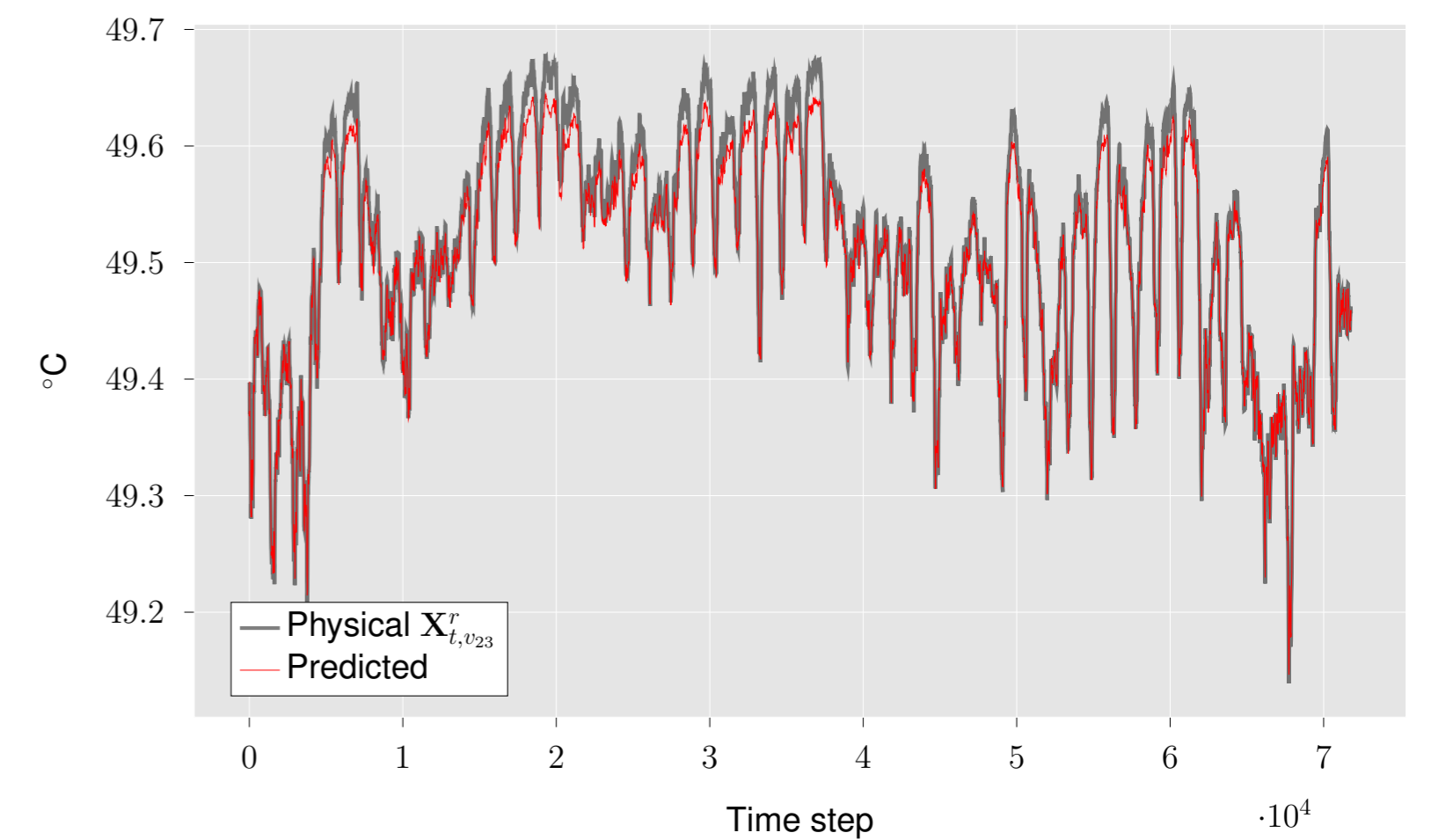
Contact : dubon.rodrigue@imt-atlantique.fr
LinkedIn : <https://www.linkedin.com/in/dubonr/>

Performance on test set

- Recurrent neural network with GRU cells
- Supply temperature learned with **MAE**(°C) = $5.6 \cdot 10^{-3}$

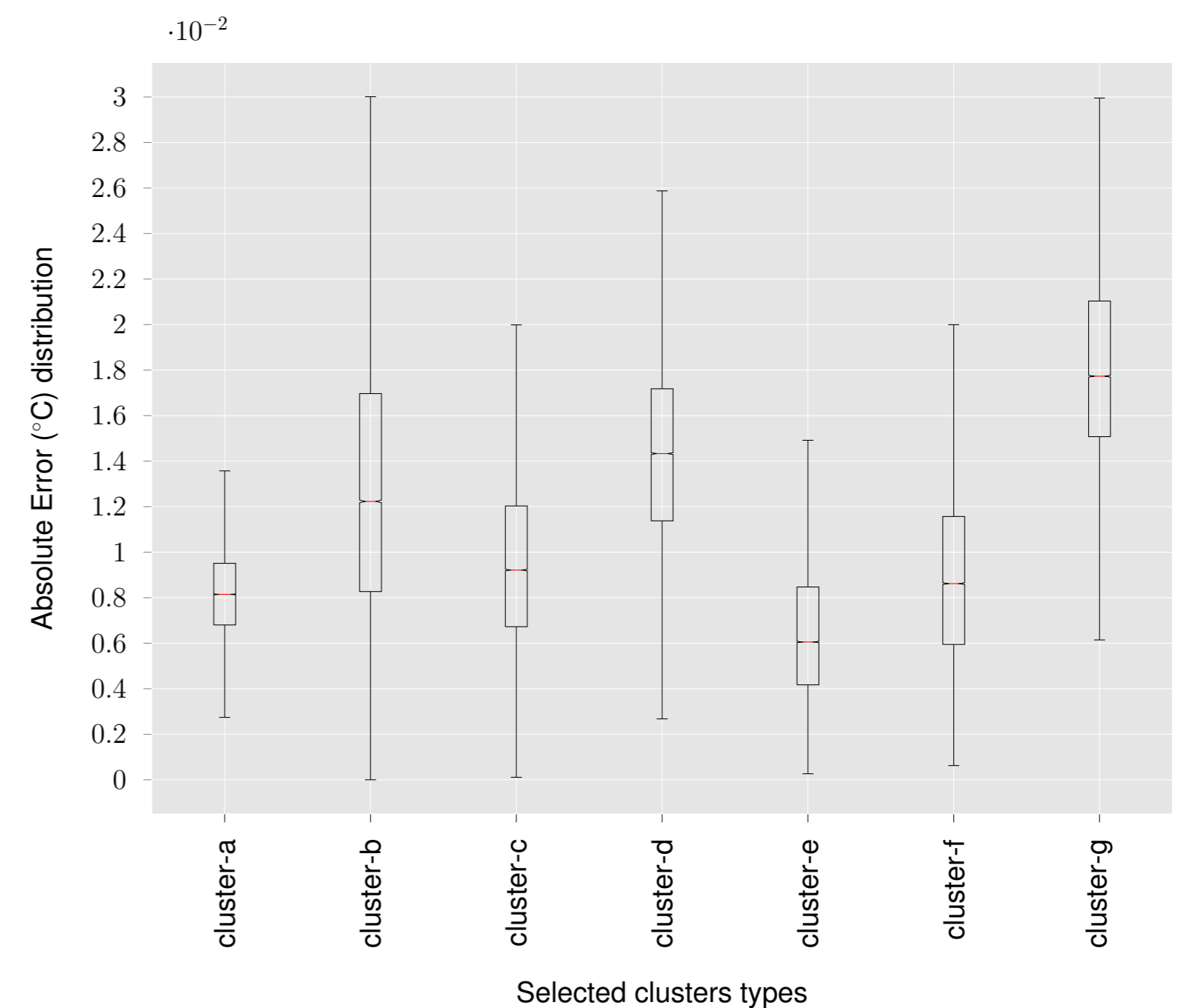


- Return temperature learned with **MAE**(°C) = $9.2 \cdot 10^{-3}$



Further validation

Methods further validated on different clusters



Perspectives & next steps

- Identify objective-driven **metrics** for pertinent clusters
- **Community detection** model based on identified metrics
- **Coupled AI and physical** simulation approach for large DHNs
- Clusters **structures-aware** learning models

