

Flavors of Molecular Magnetism

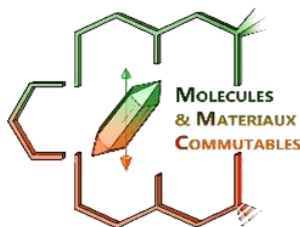
Guillaume CHASTANET

Switchable Molecules and Materials group

icmcb-bordeaux.cnrs.fr



@switchMM2



asso-am2.fr/



@am2_asso



Molecular Magnetism: a definition

*Molecular magnetism deals with the **magnetic properties of isolated molecules and assemblies of molecules.***

These molecules may contain one or more magnetic centers.

Assemblies of molecules are most often found in molecular crystals with very weak interactions between the molecular entities.

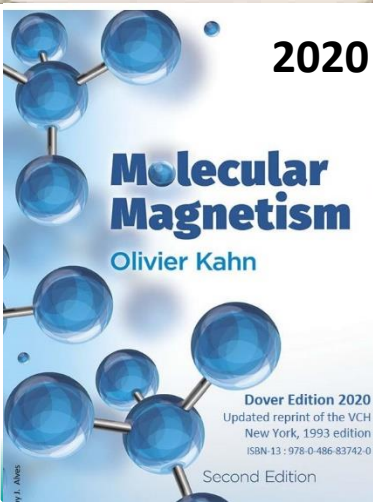

They can be found in extended systems, built from molecular precursors or “bricks”, in a way that maximizes the interactions between the bricks and, hopefully, yields bulk magnetic properties.

Molecular magnetism is essentially multidisciplinary.

*First, it involves **synthetic chemistry**; one of its challenges is to design molecular systems that exhibit predictable properties.*

*Second, it uses ideas from **theoretical chemistry**. To design compounds with expected magnetic behavior, it is necessary to use strategies that derive from an understanding of the underlying mechanism of the phenomena ... These approaches actually derive directly from the basic concepts of quantum mechanics.*

Last, molecular magnetism plays an important role in the emerging field of molecular electronics, i.e. the use of molecular systems in electronic circuits and devices.



Molecular magnetism: from chemical design to spin control in molecules, materials and devices

Eugenio Coronado  *Nat Rev Mater.* **2020**, 5, 87



**1st Spin
CrossOver complex**

1931

Cambi, L. *et al.*, *Ber. Dtsch. Chem. Ges.* **1931**, 64, 2591

**Magnetic
exchange in Copper
binuclear**

1951

Guha, B.C. *Proc. Roy. Soc* **1951**, 206, 353. Bleaney, B. *et al.*, *Proc. Roy. Soc* **1952**, 214, 451

**1st
Molecular magnet**

1967

$\text{Fe}^{\text{III}}(\text{S}_2\text{CNET}_2)_2\text{Cl}$ ($T_c = 2.46$ K)
H. Wickman *et al.* *Phys. Rev.* **1967**, 155, 563

**Olivier Kahn's
model of the magnetic
exchange**

1981

J.J. Girerd, Y. Journaux, O. Kahn, *Chem. Phys. Lett.* **1981**, 82, 534

**1st designed
molecule-based
ferrimagnet**

1988

O. Kahn *et al.* *J. Am. Chem. Soc.* **1988**, 110, 782

**1st
organic ferromagnet**

1991

M. Tamura *et al.* *Chem. Phys. Lett.* **1991**, 186, 401

**1st
room temperature
molecule-based magnet**

1991

$\text{V}(\text{TCNE})_2$
J.M. Manriquez *et al.* *Science* **1991**, 252, 1415

**1st
Single Molecule
Magnet**

1993

$\text{Mn}_{12}\text{O}_{12}(\text{O}_2\text{CR})_{16}(\text{H}_2\text{O})_4$ (Mn_{12})
R. Sessoli *et al.* *Nature* **1993**, 365, 141

**1st
paramagnetic
superconductor**

1995

P. Day *et al.* *Chem. Commun.* **1995**, 2061

**Prussian blue
analogs RT magnet**

1995

$[\text{V}^{\text{II}}_{0.42}\text{V}^{\text{III}}_{0.58}(\text{Cr}(\text{CN})_6)_{0.86}] \cdot 2\text{H}_2\text{O}$
S. Ferlay *et al.* *Nature* **1995**, 378, 701

**1st
photo-induced magnet**

1996

O. Sato *et al.* *Science* **1996**, 272, 704

**1st
ferromagnetic
superconductor**

2000

E. Coronado *et al.* *Nature* **2000**, 408, 447

**Slow
dynamics of 1D
system**

2001

D. Gatteschi *et al.* *Angew. Chem. Int. Ed.* **2001**, 40, 1760

**1st
single chain magnet**

2002

R. Clérac *et al.* *J. Am. Chem. Soc.* **2002**, 124, 12837

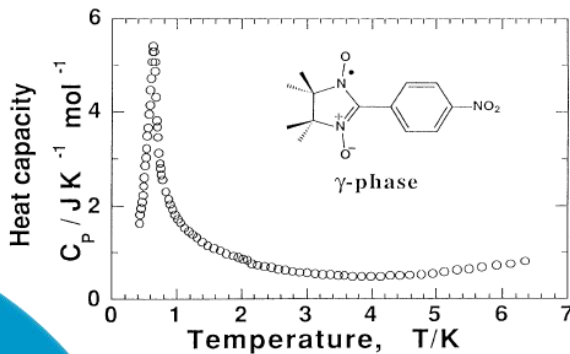
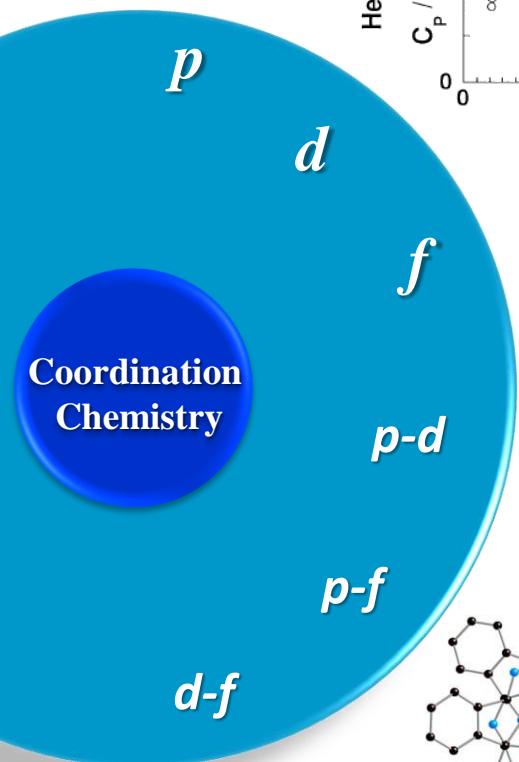
**$T_c > 500$ K
molecule-based
magnets**

2020

R. Clérac *et al.* *Science*, **2020**, 370, 587

Molecular Magnetism: what kind of systems?

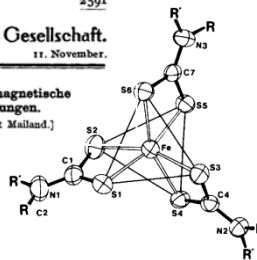
Molecular magnetism involves architectures based on *p*, *d* and *f* electrons, and their combination



NIT-PhNO₂ → **First organic magnet** T_c = 0.6 K
Takahashi, M. *et al. Phys. Rev. Lett.* **1991**, 67, 746-748

1931. B
Berichte der Deutschen Chemischen Gesellschaft.
1931, Nr. 10. — Abteilung B (Abhandlungen) — 11. November. 2591

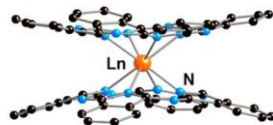
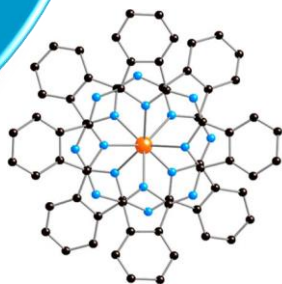
421. L. Cambi und L. Szegö: Über die magnetische Suszeptibilität der komplexen Verbindungen.
[Aus d. Istituto di Chimica Industriale d. Universität Mailand.]
(Eingegangen am 18. Juli 1931.)



Fe^{III} Tris(dithiocarbamate)

→ **Spin CrossOver**

Cambi, L. *et al., Ber. Dtsch. Chem. Ges.* **1931**, 64, 2591
Stahl K. *et al., Acta Chem. Scand.* **1983**, A37, 729.



Lanthanide phthalocyanine → **Ln Single Molecule Magnet (SMM)**

N. Ishikawa., *et al. J. Am. Chem. Soc.* **2003**, 125, 8694

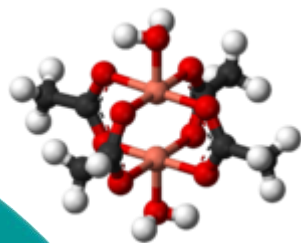
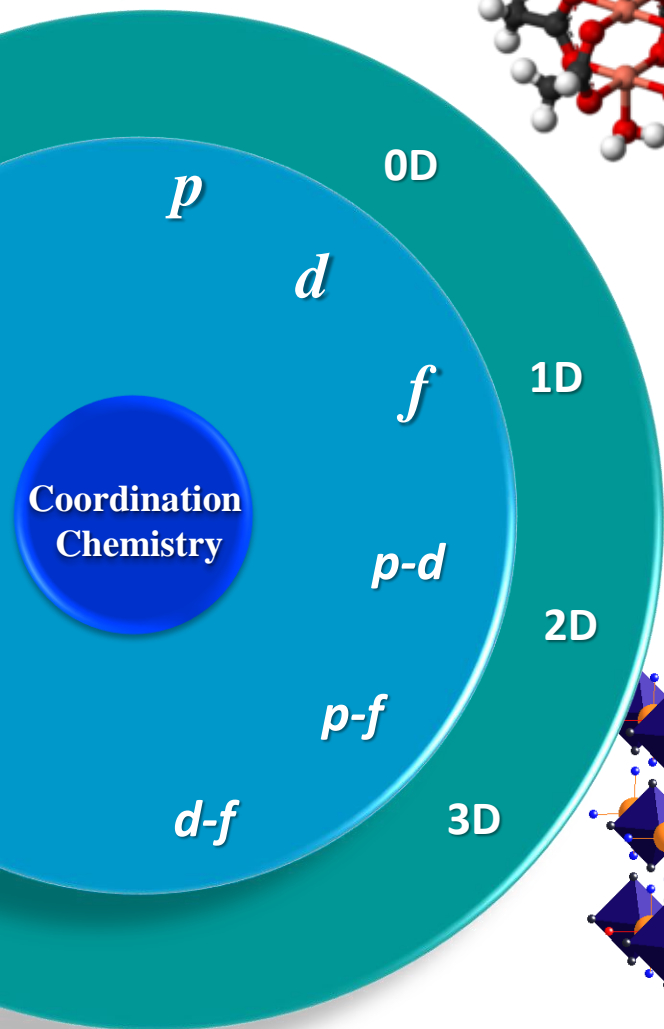
A
L
L

T
H
E
I
R

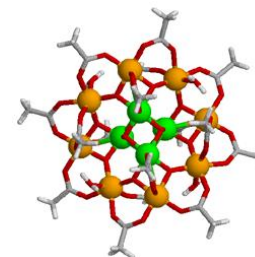
C
O
M
B
I
N
A
T
I
O
N

Molecular Magnetism: what kind of systems?

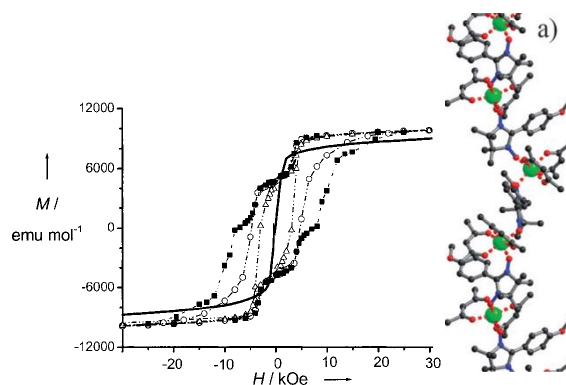
Molecular magnetism gives access to architectures of various dimensionalities



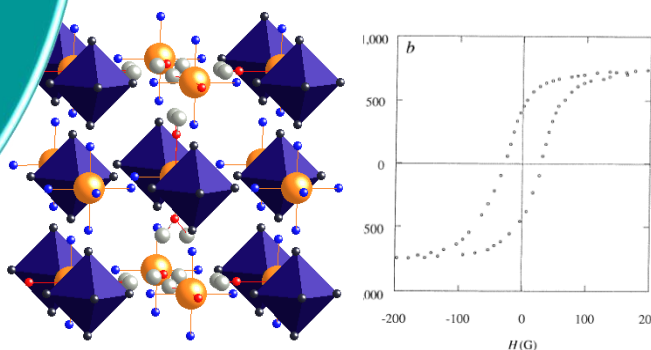
Copper acetate → **Magnetic exchange**
 Guha, B.C. Proc. Roy. Soc (London) **1951**, 206, 353.
 Bleaney, B. *et al*, Proc. Roy. Soc (London) **1952**, 214, 451



Mn₁₂ → **Molecular magnetic bistability**
 Sessoli, R. *et al.*, *Nature* **1993**, 365, 141



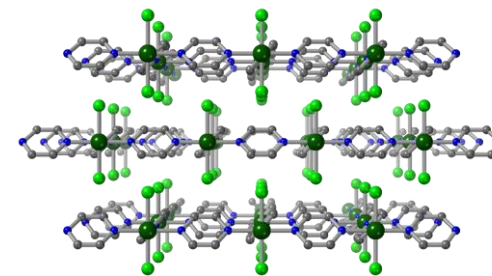
CoPhOMe → **Single-Chain Magnets (SCM)**
 Caneschi *et al*, *Angew. Chem.*, **2001**, 40, 1760



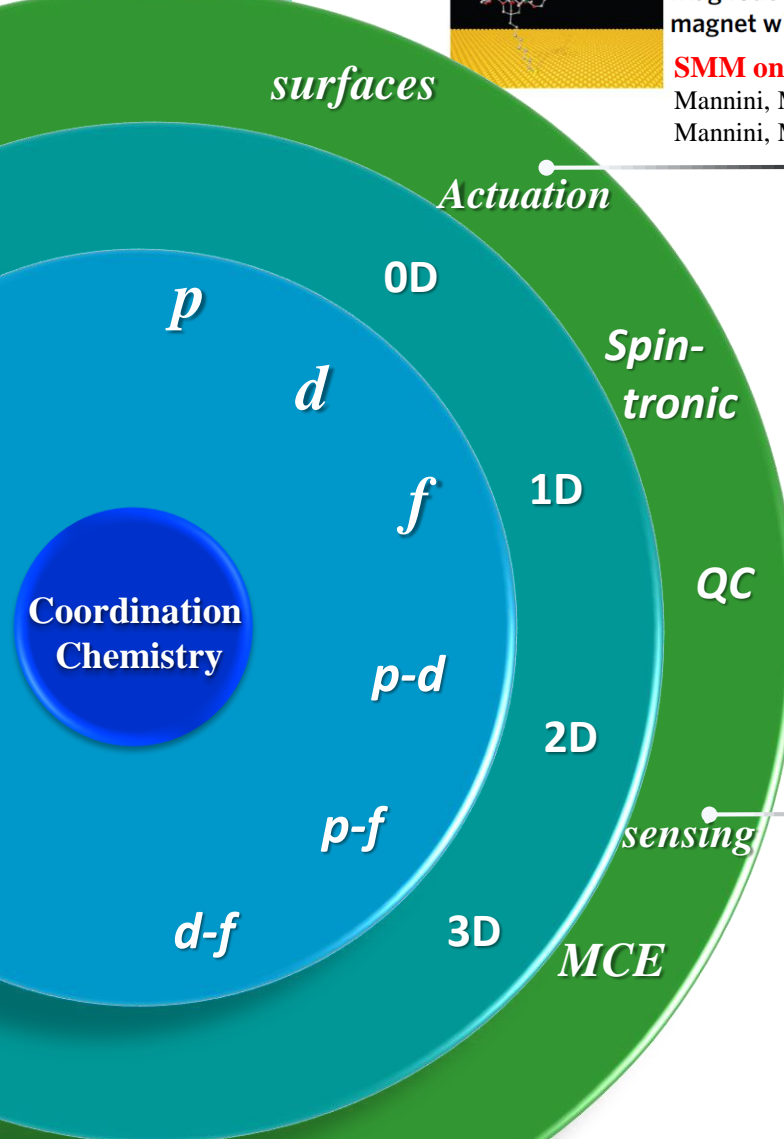
LETTERS TO NATURE

A room-temperature organometallic magnet based on Prussian blue

Prussian Blue Analogs
 → **high T_c permanent magnets**
 Ferlay, S. *et al.*, *Nature* **1995**, 378, 701-703.



R. Clérac *et al* *Science*, **2020**, 370, 587




LETTERS
PUBLISHED ONLINE: 1 FEBRUARY 2009 | DOI: 10.1038/NMAT2374

nature materials

Magnetic memory of a single-molecule quantum magnet wired to a gold surface

SMM on surfaces
Mannini, M., *et al.*, *Nat. Mater.* **2009**, 8, 194
Mannini, M. *et al.*, *Nature* **2010**, 468, 417



Mechanical actuators

ARTICLE
Received 23 Apr 2013 | Accepted 13 Sep 2013 | Published 24 Oct 2013 | DOI: 10.1038/ncomms3607

Molecular actuators driven by cooperative spin-state switching

H.J. Shepherd. *et al.*, *Nat Comm.* **2013**, 4, 2607

Spintronics
Bogani, L., *et al.*, *Nat. Mater.* **2008**, 7, 179-186.

Molecular spintronics using single-molecule magnets

- + Among others:**
- Optical sensing
 - MRI
 - Molecule-based electronics
 - Barocaloric refrigeration
 - Pressure sensors
 - Liquid crystals
 - Light magnets
 - ...



ARTICLES
CORRECTED ONLINE: 17 FEBRUARY 2009
PUBLISHED ONLINE: 1 FEBRUARY 2009 | DOI: 10.1038/NANO.2008.404

Engineering the coupling between molecular spin qubits by coordination chemistry

Quantum computing
Timco, G. A. *et al.*, *Nat Nano* **2009**, 4, 173

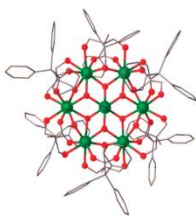


Sub-Kelvin nano-coolers

ARTICLE
Received 18 Jun 2014 | Accepted 19 Sep 2014 | Published 22 Oct 2014 | DOI: 10.1038/ncomms6321 | OPEN

Quantum signatures of a molecular nanomagnet in direct magnetocaloric measurements

Sharples, J. W. *et al.*, *Nat Commun* **2014**, 5

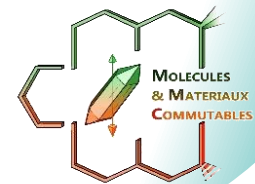


Gas sensing MOFs

ARTICLE
<https://doi.org/10.1038/s41467-022-31274-8> | OPEN

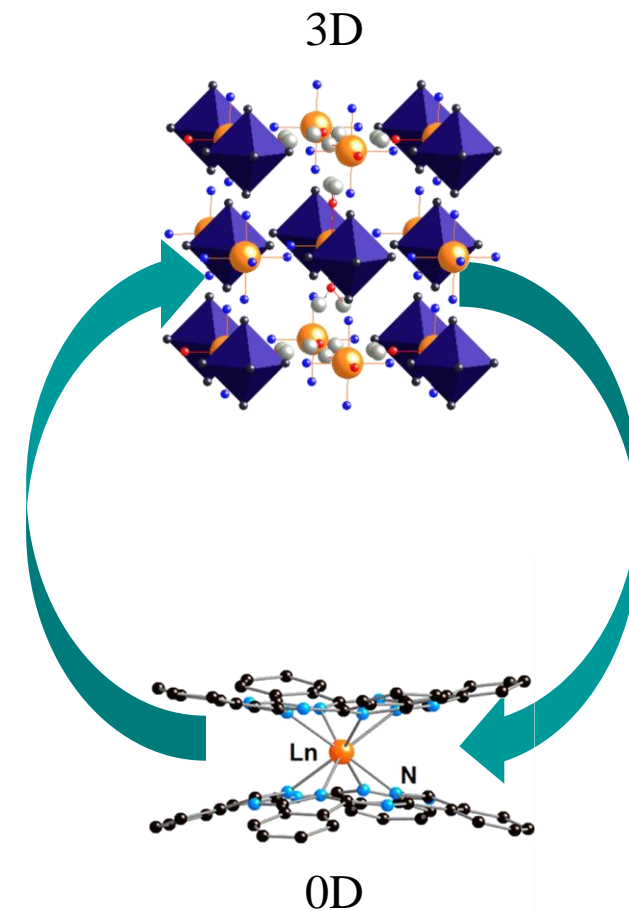
A spin-crossover framework endowed with pore-adjustable behavior by slow structural dynamics

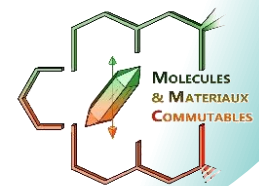
J.-P. Xue *et al.*, *Nat Comm.* **2022**, 13, 3510



Strength of molecular magnetism: thanks to the molecular design, one can go back and forth from the 3D to the 0D architectures

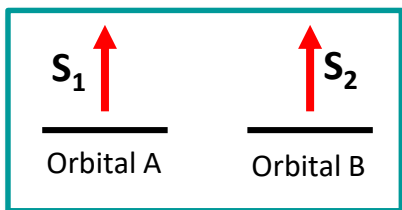
- I. **High T_c Molecule-based magnets**
- II. **Towards active molecular units (SMM)**
- III. **Switchable molecules (ET, SCO)**
- IV. **Multifunctionality**





How to control the magnetic exchange between metallic centers?

→ Interaction model between localised spin



$$\hat{H} = -J \hat{S}_1 \hat{S}_2$$

Heisenberg-Dirac-Van Vleck Hamiltonian

→ Kahn model, a first and useful way of prediction

$$J = \begin{matrix} 2k \\ >0 \end{matrix} + \begin{matrix} 4\beta S \\ <0 \end{matrix}$$

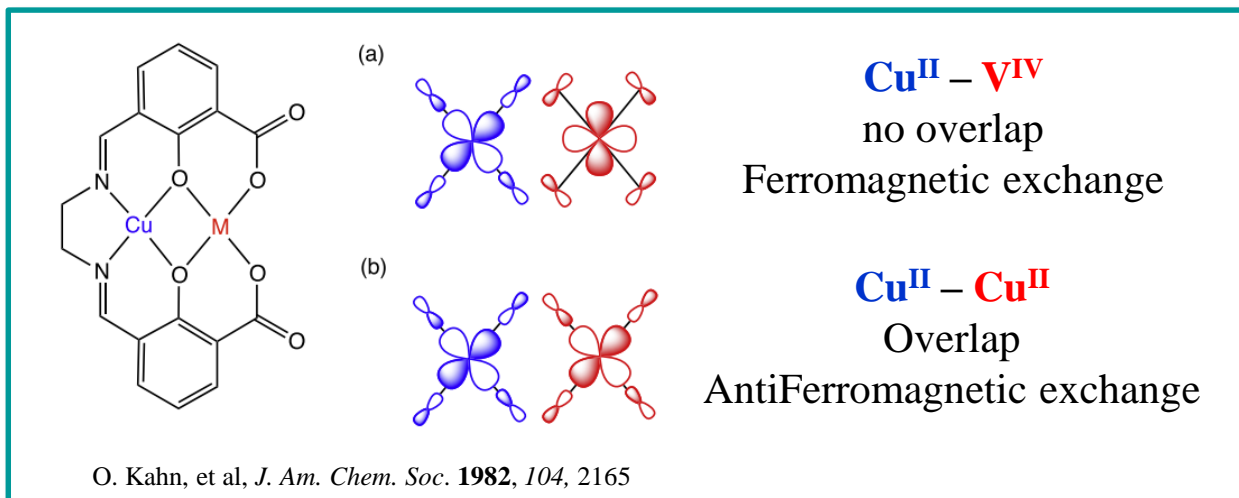
if $S = 0$
Orthogonality

if $S \neq 0; |\beta S| \gg k$
Overlap



Ferromagnetic exchange

AntiFerromagnetic exchange

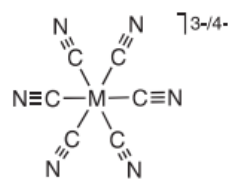


O. Kahn, et al, *J. Am. Chem. Soc.* **1982**, 104, 2165

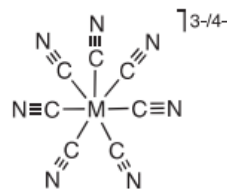
J.J. Girerd, Y. Journaux, O. Kahn, *Chem. Phys. Lett.* **1981**, 82, 534

Molecular Magnetism: High T_c molecule-based magnets

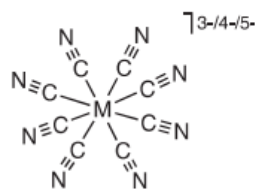
The bridging ligand, a tool to spread the exchange interaction
among many others:



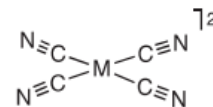
M = Fe^{II/III}, Co^{III}, Cr^{III}, V^{III},
Mo^{III}, Ru^{III}, Os^{III}



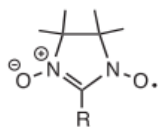
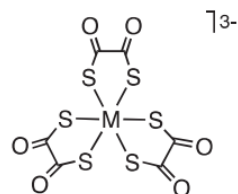
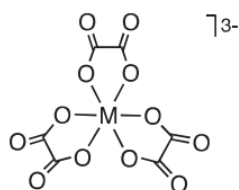
M = Mo^{III}, Re^{III/IV}



M = Nb^{III/IV}, Mo^{IV/V}, W^{IV/V}, Re^V

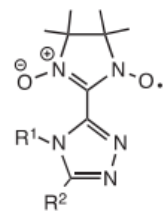


M = Ni^{II}, Pd^{II}, Pt^{II}




NIT (R = H)
NITet (R = Et)
NITPr (R = iPr)
NITPh (R = Ph)

NITPhNO₂ (R = *p*-PhNO₂)
NITPhCO₂H (R = *p*-CO₂H)



NITTrzMe (R¹ = Me, R² = H)
NITTrzMe₂ (R¹ = R² = Me)



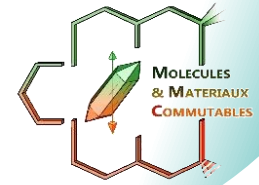
H.O. Stumpf, O. Kahn *et al*, *Science*, **1993**, 261, 447

J. Ferrando-Soria *et al*, *Coord. Chem. Rev.* **2017**, 339, 17

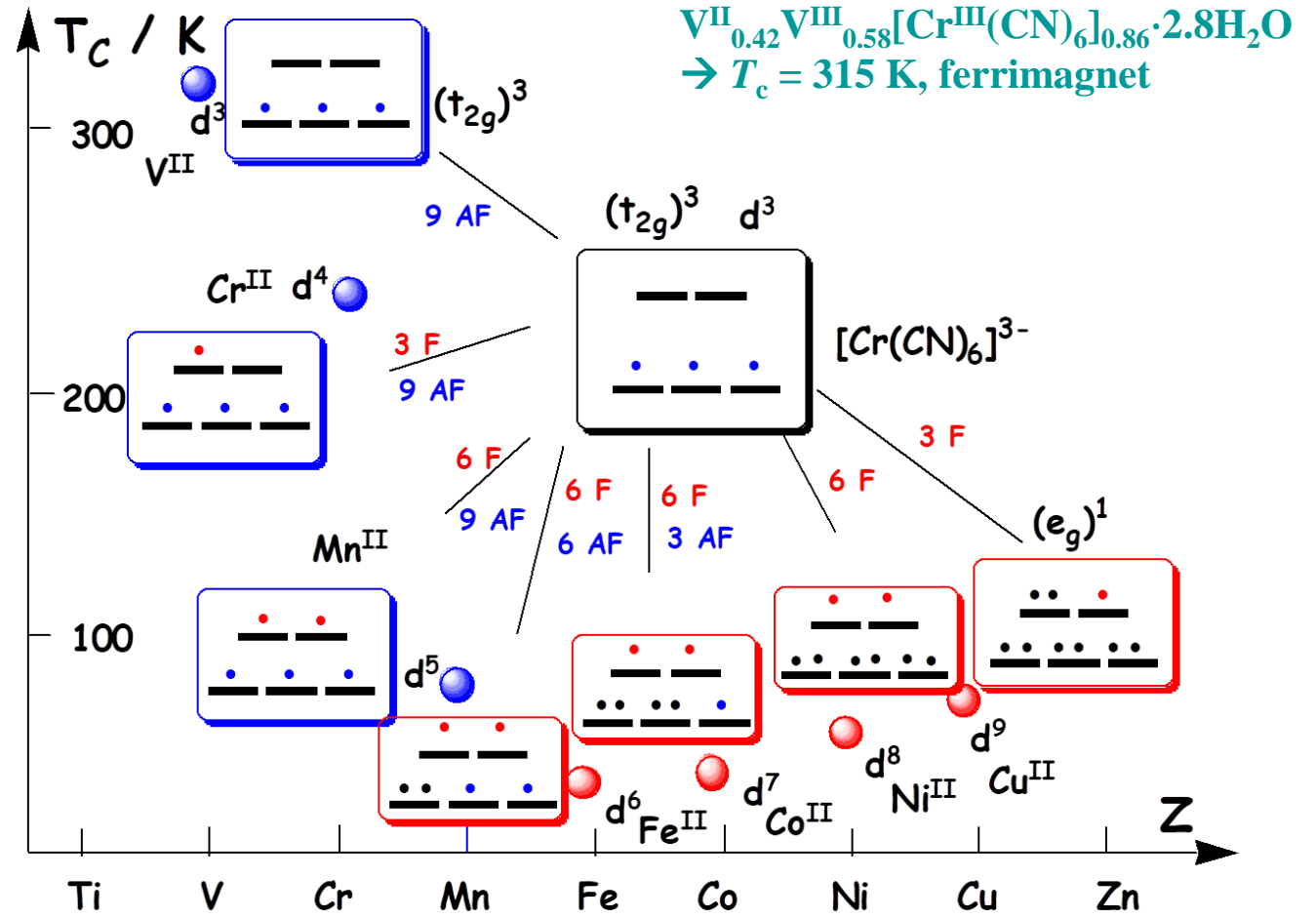
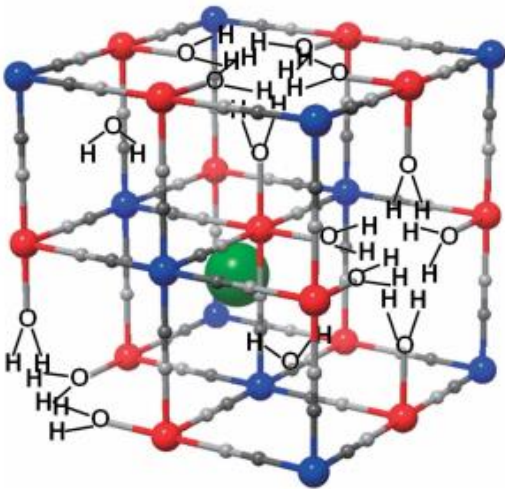
E. Pardo, *et al*; *Dalton Trans.* **2008**, 2780

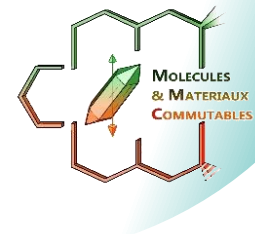
Molecular Magnetism: High Tc molecule-based magnets

The orbital overlap and the resulting magnetic exchange can be tuned by an appropriate set of metals and ligands (O, CN, many others)



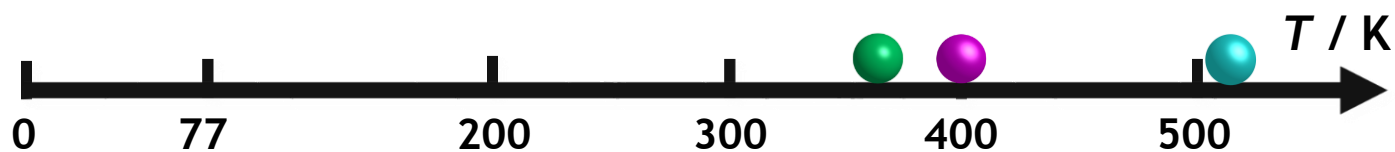
Prussian blue analogs (PBA):
 $A_xM[M'(CN)_6]_{(2+x)/3} \cdot zH_2O$





Molecular Magnetism: High T_c molecule-based magnets

Metal-Organic Magnets with T_c above 300 K:

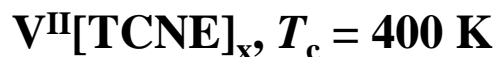


● **Prussian Blue analogues** (G.S. Girolami, T. Mallah, S.-i. Ohkoshi, M. Verdaguer, J.S. Miller...)



Ferlay, S. *et al.*, *Nature* **1995**, 378, 701-703.
S. Holmes, G. Girolami, *J. Am. Chem. Soc.*, **1999**, 121, 5593

● **TCNE and TCNE derivatives-based magnets** (J. Miller, G.T. Yee...)



J. M. Manriquez, G.T. Yee, R.S. McLean, A.J. Epstein, J.S. Miller, *Science*, **1991**, 252, 1415

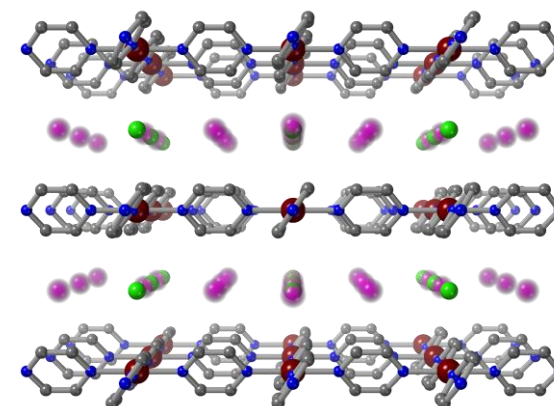
● **$\text{Li}_{0.7}[\text{Cr}^{\text{II}}(\text{pyrazine}^{\cdot-})_2]\text{Cl}_{0.7} \cdot n\text{THF}$: Ferrimagnets with $T_c > 500 \text{ K}$**

R. Clérac *et al.*, *Science*, **2020**, 370, 587

Molecular Magnetism: High T_c molecule-based magnets

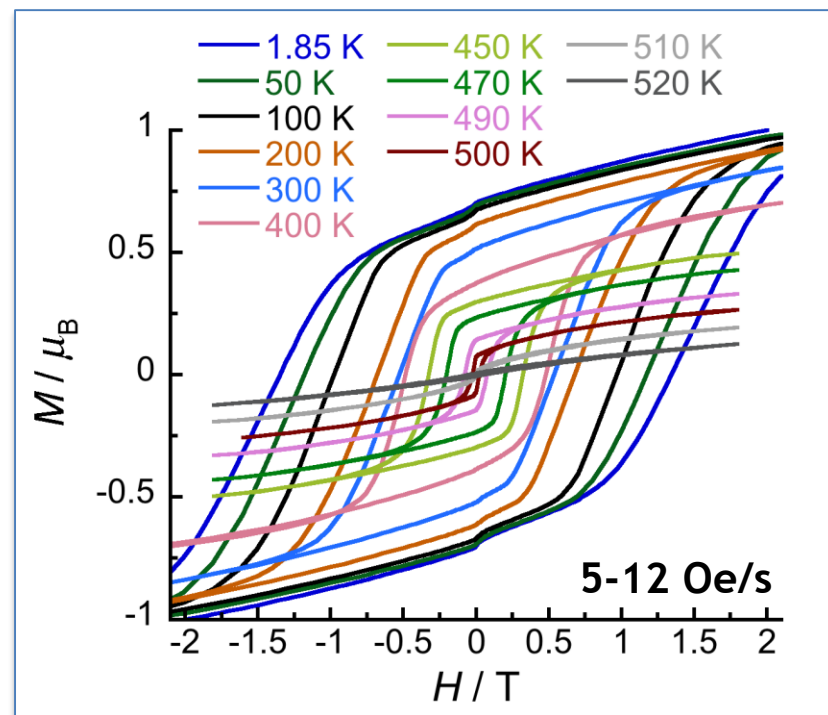


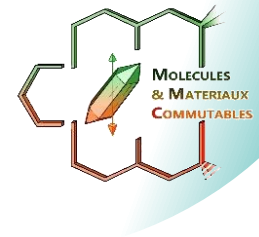
↑ ↑
The ligand is also a spin carrier
Magnetically anisotropic ion



A hard magnet at 515 K!

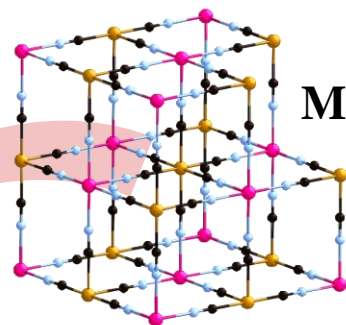
	Compound	T _c (K)	RT H _{coer} (Oe)
Inorganic magnets ~5-9 g/cm ³	Hard ferrites	720-735	1100-3100
	AlNiCo ₅	1130-1175	615-750
	AlNiCo ₈	1130	1500-1900
	SmCo ₅	1000	6700-9000
	Sm ₂ Co ₁₇	1070	8000
	Nd ₂ Fe ₁₄ B	550-590	9300-27000
Molecule-based magnets ~1 g/cm ³	V[TCNE] _x ·yCH ₂ Cl ₂ (x ~ 2; y ~ 0.5)	> 350	60
	V[TCNE] _x (x ~ 2) thin films	400	~ 4.5
	V[Cr ^{III} (CN) ₆] _{0.86} ·2.8H ₂ O	315	≤ 25
	KV ^{II} [Cr ^{III} (CN) ₆]·2H ₂ O	376	~ 4
	TCNQ-linked covalent organic framework	> 400	~ 50
	1,3,5-triazine-linked covalent organic framework	> 400	300
	Li_{0.7}[Cr^{II}(pyz^{•-})₂]Cl_{0.7}·THF	-510	-5300
Li_{0.7}[Cr^{II}(pyz^{•-})₂]Cl_{0.7}·0.25THF	-515	-7500	





- I. High T_c Molecule-based magnets**
- II. Towards active molecular units (SMM)**
- III. Switchable molecules**
- IV. Multifunctionality**

Molecular Magnetism: towards active molecular units

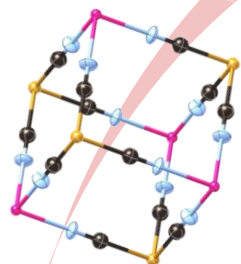


Magnet

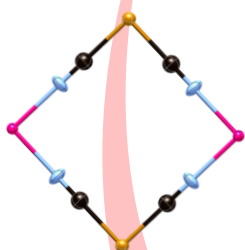
$$H = JS_iS_j + \sum_i S_i D_i S_i$$

Magnetic
coupling

Magnetic
anisotropy



Single Molecule Magnet



Switchable molecules



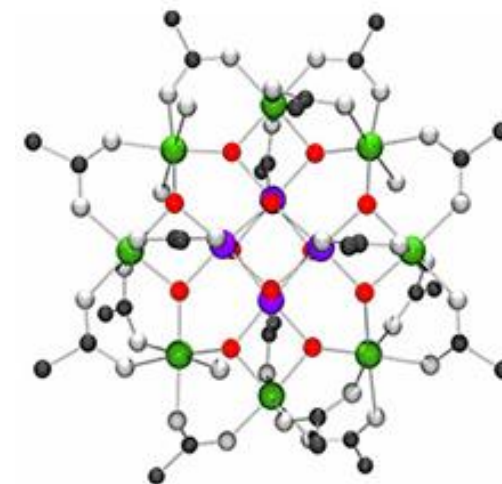
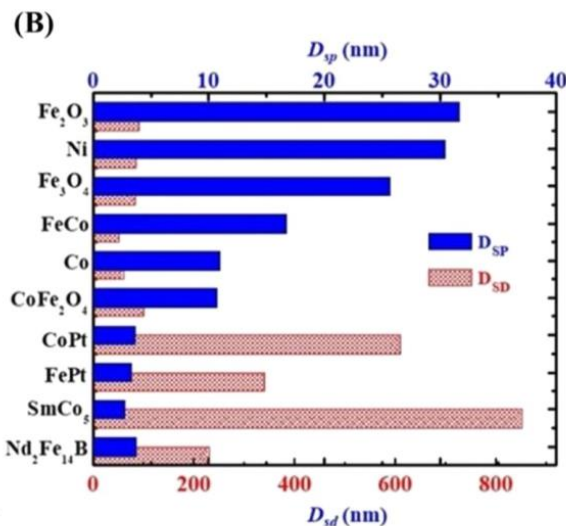
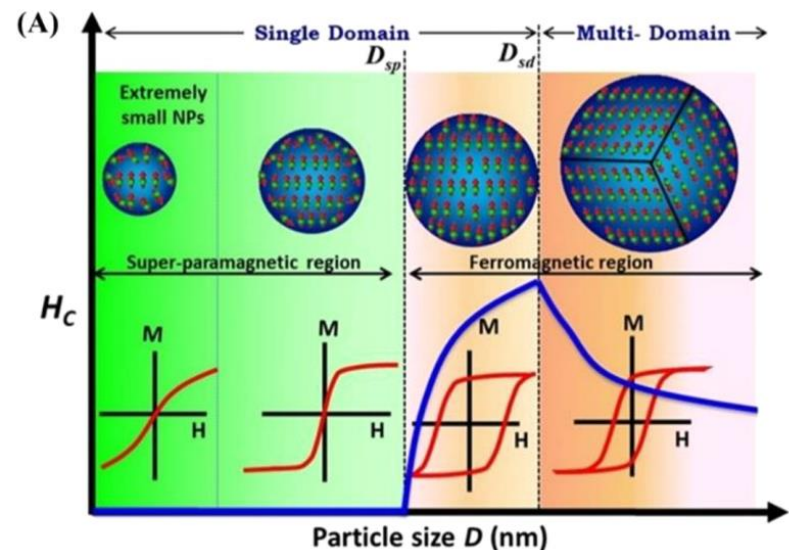
MM: towards active molecular units – Single-Molecule Magnets

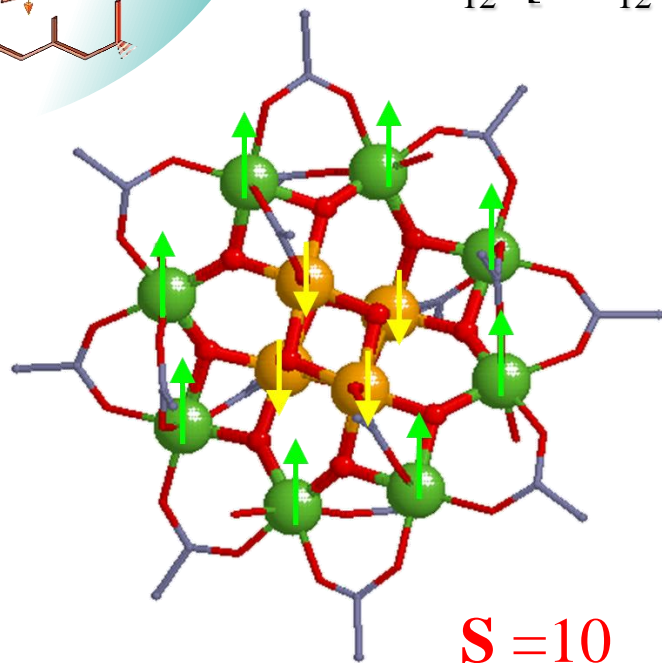
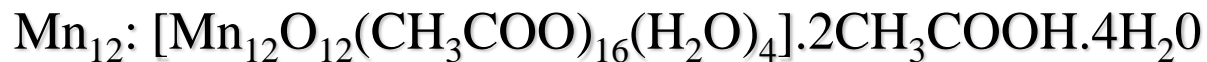
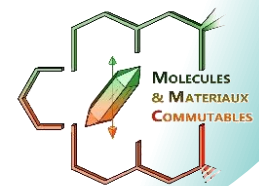
Superparamagnetism: a single domain particle « behaves » as individual spins





- At high temperature, the particles' magnetizations are randomly oriented
- Below the blocking temperature, T_B , these magnetizations are oriented under a magnetic field
- Below T_B , if the magnetic field is removed, a magnetization reversal occurs
- This magnetization reversal dynamics depends on the magnetic anisotropy.

$$\tau = \tau_0 e^{-E_a/k_B T}$$

A molecule can be equivalent to a single domain monodisperse NP and exhibit superparamagnetic behavior

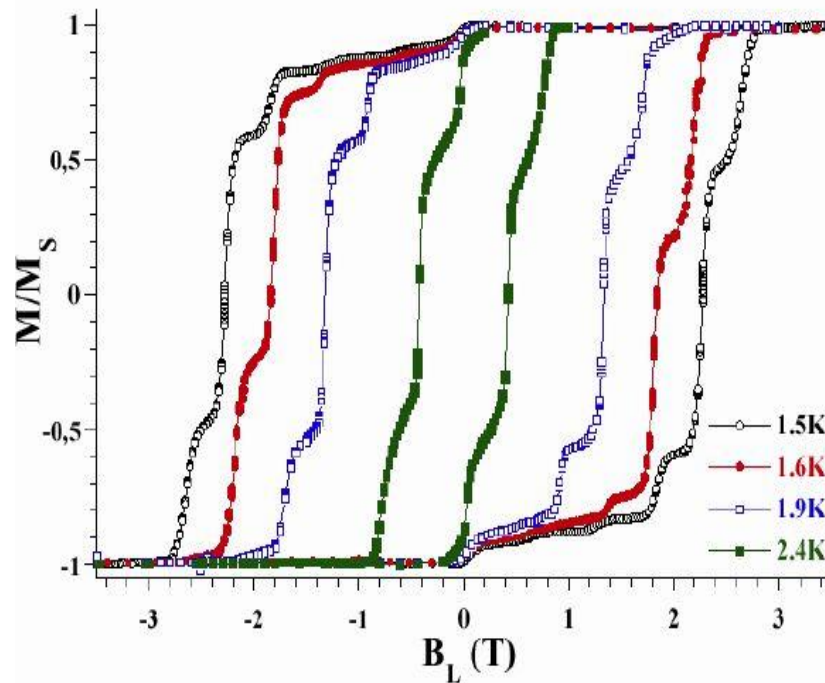




-  Mn(III) $S = 2$
-  Mn(IV) $S = 3/2$
-  Oxygene
-  Carbone

$S = 10$

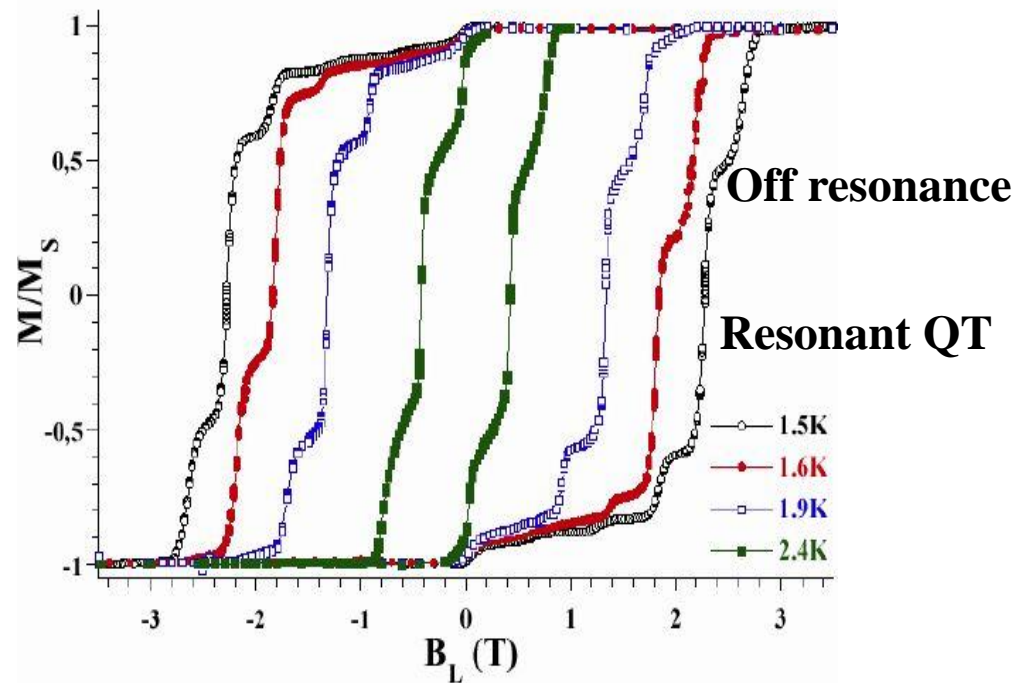
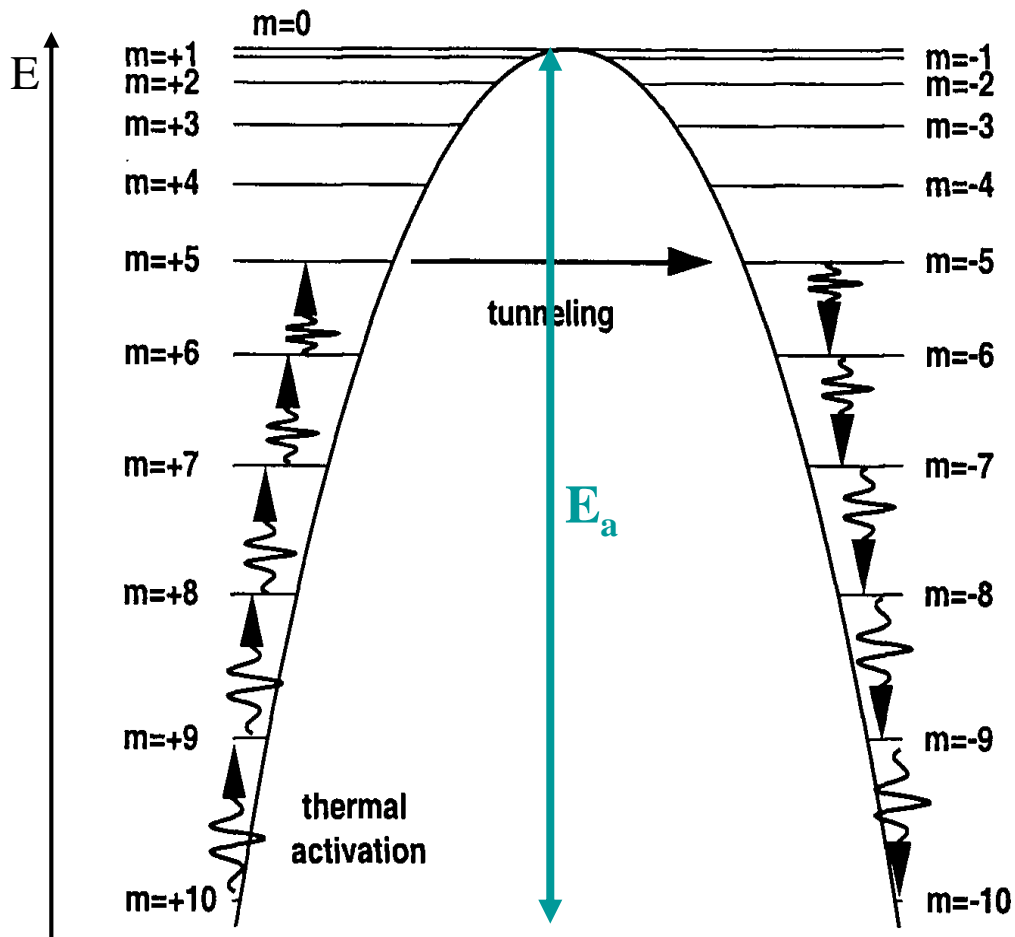
~ fragment of Mn oxide capped by acetate ligands



Use the classical magnetic characterizations: ZFC/FC, ac susceptibility, magnetization and hysteresis curves, ...

MM: towards active molecular units – Single-Molecule Magnets

Compare to superparamagnetic NPs, the continuum of levels within the potential wells breaks down and **quantum size effects**, like tunneling, are observed.



Clear evidence at the macroscopic level of quantum effects

MM: towards active molecular units – Single-Molecule Magnets

A SMM is a superparamagnetic molecule with a sufficiently slow dynamics of the magnetization reversal to be measured with a given set-up

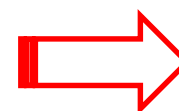
The observation of hysteresis and magnetization reversal depends on the activation energy

First approximation: Magnetization reversal rate :

$$\tau = \tau_0 e^{-E_a/k_B T}$$

$$E_a \propto D S_z^2 + E(S_x^2 - S_y^2)$$

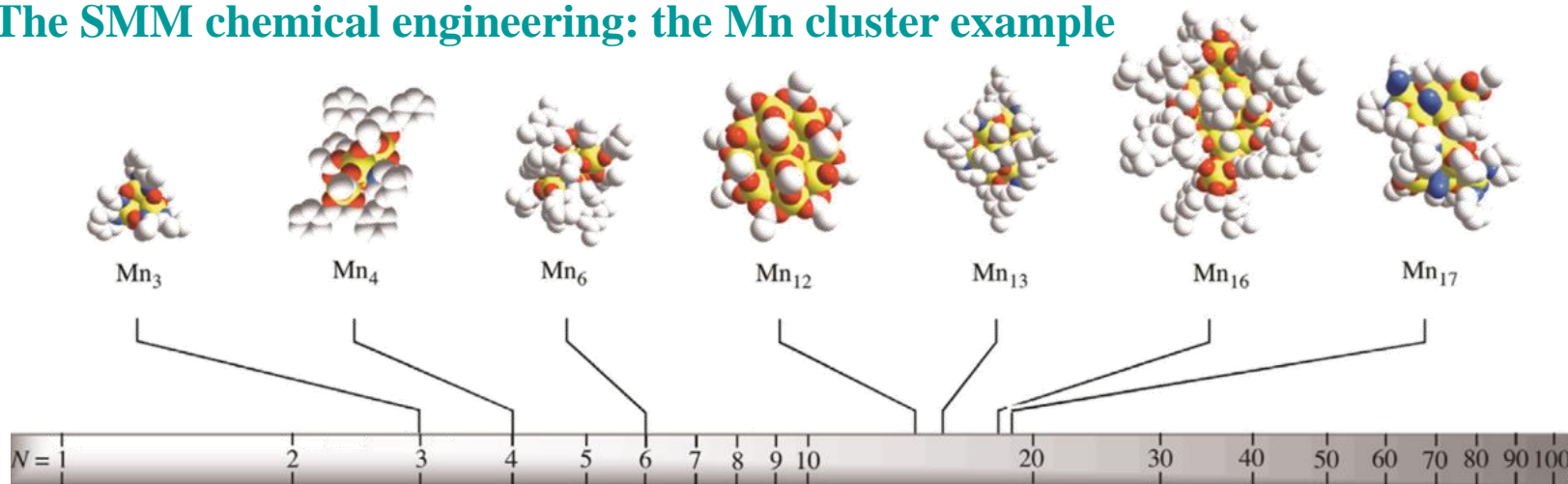
Uniaxial anisotropy
In plane anisotropy favors QT



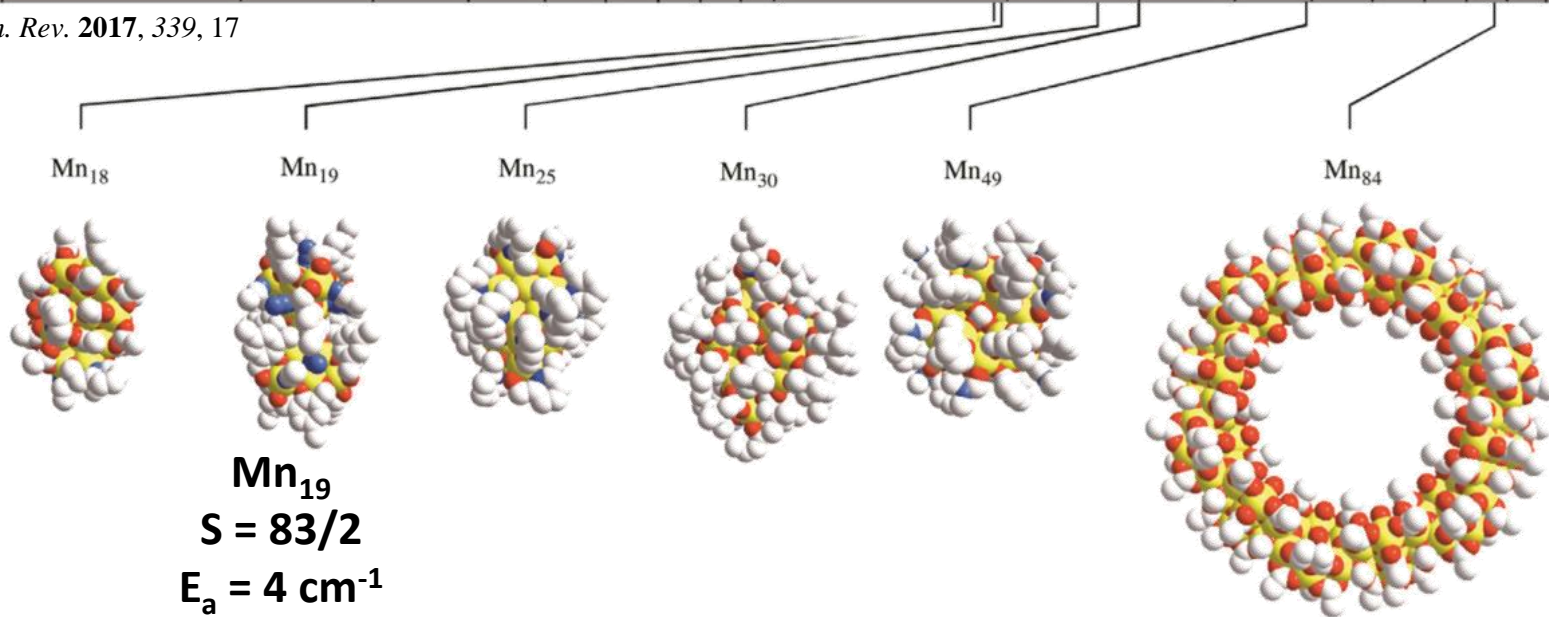
Chemical design
of thousands of SMMs

MM: towards active molecular units – Single-Molecule Magnets

The SMM chemical engineering: the Mn cluster example



J. Ferrando-Soria *et al*, *Coord. Chem. Rev.* **2017**, 339, 17



A.K. Powell *et al*, *Angew. Chem. Int. Ed* **2006**, 45, 4926

G. Christou *et al*, *Angew. Chem. Int. Ed* **2004**, 43, 2117

A better view of energy barrier:

$$E_a \propto DS_Z^2 + E(S_x^2 - S_y^2)$$

$$\hookrightarrow D_{kl}^{\text{SOC}-(0)} = -\frac{1}{S^2} \sum_{l(S_b=S)} \Delta_b^{-1} \left\langle 0SS \left| \sum_i h_k^{\text{SO}}(i) s_{i,z} \right| bSS \right\rangle \times \left\langle bSS \left| \sum_i h_l^{\text{SO}}(i) s_{i,z} \right| 0SS \right\rangle$$

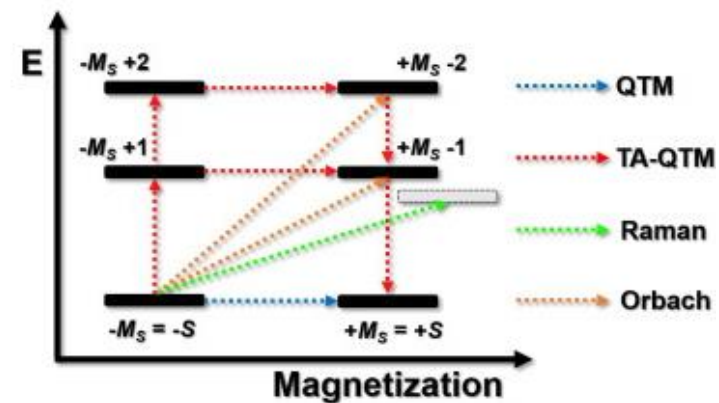
F. Neese *et al*, *Faraday Discussions*. **2011**, 148, 229

Complete mechanism: Magnetization reversal rate :

$$\frac{1}{\tau} = \frac{1}{\tau_{\text{tunnel}}} + \frac{1}{\tau_{\text{Orbach}}}$$

$$\frac{1}{\tau} = \frac{C_1}{1+C_2H^2} + \tau_0^{-1} \exp\left(\frac{-\Delta}{k_B T}\right)$$

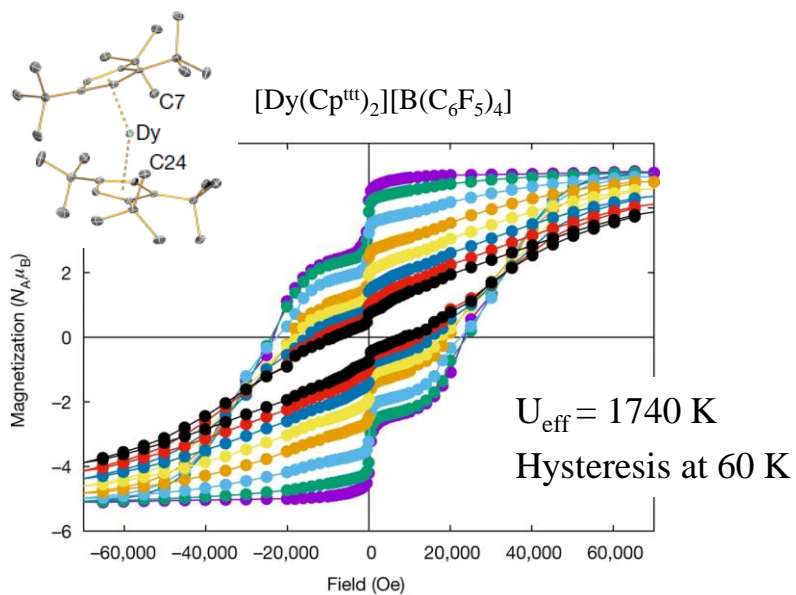
Molecule design



A. Zabala-Lekuona *et al*, *Coord. Chem. Rev.* **2021**, 441, 213984

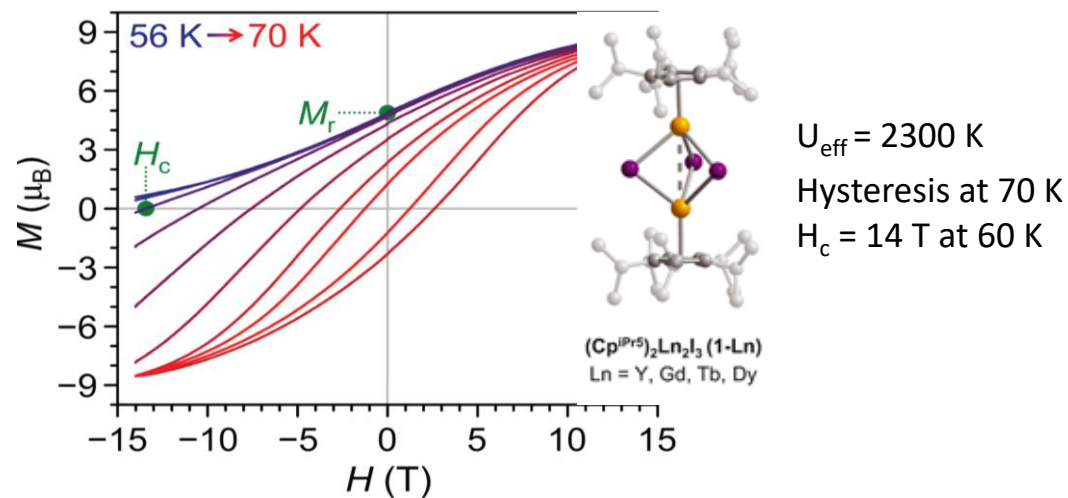
MM: towards active molecular units – Single-Molecule Magnets

The combination of theoretical predictions and chemical engineering led to highly performant SMMs



C. Goodwin *et al. Nature*, **2017**, 548, 439

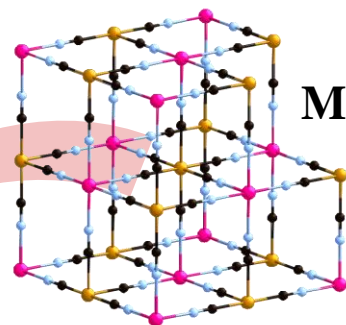
F.-S. Guo *et al. Science*, **2018**, 362, 1400



C. A. Gould *et al. Science*, **2022**, 375, 198

Molecular Magnetism: towards active molecular units

Magnet



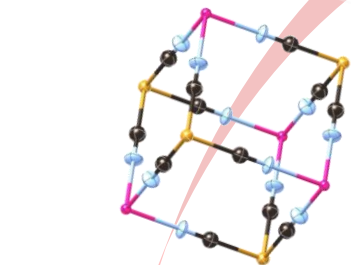
$H =$

~~$J S_i S_j$~~
Magnetic coupling

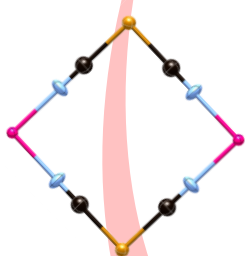
+

~~$\sum_i S_i D_i S_i$~~
Magnetic anisotropy

Single Molecule Magnet



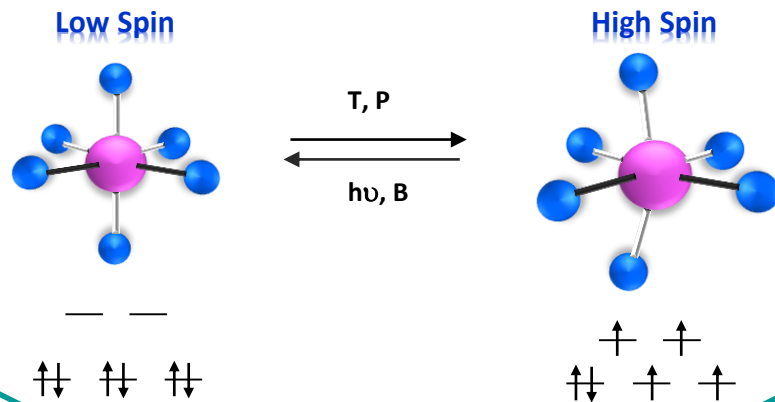
Switchable molecules





Spin crossover

Change of electronic configuration on one metallic site

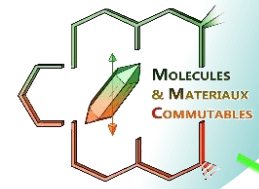


Electron transfer

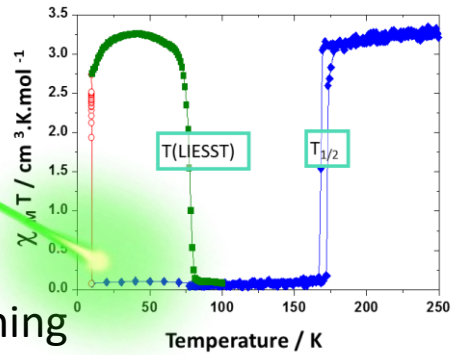
Change of electronic configuration involving two redox active sites



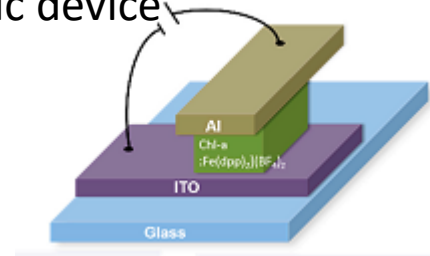
MM: Switchable molecules



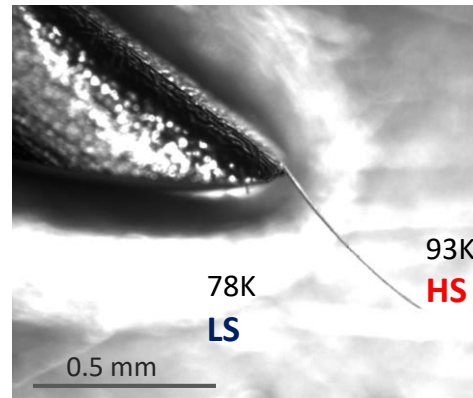
(ultrafast)
photoswitching



Electronic device



Micromechanical devices
(actuators, MEMS...)



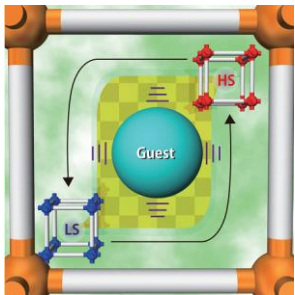
Liquid crystals




Pressure sensing



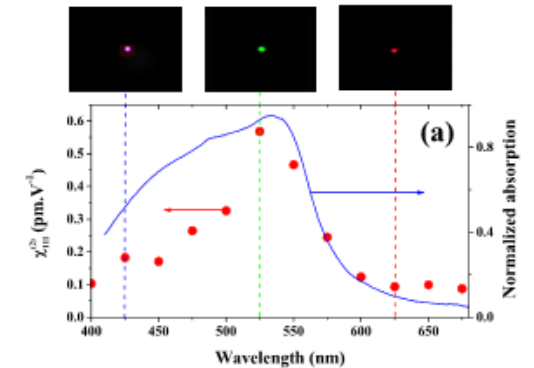
Gas sensing/capture




Fluorescence probe



Optics (NLO, plasmonic...)



MRI

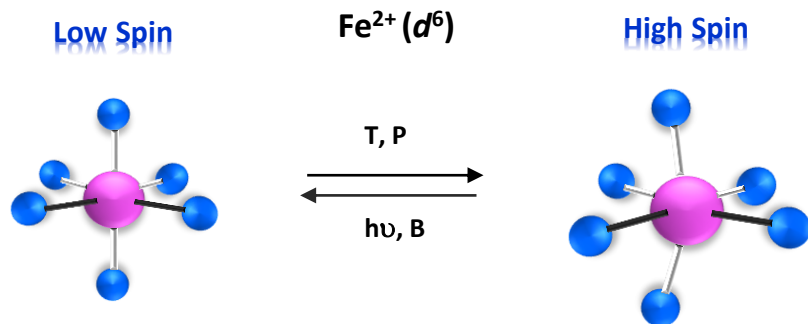


IR sensing



MM: Switchable molecules

At the molecular level



Anti-bonding MOs
M-L bond disfavored
Volume change

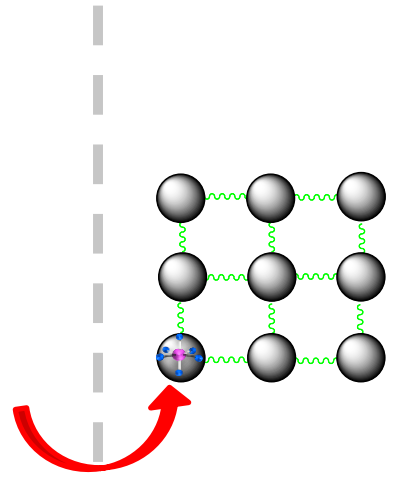
$S = 0$
diamagnetic

Magnetism change

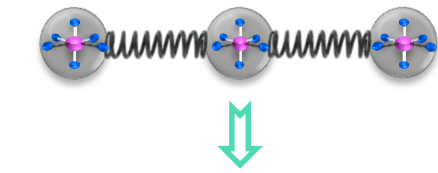
$S = 2$
paramagnetic

Color change

Dielectric change

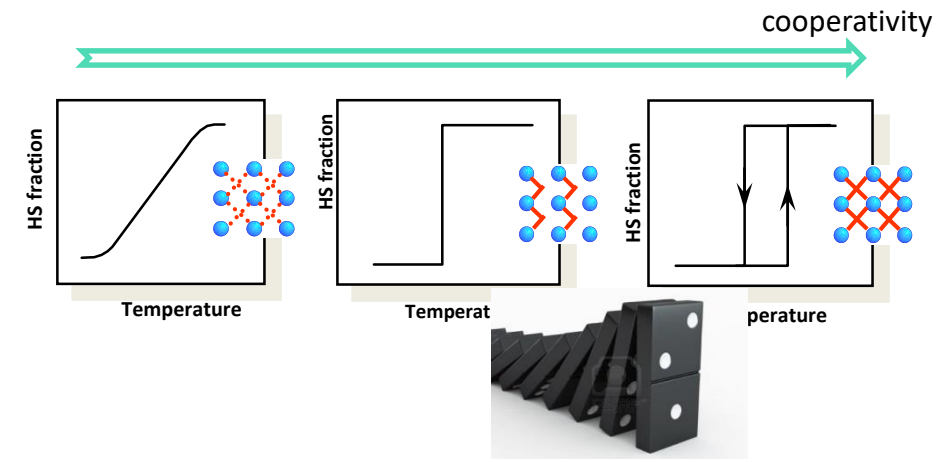


In the solid state
molecules are linked by springs



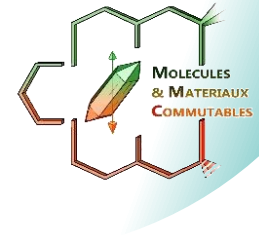
Spring = H bond, π - π stacking, halogen bond, "covalent" bond...

cooperativity = ferro-elastic like behaviour

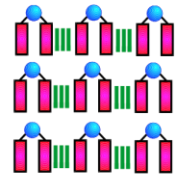


MM: Switchable molecules

Increase of the ferroelastic interactions: towards RT memories

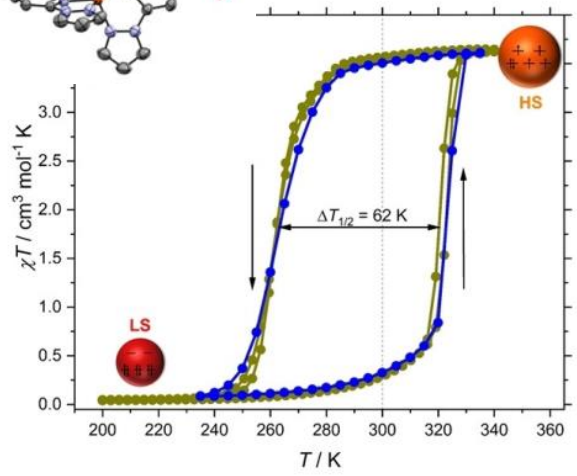
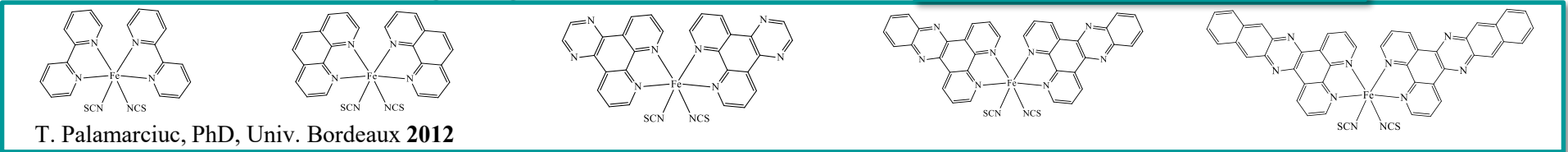


Supramolecular
chemistry

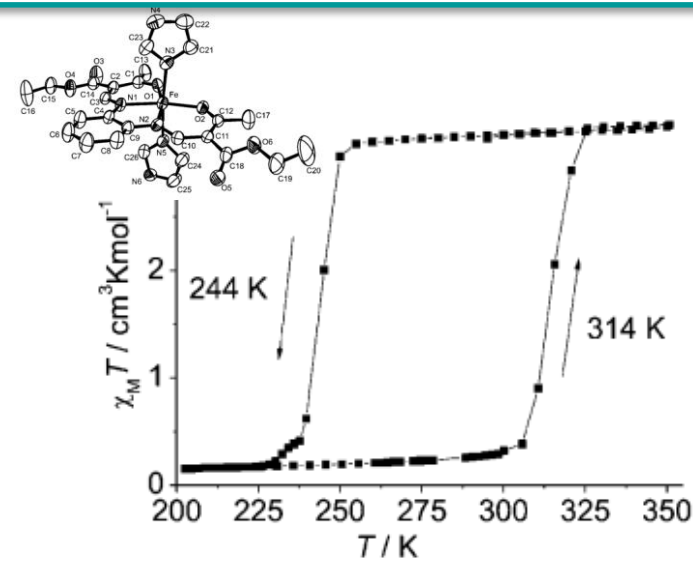


H bonding, π - π stacking,
Halogen bonding...

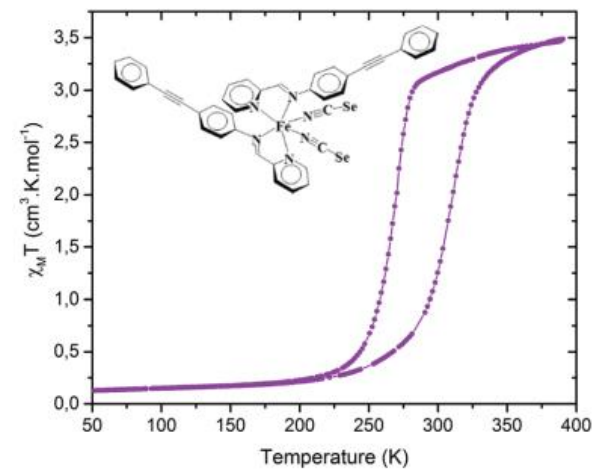
Typical chemical engineering



N. Suryadevara et al. *Chem. Eur. J.*, **2022**, 28, e202103853



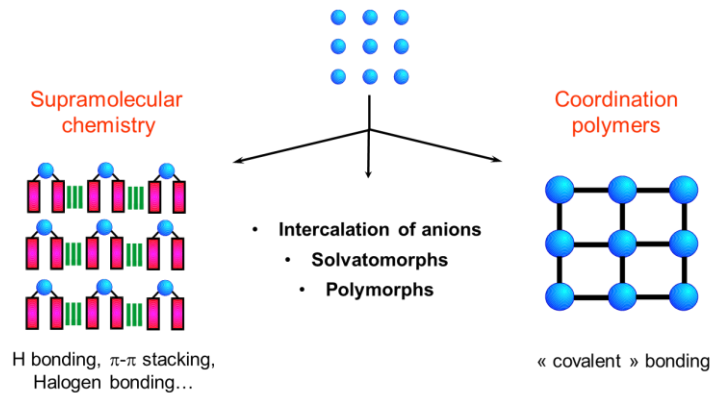
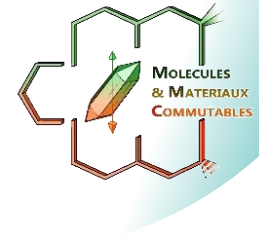
B. Weber et al. *Angew. Chem. Int. Ed.*, **2008**, 47, 10098



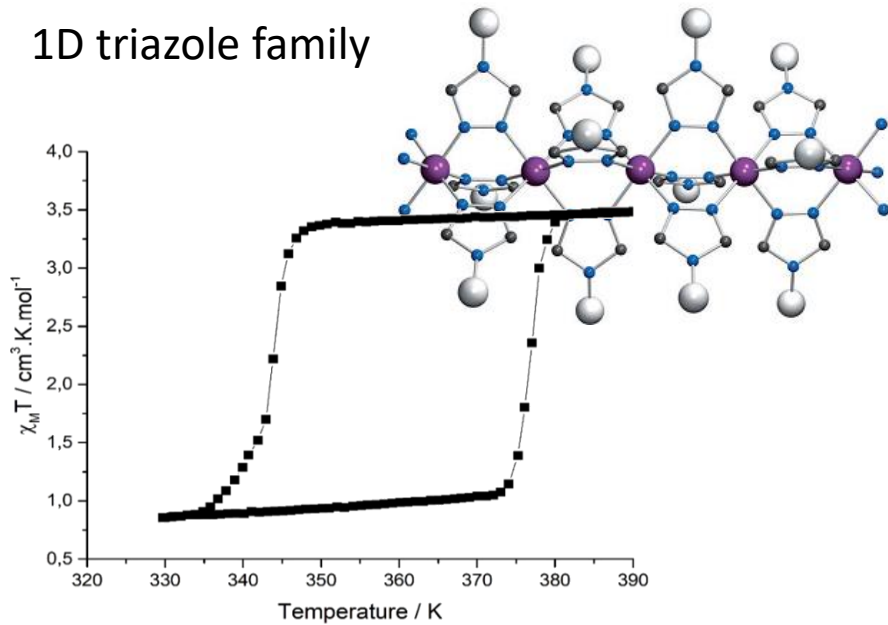
E. Tailleur et al. *Chem. Comm.*, **2017**, 53, 4763

MM: Switchable molecules

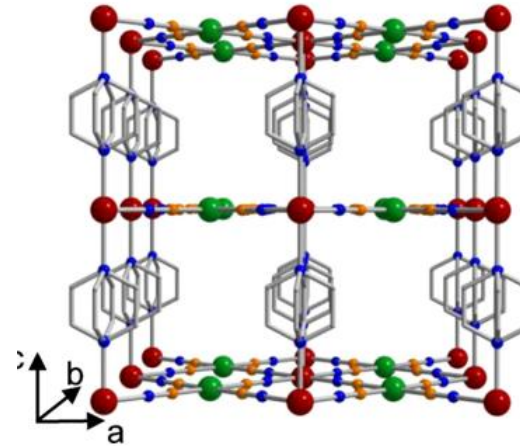
Increase of the ferroelastic interactions: towards RT memories



1D triazole family

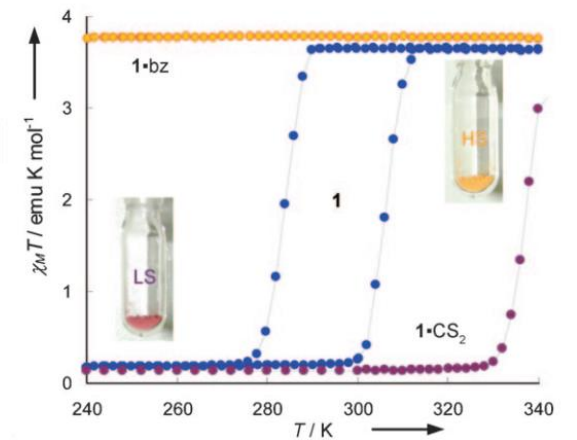


A. Grosjean, *et al Chem. Commun.* **2011**, 47, 12382
O. Roubeau, *Chem. Eur. J.* **2012**, 18, 15230



3D Hoffman family

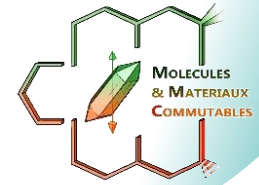
Host-guest interactions



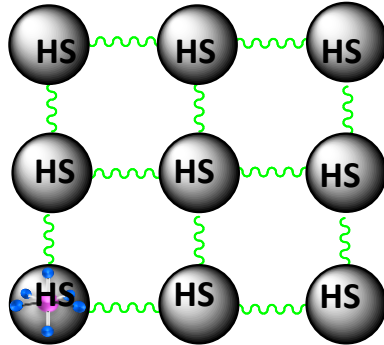
J.A. Real *et al, Coord Chem. Rev.*, **2011**, 255, 2068.
R. Ohtani, S. Hayami, *Chem. Eur. J.*, **2017**, 23, 2236.
M. Ohba, *et al, Angew. Chem. Int. Ed.* **2009**, 48, 4767

MM: Switchable molecules

Elastic competition between ferro and antiferro-elastic interactions



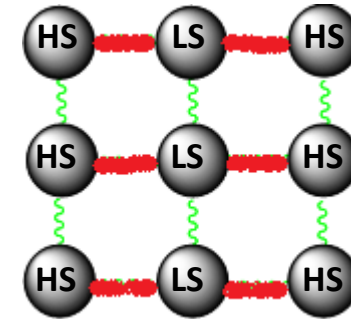
Strong **ferro**-elastic interactions



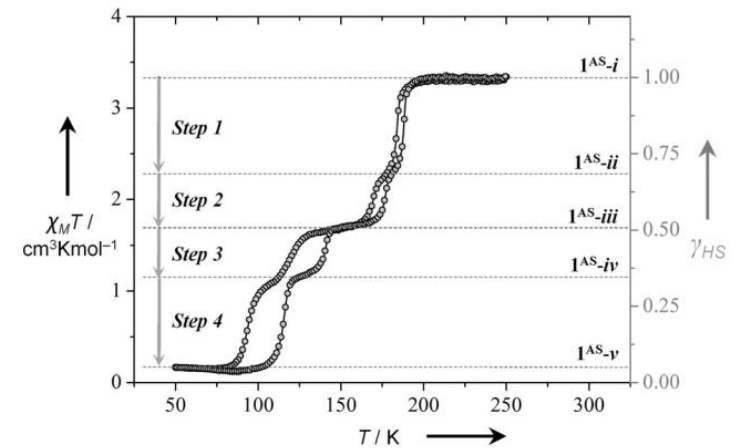
All the metallic sites tend to be in the same spin state



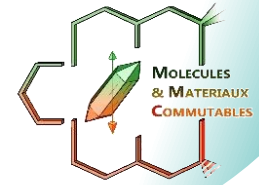
Ferro- AND **antiferro**-elastic interactions



Symmetry breaking



J.E. Clements *et al* *Angew. Chem. Int. Ed. Engl.* **2016**, *55*, 15105



Strong ferro-elastic interactions

Spin-Crossover Materials: Hot Paper

International Edition: DOI: 10.1002/anie.201602441
German Edition: DOI: 10.1002/ange.201602441

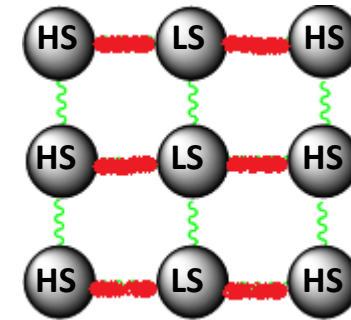
Hot paper! **First Step Towards a Devil's Staircase in Spin-Crossover Materials**
Elzbieta Trzop, Daopeng Zhong*, Lucia Piñero-Lopez, Francisco J. Valverde-Muñoz, M. Carmen Muñoz, Lukas Palatinus, Laurent Guerin, Hervé Cailleau, Jose Antonio Real,* and Eric Collet**

First Step Towards a Devil's Staircase in Spin-Crossover Materials

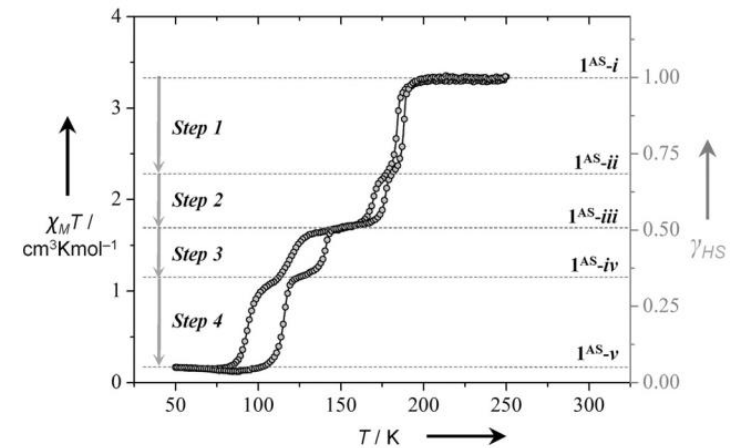
E. Trzop et al, *Angew. Chem. Int Ed.* **2016**, 55, 8675

E. Collet, P. Guionneau, *C. R. Acad. Sci.*, **2018**, 21, 1133

Ferro- AND antiferro-elastic interactions



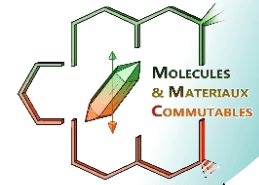
Symmetry breaking



J.E. Clements et al *Angew. Chem. Int. Ed. Engl.* **2016**, 55, 15105

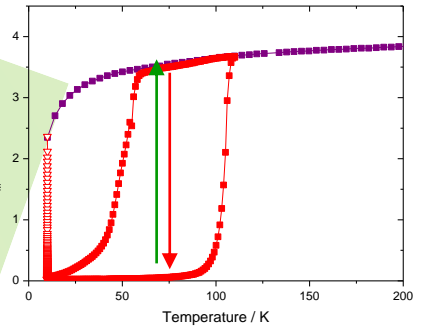
MM: Switchable molecules

Elastic competition between ferro and antiferro-elastic interactions



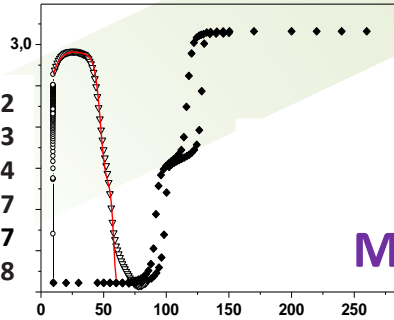
AntiFerro-elasticity

Elastic competition

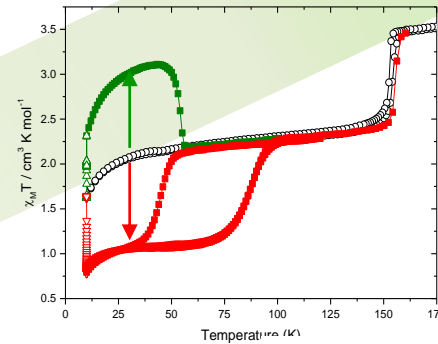


Hidden phases

Angew. Chem. Int. Ed. **2012**
Eur. J. Inorg. Chem. **2013**
Aust. J. Chem. **2014**
Chem. Commun. **2017**
Chem. Sci. **2017**
Eur. J. Inorg. Chem. **2018**



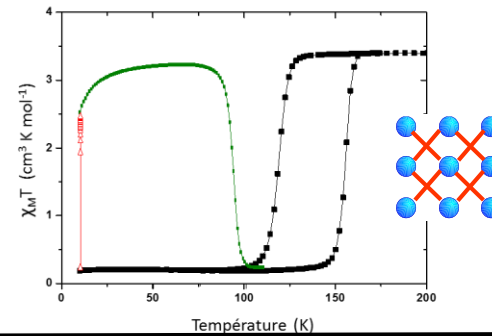
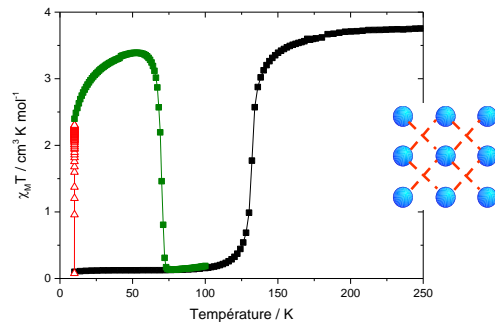
Multistability



Inorg. Chem. **2016**,
Phys. Chem. Chem. Phys. **2018**
Angew. Chem. **2019**

Eur. J. Inorg. Chem. **2018**
Curr. Inorg. Chem. **2016**

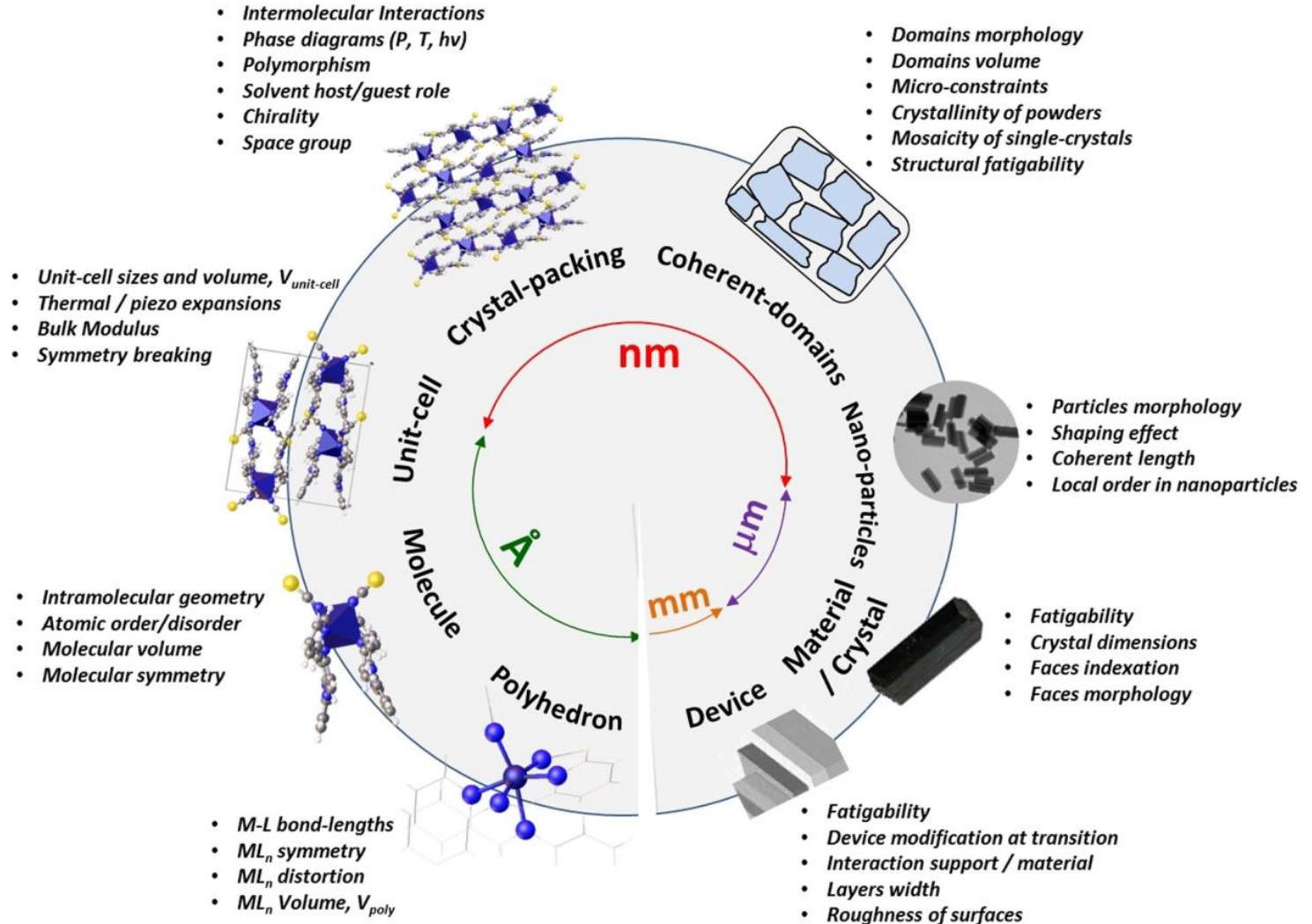
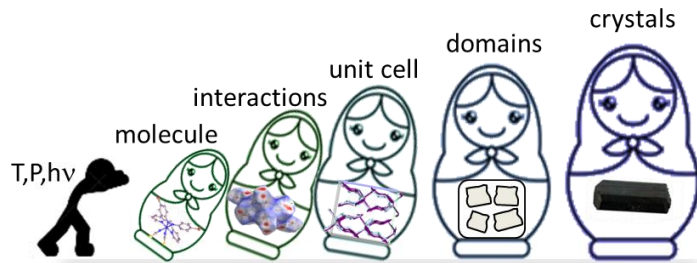
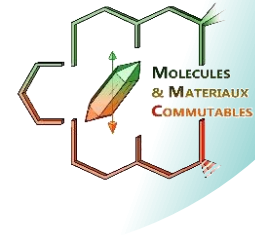
Bidirectional switching



Ferro-elasticity

MM: Switchable molecules

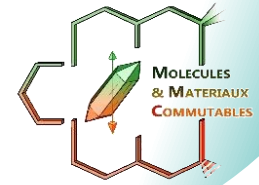
Spin crossover a multiscale mechanism



P. Guionneau, *Dalton Trans.*, **2014**, 43, 382-393,

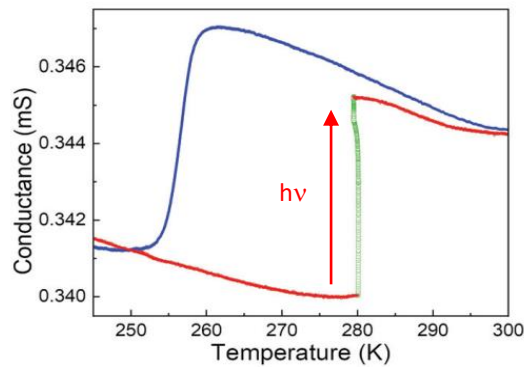
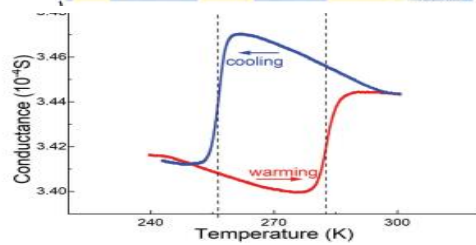
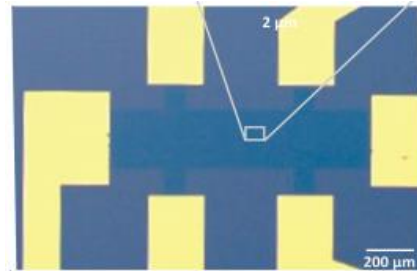
P. Guionneau, M. Marchivie, G. Chastanet, *Chem. Eur. J.* **2021**, 27, 1483 – 1486

Spin crossover at the nanoscale




Opto-electronic devices


Graphene
B. Doudin, IPCMS




J.-F. Dayen *et al*, *Material Horizons* **2021**, 8, 2310



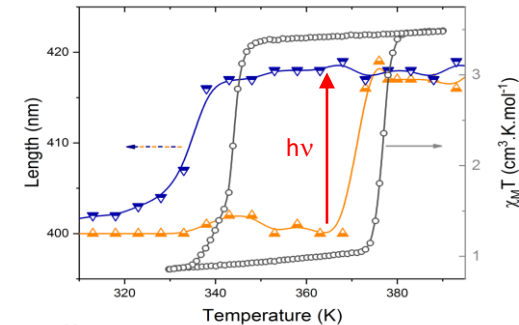
Composite : SCO + PVDF-TrFE



Au@SCO Nanohybrids



G5 (S. Mornet)
E. Freysz, LOMA
F. Banhart, IPCMS



Time-resolved TEM

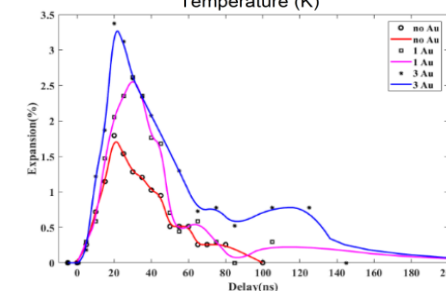
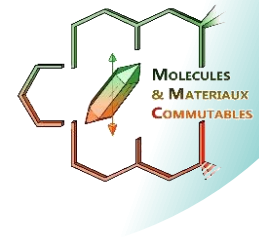


Photo-thermia
Activated by SPR
on single nanoparticle

M. Palluel *et al*, *Adv. Func. Mater.* **2020**, 30, 2000447

Y. Hu *et al*, *Adv. Mater.* **2021**, 33, 2105586

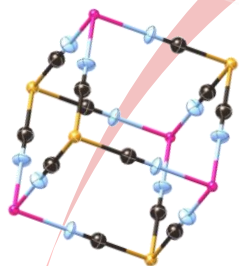
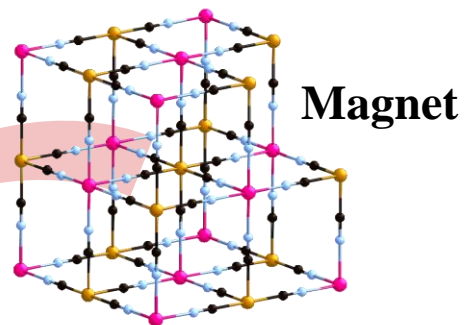
Y. Hu *et al*, *Small*, **2023** online



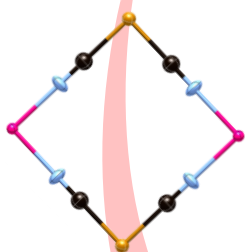
- I. High T_c Molecule-based magnets**
- II. Towards active molecular units (SMM)**
- III. Switchable molecules**
- IV. Multifunctionality**

Molecular Magnetism: towards multifunctionality

Strength of molecular magnetism: thanks to the chemical engineering, one can imagine a create many type of multifunctional systems :



Single Molecule Magnet



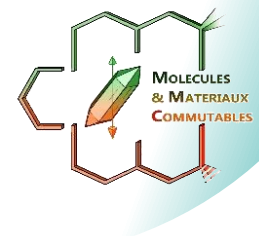
Switchable molecules

Combination of all these properties in a same molecular material

- SCO + SMM
- Chirality
- Luminescence
- Electronic conduction
- Ferroelectricity

Combination of all these properties in composite materials

- Luminescence
- Electronic conduction
- Spintronic devices
- Ferroelectricity
- Superconductivity
- and all we can think about...*

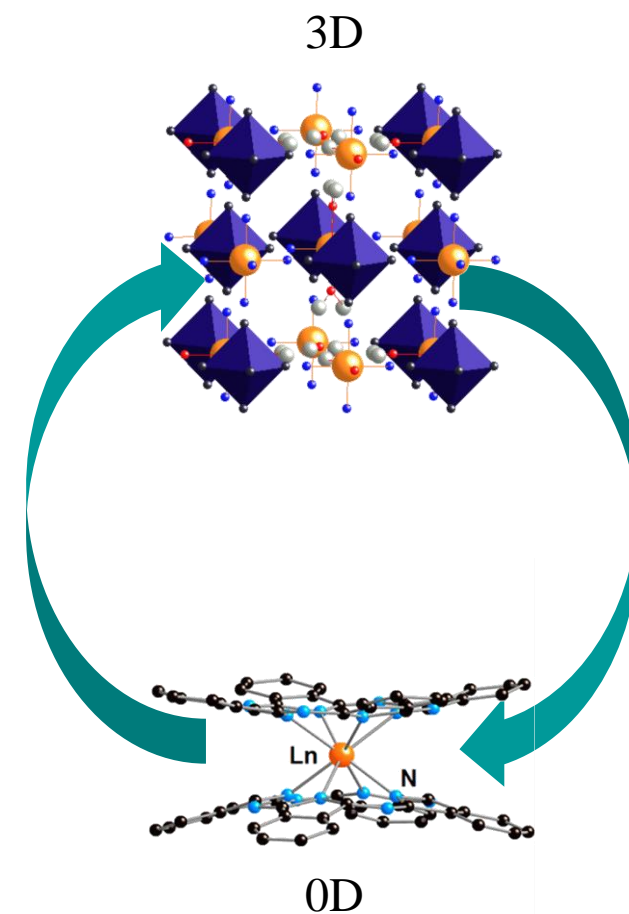


The strength of molecular magnetism:

A highly versatile chemical engineering

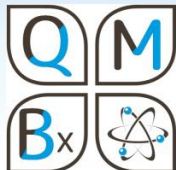
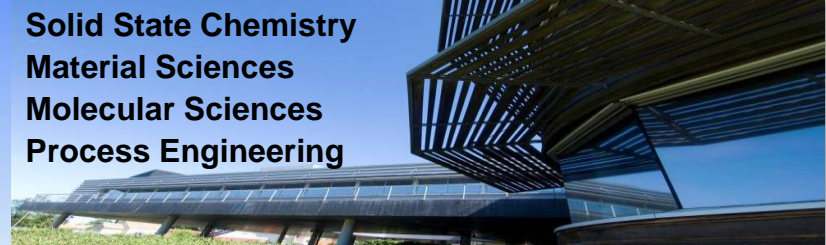
A strong support from theory

**A huge contribution from advanced
characterization tools**



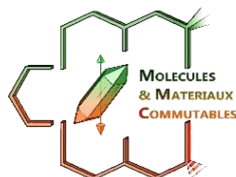
Aknowledgments

Solid State Chemistry
Material Sciences
Molecular Sciences
Process Engineering



Switchable Molecules and Materials group

Nathalie Daro
Dominique Denux
Cédric Desplanches
Mathieu Gonidec
Philippe Guionneau
Elizabeth Hillard
Mathieu Marchivie
François Riobé
Patrick Rosa
Baptiste Vignolle



Nicolas Paradis, Marlène Palluel, Thi Thiet Vu, Wenbin Guo, Juan Gonzalez, Anaïs Marchetti, Clara Catros, Elodie Tailleur, Arnaud Grosjean, Liza el Khoury, and many others along the years

Dr. Samuel Marre & Dr. Cyril Aymonier (ICMCB, G7)
D. Stéphane Mornet (ICMCB, G5)

Extra help for this particular talk

Rodolphe Clérac (CRPP, Bordeaux)
Kévin Bernot (INSA Rennes)

Collaborations

Pr. Eric Collet	IPR Rennes, France
Pr Smail Triki	University of Brest, France
Dr Sébastien Pillet,	CRM2 Nancy, France
Pr Kamel Boukheddaden	GEMaC Versailles, France
Pr Cameron J. Kepert,	University of Sydney, Australia
Dr. Suzanne Neville	University of Sydney, Australia
Pr. Keith Murray	Monash University, Australia
Dr. Julia. Klingele	University of Freiburg, Germany
Dr. Birgit Weber	University of Bayreuth, Germany
Pr. Malcom A. Halcrow	University of Leeds, UK
Pr. David Harding	University of Walailak, Thailand
Pr. Vasilis Tangoulis	University of Patras, Greece
Dr Kishalay Bahr	Central University of Rajasthan, India
Pr Sin-Ichi Okhoshi	University of Tokyo, Japan
Dr. Paulo, N. Martinho	University of Lisbon, Portugal
Dr I. Ibarra	University of Mexico, Mexico

Merci de votre attention

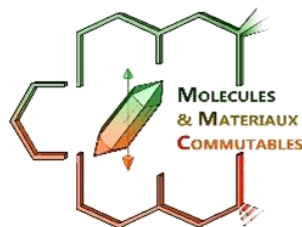
Guillaume CHASTANET

Switchable Molecules and Materials group

icmcb-bordeaux.cnrs.fr



@switchMM2



asso-am2.fr/

@am2_asso