



HAL
open science

Early occurrence of lion (*Panthera spelaea*) at the Middle Pleistocene Acheulean site of Notarchirico (MIS 16, Italy)

Alessio Iannucci, Beniamino Mecozzi, Antonio Pineda, Raffaele Sardella, Marco Carpentieri, Rivka Rabinovich, Marie-Hélène Moncel

► **To cite this version:**

Alessio Iannucci, Beniamino Mecozzi, Antonio Pineda, Raffaele Sardella, Marco Carpentieri, et al.. Early occurrence of lion (*Panthera spelaea*) at the Middle Pleistocene Acheulean site of Notarchirico (MIS 16, Italy). *Journal of Quaternary Science*, In press, <10.1002/jqs.3639>. <hal-04621892>

HAL Id: hal-04621892

<https://hal.science/hal-04621892v1>

Submitted on 24 Jun 2024

HAL is a multi-disciplinary open access archive for the deposit and dissemination of scientific research documents, whether they are published or not. The documents may come from teaching and research institutions in France or abroad, or from public or private research centers.

L'archive ouverte pluridisciplinaire **HAL**, est destinée au dépôt et à la diffusion de documents scientifiques de niveau recherche, publiés ou non, émanant des établissements d'enseignement et de recherche français ou étrangers, des laboratoires publics ou privés.



HAL Authorization

Early occurrence of lion (*Panthera spelaea*) at the Middle Pleistocene Acheulean site of Notarchirico (MIS 16, Italy)

ALESSIO IANNUCCI,^{1*} BENIAMINO MECOZZI,² ANTONIO PINEDA,^{3,4} RAFFAELE SARDELLA,² MARCO CARPENTIERI,⁵ RIVKA RABINOVICH⁶ and MARIE-HÉLÈNE MONCEL³

¹Department of Geosciences, Section of Terrestrial Palaeoclimatology, Eberhard-Karls-University Tübingen, Tübingen, Germany

²Dipartimento di Scienze della Terra (PaleoFactory lab.), Sapienza Università di Roma, Roma, Italy

³UMR 7194 HNHP (MNHN-CNRS-UPVD), Département Homme et Environnement, Muséum National d'Histoire Naturelle, Paris, France

⁴Institut Català de Paleoeologia Humana i Evolució Social (IPHES-CERCA), Tarragona, Spain

⁵Dipartimento di Studi Umanistici, Università degli Studi di Ferrara, Ferrara, Italy

⁶National Natural History Collections, Institute of Earth Sciences, Institute of Archaeology, The Hebrew University of Jerusalem, Jerusalem, Israel

Received 14 March 2024; Revised 22 May 2024; Accepted 30 May 2024

ABSTRACT: The long sedimentary sequence of Notarchirico has yielded evidence of one of the earliest Acheulean manifestations in Europe and of recurrent hominin occupation, spanning from the end of the interglacial MIS 17 to the glacial MIS 16 (~695–610 ka). Here, we report the new discovery of a lion, *Panthera spelaea*, from the site, based on a metatarsal from layer A. This part of the sequence dates to ~660–612 ka (MIS 16, ⁴⁰Ar/³⁹Ar age). Therefore, Notarchirico's lion represents the earliest confirmed occurrence of the species in southwestern Europe, although older findings are known from adjacent areas. Lions and several other large mammal species dispersed into Europe during the Early–Middle Pleistocene Transition, which also witnessed the spread of the Acheulean. Ecological and behavioural adaptability was probably key, for hominins and other species, to cope with the intense and recurrent environmental fluctuations that occurred during this period.

© 2024 The Authors. *Journal of Quaternary Science* Published by John Wiley & Sons Ltd

KEYWORDS: Carnivora; Early–Middle Pleistocene Transition; Europe; Hominin occupation; *Panthera fossilis*

Introduction

Between the end of the Early Pleistocene and the beginning of the Middle Pleistocene, the Earth's climate system witnessed a substantial change known as the Early–Middle Pleistocene Transition, EMPT (or Mid-Pleistocene Revolution; MPR), characterised by an increase in the amplitude of the glacial–interglacial cycles and of their periodicity, which shifted from 41 ka to ~100 ka (Lisiecki and Raymo, 2007; Clark et al., 2006; Head and Gibbard, 2015; Maslin and Brierley, 2015).

The Acheulean technological mode, denoted by the production of bifaces and the occurrence of more complex core technologies, reached Europe during the EMPT (Moncel et al., 2020; Ollé et al., 2023). The European Acheulean has been variously hypothesised to derive from local traditions or from the diffusion or new ideas or populations from outside (Moncel et al., 2023). In any case, the very late emergence of the Acheulean in Europe (around one million years later than in Africa) and its sudden spread to the northern and southern regions (Moncel et al., 2013; Ollé et al., 2013), calls for a study of the factors that might have favoured or triggered this diffusion. In this regard, large mammals are an important source of indirect information (Kahlke et al., 2011; Palombo, 2014; Iannucci, 2024).

Multiple bioevents occurred between ~900 and 700 ka, collectively characterising the Epivillafranchian–Galerian faunal turnover, a crucial event of intercontinental dispersal and faunal

replacement (see Azzaroli, 1983; Iannucci and Sardella, 2023, for discussion). For example, the local extinction of the giant hyena *Pachycrocuta brevirostris* and the appearance of *Crocota* occurred at ~800 ka (Iannucci et al., 2021). Many other large mammals appeared in the European fossil record arriving from Asia and Africa, including the straight-tusked elephant *Palaeoloxodon antiquus*, the red deer *Cervus elaphus*, and the wild boar *Sus scrofa*, among others (Kahlke et al., 2011; Martínez-Navarro and Rabinovich, 2011; Bellucci et al., 2015; Van der Made et al., 2017; Iannucci et al., 2021).

The onset of the Acheulean in Europe emphasises the ongoing changes, although its timing and modality remains enigmatic, due to the paucity of early well-dated archaeological sites. Some species, like *Palaeoloxodon antiquus* and *Cervus elaphus*, are sporadically documented in some latest Early Pleistocene localities, becoming widespread during the Middle Pleistocene (Rocca et al., 2023). Similarly, the latest Early Pleistocene site of Barranc de la Boella, in Spain, yielded some crudely made large cutting tools (Vallverdú et al., 2014; Ollé et al., 2023), while elaborate biface production appeared suddenly ~700 ka in western Europe (Moncel et al., 2020).

Pleistocene lions (or lion-like felids) form a group close to the extant *Panthera leo*, but they had already diverged from it in the Early Pleistocene, being assigned to distinct species (*Panthera fossilis* and *Panthera spelaea*) or subspecies of the cave lion *Panthera spelaea* (the latter approach is followed herein), based mainly on craniodental metrics and morphology (Argant and Brugal, 2017; Prat-Vericat et al., 2022; Sabol

*Correspondence: Alessio Iannucci, as above.
Email: alessio.iannucci@mnf.uni-tuebingen.de




Figure 1. (A) Geographic location of Notarchirico (Venosa) in southern Italy (the star indicates the position of the site). (B) Composite section of the stratigraphic succession of Notarchirico showing dates and position of the lion specimen. (C) External view of the building within the Archaeological Park of Notarchirico. (D) View of the trench SI 2. (E) Detail of the area where the lion specimen was identified. (F) The lion specimen *in situ*. [Color figure can be viewed at [wileyonlinelibrary.com](https://onlinelibrary.wiley.com)]

et al., 2022; Marciszak et al., 2023). Although the lion dispersal is often considered to be an important bioevent within the Galerian faunal turnover (Palombo et al., 2008), the species is poorly documented during the early Middle Pleistocene (Prat-Vericat et al., 2022). Until now, the oldest published record from southwestern Europe was an isolated upper carnassial from Isernia La Pineta (Sala, 1990), dated at ~583–561 ka (at the end of the interglacial MIS 15; Peretto et al., 2015).

Here we report robust evidence that contribute to reliably constrain the chronology of the earliest occurrence of *Panthera*

spelaea in southwestern Europe, based on material from the well-dated Layer A of Notarchirico (MIS 16).

Geological setting and chronology

The Basilicata region in southern Italy (Fig. 1a) preserves long archaeological sequences in volcano–sedimentary settings linked to the activity of the Vulture stratovolcano (Lefèvre et al., 2010). Notarchirico (Venosa Basin), systematically excavated between 1979 and 1995 (Piperno, 1999) and again since 2016, yielded a

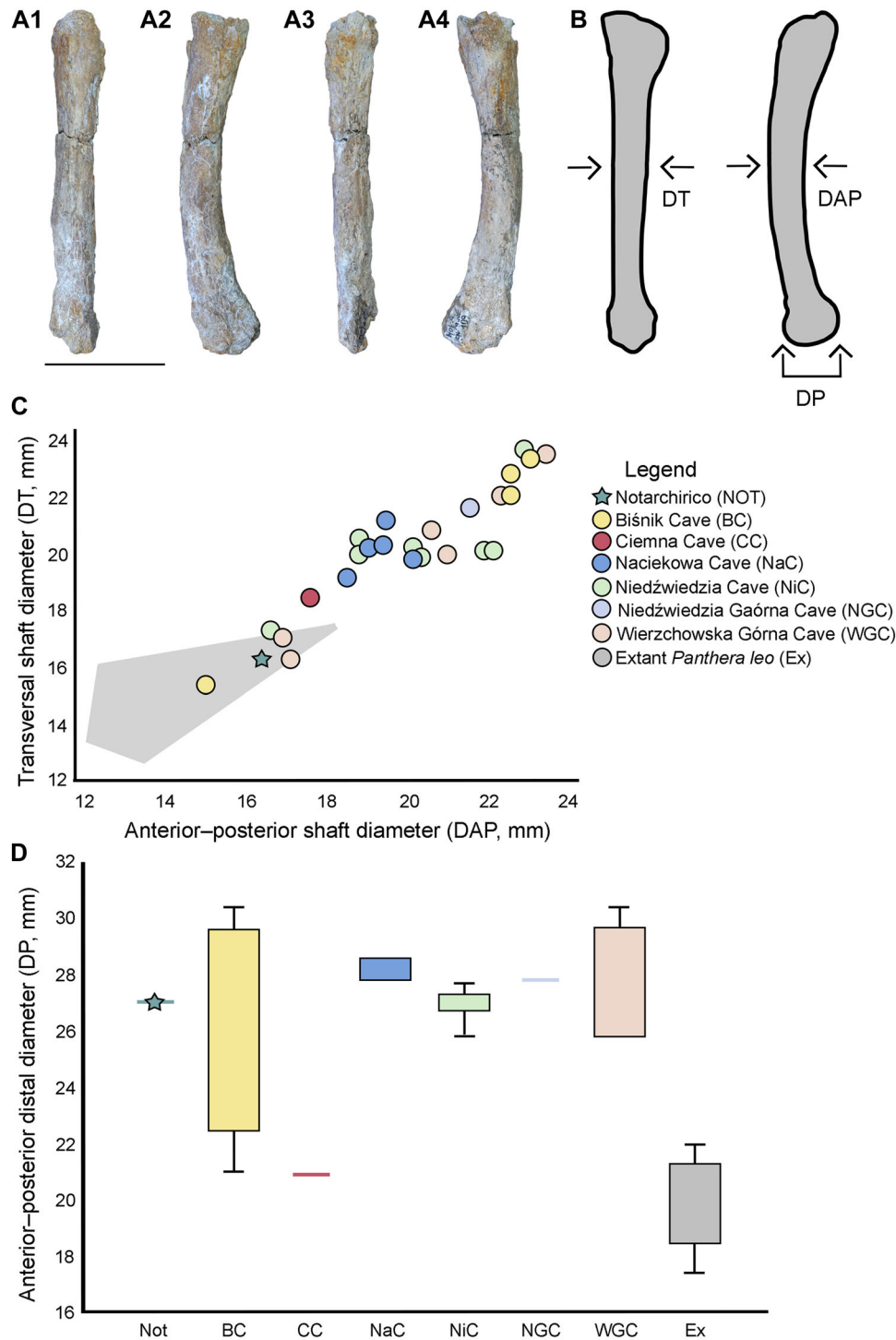


Figure 2. (A) the newly identified left fourth metatarsal of a lion, *Panthera spelaea*, from Notarchirico (Venosa) in anterior (A1), external (A2), posterior (A3) and internal (A4) views. (B) The protocol for taking the measurements considered in the biometric comparison. (C) Bivariate comparison of the shaft diameters. (D) Box plot of the DP. Note that the Notarchirico specimen is damaged and the true size would have been greater than the measured values. The raw data used in the comparison are from Marciszak et al. (2021) and Prat-Vericat et al. (2022); see the supplementary dataset. [Color figure can be viewed at [wileyonlinelibrary.com](https://onlinelibrary.wiley.com)]

thick sequence of fluvial sediments including multiple archaeological levels dated between ~610 and 695 ka and represents one of the earliest Acheulean sites in Europe (Moncel et al., 2020, 2023; Pineda et al., 2024) (Fig. 1). A hominin femur fragment, the oldest *Homo* fossil in Italy, was also found in the upper part of the sequence (level α). The chronology of the entire sequence is constrained by $^{40}\text{Ar}/^{39}\text{Ar}$ and ESR ages obtained during the new research activities, revealing that hominins recurrently inhabited the area of Notarchirico during the period encompassing the end of the interglacial MIS 17 to the glacial MIS 16 (Moncel et al., 2020, 2023) (Fig. 1b).

Layer A (stratigraphic unit 1-1, Pereira et al., 2015), where the lion remains have been discovered, is located at the top part of the sequence. Layer A or 1-1 is stratigraphically constrained between two $^{40}\text{Ar}/^{39}\text{Ar}$ -dated volcanoclastic levels; Layer 1-3, lying immediately above Layer A, and Layer 2-6, ~1.5 m below Layer A (Fig. 1b). The younger population crystals extracted from the Layers 1-3 and 2-6 yielded statistically indistinguishable ages of 658 ± 9 ka and 661 ± 4 ka, which also occur in Layers 2-1 and 2-2, ~2.5 m below Layer A, and in Layer 1-5, ~1.5 m above Layer A, suggesting that they derived from the reworking of the same pyroclastic units of the Vulture Rionero subsynthem (Pereira et al., 2015). The uppermost layer of the Notarchirico succession

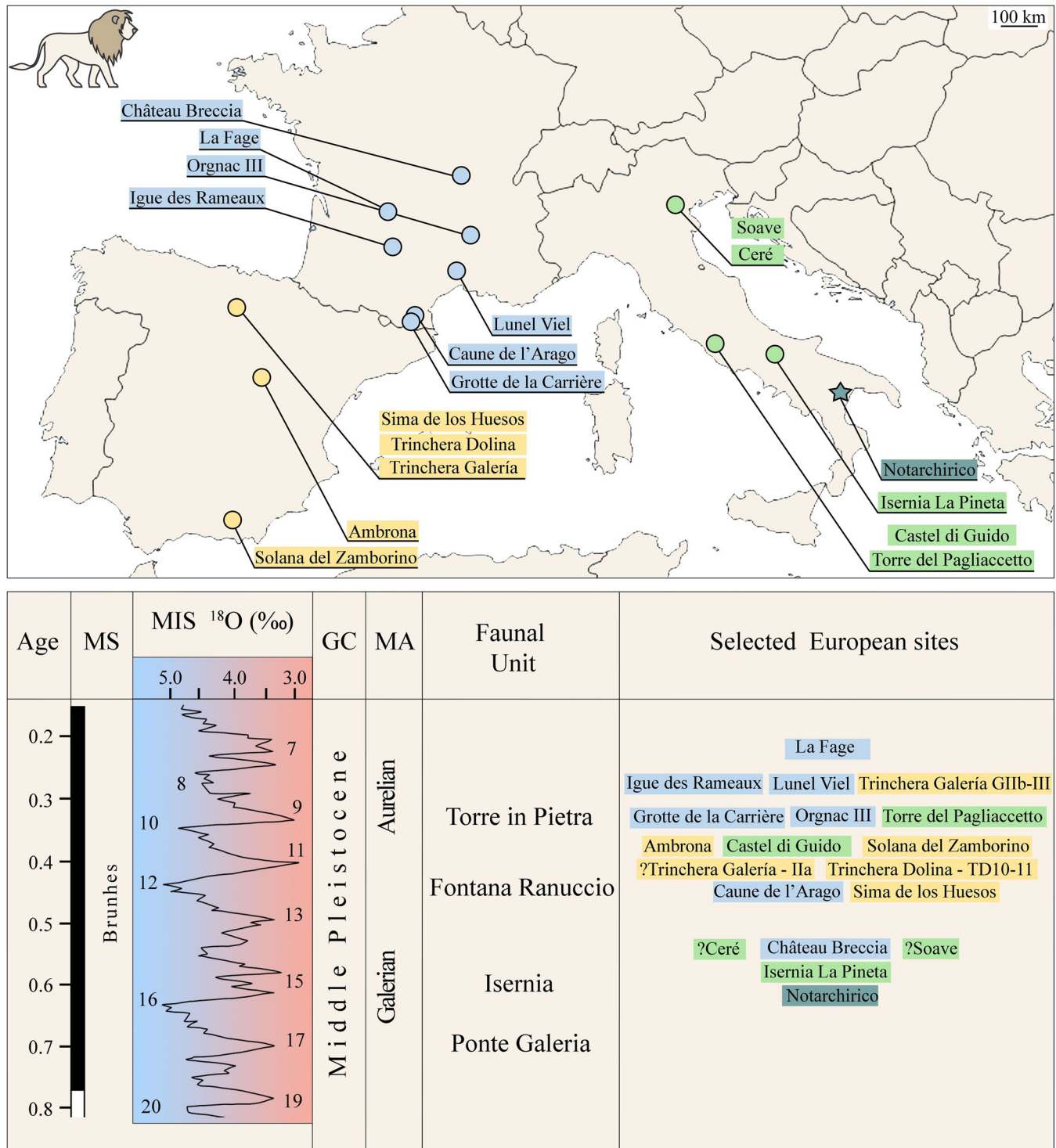


Figure 3. Geographical and chronological distribution of Middle Pleistocene lions in southwestern Europe. MS = magnetostratigraphy, GC = geochronology, MA = mammal age. For references, see Table 1. [Color figure can be viewed at [wileyonlinelibrary.com](https://onlinelibrary.wiley.com/terms-and-conditions)]

(I-6b) is instead dated to 658 ± 9 ka (Fig. 1b). Therefore, Layer A can be confidently constrained between ~ 660 ka and ~ 612 ka, representing, respectively, terminus *post quem* and *ante quem* for its deposition. According to palynological analyses, Layer A was deposited in an open and cold environment (Piperno, 1999). It has been excavated over a large area of 120 m² and is a 20 cm-thick sediment of alluvial deposits with sands, silts and clays (Fig. 1d–f). This indicates low-energy fluvial sedimentation and regular inputs of volcanic material, along a lake or into channels. Layer A yielded 316 lithic tools and 544 faunal remains (Piperno, 1999). A large quantity of artefacts is in limestone (75%) composed of pebble tools or entire pebbles with percussion marks. Only two bifaces in limestone are considered to be attributed to this layer, associated with a limestone polyhedral. The light-duty tools are made of flakes, denticulates and scrapers. Few cores are described.

The faunal remains were attributed to *Elephas* (= *Palaeoloxodon antiquus*, Bovinae indet., Bovinae cfr. *Bos primigenius*, *Bos primigenius*, *Sus scrofa*, Cervidae, *Cervus elaphus*, *Cervus* cfr. *elaphus*, *Dama clatoniana*, *Dama* cfr. *clatoniana*, Dama-like deer, *Megaceroides* (= *Praemegaceros*) sp., *Lepus* cfr. *europaeus* (Piperno, 1999).

Materials and methods

The lion specimen from Layer A of Notarchirico (NOT A 5N-9/10E 109) was identified in trench SI 2 (Piperno, 1999), during surveys on the archaeosurfaces excavated until the 1990s, which are musealised *in situ* and housed in a permanent building within the Archaeological Park of Notarchirico (Fig. 1). The fossil was removed and cleaned before the study and relocated in its original position after the morphological and biometric analyses.

The anatomical and taxonomical attribution, and the morphological characterisation of the specimen have been supported by direct comparison with modern lion material, *Panthera leo*, from the osteological collection of the PaleoFactory laboratory (Department of Earth Sciences, Sapienza University of Rome) and with fossil material of *Homotherium latidens* from Pirro Nord (see Petrucci et al., 2013). Once identified as a lion metatarsal IV, we carried out a biometric analysis based on measurements that were possible to take owing to its state of preservation, comparing it with other fossil remains from the Pleistocene of

Europe and a sample of extant *Panthera leo* measured using the same protocol, as illustrated in Fig. 2.

Taphonomic analysis of the surface includes the evaluation of the portion of the preserved cortical tissue. Weathering was analysed according to Behrensmeyer's (1978) stages. Other post-depositional modifications were also examined (Lyman, 1994).

Results

NOT A 5N-9/10E 109 is a left metatarsal IV of a large felid (Fig. 2). The curved morphology of the bone aligns it to a pantherine cat (rather than, e.g. *Homotherium*) and its very large size allows us to exclude an attribution to the relatively small *Panthera gombaszoegensis* and to assign it to the lion species present in the Pleistocene of Europe, *Panthera spelaea*. The specimen preserves the shaft and part of the epiphyses. The state of preservation of the bone can be defined as poor, due to the high loss of cortical tissue affecting more than 50% of its surface. The metatarsal shows signs of weathering (stage 2, *sensu* Behrensmeyer (1978)) with cracks and signs of chemical dissolution of the surfaces. There is also dispersion of iron and manganese oxide on the surface. Proximally, the bone is severely damaged just above the base of the articular facet with metatarsal V. Distally, neither the sesamoid fossa (anteriorly) nor the sesamoid impressions (posteriorly) are clearly noticeable, although a faint notch suggests their position that separates the shaft from the head of the bone. The sagittal crest of the trochlea is eroded but visible, and it separates the better-preserved external side from the internal, which is completely missing.

The status of the bone limits the acquisition of precise measurements, though some can be taken with good reliability. The antero-posterior diameter of the preserved portion of the distal end measures ~ 27 mm, the minimum antero-posterior diameter of the shaft is ~ 16.4 mm, approximately the same value of the transversal diameter (~ 16.3 mm). Considering that the surface of the bone is incompletely preserved, the true size would have been greater than the obtained measurements. This is evident in the bivariate comparison of the shaft diameters, in which the Notarchirico's lion plots among the smallest fossil specimens (Fig. 2C), while the distal end, relatively better preserved, is larger and well above the range of extant lions (Fig. 2D).

Table 1. Middle Pleistocene sites with lion remains in southwestern Europe. Dubious occurrences are not included.

Site	Country	Age (MIS)	References
Notarchirico – layer A	Italy	16	This work
Isernia La Pineta	Italy	15	Sala (1990); Peretto et al. (2015)
Cerè Cave	Italy	15–13?	Ghezzi et al. (2014)
Soave (various localities)	Italy	15–11?	Bona and Sardella (2012)
Castel di Guido	Italy	11	Sala and Barbi (1996); Marra et al. (2022)
Torre del Pagliaccetto - lower level	Italy	9	Caloi and Palombo (1978); Villa et al. (2016)
Château Breccia	France	15–13	Argant and Brugal (2017)
Caune de l'Arago	France	12	Argant and Brugal (2017); Lebreton and López-García (2023)
Igue des Rameaux	France	11–7	Argant and Brugal (2017)
Orgnac III	France	10–8	Argant and Brugal (2017)
Grotte de la Carrière	France	9	Prat-Vericat et al. (2022)
Lunel-Viel	France	9 or 7	Argant and Brugal (2017)
La Fage	France	7	Argant and Brugal (2017)
Sima de los Huesos	Spain	12	García et al. (2024)
Trinchera Galería Gilla	Spain	13–9?	García (2003); Demuro et al. (2014)
Trinchera Dolina TD10-TD11	Spain	11–10	García (2003); Campaña et al. (2017)
Ambrona	Spain	11	Soto et al. (2001); Santonja et al. (2018)
Solana del Zamborino	Spain	12–9	Martín-Penela (1988); Álvarez-Posada et al. (2017)
Trinchera Galería GIIb-III	Spain	9–8	García (2003); Demuro et al. (2014)

Discussion and conclusions

Deciphering the timing of the lion dispersal into southwestern Europe is challenging. On the one hand, lion remains are known from western Siberia in sediments correlated to the Jaramillo subchron, ~1.07–0.99 Ma (Sotnikova and Forova, 2014); Kozi Grzbiet, in Poland, at ~750–700 ka (Marciszak et al., 2021); southern England, at least since MIS 17 (Lewis et al., 2010); and a large-sized phalanx of a pantherine cat has been reported from Barranc de la Boella, alongside the existence of undescribed material from Vallparadis and Cueva Victoria, all from the latest Early Pleistocene of Spain (Madurell-Malapeira et al., 2019). On the other hand, the finding from Layer A of Notarchirico described herein is the earliest in southwestern Europe with a robust chronological constraint (Fig. 3), and only dates to ~660–612 ka.

At Notarchirico, some large mammal species, like hippopotamuses and macaques, are currently documented only in the lowest portion of the sequence, which correlates with the end of the interglacial MIS 17 (Moncel et al., 2020; Mecozzi et al., 2021), while hominins regularly occupied Notarchirico, probably taking advantage of the presence of raw materials, water, plants, meat and wood (Moncel et al., 2023). Large carnivores have long been known only from an unstratified finding of a canid humerus (Piperno, 1999), but their presence is now documented throughout the sequence, including the lion remains described herein (Layer A), recently recovered canid material (Layer I), and indirectly evidenced by tooth marks on bones (Layers G, H and I).

During the EMPT, new large mammals appeared in the European fossil record arriving from Asia (lion, deer, wild boar) and Africa (hyena, straight-tusked elephant), alongside the spread of biface production and more complex core technologies (technological Mode 2, Acheulean). In this changing world, ecological and behavioural adaptability might have played a key role, for hominins and other species (Moncel et al., 2020; Iannucci, 2024). However, our knowledge on the timing and interrelationships between the different (bio)events occurred during the EMPT is still rather imperfect, emphasising the crucial need to promptly provide data from sites with robust chronologies, like the early lion occurrence from the Layer A of Notarchirico.

Acknowledgements. We thank the Soprintendenza Archeologia Belle Arti e Paesaggio della Basilicata and the Direzione Regionali Musei Basilicata for their scientific and logistic support, Dr Francesco Canestrini, Dr Francesca Carinci, Dr Teresa Elena Cinquantaquattro, Arch. Annamaria Mauro, Dr Sabrina Mutino, Dr Romina Pirraglia and Dr Luigina Tomay. We also thank the Venosa Museum, the city of Venosa and the mayor Marianna Iovanni, Dr Antonio Mantrisi and Dr Rosanna Calabrese for their assistance. Fieldwork was carried out with the financial and scientific support of the Leakey Foundation ('Early Evidence of Acheulean bifacial technology in Europe' grant, 2015–2016 and 2019–2021), the National Museum of Natural History, Paris, France (ATM Action Transversale du Muséum, 2016–2018), and the ERC-Adv. LATEUROPE n°101052653. A. Iannucci is supported by a Humboldt Research Fellowship provided by the Alexander von Humboldt Foundation. A. Pineda is supported by the LATEUROPE project (Grant agreement ID 101052653) that has received funding from the European Research Council (ERC) under the European Union's HORIZON1.1 research programme. IPHES-CERCA has received financial support from the Spanish Ministry of Science and Innovation through the 'María de Maeztu' programme for Units of Excellence (CEX2019-000945-M). This research received support from the SYNTHESYS+ Project <http://www.synthesys.info/> which is financed by the European Community Research Infrastructure Action under the H2020 Integrating Activities Programme, Project number 823827 (grants HU-TAF-Call4-Iannucci and HU-TAF-Call4-Mecozzi at the Hungarian Natural History

Museum, Budapest). We are thankful to B. Giaccio and one anonymous reviewer for their valuable comments. Open Access funding enabled and organized by Projekt DEAL.

Conflict of interest—The authors declare that they have no conflicts of interest.

Author contributions—A. Iannucci conceptualised the paper. A. Iannucci, M.-H. Moncel and A. Pineda wrote the paper. A. Iannucci, B. Mecozzi, A. Pineda, M. Carpentieri, R. Rabinovich and M.-H. Moncel conducted the fieldwork. A. Iannucci, B. Mecozzi, R. Sardella and R. Rabinovich worked on systematic palaeontology. B. Mecozzi prepared the figures. A. Pineda worked on taphonomy. All authors exchanged ideas and reviewed the manuscript.

Data availability statement

All data analysed during this study are included in this article or in the accompanying supporting information.

Supporting information

Additional supporting information can be found in the online version of this article.

Dataset. Raw data used in the biometric comparison.

Abbreviations. EMPT, Early–Middle Pleistocene Transition; ESR, Electron spin resonance; MIS, Marine Isotope Stage; MPR, Mid-Pleistocene Revolution.

References

- Álvarez-Posada, C., Parés, J.M., Sala, R., Viseras, C. & Pla-Pueyo, S. (2017) New magnetostratigraphic evidence for the age of Acheulean tools at the archaeo-palaeontological site "Solana del Zamborino" (Guadix–Baza Basin, S Spain). *Scientific Reports*, 7(1), 13495.
- Argant, A. & Brugal, J.P. (2017) The cave lion *Panthera (Leo) spelaea* and its evolution: *Panthera spelaea intermedia* nov. subspecies. *Acta Zoologica Cracoviensia*, 60(2), 58–103.
- Azzaroli, A. (1983) Quaternary mammals and the "end-Villafranchian" dispersal event—a turning point in the history of Eurasia. *Palaeogeography, Palaeoclimatology, Palaeoecology*, 44(1–2), 117–139.
- Behrensmeier, A.K. (1978) Taphonomic and ecologic information from bone weathering. *Paleobiology*, 4(2), 150–162.
- Bellucci, L., Sardella, R. & Rook, L. (2015) Large mammal biochronology framework in Europe at Jaramillo: the Epivillafranchian as a formal biochron. *Quaternary International*, 389, 84–89.
- Bona, F. & Sardella, R. (2012) The Middle Pleistocene large felids (Mammalia) from brecce di Soave (Verona, NE Italy). *Rivista Italiana di Paleontologia e Stratigrafia*, 118(1), 193–199.
- Caloi, L. & Palombo, M.R. (1978) Anfibi, rettili e mammiferi di Torre del Pagliaccetto (Torre in Pietra, Roma). *Quaternaria*, 20, 315–428.
- Campana, I., Benito-Calvo, A., Pérez-González, A., Ortega, A.I., Bermúdez de Castro, J.M. & Carbonell, E. (2017) Pleistocene sedimentary facies of the Gran Dolina archaeo-paleoanthropological site (Sierra de Atapuerca, Burgos, Spain). *Quaternary International*, 433, 68–84.
- Clark, P.U., Archer, D., Pollard, D., Blum, J.D., Rial, J.A., Brovkin, V. et al. (2006) The Middle Pleistocene transition: characteristics, mechanisms, and implications for long-term changes in atmospheric pCO₂. *Quaternary Science Reviews*, 25(23–24), 3150–3184.
- Demuro, M., Arnold, L.J., Parés, J.M., Pérez-González, A., Ortega, A.I., Arsuaga, J.L. et al. (2014) New luminescence ages for the Galería Complex archaeological site: resolving chronological uncertainties on the acheulean record of the Sierra de Atapuerca, Northern Spain. *PLoS One*, 9(10), e110169.
- García, N. (2003) Osos y otros carnívoros de la Sierra de Atapuerca. Fundación Oso de Asturias.
- García, N., Jimenez, I.J., Blázquez-Orta, R. & Arsuaga, J.L. (2024) Updates to the carnivore fauna from the Sima de los Huesos. *The Anatomical Record*, 307, 2246–2258.

- Ghezzi, E., Berté, D.F. & Sala, B. (2014) The revaluation of Galerian Canidae, Felidae and Mustelidae of the Cerè Cave (Verona, Northeastern Italy). *Quaternary International*, 339–340, 76–89.
- Head, M.J. & Gibbard, P.L. (2015) Early–Middle Pleistocene transitions: linking terrestrial and marine realms. *Quaternary International*, 389, 7–46.
- Iannucci, A. (2024) Ecospace occupancy and disparity in Pleistocene large carnivores of Europe and implications for hominin dispersal and ecological role. *Quaternary Science Reviews*, 329, 108562.
- Iannucci, A., Mecozzi, B., Sardella, R. & Iurino, D.A. (2021) The extinction of the giant hyena *Pachycrocuta brevirostris* and a reappraisal of the Epivillafranchian and Galerian Hyaenidae in Europe: Faunal turnover during the Early–Middle Pleistocene Transition. *Quaternary Science Reviews*, 272, 107240.
- Iannucci, A. & Sardella, R. (2023) What does the “Elephant–Equus” event mean today? Reflections on mammal dispersal events around the Pliocene–Pleistocene boundary and the flexible ambiguity of biochronology. *Quaternary*, 6(1), 16.
- Kahlke, R.D., García, N., Kostopoulos, D.S., Lacombe, F., Lister, A.M., Mazza, P.P.A. et al. (2011) Western Palaeartic palaeoenvironmental conditions during the Early and early Middle Pleistocene inferred from large mammal communities, and implications for hominin dispersal in Europe. *Quaternary Science Reviews*, 30(11–12), 1368–1395.
- Lebreton, L. & López-García, J.M. (2023) Stage or sub-stage: the contribution of small mammals to the characterization of Middle Pleistocene local climate variation. *Quaternary*, 6(4), 54.
- Lefèvre, D., Raynal, J.P., Vernet, G., Kieffer, G. & Piperno, M. (2010) Tephro-stratigraphy and the age of ancient Southern Italian Acheulean settlements: The sites of Loreto and Notarchirico (Venosa, Basilicata, Italy). *Quaternary International*, 223–224, 360–368.
- Lewis, M., Pacher, M. & Turner, A. (2010) The larger Carnivora of the West Runton freshwater bed. *Quaternary International*, 228(1–2), 116–135.
- Lisiecki, L.E. & Raymo, M.E. (2007) Plio–Pleistocene climate evolution: trends and transitions in glacial cycle dynamics. *Quaternary Science Reviews*, 26(1–2), 56–69.
- Lyman, R.L. (1994) *Vertebrate Taphonomy*. Cambridge: Cambridge University Press.
- Van der Made, J., Rosell, J. & Blasco, R. (2017) Faunas from Atapuerca at the Early–Middle Pleistocene limit: The ungulates from level TD8 in the context of climatic change. *Quaternary International*, 433, 296–346.
- Madurell-Malapeira, J., Sorbelli, L., Montoya, S.R. et al. (2019). Acheulean tools and Villafranchian taxa: the latest Early Pleistocene large mammal assemblage from Barranc de la Boella (NE Iberian Peninsula). In *Libro de Resúmenes de las XXXV Jornadas de Paleontología: Baza 2-5 de octubre 2019* (pp. 161–168).
- Marciszak, A., Ivanoff, D.V., Semenov, Y.A., Talamo, S., Ridush, B., Stupak, A. et al. (2023) The Quaternary lions of Ukraine and a trend of decreasing size in *Panthera spelaea*. *Journal of Mammalian Evolution*, 30(1), 109–135.
- Marciszak, A., Lipecki, G., Pawłowska, K., Jakubowski, G., Ratajczak-Skrzatek, U., Zarzecka-Szubińska, K. et al. (2021) The Pleistocene lion *Panthera spelaea* (Goldfuss, 1810) from Poland—a review. *Quaternary International*, 605–606, 213–240.
- Marra, F., Pereira, A., Boschian, G. & Nomade, S. (2022) MIS 13 and MIS 11 aggradational successions of the Paleo-Tiber delta: Geochronological constraints to sea-level fluctuations and to the Acheulean sites of Castel di Guido and Malagrotta (Rome, Italy). *Quaternary International*, 616, 1–11.
- Martín Penela, A. (1988) Los grandes mamíferos del yacimiento Achelense de la Solana del Zamborino, Fonelas (Granada, España). *Antropología y Paleocología humana*, 5, 29–187.
- Martínez-Navarro, B. & Rabinovich, R. (2011) The fossil Bovidae (Artiodactyla, Mammalia) from Geshen Benot Ya ‘aqov, Israel: Out of Africa during the Early–Middle Pleistocene transition. *Journal of Human Evolution*, 60(4), 375–386.
- Maslin, M.A. & Brierley, C.M. (2015) The role of orbital forcing in the Early Middle Pleistocene Transition. *Quaternary International*, 389, 47–55.
- Mecozzi, B., Iannucci, A., Sardella, R., Curci, A., Daujeard, C. & Moncel, M.H. (2021) *Macaca ulna* from new excavations at the Notarchirico Acheulean site (Middle Pleistocene, Venosa, southern Italy). *Journal of Human Evolution*, 153, 102946.
- Moncel, M.H., Despriée, J., Voinchet, P., Tissoux, H., Moreno, D., Bahain, J.J. et al. (2013) Early evidence of Acheulean settlement in northwestern Europe–La Noira Site, a 700 000 year-old occupation in the center of France. *PLoS One*, 8(11), e75529.
- Moncel, M.H., Lemorini, C., Eramo, G., Fioretti, G., Daujeard, C., Curci, A. et al. (2023) A taphonomic and spatial distribution study of the new levels of the middle Pleistocene site of Notarchirico (670–695 ka, Venosa, Basilicata, Italy). *Archaeological and Anthropological Sciences*, 15(7), 106.
- Moncel, M.H., Santagata, C., Pereira, A., Nomade, S., Voinchet, P., Bahain, J.J. et al. (2020) The origin of early Acheulean expansion in Europe 700 ka ago: new findings at Notarchirico (Italy). *Scientific Reports*, 10(1), 13802.
- Ollé, A., Lombao, D., Asryan, L., García-Medrano, P., Arroyo, A., Fernández-Marchena, J.L. et al. (2023) The earliest European Acheulean: new insights into the large shaped tools from the late Early Pleistocene site of Barranc de la Boella (Tarragona, Spain). *Frontiers in Earth Science*, 11, 1188663.
- Ollé, A., Mosquera, M., Rodríguez, X.P., de Lombera-Hermida, A., García-Antón, M.D., García-Medrano, P. et al. (2013) The Early and Middle Pleistocene technological record from Sierra de Atapuerca (Burgos, Spain). *Quaternary International*, 295, 138–167.
- Palombo, M.R. (2014) Deconstructing mammal dispersals and faunal dynamics in SW Europe during the Quaternary. *Quaternary Science Reviews*, 96, 50–71.
- Palombo, M.R., Sardella, R. & Novelli, M. (2008) Carnivora dispersal in Western Mediterranean during the last 2.6 Ma. *Quaternary International*, 179(1), 176–189.
- Pereira, A., Nomade, S., Voinchet, P., Bahain, J.J., Falguères, C., Garon, H. et al. (2015) The earliest securely dated hominin fossil in Italy and evidence of Acheulean occupation during glacial MIS 16 at Notarchirico (Venosa, Basilicata, Italy). *Journal of Quaternary Science*, 30(7), 639–650.
- Peretto, C., Arnaud, J., Moggi-Cecchi, J., Manzi, G., Nomade, S., Pereira, A. et al. (2015) A human deciduous tooth and new ⁴⁰Ar/³⁹Ar dating results from the Middle Pleistocene archaeological site of Isernia La Pineta, southern Italy. *PLoS One*, 10(10), e0140091.
- Petrucchi, M., Cipullo, A., Martínez-Navarro, B., Rook, L. & Sardella, R. (2013) The late Villafranchian (Early Pleistocene) carnivores (Carnivora, Mammalia) from Pirro Nord (Italy). *Palaeontographica Abteilung A*, 298, 113–145.
- Pineda, A., Mecozzi, B., Iannucci, A., Carpentieri, M., Sardella, R., Rabinovich, R. et al. (2024) Reevaluating the “elephant butchery area” at the Middle Pleistocene site of Notarchirico (MIS 16) (Venosa Basin, Basilicata, Italy). *Quaternary Science Reviews*, 331, 108603.
- Piperno, M. (Ed.) (1999) Notarchirico. Un sito del Pleistocene medio iniziale nel bacino di Venosa, Edizioni Osanna.
- Prat-Vericat, M., Marciszak, A., Rufí, I., Sorbelli, L., Llenas, M., Lucenti, S.B. et al. (2022) Middle Pleistocene steppe lion remains from Grotte de la Carrière (Têt Valley, eastern Pyrenees). *Journal of Mammalian Evolution*, 29(3), 547–569.
- Rocca, R., Giannandrea, P., Pereira, A., Bahain, J.J., Boschian, F., Da Costa, A. et al. (2023) Multidisciplinary study of the Lower Palaeolithic site of Cimitero di Atella (Basilicata), Italy. *Quaternary International*, 676, 1–26.
- Sabol, M., Tomašových, A. & Gullár, J. (2022) Geographic and temporal variability in Pleistocene lion-like felids: Implications for their evolution and taxonomy. *Palaeontologia Electronica*, 25(2), 1–27.
- Sala, B. (1990) *Panthera leo fossilis* (v. Reich., 1906) (Felidae) de Isernia la Pineta (Pléistocène moyen inférieur d’Italie). *Geobios*, 23(2), 189–194.
- Sala, B. & Barbi, G. (1996) Descrizione della fauna. In: Radmilli, A.M. & Boschian, G. (Eds.) *Gli scavi a Castel di Guido, il più antico giacimento di cacciatori del Paleolitico inferiore nell’Agro Romano*. Istituto Italiano di Preistoria e Protostoria. pp. 55–90.
- Santonja, M., Rubio-Jara, S., Panera, J., Sánchez-Romero, L., Tarrío, A. & Pérez-González, A. (2018) Ambrona revisited: The Acheulean lithic

- industry in the lower stratigraphic complex. *Quaternary International*, 480, 95–117.
- Sotnikova, M.V. & Foronova, I.V. (2014) First Asian record of *Panthera (Leo) fossilis* (Mammalia, Carnivora, Felidae) in the early Pleistocene of western Siberia, Russia. *Integrative Zoology*, 9(4), 517–530.
- Soto, E., Sesè, C., Pèrez-Gonzalez, A. & Santonja M. (2001) Mammal fauna with *Elephas (Palaeoloxodon) antiquus* from the lower members of Ambrona (Soria, Spain). In: Cavarretta, G. (Ed.), The World of Elephants. Proceedings of the 1st International Congress. October, Roma, (pp. 607–610).
- Vallverdú, J., Saladié, P., Rosas, A., Huguet, R., Cáceres, I., Mosquera, M. et al. (2014) Age and date for early arrival of the Acheulian in Europe (Barranc de la Boella, la Canonja, Spain). *PLoS One*, 9(7), e103634.
- Villa, P., Soriano, S., Grün, R., Marra, F., Nomade, S., Pereira, A. et al. (2016) The Acheulian and early Middle Paleolithic in Latium (Italy): stability and innovation. *PLoS One*, 11(8), e0160516.