



**HAL**  
open science

## Genetic tracing reveals the role of ornamental plant trade in the simultaneous spread of three invasive ant species in Western Europe

Giovanny Destour, Bernard Kaufmann, Julia Centanni, Zaynab Abdelli, Claudie Doums, Adeline Dumet, Jérôme Gippet, Luc Gomel, Annick Lucas, Hugo Tauru, et al.

### ► To cite this version:

Giovanny Destour, Bernard Kaufmann, Julia Centanni, Zaynab Abdelli, Claudie Doums, et al.. Genetic tracing reveals the role of ornamental plant trade in the simultaneous spread of three invasive ant species in Western Europe. 2024. hal-04617939

**HAL Id: hal-04617939**

**<https://hal.science/hal-04617939v1>**

Preprint submitted on 19 Jun 2024

**HAL** is a multi-disciplinary open access archive for the deposit and dissemination of scientific research documents, whether they are published or not. The documents may come from teaching and research institutions in France or abroad, or from public or private research centers.

L'archive ouverte pluridisciplinaire **HAL**, est destinée au dépôt et à la diffusion de documents scientifiques de niveau recherche, publiés ou non, émanant des établissements d'enseignement et de recherche français ou étrangers, des laboratoires publics ou privés.

# Genetic tracing reveals the role of ornamental plant trade in the simultaneous spread of three invasive ant species in Western Europe

Destour, G<sup>1</sup>, Kaufmann, B<sup>2</sup>, Centanni, J<sup>1</sup>, Abdelli, Z<sup>3</sup>, Doums, C<sup>4</sup>, Dumet, A<sup>2</sup>, Gippet, JMW<sup>5</sup>, Gomel, L<sup>6</sup>, Lucas, A<sup>1</sup>, Tauru, H<sup>2</sup>, Vergnes, A<sup>1</sup>, Blatrix, R<sup>1</sup>, Javal, M<sup>1,7</sup>

<sup>1</sup> CEFE, Université Montpellier, CNRS, EPHE, IRD, Université Paul Valéry Montpellier 3, 34293 Montpellier, France

<sup>2</sup> Université Claude Bernard Lyon 1, LEHNA UMR 5023, CNRS, ENTPE, F-69622, Villeurbanne, France

<sup>3</sup> Ville de Montpellier, Montpellier, France

<sup>4</sup> Institut de Systématique, Évolution, Biodiversité (ISYEB), UMR 7205, EPHE-PSL, MNHN, CNRS, Sorbonne Université, Université des Antilles, 75005 Paris, France

<sup>5</sup> Department of Ecology and Evolution, University of Lausanne, 1015 Lausanne, Switzerland

<sup>6</sup> Direction de la transition écologique et sociétale, Université Paul Valéry Montpellier, Montpellier, France

<sup>7</sup> CBGP, IRD, CIRAD, INRAE, Institut Agro Montpellier, Univ Montpellier, Montpellier, France

\*Corresponding author

Correspondence: [destourgiovanny@gmail.com](mailto:destourgiovanny@gmail.com)

Orcid numbers:

Destour: 0009-0002-5725-5816

Kaufmann : 0000-0001-9097-3452

Tauru: 0009-0002-2115-2831

Gippet: 0000-0002-1952-028X

Blatrix: 0000-0003-1662-7791

Javal : 0000-0001-7878-2936

Centanni : 0000-0002-3056-6916

Doums : 0000-0001-6284-2412

Dumet : 0000-0003-2249-1085

Vergnes : 0000-0002-6128-0793

44  
45  
46  
47  
48  
49  
50  
51  
52  
53  
54  
55  
56  
57  
58  
59  
60  
61  
62  
63  
64  
65  
66  
67  
68  
69  
70  
71  
72  
73  
74  
75  
76  
77  
78  
79  
80  
81  
82  
83

## **ABSTRACT**

Understanding how human activities trigger biological invasions is crucial to prevent the environmental and socioeconomic costs of invasive species. The *Tapinoma nigerrimum* complex comprise four species of ants, three of which (*T. darioi*, *T. ibericum*, *T. magnum*) exhibit biological and ecological characteristics of invasive ant species. These three species are native to Western Mediterranean Europe and North Africa, but have been reported as invasive in northern Europe and in the French Mediterranean region. The trade in ornamental plants is a common invasion pathway for many taxa, but its role in the continental spread of invasive *Tapinoma* species remains unknown. This study aims to identify the role of Ornamental Plant Sales Outlets (OPSOs) in the introduction of these three species and to determine the geographical origin of populations present in French OPSOs. *Tapinoma* colonies were sampled in 103 OPSOs across five French urban areas, with a specific focus on the Mediterranean region. Collected ant workers were identified to the species level using 15 microsatellite markers. Genotypes were compared to genetic profiles of European and North African populations to trace the geographical origin of introduced populations. We found a high prevalence of invasive species in OPSOs, with 66% (16/24) of invaded OPSOs in the urban area of Montpellier and 31% (19/61) in the urban area of Lyon, suggesting an important role of OPSOs in the introduction of the three species. Multiple introductions were detected in Montpellier OPSOs, at species level (seven OPSOs with two or three invasive species) and between genetic clusters within species (five OPSOs with more than one genetic cluster for *T. magnum*). Based on genetic clustering, populations with probable origins in Spain or Italy were detected in the French OPSOs. These results are particularly worrying as multiple simultaneous introductions might promote a rapid genetic recovery from founder effects for one species or result in hybridization between species. Overall, our findings highlight the importance of the trade in ornamental plants in shaping insect invasions and increasing the risk of genetic mixing with unforeseeable consequences on species invasiveness.

**Keywords:** Biological invasion ; Garden centres ; Microsatellites ; Plant nurseries ; *Tapinoma darioi* ; *Tapinoma ibericum* ; *Tapinoma magnum*

## 1. Introduction

85 Understanding and preventing biological invasions is crucial because  
86 they are among the leading causes of the ongoing biodiversity crisis, and  
87 threaten human health and societies (McGeoch et al., 2010; Pyšek &  
88 Richardson, 2010; Diagne et al., 2021). Human activities, by introducing  
89 species into new habitats, are the main cause of biological invasions globally  
90 (van Kleunen et al., 2015; Bonnamour et al., 2021). Among the many species  
91 transported by humans at global scale, some are able to establish and thrive  
92 in novel environments, potentially spreading beyond their initial introduction  
93 point and causing damages (Broennimann et al., 2007; Young et al., 2017;  
94 Pyšek et al., 2020; Fenn-Moltu et al., 2023). Insects, because of their small size,  
95 are easily unintentionally transported by human activities through the  
96 contamination of traded materials or by hitchhiking on vehicles (Meurisse et  
97 al., 2019; Gippet et al., 2019).

98 Ants are among the most destructive invasive animal species, causing  
99 harm not only to biodiversity but also generating important socio-economic  
100 impacts (e.g. health issues, agricultural losses, costs of control and  
101 eradication) (Lach & Thomas, 2008; Silverman & Brightwell, 2008). For  
102 example, the fire ant *Solenopsis invicta* and the little fire ant *Wasmannia*  
103 *auropunctata* have cost billions of USD in damages and control efforts in the  
104 last decades (Angulo et al., 2022). Most invasive ant species can occupy  
105 various environments and exploit a large quantity and diversity of resources  
106 within their new environments (Crowder & Snyder, 2010; Felden et al., 2018;  
107 Balzani et al., 2021). Furthermore, these species often form polygynous and  
108 polydomous (i.e. multiple-queen, multiple-nest) colonies, conducive to the  
109 formation of supercolonies (Bertelsmeier et al., 2015; Helanterä, 2022). These  
110 supercolonies expand through budding, a process by which queens (and some  
111 workers) establish new nests close to the main colony while maintaining their  
112 connection to other nests (by exchanging workers) and thus preserving social  
113 recognition within the entire supercolony (Torres et al., 2007; Moffett, 2012;  
114 Helanterä, 2022). Supercolonies can cover large areas, with a high density of  
115 workers exploiting available resources (Gippet et al., 2018). For example, some  
116 supercolonies of *Lasius neglectus* can reach >20ha (Ugelvig et al., 2008;  
117 Gippet et al., 2022).

118 The *Tapinoma nigerrimum* complex comprises four ant species, *T. darioi*,  
119 *T. ibericum*, *T. magnum* and *T. nigerrimum*, all of which originate from the  
120 Western Mediterranean area (i.e. from Spain to Italy and Morocco to Tunisia).  
121 These species are very similar morphologically and were considered to be a  
122 single species until the recent re-evaluation of this complex and its subsequent  
123 revision (Seifert et al., 2017, 2024). This complex comprises three polydomous  
124 species, which are capable of forming supercolonies (*T. darioi*, *T. ibericum*, *T.*  
125 *magnum*), and two monodomous species (*T. nigerrimum* and *T. hispanicum*)  
126 (Seifert et al., 2017, 2024). The three polydomous species have a great  
127 invasive potential as they can be common in anthropised environments and  
128 appear to be spreading through human activities (Seifert et al., 2017; Centanni  
129 et al., 2022; Lenoir et al., 2023). They also pose a threat to human activities  
130 and to native ants (Mansour et al., 2012; Gippet, George, et al., 2022; Gouraud  
131 & Kaufmann, 2022; Lenoir et al., 2023). *Tapinoma nigerrimum* and *T.*  
132 *hispanicum* which feature no traits associated with invasiveness, can  
133 respectively be found in southern France/northern Spain and southern/western  
134 Spain (Seifert et al., 2017, 2024). The probable native range of *T. magnum*

135 encompasses eastern and southern Italy and North Africa (Seifert et al., 2017;  
136 Gouraud & Kaufmann, 2022). The situation in northern Italy and the  
137 Mediterranean coast of France is unclear, but may be due to an earlier range  
138 expansion of *T. magnum* (Seifert et al., 2024). *Tapinoma darioi* has a probable  
139 native distribution in North-East Spain and the French Mediterranean coast.  
140 *Tapinoma ibericum* is found in the southern and western Iberian peninsula  
141 including Spain and Portugal (Seifert et al., 2017; Gouraud & Kaufmann, 2022).  
142 In addition, these three species have been introduced into northern Europe.  
143 The first proven record for *T. magnum* out of its native range was in Edesheim,  
144 Germany in 2009 (Seifert et al. 2017) and the species is now present in Austria,  
145 Belgium, England, Germany, Switzerland and the Netherlands. *Tapinoma darioi*  
146 was detected in the Netherlands and *T. ibericum* in England, Germany and the  
147 Netherlands (Dekoninck et al., 2015; Seifert et al., 2017, 2024; Lenoir et al.,  
148 2023). These species are also invasive in several Mediterranean and northern  
149 French localities, where they exhibit invasive behaviour (Blight et al., 2010;  
150 Centanni et al., 2022; Gouraud & Kaufmann, 2022; Lenoir et al., 2023). The  
151 three invasive species are present in different proportions in the invaded areas,  
152 suggesting different patterns of introduction. In the urban area of Montpellier  
153 (Mediterranean France), for example, Centanni et al., (2022) show a strong  
154 abundance of *T. darioi* compared with the other two invasive species. On the  
155 other hand, in the northern parts of France and Europe, *T. magnum* is the most  
156 common species (Seifert et al., 2017; Lenoir et al., 2023).

157 The European spread of invasive *Tapinoma* species is suspected to occur  
158 mostly through the trade in ornamental plants (Seifert et al. 2024, Gouraud &  
159 Kaufmann, 2022). For example, *Tapinoma* ants have been detected in pots of  
160 olive trees in Pays de la Loire (north-west France) and Gironde (west France)  
161 departments (Gouraud & Kaufmann, 2022; Lenoir et al., 2023). Yet, the role of  
162 the trade in ornamental plants in shaping ongoing invasions of *Tapinoma*  
163 species remains unexplored. More generally, because it is still incipient,  
164 studying this invasion could provide invaluable insights into one of the most  
165 common pathways for insect invasions.

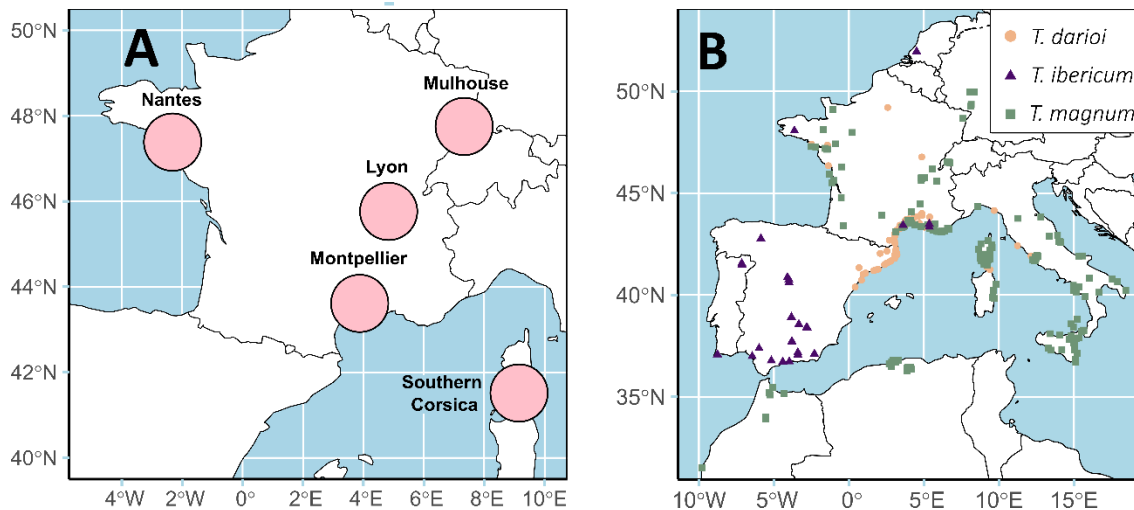
166 In this study, we focused on the ongoing invasion of *T. darioi*, *T. ibericum*  
167 and *T. magnum* in Western Europe. Our objective was to evaluate the role of  
168 Ornamental Plant Sales Outlets (OPSOs) as an introduction pathway for ant  
169 invasions using genetic tools. We collected and genotyped *Tapinoma* workers  
170 from OPSOs in five French urban areas with a specific focus on the Montpellier  
171 (Mediterranean coast), and analysed their relationships to workers from a large  
172 number of localities of the distribution range of the three species. This allowed  
173 us to determine species identity, define genetic groups within species and infer  
174 the broad geographical origins of the *Tapinoma* ants found in OPSOs.

175

176

## 2. Material and methods

177 2.1. Study sites and sampling



178

179

180

181

182

**Figure 1 - (A)** Location of the French urban areas where OPSOs were sampled. **(B)** Distribution of samples of *T. darioi* (orange dots), *T. ibericum* (purple triangles), *T. magnum* (green squares) collected in different localities of western Europe and North Africa and used in this study.

183

184

185

186

187

188

189

Systematic sampling of OPSOs was carried out in three French urban areas (Montpellier, Lyon, Mulhouse). Two opportunistic samples from OSPOs in Nantes urban areas and southern Corsica were added to the dataset (**Fig. 1A**). The OPSOs were selected to sample a broad range of plant sellers (plant nurseries or garden centres). OPSO sampling was carried out by different teams at different times in the five urban zones resulting in different protocols described below.

190

191

192

193

194

195

196

197

198

199

200

201

In the Montpellier urban area (French Mediterranean bioregion) 24 OPSOs were sampled in March-April 2023. Two sampling perimeters were defined for each OPSO. The indoor perimeter consisted of all areas where the activities of the retailers were concentrated (greenhouses, outdoor pots, storage and composting areas). The outdoor perimeter surrounded the indoor perimeter and extended over 15 metres. Within each of the two sampling perimeters, 20 baits consisting of a strip of paper (11x4cm) on which a drop of honey were randomly distributed (Delabie et al., 2021). After one hour, the workers found on the baits were collected manually or using a mouth aspirator. Baiting was combined with one hour of visual prospection during which all the *Tapinoma* workers detected were collected. Several *Tapinoma* samples were analysed for each OPSO.

202

203

204

205

206

207

208

209

210

211

In the Lyon urban area (South of French continental bioregion) 61 OPSOs were sampled in spring 2019 and in the Mulhouse urban area (North of French continental bioregion) 16 OPSOs were sampled in summer 2019. The OPSOs were searched by visual prospection inside and outside, in all areas open to the public including greenhouses and open air plant nurseries. Only one *Tapinoma* sample was collected per OPSO in Lyon, but not in Mulhouse.

212

213

214

In the Nantes urban area (Oceanic bioregion) and southern Corsica (Mediterranean Island), only 1 sample was collected by visual prospection in 1 OPSO in each urban area (**Fig. 1A**).

In parallel, from 2009 to 2023, *Tapinoma* workers were collected during systematic (e.g. Centanni et al. 2022) and opportunistic sampling at various sites in Europe and North Africa, which we will refer to as “localities” in the remainder of this manuscript (**Fig. 1B**).

## 215 2.2. DNA extraction and Genotyping

216 DNA was extracted from workers of the *Tapinoma nigerrimum* complex  
217 collected from OPSOs (n = 234) and from different localities (n = 486) by  
218 grinding each worker in proteinase K (10 µL at 15 mg/ml) and Chelex 7% (150  
219 µL). After grinding, samples were incubated at 55°C for 2 hours, followed by a  
220 further 15 minutes at 90°C to inactivate the proteinase K.

221 To identify the species of individuals collected and to assign them to genetic  
222 groups, 15 microsatellite markers specifically developed for the *Tapinoma*  
223 *nigerrimum* complex were selected and pooled into three genotyping  
224 multiplexes (Centanni et al., 2022). The three PCR mixes consisted of 6 µl of  
225 Master Mix Type-it microsatellite PCR kit (QIAGEN, 206246, Hilden, France), 3.6  
226 µl of H<sub>2</sub>O, 2 µl of DNA from each sample collected and 0.4 µl of forward primer  
227 + reverse primer + tails. Forward primers were end-labelled with universal tails  
228 according to Blackett et al., (2012), using fluorescent dyes. PCR of the three  
229 genotyping mixes was carried out using the following PCR programme: 5 min  
230 denaturation at 95°C, then 32 cycles with denaturation (30 s) at 95°C,  
231 annealing (3 min) at 60°C, and extension (30 s) at 72°C, and a final extension  
232 of 30 min at 60°C. Finally, a 30-minute migration of the PCR products on an  
233 agarose gel (3%) was carried out to check the quality of the amplification. All  
234 the PCR products were then analysed in a 3730xl DNA analyser (Applied  
235 Biosystems) by a service provider (GENTYANE, Clermont-Ferrand, France).  
236 Electropherograms were read and interpreted using Genemarker 1.95 software  
237 (Softgenetics, State College, PA, USA).

## 238 2.3. Species identification and comparison of occurrences

239 Genetic clusters using all individuals were defined using a combination  
240 of two analytical methods: simple PCA (Jombart et al., 2010) and Bayesian  
241 clustering (STRUCTURE program, Pritchard et al., 2000), using a similar method  
242 as Centanni et al. (2022). Species names were assigned to these clusters based  
243 on the multilocus microsatellite genotypes of reference individuals identified  
244 in Seifert et al. (2017).

245 In the present study, an occurrence was defined as the presence of at  
246 least one individual of a species in an OPSO or in one point of the standardised  
247 grid in Centanni et al. (2022). We tested whether the proportion of occurrences  
248 of species of the *Tapinoma nigerrimum* complex differed between outdoor and  
249 indoor perimeter of the OPSOs using a  $\chi^2$  compliance test. We also tested if  
250 OPSOs samples were similar to samples from Centanni et al. (2022) with an  
251 additional  $\chi^2$ .

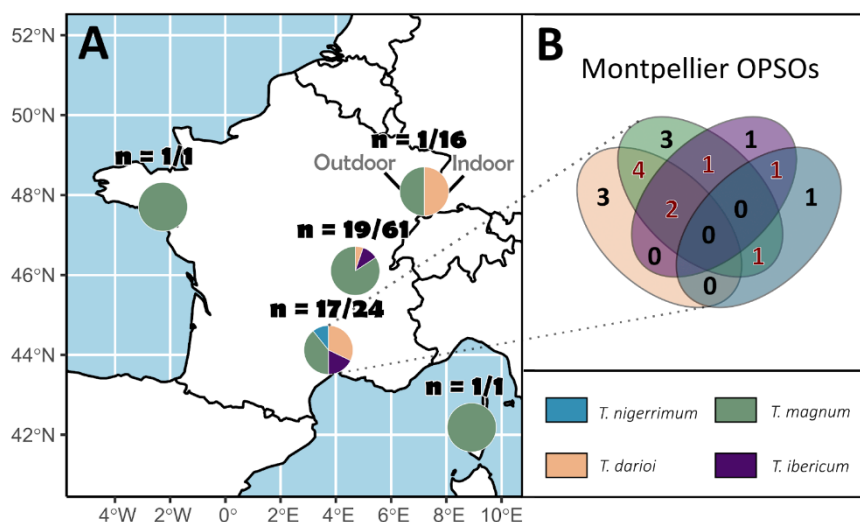
## 252 2.4. Assessment of OPSOs population structure and identifying source 253 populations of OPSOs

254 The genetic structure of the populations within each species was  
255 analysed by Bayesian clustering using STRUCTURE 2.3.4 (Pritchard et al.,  
256 2000). Clustering analysis was realised in two steps, consisting in a series of  
257 three analyses, one for each *Tapinoma* species (Appendix 1). Firstly, a  
258 STRUCTURE analysis was performed using only the OPSOs samples to  
259 determine whether there were one or more genetic groups within each OPSO

260 and to know if the outdoor populations were the same as the indoor  
 261 populations. Then, a second STRUCTURE analysis was performed in order to  
 262 identify the potential source populations of the OPSOs. For this second step,  
 263 we used a dataset consisting of samples from various localities in Western  
 264 Europe and North Africa. This dataset included either 179 samples of *T. darioi*  
 265 species, 234 samples of *T. magnum* species, or 30 samples of *T. ibericum*  
 266 species, which served as the reference source populations. We included one  
 267 individual (selected randomly) per genetic group and per OPSO, which were  
 268 the specimens whose origin was to be determined. Not all specimens from  
 269 OPSOs were used to avoid potential bias in Bayesian analysis. For each  
 270 STRUCTURE analysis, an admixture model was built using a burn-in period of  
 271 250,000 iterations, followed by 250,000 MCMC (Markov Chain Monte Carlo)  
 272 iterations. For each potential number of genetic groups, denoted as K (ranging  
 273 from 1 to 10) (Pritchard et al., 2000), a total of 15 independent runs were  
 274 executed. For each STRUCTURE analyses the K values were selected using  
 275 three criteria : high Evanno's  $\Delta K$  (Earl & vonHoldt, 2012), high mean similarity  
 276 between the runs and small number of minor clusters. The admixture models  
 277 obtained from these analyses were then compiled using CLUMPAK (Kopelman  
 278 et al., 2015) which provides consensus between similar runs generated by  
 279 STRUCTURE. The spatial distribution of genotypes for samples from the various  
 280 localities was then mapped out using QGIS 3.28.3, using the compilation of the  
 281 runs from STRUCTURE built in CLUMPAK during the second analysis.

### 3. Results

#### 3.1. Occurrences of *Tapinoma* species in OPSOs



287  
 288 **Figure 2** - (A) Proportion of occurrences of *Tapinoma nigerrimum*  
 289 complex species in French OPSOs (n = number of OPSOs colonised / total  
 290 number of OPSOs visited) (B) Venn diagram showing occurrences (black  
 291 numbers) and co-occurrences (red numbers) of *T. magnum*, *T. darioi* and  
 292 *T. ibericum* in 17 Montpellier OPSOs (in the other areas only one sample



293 was collected per OPSO, and thus, co-occurrences could not be  
294 investigated).

295 An important proportion of OPSOs featured *Tapinoma* species (37.8%).  
296 Where systematic sampling was carried out, the presence of *Tapinoma* species  
297 in OPSOs varied strongly depending on urban areas: 70.8% in Montpellier;  
298 31.1% in Lyon; 6.3% in Mulhouse. Over the 103 sampled OPSOs, *T. magnum*  
299 was the most frequently found with 30 occurrences (29.1%), *T. darioi* was  
300 found in 11 OPSOs (10.7%), *T. ibericum* in 7 OPSOs (6.8%) and *T. nigerrimum*  
301 3 OPSOs (2.9%) (**Fig. 2A**).

### 302 3.2. Bait occupancy and occurrences of *Tapinoma* species in Montpellier

303 Among the baits of 24 OPSOs in Montpellier, an average of 5.5 baits out  
304 of 20 were visited by ants indoors, and 6.5/20 outdoors. Across these baits, 28  
305 native species and 2 exotic species (*Plagiolepis schmitzii*, *Lasius neglectus*)  
306 were collected, with 26 species indoors and 20 species outdoors (Appendix 2).  
307 Native species dominated bait occupancy, accounting for 86.4% of the  
308 occupied baits, followed by species from the *Tapinoma nigerrimum* complex  
309 (12.7%) and two other exotic species (0.9%). The majority of *Tapinoma*  
310 *nigerrimum* complex workers collected for the study were sampled through  
311 active prospection (78%).

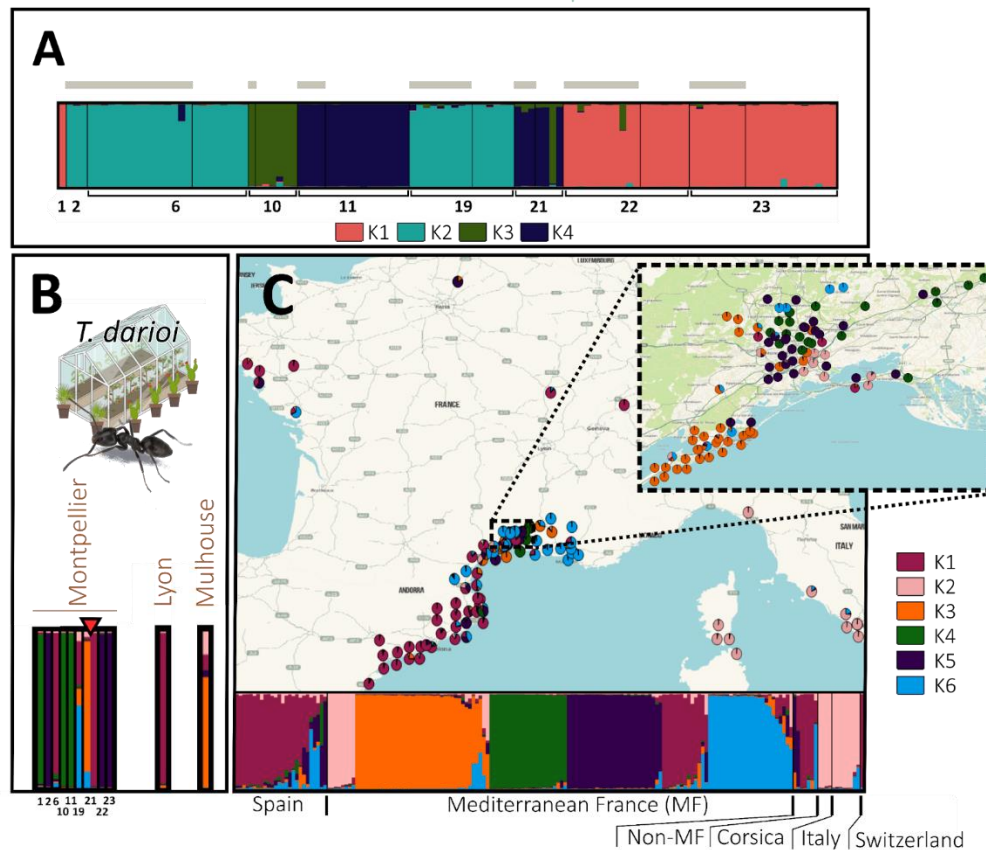
312 Seven OPSOs were colonised simultaneously by more than one invasive  
313 *Tapinoma* species: 2 by *T. darioi*, *T. ibericum* and *T. magnum*, 4 by *T. darioi*  
314 and *T. magnum* and 1 by *T. ibericum* and *T. magnum*. *Tapinoma nigerrimum*  
315 was also found co-occurring, once with *T. ibericum* and once with *T. darioi*.  
316 (**Fig. 2B**). The indoor perimeters of 17/24 OPSOs were colonised by at least  
317 one species from the *Tapinoma nigerrimum* complex. In the 24 OPSOs, there  
318 were 8 occurrences (one occurrence = at least one individual of one species  
319 regardless of the sampling method in one OPSO) of *T. darioi* (32%), 5  
320 occurrences of *T. ibericum* (20%), 10 occurrences of *T. magnum* (40%), and 2  
321 occurrences of *T. nigerrimum* (8%). The outdoor perimeter of 14/24 OPSOs  
322 presented at least one *Tapinoma nigerrimum* complex species: 8 occurrences  
323 of *T. darioi* (47%), 1 occurrence of *T. ibericum* (5.9%), 6 occurrences of *T.*  
324 *magnum* (35.3%), and 2 occurrences of *T. nigerrimum* (11.8%). The relative  
325 proportions of the four species discovered in the indoor and outdoor perimeter  
326 OPSOs did not differ significantly ( $\chi = 0.41$ ,  $P = 0.82$ ). In the Montpellier OPSOs  
327 a total of 211 workers of the *Tapinoma nigerrimum* complex were genotyped,  
328 consisting of 111 *T. darioi*, 19 *T. ibericum*, 70 *T. magnum* used for STRUCTURE  
329 analysis (1 individual corresponding to 1 bar) and 11 *T. nigerrimum* (Appendix  
330 3).

331 In contrast, in the localities of Montpellier (not taking into account OPSOs  
332 sampling), for 926 sampling point, occurrences were as follows: 78 *T. darioi*  
333 (27.8%), 1 *T. ibericum* (0.3%), 6 *T. magnum* (2.1%) and 197 *T. nigerrimum*  
334 (69.8%) (Centanni et al., 2022). The relative proportions of the four species  
335 discovered in the indoor and outdoor perimeter OPSOs differed significantly  
336 from those sampled in Montpellier localities ( $\chi = 20.32$ ,  $P = 0.00004$  for indoors  
337 and  $\chi = 6.90$ ,  $P = 0.03$  for outdoors). The proportion of *T. magnum*, *T. darioi*  
338 and *T. ibericum* is higher than expected, while the number of *T. nigerrimum*  
339 est lower than exempted in OPSOs.

340 In the 31.1% OPSOs colonised in Lyon, there were 1 occurrence of *T.*  
341 *darioi*, 2 occurrences of *T. ibericum* and 16 occurrences of *T. magnum*. In the

342 localities of Lyon (not taking into account OPSOs sampling), for 1248 sampling  
 343 points, occurrences were as follows : 0 *T. darioi*, 0 *T. ibericum*, 2 *T. magnum*  
 344 (unpublished data from Gippet et al., 2017).

345 3.3. Structure of *T. darioi* populations and putative source populations of  
 346 OPSOs



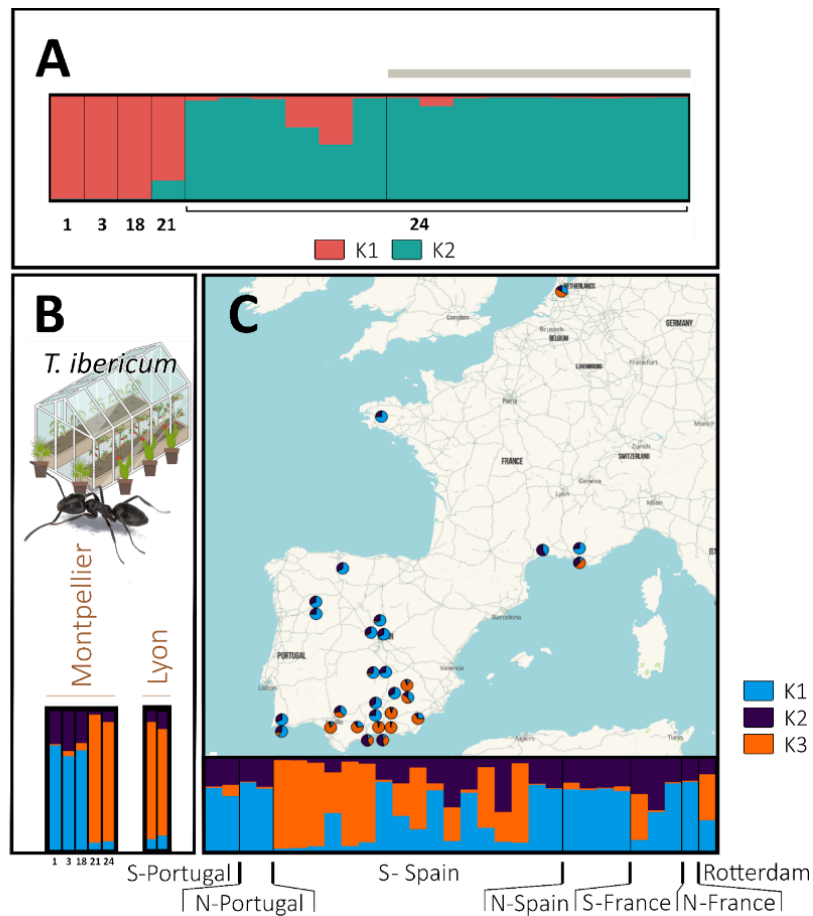
347  
 348 **Figure 3** - Population genetic structure of *T. darioi*. In barplots, each individual  
 349 is represented by a vertical line, which is divided into coloured segments  
 350 representing the membership coefficient to each genetic group, e.g. Mulhouse  
 351 has 0.7 membership in cluster K3, 0.15 in K2, 0.1 in K1 and 0.05 in K5 (one colour  
 352 per group). (A) STRUCTURE analysis including all (and only) individuals sampled  
 353 in the OPSOs of Montpellier (K = 4). Numbers below the barplot correspond to the  
 354 codes of the sampled OPSO. Groups of individuals sampled outdoors of OPSOs are  
 355 indicated with a grey horizontal bar, while individuals sampled indoors are not.  
 356 (B) STRUCTURE analysis including one individual by OPSO and by genetic group  
 357 (with a red triangle indicating OPSO colonised by samples of several genetic  
 358 groups) and (C) all individuals sampled in the various localities (K = 6). The  
 359 STRUCTURE bar plots of the individuals from the OPSOs (B) and the localities (C)  
 360 were produced in the same structure analysis. Individuals collected in OPSOs are  
 361 not included in the map.

362 Focusing the analysis on the 9 OPSOs sampled in Montpellier, the most  
 363 likely number of genetic clusters (K) detected for *T. darioi* was 4. However this  
 364 clustering exhibited multimodality (*i.e.* different runs of STRUCTURE resulting  
 365 in alternative distribution of individuals among clusters) with two modes (major  
 366 mode with 10/15 runs). It remained the most likely (highest Evanno score) and  
 367 other values of K also had multiple modes. Only a single cluster was detected  
 368 in each OPSO, except for OPSO 21 where cluster 3 was detected indoor and  
 369 cluster 3 and 4 outdoor (**Fig. 3A**). The broader analysis using *T. darioi* samples

370 from all localities (**Fig. 3C**) plus one individual per genetic cluster per  
371 Montpellier OPSO as defined above, and individuals of other OPSOs (**Fig. 3B**)  
372 suggested a most likely  $K = 6$ , despite exhibiting two modes (major mode with  
373 14/15 runs).

374 The most common cluster in localities (K1, purple), especially along the  
375 Spanish coast and outside the Mediterranean area, was detected in two OPSOs  
376 in Montpellier and one in Lyon. The second most common cluster (K3, orange)  
377 was found in Montpellier localities only (with a clustered distribution in the  
378 South-West of the Montpellier area), and was detected in one Montpellier and  
379 one Mulhouse OPSOs. The third most common cluster (K6, blue) distributed all  
380 along the French Mediterranean coast localities was detected in one  
381 Montpellier OPSO. The fourth most common cluster (K5, purple) was common  
382 in Montpellier localities, and was detected in 3 Montpellier OPSOs. The fifth  
383 most common cluster (K2, beige) present in Italy, Corsica and with a few  
384 occurrences in Montpellier was not found in the sampled OPSOs. The less  
385 common cluster (K4, green) was found in Montpellier localities only, and was  
386 detected in 3 Montpellier OPSOs (**Fig. 3B, 3C**).

387 3.4. Structure of *T. ibericum* populations and putative source populations of  
 388 OPSOs



389

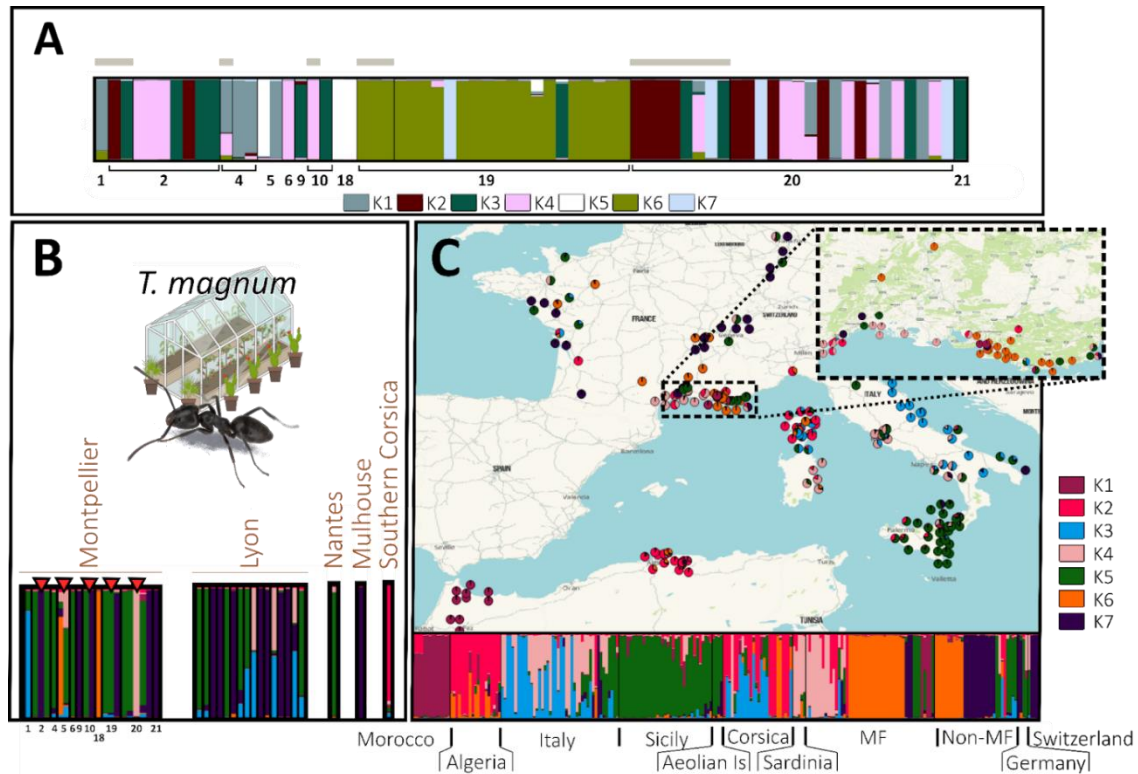
390 **Figure 4** - Population genetic structure of *T. ibericum*. In barplots, each  
 391 individual is represented by a vertical line, which is divided into coloured  
 392 segments representing the membership coefficient to each genetic group  
 393 (one colour per group). (A) STRUCTURE analysis including all (and only)  
 394 individuals sampled in the OPSOs of Montpellier ( $K = 2$ ). Numbers below  
 395 the barplot correspond to the codes of the sampled OPSO. Groups of  
 396 individuals sampled outdoors the OPSOs are indicated with a grey  
 397 horizontal bar, while individuals sampled indoors are not. (B) STRUCTURE  
 398 analysis including one individual by OPSO and by genetic group (with a  
 399 red triangle indicating OPSO colonised by samples of several genetic  
 400 groups) and (C) all individuals sampled in the various localities, with S =  
 401 South and N = North ( $K = 3$ ). The STRUCTURE bar plots of the individuals  
 402 from the OPSOs (B) and the localities (C) were produced in the same  
 403 structure analysis. Individuals collected in OPSOs are not included in the  
 404 map.

405 Focusing the analysis on the Montpellier OPSOs, the most likely number  
 406 of genetic clusters detected for *T. ibericum* in the 5 OPSOs was 2; for this value  
 407 of  $K$  there was only one mode. Only one single cluster was detected in each  
 408 OPSO (Fig. 4A).

409 A broader analysis using samples from all localities (Fig. 4C) plus one  
 410 individual per genetic cluster per Montpellier OPSO, and individuals of other  
 411 OPSOs (Fig. 4B) suggested a most likely  $K = 3$ , despite exhibiting three modes  
 412 (major mode with 9/15 runs).

413 The most common cluster in localities (K1, blue), especially in northern  
 414 Spain, central Spain and Portugal, was detected in 3 Montpellier OPSOs. The  
 415 second most common cluster (K3, orange) was found in southern Spain, and  
 416 was detected in 2 Montpellier and 2 Lyon OPSOs (**Fig. 4B, 4C**).

417 3.5. Structure of *T. magnum* populations and putative source populations of  
 418 OPSOs



419  
 420 **Figure 5** - Population genetic structure of *T. magnum*. In barplots, each  
 421 individual is represented by a vertical line, which is divided into coloured  
 422 segments representing membership coefficient to each genetic group  
 423 (one colour per group). (**A**) STRUCTURE analysis including all (and only)  
 424 individuals sampled in the OPSOs of Montpellier (K = 7). Numbers below  
 425 the barplot correspond to the codes of the sampled OPSO. Groups of  
 426 individuals sampled outdoors the OPSOs are indicated with a grey  
 427 horizontal bar, while individuals sampled indoors are not. (**B**)  
 428 STRUCTURE analysis including one individual by OPSO and by genetic  
 429 group (with a red triangle indicating OPSO colonised by samples of  
 430 several genetic groups) and (**C**) all individuals sampled in the  
 431 various localities (K = 7). The STRUCTURE bar plots of the  
 432 individuals from the OPSOs (**B**) and the localities (**C**) were  
 433 produced in the same structure analysis and have the same cluster  
 434 colour code. Individuals collected in OPSOs are not included in the map.

435 Focusing the analysis on the Montpellier OPSOs, the most likely number  
 436 of genetic clusters detected for *T. magnum* in the 11 OPSOs was 7, for  
 437 this K there was only one mode. In 5 out of 11 Montpellier OPSOs  
 438 (OPSOs number 2, 5, 10, 19, 20), more than a single genetic group  
 439 was identified (between 2 and 5 genetic groups). For the Montpellier  
 440 OPSOs that included both indoor and outdoor samples, the number  
 441 of genetic groups detected were generally higher indoors than outdoors.  
 The genetic groups found in the outdoor

442 perimeter were detected in the indoor perimeter as well, except for OPSO  
443 number 10, where samples found outdoors and indoors belonged to different  
444 genetic groups (**Fig. 5A**).

445 A broader analysis using samples from all localities (**Fig. 5C**) plus one  
446 individual per genetic cluster per Montpellier OPSO as defined above, and  
447 individuals of other OPSOs (**Fig. 5B**) suggested a most likely  $K = 7$ , despite  
448 exhibiting two modes (major mode with 9/15 runs).

449 Overall, clustering OPSOs with localities suggests diverse geographical  
450 origins of ants found in OPSOs. All clusters found in putative native zones (*i.e.*  
451 Italy, North Africa, clusters K1, K2, K3, K4, K5 and K7) were detected in OPSOs,  
452 except for K1. Clusters K5 and K7, found in Sicily and south-eastern Italy  
453 respectively, were highly prevalent in both OPSOs and non-Mediterranean  
454 France localities. Cluster K6 was common in Mediterranean and non-  
455 Mediterranean France, especially in Lyon, but only found in 2 OPSOs in  
456 Montpellier. Most Algerian individuals had partial membership in this cluster,  
457 suggesting a close relationship (**Fig. 5B, 5C**).

## 458 459 4. Discussion

460 In this study, we investigated the occurrence of three invasive species  
461 of the *Tapinoma nigerrimum* complex within OPSOs in France, as well as the  
462 role of OPSOs in their dissemination. Microsatellite markers were utilized to  
463 identify *Tapinoma* species within OPSOs and to analyse their genetic structure.  
464 This analysis involved worker samples from OPSOs in five French urban areas,  
465 as well as from various locations in Europe and North Africa. Invasive  
466 *Tapinoma*, most frequently *T. magnum*, were found in 37 over 101 OPSOs  
467 inspected, supporting our main hypothesis that the trade in ornamental plants  
468 plays a role in *Tapinoma* ants introductions in northern Europe. Additionally,  
469 some of these OPSOs were colonised by several *Tapinoma* species  
470 simultaneously. The potential source populations of the invasive *Tapinoma*  
471 species found in the sampled OPSOs seem to be diverse for *T. magnum* and *T.*  
472 *darioi*, indicating multiple geographic origins. Additionally, some OPSOs  
473 housed multiple populations.

### 474 4.1. Spread dynamic of *Tapinoma* induced by OPSOs

475 We observed that *T. magnum*, *T. darioi* and *T. ibericum* are more  
476 frequent in the OPSOs of Montpellier relative to the species regional  
477 distribution revealed by the systematic sampling campaign of Centanni et al.  
478 (2022) (which did not encompass OPSOs, but parks, streets...). Similarly, *T.*  
479 *magnum* is common in Lyon OPSOs (16/61), but only 2 samples out of 1,248  
480 sampling points were found during a systematic sampling in the area (Gippet  
481 et al., 2017). This indicates a strong propagule pressure of *T. magnum* caused  
482 by OPSOs. *Tapinoma darioi* and *T. ibericum* were less common in the Lyon  
483 OPSO (1 and 2 occurrences respectively out of 61 OPSOs), but were not found  
484 during systematic sampling in the locality (Gippet et al., 2017). Therefore,  
485 OPSOs were potentially involved in the spread of *T. magnum*, *T. darioi* and *T.*  
486 *ibericum* in several localities in France outside the Mediterranean zone.

487 In addition, we observed in Montpellier that when a genetic cluster was  
488 present in the indoor perimeter of an OPSO for the three invasive species, it  
489 was also found in the outdoor perimeter. This suggests that *Tapinoma* species

490 might be able to leave the buffered indoor conditions of OPSOs to forage in the  
491 natural surrounding environment and potentially establish themselves after  
492 being introduced through the plant trade. Alternatively, they could also  
493 colonize indoor environments from outdoor ones. Indeed, invasive species of  
494 the *Tapinoma nigerrimum* complex seem to be particularly flexible in terms of  
495 environmental conditions, as shown in *T. magnum* which is able to rapidly  
496 acclimate to new thermal conditions in a context of invasion (Bujan et al.,  
497 2021).

498 *T. magnum* seems however to struggle to colonise Montpellier, despite  
499 its ability to acclimatise to novel climatic conditions (Bujan et al., 2021). This  
500 observation could result from niche and habitat saturation by sister species, in  
501 particular *T. darioi* and *T. nigerrimum*. Destour et al., (2024) show that *T. darioi*  
502 and *T. magnum* have similar temperature niches. In Montpellier, given the high  
503 abundance of *T. darioi* (Centanni et al., 2022), the available niches could  
504 potentially be saturated by this species, or other species native to the  
505 Mediterranean region, which would be a competitor for *T. magnum*. This would  
506 limit the spread of *T. magnum* in Montpellier, in the same way as species of  
507 the *Tapinoma nigerrimum* complex could limit the spread of *L. humile* in  
508 Corsica by competitive exclusion (Blight et al., 2010). In the case of the  
509 *Tapinoma* species, this remains quite speculative at this stage. The differences  
510 could also stem from varying introduction and invasion dynamics between the  
511 two species.

512 In Montpellier OPSOs, we observed a relatively low number of  
513 occurrences of *T. nigerrimum*, the species of the complex that is non-invasive  
514 and native to this area. *Tapinoma nigerrimum* represents only 10.7% of the  
515 occurrences of species of the *Tapinoma nigerrimum* complex in the OPSOs,  
516 whereas in the Montpellier localities *T. nigerrimum* represents 70% of the  
517 occurrences of species of the complex (Centanni et al., 2022). The low  
518 occurrence of *T. nigerrimum* in the OPSOs may be due to its inability to form  
519 supercolonies, reducing its chances of infecting soils and plants with a mated  
520 queen capable of founding a new colony. In addition, in the OSPOs of its native  
521 range, *T. nigerrimum* may be excluded by the other three species of the  
522 complex after their introduction (Holway et al., 2002). In fact, a higher  
523 proportion of the three invasive species of the *Tapinoma nigerrimum* complex  
524 (*T. darioi*, *T. ibericum*, *T. magnum*) was observed in the Montpellier OPSOs  
525 compared to the Montpellier localities. *T. nigerrimum* is also less abundant in  
526 urbanised environments, where OPSOs are located (Centanni et al. 2022).  
527 Given all these observations, we assume that the presence of *T. nigerrimum* in  
528 OPSOs is most likely due to colonisation from the outdoors, while the presence  
529 of *T. magnum* and *T. ibericum* is attributed to plant transport, and the presence  
530 of *T. darioi* is probably due to both colonisation from the outdoors and plant  
531 transport.

532 We were able to identify potential source populations for the ants found  
533 in French OPSOs. The main localities hosting the potential source populations  
534 of the invasive *Tapinoma* sampled in the nurseries are southern Italy for *T.*  
535 *magnum* and Spain for *T. darioi* and *T. ibericum*. This aligns with the origins of  
536 most plants in the Montpellier OPSOs (OPSOs staff, pers. comm.). These  
537 findings support and further detail the hypothesis that the invasive *Tapinoma*  
538 species found in western France originated from Spain and Italy, likely  
539 introduced through plant pots from these regions (Gouraud & Kaufmann, 2022;  
540 Lenoir et al., 2023). However, among the OPSOs sampled we also identified  
541 populations of *T. darioi* probably originating from the south of France.

542 Nevertheless, inferring putative source populations does not account for non-  
543 sampled populations. In our large-scale study, some populations may have  
544 been missed due to their wide geographical distribution area. This can be  
545 problematic if the non-sampled population acts as an invasion bridgehead  
546 (Estoup & Guillemaud, 2010).

#### 547 4.2. Multiple introductions at the population and species levels

548 Despite the fact that reproductive females have wings, natural dispersal  
549 in the three invasive *Tapinoma* species seems limited to colony budding.  
550 Species using this type of dispersal, as opposed to those using flight dispersal,  
551 disperse over shorter distances (Cronin et al., 2013), which is incompatible with  
552 the current distribution of the three species in Europe. Indeed, the dispersal  
553 mode of these species should result in a high level of spatial genetic  
554 structuration (Moffett, 2012). However, we observed that in *T. magnum* and *T.*  
555 *darioi*, several genetic groups could be found within a single OPSO, indicating  
556 a high frequency of long-distance transportation typical of human activities,  
557 such as the transportation of ornamental plants. Hence, OPSOs could be  
558 subjected to multiple introductions of different populations countering genetic  
559 founder effects (Dlugosch & Parker, 2008; Zalewski et al., 2010). Multiple  
560 introductions could therefore facilitate the establishment of invasive *Tapinoma*  
561 populations at invaded sites by increasing genetic diversity, but also the  
562 number of individuals and spatial range (Ahlroth et al., 2003; Roman & Darling,  
563 2007). For instance, according to the estimations of Ross & Shoemaker,  
564 (2008), the initial founding group of *Solenopsis invicta* colonising the USA  
565 consisted of between 9 and 20 unrelated mated queens introduced in a city of  
566 Alabama.

567 While detecting multiple introductions of *Tapinoma* populations, we  
568 observed the presence of several invasive species from the *Tapinoma*  
569 *nigerrimum* complex within individual OPSOs. The different species in this  
570 complex can therefore get in close contact through the transport of ornamental  
571 plants, which could lead these species to hybridise in the future, as suggested  
572 by Seifert et al., (2017). Hybridisation is a phenomenon that can increase the  
573 distribution areas of invasive species, in particular by increasing ecological  
574 niche breadth (Pfennig et al., 2016; Carscadden et al., 2020). This phenomenon  
575 could weaken the Allee effect responsible for failure of a large number of  
576 biological invasions due to reduced individual fitness in small populations  
577 (Yamaguchi, 2004; Mesgaran et al., 2016). Hybridization can also help to  
578 increase fitness and invasive potential by improving biological traits such as  
579 fertility (Schierenbeck & Ellstrand, 2009; Hovick & Whitney, 2014). For  
580 example, in the invasive ant species *Solenopsis geminata* and *Solenopsis*  
581 *xyloni*, hybrids show a competitive advantage over pure species, with hybrids  
582 being more aggressive than *S. xyloni* and foraging more efficiently than *S.*  
583 *geminata* (Axen et al., 2014). In species within the *Tapinoma nigerrimum*  
584 complex, hybrids, as in *Solenopsis*, can produce fertile offspring (Fournier &  
585 Aron, 2021). Therefore, we might also expect to find competitive advantages  
586 in hybrids that would enhance their invasive characteristics (Seifert et al.,  
587 2017; Fournier & Aron, 2021).

#### 588 4.3. Management implications



589 Controlling the invasion routes and associated vectors remains the most  
590 appropriate strategy for limiting biological invasions and mitigating their  
591 effects (Hulme, 2009; Pergl et al., 2017). OPSOs make up the most visible part  
592 of the global plant trade, but large landscaping operations such as new urban  
593 green spaces import plants through bulk importers or directly from abroad. In  
594 addition, invasive ants can be introduced through various other means such as  
595 soil transport, food product shipment, or even vehicular transportation (Suhr  
596 et al., 2019; Siddiqui et al., 2021; Hsu et al., 2024). The establishment of these  
597 species in countries like the Netherlands, a global leader in the production and  
598 export of ornamental plants, could result in worrying large scale secondary  
599 spread and bridgehead effect (Van Tuyl, 2012; Javal et al., 2019; Blumenfeld  
600 et al., 2021). Additionally, these species are thriving in anthropised habitats  
601 such as urban areas (Centanni et al., 2022), which could potentially facilitate  
602 their invasion of other similarly human-modified environments as suggested  
603 by Hufbauer et al., (2012) («Anthropogenically Induced Adaptation to Invade»,  
604 AIAI) and shown in the little fire ant, *Wasmannia auropunctata* (Foucaud et al.,  
605 2013).

606 Monitoring OPSOs for invasive ant species could be part of routine  
607 controls which are mandatory in Europe for some plant diseases and pests (e.g.  
608 The Asian long-horned beetle *Anoplophora glabripennis*) (Commission  
609 Delegated Regulation (EU), 2019). However, OPSOs staff lack the training,  
610 financial resources, and technical capabilities to carry out invasive species  
611 checks within their live plants. As a consequence, OPSOs and other centres of  
612 exotic plant importation may serve as a pathway for many other invasive  
613 species besides *Tapinoma* (Parrella et al., 2015; Blatrix et al., 2018). These  
614 biological invasions can also have negative economic impacts on OPSOs,  
615 adding to the urgency of addressing this issue (Parrella et al., 2015). Our  
616 survey has revealed the presence of invasive *Tapinoma* ants in OPSOs of all  
617 urban areas sampled. It would therefore be essential to allocate more  
618 resources to government services dedicated to biological invasion issues.  
619 Awareness-raising among national and European authorities, coupled with  
620 support for OPSOs staff through training and funding, would be necessary for  
621 effective management of these invasion routes (Cronin et al., 2017).

622

## 623 Conclusion

624 Overall, we reveal a pervasive and complex role of the ornamental plant  
625 trade (most probably of trees requiring soil transport) in the human-mediated  
626 continental and regional spread of three invasive ants of the *Tapinoma*  
627 *nigerrimum* complex in western Europe. Using molecular markers, we linked  
628 *Tapinoma* ants found in OPSOs to regions supplying ornamental plants, and  
629 most strikingly, showed that there are multiple source populations being  
630 introduced into OPSOs. However, our results also highlight that the presence  
631 of invasive species in OPSOs does not always translate into the invasion of the  
632 surrounding region. Indeed, although we documented high propagule pressure  
633 of *Tapinoma magnum* in OPSOs in all studied French regions, in Montpellier,  
634 where other species of the *Tapinoma nigerrimum* complex occur natively, this  
635 invasive species was rare outside OPSOs. In contrast, outside the  
636 mediterranean regions, where no *Tapinoma* of the *nigerrimum* complex occur

637 natively, invasive *T. magnum* populations were found outside OPSOs. This  
638 research enhances our understanding of a significant invasion pathway for  
639 ants and other invertebrates and stresses on the importance of collaborating  
640 with OPSOs to prevent future introductions and limit ongoing ones.

641

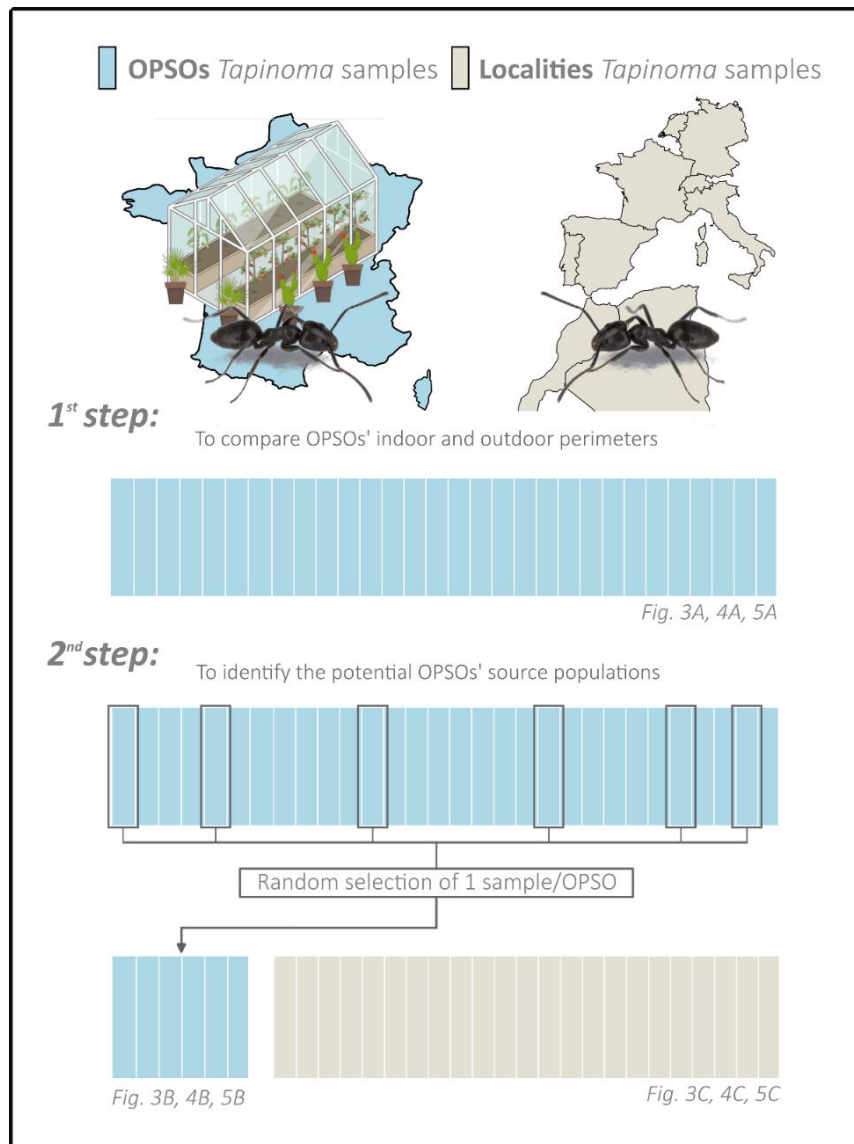
642

643

644

645

# Appendices



647

648  
649  
650  
651  
652

**Appendix 1** - Diagram of the two-step structure analysis conducted individually for the three *Tapinoma* species, along with the corresponding figure numbers in the results section. Each vertical line represents a hypothetical individual collected in a French OPSO (blue) or in localities (beige).

Outdoor perimeter	Indoor perimeter
<i>Aphaenogaster senilis</i> ; <i>Camponotus aethiops</i> ; <i>Camponotus piceus</i> ; <i>Cataglyphis piliscapa</i> ; <i>Crematogaster scutellaris</i> ; <i>Lasius cinereus</i> ; <i>Lasius niger</i> ; <i>Messor barbarus</i> ; <i>Messor ibericus</i> ; <i>Monomorium monomorium</i> ; <i>Myrmica spinosior</i> ; <i>Pheidole pallidula</i> ; <i>Plagiolepis pygmaea</i> ; <i>Tapinoma madeirense</i> ; <i>Temnothorax grp niger</i> ; <i>Temnothorax lichtensteini</i> ; <i>Temnothorax racovitzai</i> ; <i>Temnothorax recedens</i> ; <i>Temnothorax unifasciatus</i> ; <i>Tetramorium semilaeve</i>	<i>Aphaenogaster gibbosa</i> ; <i>Aphaenogaster senilis</i> ; <i>Camponotus aethiops</i> ; <i>Camponotus cruentatus</i> ; <i>Camponotus lateralis</i> ; <i>Cataglyphis piliscapa</i> ; <i>Crematogaster scutellaris</i> ; <i>Formica cunicularia</i> ; <i>Lasius cinereus</i> ; <i>Lasius grandis</i> ; <i>Lasius niger</i> ; <i>Messor ibericus</i> ; <i>Monomorium monomorium</i> ; <i>Myrmica spinosior</i> ; <i>Pheidole pallidula</i> ; <i>Plagiolepis pygmaea</i> ; <i>Tapinoma erraticum</i> ; <i>Tapinoma madeirense</i> ; <i>Temnothorax lichtensteini</i> ; <i>Temnothorax recedens</i> ; <i>Temnothorax unifasciatus</i> ; <i>Tetramorium grp caespitum</i> ; <i>Tetramorium semilaeve</i> ; <i>Tetramorium sp. 1</i> ; <i>Plagiolepis schmitzii</i> ; <i>Lasius neglectus</i>

653

654

655

656

**Appendix 2** - Ant species of Montpellier OPSOs depending sampling perimeter

657

658  
659

**(A) OPSOs**

Species	Region	Urban area	Sample date	n	OPSOs colonised
<i>T. darioi</i>	Occitanie	Montpellier	2023	111	9
	Auvergne-Rhone-Alpes	Lyon	2019	1	1
	Hauts-de-France	Mulhouse	2019	1	1
<i>T. ibericum</i>	Occitanie	Montpellier	2023	19	5
	Auvergne-Rhone-Alpes	Lyon	2019	2	2
<i>T. magnum</i>	Occitanie	Montpellier	2023	70	11
	Auvergne-Rhone-Alpes	Lyon	2019	16	16
	Hauts-de-France	Mulhouse	2019	1	1
	Pays de la Loire	Nantes	2020	1	1
	Corsica	Corsica	2021	1	1
<i>T. nigerrimum</i>	Occitanie	Montpellier	2023	11	3

660

**(B) Localities**

Species	Locality	Region	Sample date	Latitude	Longitude	n
<i>T. darioi</i>	M-France	Provence-Alpes-Côte d'Azur	2019-2023	43.358053	5.354571	13
	M-France	Occitanie	2014-2023	43.664165	3.923175	119
	Italy	Lazio	2013-2014	41.886135,	12.392395	6
	Italy	Tuscany	2014	42.417	11.235	1
	Italy	Liguria	2014	44.149	9.685	1
	Corsica	Corsica	2012-2016	41.37359	9.18058	4
	NM-France	Borgogne -Franche-Comté	2016	46.7749512	4.8580844	1
	NM-France	Hauts-de-France	2019	49.20667	2.58578	1
	NM-France	Pays de la Loire	2019-2022	47.248001	-2.259574	4
	NM-France	Nouvelle-Aquitaine	2014	46.349727	-1.37036621	1
Switzerland	Vaud	2019	46.50557	6.65312	1	
<i>T. ibericum</i>	S-Portugal	Algarve	2016	37.07544	-8.75598	2
	N-Portugal	Norte	2013	41.551083	-7.146007	8
	S-Spain	Castilla-La Mancha	2012-2019	38.915170	-3.833179	4
	S-Spain	Region of Murcia	2017	38.345	-1.493	4
	S-Spain	Andalusia	2012-2023	37.331403	-3.570793	45
	N-Spain	Catalonia	-	42.44641983	1.78538584	3
	N-Spain	Community of Madrid	-	40.8672	-4.1003	1
	N-Spain	Asturias	2018	42.773069	-5.868145	1
	M-France	Occitanie	2019	43.42769	3.60826	1
	M-France	Provence-Alpes-Côte	2021-2023	43.644859	4.902519	3
Rotterdam	South Holland	2017	51.9585	4.5077	1	
<i>T. magnum</i>	Algeria	Bouria	-	36.4468505	3.9460482	11
	Algeria	Alger	-	36.742	3.1199497	8
	Morocco	Agmod	2014	35.158	-4.326	2
	Morocco	Tangier-Tetouan-Al Hoceima	2023	35.0985533	-5.27418667	5
	Morocco	Fas-Meknas	2023	33.91	-5.556	3
	Morocco	Sus-Massa	2014	31.51212	-9.76765	4
	Sicily	Sicily	2013-2018	37.387973	13.297286	35
	Aeolien is	Aeolien island	2014	38.57794	14.81013	4
	Italy	Apulia	2013	40.65	17.909	6
	Italy	Basilicata	2013	40.837	16.036	2
	Italy	Campania	2013	40.23079	14.9588	4
	Italy	Calabria	2013	39.925	15.756	1
	Italy	Abruzzo	2013	42.619	13.984	5
	Italy	Marche	2013-2014	42.88398	13.33942	4
	Italy	Tuscany	2017	43.765548	11.257823	1
	Italy	Liguria	2014	44.357	8.571	1
	Italy	Lazio	2013-2014	41.711056	12.36278	20
	Sardinia	Sardinia	2014	40.224633	9.625747	5
	Corsica	Corsica	2009-2021	42.0038	8.9201	26
	M-France	Provence-Alpes-Côte d'Azur	2014-2023	43.12076	5.93977	31
	M-France	Occitanie	2014-2021	43.446147	3.702157	16
	NM-France	Nouvelle-Aquitaine	2008-2022	45.519045	-1.122327	6
	NM-France	Pays de la Loire	2018-2022	48.136565	-1.6939176	7
	NM-France	Bretagne	2021	48.136565	-1.6939176	1
	NM-France	Normandie	2022	49.100326	-1.0791	1
	NM-France	Auvergne-Rhone-Alpes	2011-2023	45.741177	4.819881	15
	NM-France	Grand Est	2019	48.661742	7.611926	2
	Switzerland	Vaud	2017-2019	46.52156	6.64287	4
	Germany	Rhineland-Palatinate	2009-2012	49.263	8.135	4

661  
662  
663

**Appendix 3 - *Tapinoma* samples collected in (A) French OPSOs and (B) Western Europe and North Africa localities**

664

## Acknowledgements

665 The authors thank all OPSOs staff for permitting sampling in their stores,  
666 Clément Gouraud for providing *Tapinoma* samples from North-western France and  
667 Asma Labbaci for providing *Tapinoma* samples from Algeria. They thank Pascaline  
668 Chiffet-Belle for the technical supervising of Asma Labbaci for the laboratory  
669 works.

670

## Funding

671 The authors are funded by Montpellier Méditerranée Metropolis and the City  
672 of Montpellier. B. Kaufmann, A. Dumet and J.M.W. Gippet were supported by the  
673 French National Research Agency (ANR) through the LABEX IMU (ANR-10-LABX-  
674 0088) of Université de Lyon.

675

## Conflict of interest disclosure

676 The authors declare that they comply with the PCI rule of having no  
677 financial conflicts of interest in relation to the content of the article.

678

## Data, scripts, code, and supplementary information availability

679

The Text uses the paragraph style "Text PCJ".

680

Data are available online: <https://doi.org/10.23708/V2AMCA>

681

## References

682

Ahlroth P, Alatalo RV, Holopainen A, Kumpulainen T, Suhonen J (2003)

683

Founder population size and number of source populations enhance

684

colonization success in waterstriders. *Oecologia*, **137**, 617–620.

685

<https://doi.org/10.1007/s00442-003-1344-y>

686

Angulo E, Hoffmann BD, Ballesteros-Mejia L, Taheri A, Balzani P, Bang A,

687

Renault D, Cordonnier M, Bellard C, Diagne C, Ahmed DA, Watari Y,

688

Courchamp F (2022) Economic costs of invasive alien ants worldwide.

689

*Biological Invasions*, **24**, 2041–2060. [https://doi.org/10.1007/s10530-022-](https://doi.org/10.1007/s10530-022-02791-w)

690

[02791-w](https://doi.org/10.1007/s10530-022-02791-w)

691

Axen HJ, Wildermuth A, Cahan SH (2014) Environmental filtering of foraging

692

strategies mediates patterns of coexistence in the fire ants *Solenopsis*

693

*geminata* and *Solenopsis xyloni*, and their interspecific hybrids. *Ecological*

694

*Entomology*, **39**, 290–299. <https://doi.org/10.1111/een.12100>

695

Balzani P, Vizzini S, Frizzi F, Masoni A, Lessard J-P, Bernasconi C, Francoeur A,

696

Ibarra-Isassi J, Brassard F, Cherix D, Santini G (2021) Plasticity in the

697

trophic niche of an invasive ant explains establishment success and long-

698

term coexistence. *Oikos*, **130**, 691–696. <https://doi.org/10.1111/oik.08217>

699

Bertelsmeier C, Avril A, Blight O, Confais A, Diez L, Jourdan H, Orivel J, Saint

700

Germès N, Courchamp F (2015) Different behavioural strategies among

701

seven highly invasive ant species. *Biological Invasions*, **17**, 2491–2503.

702

<https://doi.org/10.1007/s10530-015-0892-5>

703

Blatrix R, Colin T, Wegnez P, Galkowski C, Geniez P (2018) Introduced ants

704

(Hymenoptera: Formicidae) of mainland France and Belgium, with a focus

705 on greenhouses. *Annales de la Société entomologique de France (N.S.)*,  
706 **54**, 293–308. <https://doi.org/10.1080/00379271.2018.1490927>

707 Blight O, Provost E, Renucci M, Tirard A, Orgeas J (2010) A native ant armed  
708 to limit the spread of the Argentine ant. *Biological Invasions*, **12**, 3785–  
709 3793. <https://doi.org/10.1007/s10530-010-9770-3>

710 Blumenfeld AJ, Eyer P-A, Husseneder C, Mo J, Johnson LNL, Wang C, Kenneth  
711 Grace J, Chouvenec T, Wang S, Vargo EL (2021) Bridgehead effect and  
712 multiple introductions shape the global invasion history of a termite.  
713 *Communications Biology*, **4**, 1–12. [https://doi.org/10.1038/s42003-021-](https://doi.org/10.1038/s42003-021-01725-x)  
714 [01725-x](https://doi.org/10.1038/s42003-021-01725-x)

715 Bonnamour A, Gippet JMW, Bertelsmeier C (2021) Insect and plant invasions  
716 follow two waves of globalisation. *Ecology Letters*, **24**, 2418–2426.  
717 <https://doi.org/10.1111/ele.13863>

718 Broennimann O, Treier UA, Müller-Schärer H, Thuiller W, Peterson AT, Guisan  
719 A (2007) Evidence of climatic niche shift during biological invasion. *Ecology*  
720 *Letters*, **10**, 701–709. <https://doi.org/10.1111/j.1461-0248.2007.01060.x>

721 Bujan J, Charavel E, Bates OK, Gippet JMW, Darras H, Lebas C, Bertelsmeier C  
722 (2021) Increased acclimation ability accompanies a thermal niche shift of a  
723 recent invasion. *Journal of Animal Ecology*, **90**, 483–491.  
724 <https://doi.org/10.1111/1365-2656.13381>

725 Carscadden KA, Emery NC, Arnillas CA, Cadotte MW, Afkhami ME, Gravel D,  
726 Livingstone SW, Wiens JJ (2020) Niche Breadth: Causes and Consequences  
727 for Ecology, Evolution, and Conservation. *The Quarterly Review of Biology*,  
728 **95**, 179–214. <https://doi.org/10.1086/710388>

729 Centanni J, Kaufmann B, Blatrix R, Blight O, Dumet A, Jay-Robert P, Vergnes A  
730 (2022) High resolution mapping in Southern France reveals that  
731 distributions of supercolonial and monodomous species in the *Tapinoma*  
732 *nigerrimum* complex (Hymenoptera: Formicidae) are related to sensitivity  
733 to urbanization. *Myrmecological News*, **32**, 41–50.  
734 [https://doi.org/10.25849/myrmecol.news\\_032:041](https://doi.org/10.25849/myrmecol.news_032:041)

735 Commission Delegated Regulation (EU) 2019/1702 of 1 August 2019  
736 supplementing Regulation (EU) 2016/2031 of the European Parliament and  
737 of the Council by establishing the list of priority pests (2019).  
738 [http://data.europa.eu/eli/reg\\_del/2019/1702/oj](http://data.europa.eu/eli/reg_del/2019/1702/oj)

739 Cronin K, Kaplan H, Gaertner M, Irlich UM, Timm Hoffman M (2017) Aliens in  
740 the nursery: assessing the attitudes of nursery managers to invasive  
741 species regulations. *Biological Invasions*, **19**, 925–937.  
742 <https://doi.org/10.1007/s10530-016-1363-3>

743 Cronin A, Molet M, Doums C, Monnin T, Peeters C (2013) Recurrent Evolution  
744 of Dependent Colony Foundation Across Eusocial Insects. *Annual Review of*  
745 *Entomology*, **58**, 37. <https://doi.org/10.1146/annurev-ento-120811-153643>

746 Crowder DW, Snyder WE (2010) Eating their way to the top? Mechanisms  
747 underlying the success of invasive insect generalist predators. *Biological*  
748 *Invasions*, **12**, 2857–2876. <https://doi.org/10.1007/s10530-010-9733-8>

749 Dekoninck W, Parmentier T, SEIFERT B (2015) First records of a supercolonial  
750 species of the *Tapinoma nigerrimum* complex in Belgium (Hymenoptera:  
751 Formicidae). *Bulletin de la Société royale belge d'Entomologie / Bulletin*  
752 *van de Koninklijke Belgische Vereniging voor Entomologie*, **151**, 206–209.

- 753 Delabie J, Koch E, Dodonov P, Caitano B, DaRocha W, Jahyny B, Leponce M,  
754 Majer J, Mariano C (2021) Sampling and Analysis Methods for Ant Diversity  
755 Assessment. In: *Measuring Arthropod Biodiversity: A Handbook of*  
756 *Sampling Methods* (eds Santos JC, Fernandes GW), pp. 13–54. Springer  
757 International Publishing, Cham. [https://doi.org/10.1007/978-3-030-53226-](https://doi.org/10.1007/978-3-030-53226-0_2)  
758 [0\\_2](https://doi.org/10.1007/978-3-030-53226-0_2)
- 759 Destour G, Blatrix R, Caries A, Genevet J, Kaufmann B, Lecoq B, Lucas A,  
760 Verlingue K, Vergnes A, Javal M (2024) Impact of temperature and season  
761 on ant foraging activity of two invasive species in a Mediterranean urban  
762 area. *Ecological Entomology*, 1–9. <https://doi.org/10.1111/een.13339>
- 763 Diagne C, Leroy B, Vaissière A-C, Gozlan RE, Roiz D, Jarić I, Salles J-M,  
764 Bradshaw CJA, Courchamp F (2021) High and rising economic costs of  
765 biological invasions worldwide. *Nature*, **592**, 571–576.  
766 <https://doi.org/10.1038/s41586-021-03405-6>
- 767 Dlugosch KM, Parker IM (2008) Founding events in species invasions: genetic  
768 variation, adaptive evolution, and the role of multiple introductions.  
769 *Molecular Ecology*, **17**, 431–449. [https://doi.org/10.1111/j.1365-](https://doi.org/10.1111/j.1365-294X.2007.03538.x)  
770 [294X.2007.03538.x](https://doi.org/10.1111/j.1365-294X.2007.03538.x)
- 771 Earl DA, vonHoldt BM (2012) STRUCTURE HARVESTER: a website and  
772 program for visualizing STRUCTURE output and implementing the Evanno  
773 method. *Conservation Genetics Resources*, **4**, 359–361.  
774 <https://doi.org/10.1007/s12686-011-9548-7>
- 775 Estoup A, Guillemaud T (2010) Reconstructing routes of invasion using  
776 genetic data: why, how and so what? *Molecular Ecology*, **19**, 4113–4130.  
777 <https://doi.org/10.1111/j.1365-294X.2010.04773.x>
- 778 Felden A, Paris CI, Chapple DG, Haywood J, Suarez AV, Tsutsui ND, Lester PJ,  
779 Gruber MAM (2018) Behavioural variation and plasticity along an invasive  
780 ant introduction pathway. *Journal of Animal Ecology*, **87**, 1653–1666.  
781 <https://doi.org/10.1111/1365-2656.12886>
- 782 Fenn-Moltu G, Ollier S, Bates OK, Liebhold AM, Nahrung HF, Pureswaran DS,  
783 Yamanaka T, Bertelsmeier C (2023) Global flows of insect transport and  
784 establishment: The role of biogeography, trade and regulations. *Diversity*  
785 *and Distributions*, **29**, 1478–1491. <https://doi.org/10.1111/ddi.13772>
- 786 Foucaud J, Rey O, Robert S, Crespin L, Orivel J, Facon B, Loiseau A, Jourdan H,  
787 Kenne M, Masse PSM, Tindo M, Vonshak M, Estoup A (2013)  
788 Thermotolerance adaptation to human-modified habitats occurs in the  
789 native range of the invasive ant *Wasmannia auropunctata* before long-  
790 distance dispersal. *Evolutionary Applications*, **6**, 721–734.  
791 <https://doi.org/10.1111/eva.12058>
- 792 Fournier D, Aron S (2021) Hybridization and invasiveness in social insects —  
793 The good, the bad and the hybrid. *Current Opinion in Insect Science*, **46**,  
794 1–9. <https://doi.org/10.1016/j.cois.2020.12.004>
- 795 Gippet JMW, George L, Bertelsmeier C (2022) Local coexistence of native and  
796 invasive ant species is associated with micro-spatial shifts in foraging  
797 activity. *Biological Invasions*, **24**, 761–773. [https://doi.org/10.1007/s10530-](https://doi.org/10.1007/s10530-021-02678-2)  
798 [021-02678-2](https://doi.org/10.1007/s10530-021-02678-2)



799 Gippet JM, Liebhold AM, Fenn-Moltu G, Bertelsmeier C (2019) Human-  
800 mediated dispersal in insects. *Current Opinion in Insect Science*, **35**, 96-  
801 102. <https://doi.org/10.1016/j.cois.2019.07.005>

802 Gippet JMW, Mondy N, Diallo-Dudek J, Bellec A, Dumet A, Mistler L, Kaufmann  
803 B (2017) I'm not like everybody else: urbanization factors shaping spatial  
804 distribution of native and invasive ants are species-specific. *Urban*  
805 *Ecosystems*, **20**, 157-169. <https://doi.org/10.1007/s11252-016-0576-7>

806 Gippet JMW, Piola F, Rouified S, Viricel M-R, Puijalon S, Douady CJ, Kaufmann B  
807 (2018) Multiple invasions in urbanized landscapes: interactions between  
808 the invasive garden ant *Lasius neglectus* and Japanese knotweeds (*Fallopia*  
809 spp.). *Arthropod-Plant Interactions*, **12**, 351-360.  
810 <https://doi.org/10.1007/s11829-017-9589-2>

811 Gippet JMW, Rocabert C, Colin T, Grangier J, Tauru H, Dumet A, Mondy N,  
812 Kaufmann B (2022) The observed link between urbanization and invasion  
813 can depend on how invasion is measured. *Diversity and Distributions*, **28**,  
814 1171-1179. <https://doi.org/10.1111/ddi.13509>

815 Gouraud C, Kaufmann B (2022) Nouvelles observations des fourmis invasives  
816 du complexe des *Tapinoma* gr. *nigerrimum* dans le Massif armoricain  
817 (Hymenoptera : Formicidae). *Invertébrés Armoricains*, **23**, 23-38

818 Helanterä H (2022) Supercolonies of ants (Hymenoptera: Formicidae):  
819 ecological patterns, behavioural processes and their implications for social  
820 evolution. *Myrmecological News*, **32**, 1-22.  
821 [https://doi.org/10.25849/myrmecol.news\\_032:001](https://doi.org/10.25849/myrmecol.news_032:001)

822 Holway DA, Lach L, Suarez AV, Tsutsui ND, Case TJ (2002) The Causes and  
823 Consequences of Ant Invasions. *Annual Review of Ecology and*  
824 *Systematics*, **33**, 181-233.  
825 <https://doi.org/10.1146/annurev.ecolsys.33.010802.150444>

826 Hovick SM, Whitney KD (2014) Hybridisation is associated with increased  
827 fecundity and size in invasive taxa: meta-analytic support for the  
828 hybridisation-invasion hypothesis. *Ecology Letters*, **17**, 1464-1477.  
829 <https://doi.org/10.1111/ele.12355>

830 Hsu F-C, Hsu G-C, Lee C-C, Lin C-C, Ho C-K, Yang C-CS (2024) Free ride  
831 without raising a thumb: A citizen science project reveals the pattern of  
832 active ant hitchhiking on vehicles and its ecological implications. *Ecological*  
833 *Entomology*, 1-5. <https://doi.org/10.1111/een.13336>

834 Hufbauer RA, Facon B, Ravigné V, Turgeon J, Foucaud J, Lee CE, Rey O,  
835 Estoup A (2012) Anthropogenically induced adaptation to invade (AIAI):  
836 contemporary adaptation to human-altered habitats within the native  
837 range can promote invasions. *Evolutionary Applications*, **5**, 89-101.  
838 <https://doi.org/10.1111/j.1752-4571.2011.00211.x>

839 Hulme PE (2009) Trade, transport and trouble: managing invasive species  
840 pathways in an era of globalization. *Journal of Applied Ecology*, **46**, 10-18.  
841 <https://doi.org/10.1111/j.1365-2664.2008.01600.x>

842 Javal M, Lombaert E, Tsykun T, Courtin C, Kerdelhué C, Prospero S, Roques A,  
843 Roux G (2019) Deciphering the worldwide invasion of the Asian long-  
844 horned beetle: A recurrent invasion process from the native area together  
845 with a bridgehead effect. *Molecular Ecology*, **28**, 951-967.  
846 <https://doi.org/10.1111/mec.15030>

847 Jombart T, Devillard S, Balloux F (2010) Discriminant analysis of principal  
848 components: a new method for the analysis of genetically structured  
849 populations. *BMC genetics*, **11**, 94. [https://doi.org/10.1186/1471-2156-11-](https://doi.org/10.1186/1471-2156-11-94)  
850 [94](https://doi.org/10.1186/1471-2156-11-94)

851 van Kleunen M, Dawson W, Essl F, Pergl J, Winter M, Weber E, Kreft H, Weigelt  
852 P, Kartesz J, Nishino M, Antonova LA, Barcelona JF, Cabezas FJ, Cárdenas D,  
853 Cárdenas-Toro J, Castaño N, Chacón E, Chatelain C, Ebel AL, Figueiredo E,  
854 Fuentes N, Groom QJ, Henderson L, Inderjit, Kupriyanov A, Masciadri S,  
855 Meerman J, Morozova O, Moser D, Nickrent DL, Patzelt A, Pelsner PB,  
856 Baptiste MP, Poopath M, Schulze M, Seebens H, Shu W, Thomas J, Velayos  
857 M, Wieringa JJ, Pyšek P (2015) Global exchange and accumulation of non-  
858 native plants. *Nature*, **525**, 100–103. <https://doi.org/10.1038/nature14910>

859 Kopelman NM, Mayzel J, Jakobsson M, Rosenberg NA, Mayrose I (2015)  
860 Clumpak: A program for identifying clustering modes and packaging  
861 population structure inferences across K. *Molecular Ecology Resources*, **15**,  
862 1179–1191. <https://doi.org/10.1111/1755-0998.12387>

863 Lach L, Thomas ML (2008) Invasive ants in Australia: documented and  
864 potential ecological consequences. *Australian Journal of Entomology*, **47**,  
865 275–288. <https://doi.org/10.1111/j.1440-6055.2008.00659.x>

866 Lenoir A, Mercier J-L, Perdereau E, Berville L, Galkowski C (2023) Sur  
867 l'expansion des fourmis envahissantes du genre *Tapinoma* en France  
868 (Hymenoptera : Formicidae). *Osmia*, **11**, 1–10.  
869 <https://doi.org/10.47446/OSMIA11.1>

870 Mansour R, Suma P, Mazzeo G, La Pergola A, Pappalardo V, Grissa Lebdi K,  
871 Russo A (2012) Interactions between the ant *Tapinoma nigerrimum*  
872 (Hymenoptera: Formicidae) and the main natural enemies of the vine and  
873 citrus mealybugs (Hemiptera: Pseudococcidae). *Biocontrol Science and*  
874 *Technology*, **22**, 527–537. <https://doi.org/10.1080/09583157.2012.665832>

875 McGeoch MA, Butchart SHM, Spear D, Marais E, Kleynhans EJ, Symes A,  
876 Chanson J, Hoffmann M (2010) Global indicators of biological invasion:  
877 species numbers, biodiversity impact and policy responses. *Diversity and*  
878 *Distributions*, **16**, 95–108. [https://doi.org/10.1111/j.1472-](https://doi.org/10.1111/j.1472-4642.2009.00633.x)  
879 [4642.2009.00633.x](https://doi.org/10.1111/j.1472-4642.2009.00633.x)

880 Mesgaran MB, Lewis MA, Ades PK, Donohue K, Ohadi S, Li C, Cousens RD  
881 (2016) Hybridization can facilitate species invasions, even without  
882 enhancing local adaptation. *Proceedings of the National Academy of*  
883 *Sciences*, **113**, 10210–10214. <https://doi.org/10.1073/pnas.1605626113>

884 Meurisse N, Rassati D, Hurley BP, Bockerhoff EG, Haack RA (2019) Common  
885 pathways by which non-native forest insects move internationally and  
886 domestically. *Journal of Pest Science*, **92**, 13–27.  
887 <https://doi.org/10.1007/s10340-018-0990-0>

888 Moffett MW (2012) Supercolonies of billions in an invasive ant: What is a  
889 society? *Behavioral Ecology*, **23**, 925–933.  
890 <https://doi.org/10.1093/beheco/ars043>

891 Parrella MP, Wagner A, Fujino DW (2015) The Floriculture and Nursery  
892 Industry's Struggle with Invasive Species. *American Entomologist*, **61**, 39–  
893 50. <https://doi.org/10.1093/ae/tmv006>

894 Pergl J, Pyšek P, Bacher S, Essl F, Genovesi P, Harrower CA, Hulme PE,  
895 Jeschke JM, Kenis M, Kühn I, Perglova I, Rabitsch W, Roques A, Roy DB, Roy  
896 HE, Vilà M, Winter M, Nentwig W (2017) Troubling travellers: Are  
897 ecologically harmful alien species associated with particular introduction  
898 pathways? *NeoBiota*, **32**, 1–20. <https://doi.org/10.3897/neobiota.32.10199>  
899 Pfennig KS, Kelly AL, Pierce AA (2016) Hybridization as a facilitator of species  
900 range expansion. *Proceedings of the Royal Society B: Biological Sciences*,  
901 **283**, 20161329. <https://doi.org/10.1098/rspb.2016.1329>  
902 Pritchard JK, Stephens M, Donnelly P (2000) Inference of population structure  
903 using multilocus genotype data. *Genetics*, **155**, 945–959.  
904 <https://doi.org/10.1093/genetics/155.2.945>  
905 Pyšek P, Bacher S, Kühn I, Novoa A, Catford JA, Hulme PE, Pergl J, Richardson  
906 DM, Wilson JRU, Blackburn TM (2020) MAcroecological Framework for  
907 Invasive Aliens (MAFIA): disentangling large-scale context dependence in  
908 biological invasions. *NeoBiota*, **62**, 407–461.  
909 <https://doi.org/10.3897/neobiota.62.52787>  
910 Pyšek P, Richardson DM (2010) Invasive Species, Environmental Change and  
911 Management, and Health. *Annual Review of Environment and Resources*,  
912 **35**, 25–55. <https://doi.org/10.1146/annurev-environ-033009-095548>  
913 Roman J, Darling JA (2007) Paradox lost: genetic diversity and the success of  
914 aquatic invasions. *Trends in Ecology & Evolution*, **22**, 454–464.  
915 <https://doi.org/10.1016/j.tree.2007.07.002>  
916 Ross KG, Shoemaker DD (2008) Estimation of the number of founders of an  
917 invasive pest insect population: the fire ant *Solenopsis invicta* in the USA.  
918 *Proceedings of the Royal Society B: Biological Sciences*, **275**, 2231–2240.  
919 <https://doi.org/10.1098/rspb.2008.0412>  
920 Schierenbeck KA, Ellstrand NC (2009) Hybridization and the evolution of  
921 invasiveness in plants and other organisms. *Biological Invasions*, **11**, 1093–  
922 1105. <https://doi.org/10.1007/s10530-008-9388-x>  
923 Seifert B, D'Eustacchio D, Kaufmann B, Centorame M, Lorite P, Modica MV  
924 (2017) Four species within the supercolonial ants of the *Tapinoma*  
925 *nigerrimum* complex revealed by integrative taxonomy (Hymenoptera:  
926 Formicidae). *Myrmecological News*, **24**, 123–144.  
927 <https://doi.org/10.5281/zenodo.3538476>  
928 Seifert B, Kaufmann B, Fraysse L (2024) A taxonomic revision of the  
929 Palaearctic species of the ant genus *Tapinoma* Mayr 1861 (Hymenoptera:  
930 Formicidae). *Zootaxa*, **5435**, 1–74.  
931 <https://doi.org/10.11646/zootaxa.5435.1.1>  
932 Siddiqui JA, Bamisile BS, Khan MM, Islam W, Hafeez M, Bodlah I, Xu Y (2021)  
933 Impact of invasive ant species on native fauna across similar habitats  
934 under global environmental changes. *Environmental Science and Pollution*  
935 *Research International*, **28**, 54362–54382. [https://doi.org/10.1007/s11356-](https://doi.org/10.1007/s11356-021-15961-5)  
936 [021-15961-5](https://doi.org/10.1007/s11356-021-15961-5)  
937 Silverman J, Brightwell RJ (2008) The Argentine Ant: Challenges in Managing  
938 an Invasive Unicolonial Pest. *Annual Review of Entomology*, **53**, 231–252.  
939 <https://doi.org/10.1146/annurev.ento.53.103106.093450>  
940 Suhr EL, O'Dowd DJ, Suarez AV, Cassey P, Wittmann TA, Ross JV, Cope RC  
941 (2019) Ant interceptions reveal roles of transport and commodity in

942 identifying biosecurity risk pathways into Australia. *NeoBiota*, **53**, 1–24.  
943 <https://doi.org/10.3897/neobiota.53.39463>

944 Torres CW, Brandt M, Tsutsui ND (2007) The role of cuticular hydrocarbons as  
945 chemical cues for nestmate recognition in the invasive Argentine ant  
946 (*Linepithema humile*). *Insectes Sociaux*, **54**, 363–373.  
947 <https://doi.org/10.1007/s00040-007-0954-5>

948 Ugelvig LV, Drijfhout FP, Kronauer DJ, Boomsma JJ, Pedersen JS, Cremer S  
949 (2008) The introduction history of invasive garden ants in Europe:  
950 Integrating genetic, chemical and behavioural approaches. *BMC Biology*, **6**,  
951 11. <https://doi.org/10.1186/1741-7007-6-11>

952 Van Tuyl JM (2012) Ornamental plant breeding activities worldwide. *Acta*  
953 *Horticulturae*, 13–17. <https://doi.org/10.17660/ActaHortic.2012.953.1>

954 Yamaguchi T (2004) Influence of urbanization on ant distribution in parks of  
955 Tokyo and Chiba City, Japan I. Analysis of ant species richness. *Ecological*  
956 *Research*, **19**, 209–216. <https://doi.org/10.1111/j.1440-1703.2003.00625.x>

957 Young SL, Clements DR, DiTommaso A (2017) Climate Dynamics, Invader  
958 Fitness, and Ecosystem Resistance in an Invasion-Factor Framework.  
959 *Invasive Plant Science and Management*, **10**, 215–231.  
960 <https://doi.org/10.1017/inp.2017.28>

961

962 Zalewski A, Michalska-Parda A, Bartoszewicz M, Kozakiewicz M, Brzeziński M  
963 (2010) Multiple introductions determine the genetic structure of an invasive  
964 species population: American mink *Neovison vison* in Poland. *Biological*  
965 *Conservation*, **143**, 1355–1363. <https://doi.org/10.1016/j.biocon.2010.03.009>  
966  
967  
968  
969