



**HAL**  
open science

## RNA extraction optimization for both microbiome and virome analysis

Alice Michel, Marie Leoz, Nicolas Nesi, Meriadeg Le Gouil, Hortense Petat,  
Chervin Hassel, Jean-Christophe Plantier

► **To cite this version:**

Alice Michel, Marie Leoz, Nicolas Nesi, Meriadeg Le Gouil, Hortense Petat, et al.. RNA extraction optimization for both microbiome and virome analysis. Journée Normande de Recherche Biomédicale, Jun 2024, Rouen, France. hal-04617878

**HAL Id: hal-04617878**

**<https://hal.science/hal-04617878v1>**

Submitted on 19 Jun 2024

**HAL** is a multi-disciplinary open access archive for the deposit and dissemination of scientific research documents, whether they are published or not. The documents may come from teaching and research institutions in France or abroad, or from public or private research centers.

L'archive ouverte pluridisciplinaire **HAL**, est destinée au dépôt et à la diffusion de documents scientifiques de niveau recherche, publiés ou non, émanant des établissements d'enseignement et de recherche français ou étrangers, des laboratoires publics ou privés.

A. Michel<sup>1</sup>, M. Leoz<sup>1</sup>, N. Nesi<sup>2</sup>, M. Le Gouil<sup>3</sup>, H. Petat<sup>4</sup>, C. Hassel<sup>1</sup>, J.C. Plantier<sup>5</sup>

<sup>1</sup>Univ Rouen Normandie, Univ de Caen Normandie, INSERM, DYNAMICURE UMR 1311 F-76000 Rouen, France ; <sup>2</sup>Univ de Caen Normandie, Univ de Rouen Normandie, INSERM, DYNAMICURE UMR 1311 F-14000 Caen, France ; <sup>3</sup>Univ de Caen Normandie, Univ Rouen Normandie, INSERM, DYNAMICURE UMR 1311, CHU Caen, Department of Virology, F-14000 Caen, France ; <sup>4</sup>Univ Rouen Normandie, Univ de Caen Normandie, INSERM, DYNAMICURE UMR 1311, CHU Rouen, Department of Pediatrics, F-76000 Rouen, France ; <sup>5</sup>Univ Rouen Normandie, Univ de Caen Normandie, INSERM, DYNAMICURE UMR 1311, CHU Rouen, Department of Virology, F-76000 Rouen, France

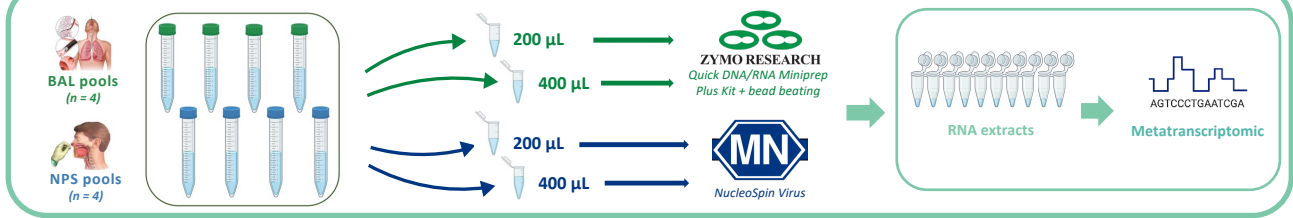
## Introduction

The **respiratory microbiome** and its involvement in respiratory diseases have been increasingly studied since its discovery in the 2010's. The low biomass in respiratory samples makes it difficult to study by **next generation sequencing** (NGS).

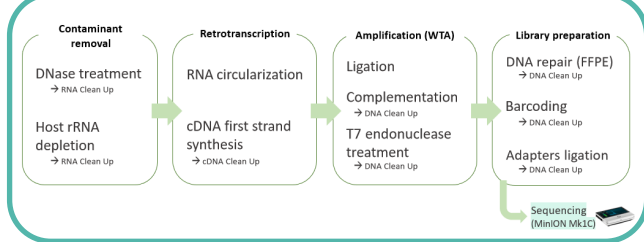
In this study, we assess two types of micro-organism **RNA extraction** from nasopharyngeal swabs (NPS) and bronchoalveolar lavages (BAL) pools to optimize **metatranscriptomic analysis** associated with **long-read sequencing** using **Nanopore Oxford Sequencing**.

## Methods

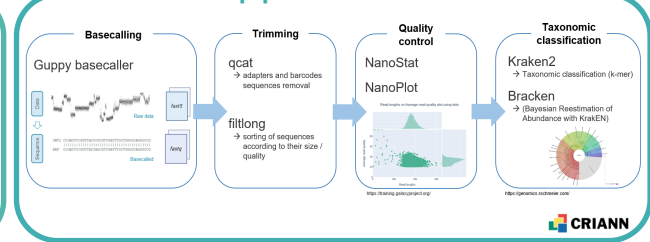
### RNA extraction from respiratory samples



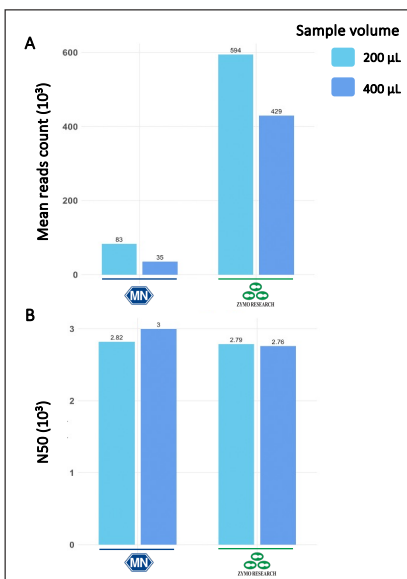
### NGS



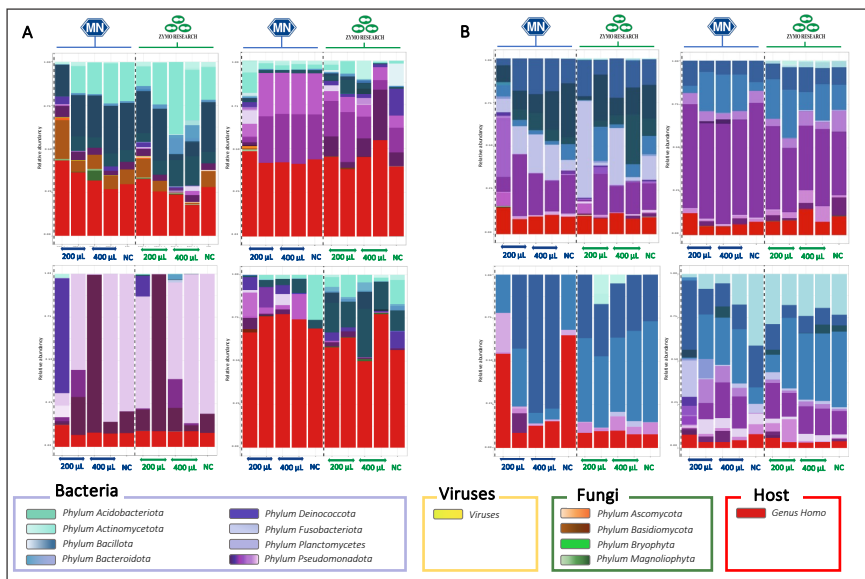
### Bioinformatic pipeline



## Results



**Figure 1.** Mean reads count (A) and N50 values (B) depending on the RNA extraction kit (Zymo Reasearch ; Macherey-Nagel ) and sample volume considered for input.



**Figure 2.** Taxonomic classification results at genus level, using a combination of Bracken and Kraken2 softwares for the four **BAL pools (A)** and **NPS pools (B)**, depending on the RNA extraction kit (Zymo Reasearch ; Macherey-Nagel ) and sample volume considered for input. NaCl buffer and storage buffer, for BAL and NPS pools respectively, were considered as negative-controls (NC).

## Outcomes

These results show that an **RNA extraction protocol** including bead beating provides a **large amount** of **bacterial taxonomic information**, without compromising its quality. Furthermore, this protocol does not appear to have a deleterious effect on the amount of **viral taxonomic information**, making it compatible with **microbiome analyses**, including **virome specific studies**.