



**HAL**  
open science

## Structural Topology Optimization for Abrasive Water-Jet Fabricated Glass

Kimhong Heng, Maxime Vassaux, Raveth Hin, Chansopheak Seang, Eric Robin, Jean-Christophe Sangleboeuf

► **To cite this version:**

Kimhong Heng, Maxime Vassaux, Raveth Hin, Chansopheak Seang, Eric Robin, et al.. Structural Topology Optimization for Abrasive Water-Jet Fabricated Glass. Challenging Glass Conference, Christian Louter; Freek Bos; Jan Belis, Jun 2024, Delf, Netherlands. 10.47982/cgc.9.485 . hal-04615064

**HAL Id: hal-04615064**

**<https://hal.science/hal-04615064>**

Submitted on 18 Jun 2024

**HAL** is a multi-disciplinary open access archive for the deposit and dissemination of scientific research documents, whether they are published or not. The documents may come from teaching and research institutions in France or abroad, or from public or private research centers.

L'archive ouverte pluridisciplinaire **HAL**, est destinée au dépôt et à la diffusion de documents scientifiques de niveau recherche, publiés ou non, émanant des établissements d'enseignement et de recherche français ou étrangers, des laboratoires publics ou privés.



Distributed under a Creative Commons Attribution 4.0 International License

# Structural Topology Optimization for Abrasive Water-Jet Fabricated Glass

Kimhong Heng <sup>a,b</sup>, Maxime Vassaux <sup>a</sup>, Raveth Hin <sup>b</sup>, Chansopheak Seang <sup>b</sup>, Eric Robin <sup>a</sup>,  
Jean-Christophe Sangleboeuf <sup>a</sup>

<sup>a</sup> Univ. Rennes, CNRS, IPR (Institut de Physique de Rennes) - UMR 6251, Rennes, 35000, France

<sup>b</sup> Research and Innovation Centre, Institute of Technology of Cambodia, Phnom Penh, Cambodia,  
[raveth.hin@itc.edu.kh](mailto:raveth.hin@itc.edu.kh)

## Abstract

The application of structural topology optimization to glass may enable the design of architectural and lightweight glass structures. There is still a lack of specific topology optimization tools for such a brittle material. This work establishes a topology optimization computational method for the design of glass structures fabricated via abrasive water-jet cutting. This allows to obtain load-bearing glass components which can have a high strength-to-weight ratio while accounting for changes in mechanical properties induced by the fabrication process. Here, we consider a volume minimization problem in which global displacement and global maximum principal stress design criteria are considered. The optimization algorithm is developed based on a density method with a robust filtering method. The Method of Moving Asymptote (MMA) is used as the standard optimizer. The numerical examples are presented in both 2D and 3D design structures. We perform topology optimization with mechanical properties specifically obtained experimentally for water-jet cut glass. We find that customized topology optimization can minimize effectively the volume of the structures and improve structural performance.

## Keywords

Topology optimization, Lightweight glass structure, Failure behaviour, Water-jet cutting

## Article Information

- Digital Object Identifier (DOI): [10.47982/cgc.9.485](https://doi.org/10.47982/cgc.9.485)
- Published by [Challenging Glass](#), on behalf of the author(s), at [Stichting OpenAccess](#).
- Published as part of the peer-reviewed [Challenging Glass Conference Proceedings](#), Volume 9, June 2024, [10.47982/cgc.9](https://doi.org/10.47982/cgc.9)
- Editors: Christian Louter, Freek Bos & Jan Belis
- This work is licensed under a [Creative Commons Attribution 4.0 International](#) (CC BY 4.0) license.
- Copyright © 2024 with the author(s)

## 1. Introduction

Glass has been used in modern architecture and civil engineering for various applications. The significantly high self-weight of today's glass products is a critical factor for connections and wide-span design (Hänig and Weller 2020). Heavyweight also introduce significant challenges during the transportation and installation stages, requiring careful planning, resources, and expertise to overcome. Moreover, addressing the high usage of materials in the construction industry is a major concern of CO<sub>2</sub> emissions (Choi et al. 2017). This seems to be unsustainable for using glass in the construction industry. Hence, lightweight glass structures with curved shapes or hold filling in the structures are a key leading to highly innovative glazing solutions (Belis et al. 2019; Louter et al. 2018; Silveira et al. 2018).

Currently, the development of lightweight design strategies for glass structures is based on the composite laminate concept (Hänig and Weller 2020, 2021, 2022; Kothe et al. 2021; Pfarr and Louter 2023; Shitanoki et al. 2015) which is applied to most structural glass applications. Combining a strong glass material with a robust interlayer material can result in thin structural composite glass panels.

Alternatively, topology optimization is an innovative structural design solution that may enable to design lightweight structures and structural shapes for a wide range of application purposes. The challenge of topology optimization design for glass can be both fabrication and computational design as the optimized structure has irregular shapes and the solution of topology optimization obtained from mathematical programming and finite element techniques is computationally intensive (Giraldo-Londoño et al. 2022).

From the latest advancements in glass fabrication methods, 3D printing of glass can create small-scale glass objects, as demonstrated by Inamura et al. (2018) and Klein et al. (2015). For larger-scale structures, 2D structural glass shapes are rather fabricated using abrasive water-jet (AWJ) or laser cutting techniques, as noted by Nisar et al. (2013). These cutting methods enable the fabrication of structures as large as the size of the largest available glass product. Furthermore, the cut glass pieces can be laminated to enhance safety and structural integrity. By combining advanced cutting methods with lamination techniques, it may become possible to create large-scale 3D structural glass assemblies. This approach is akin to brick construction, where individual components are assembled to form a cohesive structure. In our topology optimization approach, we will rely on mechanical properties characterised specifically on AWJ cut glass.

Recently, a few research efforts have been made to enable structural topology optimization for such a brittle material. In turn, enabling the design of cast glass structures such as bridges, slabs, shells, and connections (Damen et al. 2022; Daniella 2020; Koopman 2021; Stefanaki 2020). The studies mainly focused on the application of commercial topology optimization tools to design mass-optimized structures to reduce the annealing time for the fabrication process. The design was based on compliance-based (elastic energy) or Von Mises stress-based optimization. In such cases, compliance optimization is related to stiffness optimization. Von Mises stress is often appropriate for evaluating the failure of ductile materials (Duysinx and Bendsoe 1998).

Now for brittle materials specifically, there are very few topology optimization developments based on maximum principal stress. The majority of research works have adopted the Von Mises stress. Nonetheless, Chen et al. (2021) developed global maximum principal stress-constrained topology optimization based on the Bidirectional Evolutionary Structural Optimization (BESO) method for 2D concrete structures. The p-norm aggregation function was used to compute the peak stress value and

was constrained to be smaller than the stress limit. Using an aggregation function in stress-constrained topology optimization is an effective technique for collecting millions of constraints to one constraint (Bendsøe and Sigmund 2003; Duysinx and Sigmund 1998; París et al. 2009). However, the aggregation function estimates the value greater than the real maximum value. Moreover, solving the volume minimization problem under stress constraints by the BESO method may not be achieved because the optimizer algorithm requires a predefined volume (Querín et al. 2017). Later, Giraldo-Londoño et al. (2022) proposed another topology optimization algorithm based on local maximum principal stress constraints solved by Solid Isotropic Material with Penalization (SIMP) method for 2D and 3D structures. In these recent studies, the maximum principal stress constraint alone could not enable the optimization to converge, thus the classical compliance objective was added to reach local minima. Compliance optimization allows to control indirectly structural displacement which is a limiting factor in structural engineering design. Otherwise, controlling displacement from compliance optimization design is not an effective solution because many compliance optimization design cases have to be tested to reach a predefined displacement condition. Lastly, we observe that self-weight load was neglected in the previous studies while it is an important design load in structural civil engineering design (Zhang et al. 2021) which influences optimal topologies obtained from the SIMP method (Bruyneel and Duysinx 2005).

Thus, the purpose of this work is to implement an algorithm to perform topology optimization for glass structures fabricated by the AWJ cutting method. We focus on the volume minimization problem which is equivalent to weight minimization by considering maximum principal stress and displacement as the design criteria. Self-weight load is also included in our optimization process. Moreover, a scaling coefficient introduced by Le et al. (2010) is used to treat the p-norm aggregation function. This formulated topology optimization algorithm is suited for real engineering design situations and differs from topology optimization performed in previous works (Chen et al. 2021; Giraldo-Londoño et al. 2022). The SIMP method is used to solve our topology optimization problem. To validate numerical results, the mechanical performance of the optimized design structure is verified with the commercial FE software ABAQUS.

The remaining parts of this paper are organized as follows: computational method including SIMP topology optimization method, stress and displacement aggregation, and topology optimization problem is presented in section 2. The mechanical characterization of glass used in our numerical study is described in section 3. Two numerical examples are demonstrated to show the effectiveness of our algorithm in section 4. Lastly, a conclusion is drawn in section 5.

## 2. Computational method

This section presents a topology optimization method framework with a finite element method. Then, an aggregation technique is introduced to estimate the peak value instead of using the  $\max(\cdot)$  operator in the optimization problem. Then topology optimization problem is introduced. The latter is a computational optimization algorithm.

### 2.1. Topology optimization

Regarding topology optimization design, we address two structural behaviours and one physical property such as a peak of maximum principal stress, a maximum vertical downward displacement, and a total volume equivalent to the weight or mass of a structure, respectively. Stress and displacement are chosen because this commonly happens in structural engineering design criteria.

Volume allows to reduce the weight of the structure under a set of predefined conditions. To compute such properties, the structure that is under a set of applied and self-weight loads and boundary conditions in a design region ( $\Omega$ ) as seen in Fig. 1, is discretized into finite elements. With this discretised technique, each finite element has the same brittle linear isotropic material properties and elemental area (2D) or volume (3D). In this work, each finite element has the same square and cube shape for 2D and 3D structures, respectively.

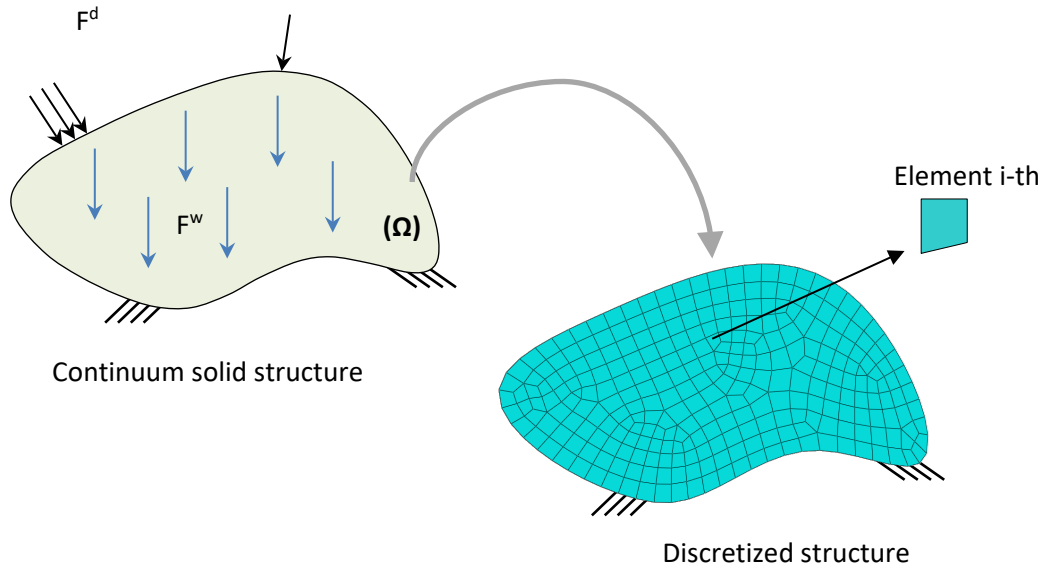


Fig. 1: Finite element mesh.

The mechanical behaviour of the solid structure can be evaluated from the nodal displacement of each element which is computed following the equilibrium FE equation below:

$$KU = F^w + F^d \quad (1)$$

where  $K$  is the global stiffness matrix,  $U$  is the global nodal displacement vector,  $F^w$  is the global self-weight force vector, and  $F^d$  is the global applied force vector.

We used a density method to find the optimized structure. In this method, each finite element has a design density variable,  $x_i \in [0,1]$ , which represents the structure by  $x_i = 0$  is void,  $x_i = 1$  is a solid glass material, and  $0 < x_i < 1$  is intermediate material. To minimize intermediate material which is known as the grey material and to solve checkerboard and mesh-dependency problems in the density method (Sigmund 1994), the robust filtering method (Guest et al. 2004; Sigmund 2007; Wang et al. 2011) is applied to the design variable,  $x_i$ . The modified density is now called physical density variables,  $\bar{x}_i$ , defined by:

$$\bar{x}_i = \frac{\tanh(\beta\eta) + \tanh(\beta(\bar{x}_i - \eta))}{\tanh(\beta\eta) + \tanh(\beta(1 - \eta))} \quad (2)$$

Here,  $\eta$  is a threshold value,  $\beta$  is the projection parameter,  $N_{e,i}$  is the neighbourhood set of elements within the allowable filtering region of radius,  $r_{min}$ ,  $r_j$  is the central distance from element  $i$ -th to element  $j$ -th,  $\tilde{x}_i$  is the filtered density variable obtained by:

$$\tilde{x}_i = \frac{\sum_{j \in N_{e,i}} w_j v_j x_j}{\sum_{j \in N_{e,i}} w_j v_j} \quad (3)$$

and  $w_j$  is the weighting function defined as:

$$w_j = r_{min} - r_j. \quad (4)$$

The total volume ratio, stiffness, and self-weight load of the structure are now formulated to be the functions of physical density variable and can be computed by following:

$$V_{total} = \frac{\sum_{i=1}^{nel} v_i \bar{x}_i}{V_0} \quad (5)$$

$$K = \cup_{i=1}^{nel} E_i(\bar{x}_i) k_i, \quad k_i = \int_{v_i} B_i^T D_0 B_i dv \quad (6)$$

$$F^w = \prod_{i=1}^{nel} F_i^w; \quad F_i^w = \begin{cases} \frac{1}{4} \bar{x}_i \rho_0 v_i g \{0 \ 1 \ \dots \ 0 \ 1\}_{1 \times 8}^T \text{ for } 2D \\ \frac{1}{8} \bar{x}_i \rho_0 v_i g \{0 \ 1 \ 0 \ \dots \ 0 \ 1 \ 0\}_{1 \times 24}^T \text{ for } 3D \end{cases} \quad (7)$$

where  $V_{total}$  is the total volume ratio of the structure,  $V_0$  is the total volume of the initial design structure,  $nel$  is the total number of finite elements,  $\cup(\cdot)$  is the assembly operator matrix for the global stiffness matrix,  $v_i$  is the elemental area (2D) or volume (3D),  $E_i(\bar{x}_i)$  is the interpolation function for stiffness of element  $i$ -th,  $k_i$  is the stiffness matrix of element  $i$ -th that can be obtained by Gaussian integration,  $B_i$  is a strain-displacement matrix of element  $i$ -th that can be obtained from the shape function based on displacement-based finite element,  $D_0$  is the constant elastic constitutive matrix of the solid material,  $\prod(\cdot)$  is the assembly operator vector for the global self-weight force vector,  $F_i^w$  is the nodal self-weight force vector of element  $i$ -th,  $\rho_0$  is the physical density of the material, and  $g$  is the gravitational acceleration (9.81 m/s<sup>2</sup>).

In this work, the interpolation function for stiffness,  $E_i(\bar{x}_i)$  is based on the modified SIMP (Bruyneel and Duysinx 2005; Sigmund 2007) defined as below:

$$E_i(\bar{x}_i) = \begin{cases} E_{min} + \bar{x}_i^k (E_0 - E_{min}), & x_{th} < \bar{x}_i \leq 1 \\ E_{min} + \bar{x}_i x_{th}^{k-1} (E_0 - E_{min}), & 0 \leq \bar{x}_i \leq x_{th} \end{cases} \quad (8)$$

where  $x_{th}$  is the threshold density value,  $k$  is the penalty factor for the SIMP model,  $E_{min}$  is Young's modulus of void elements, and  $E_0$  is Young's modulus of solid elements.

## 2.2. Stress and displacement aggregation

The largest value of maximum principal stress and vertical downward displacement are computed by using an approximated function, the  $p$ -norm function below:

$$\sigma^{PN} = \left( \sum_{i=1}^{nel} \sum_{j=1}^{ng} HS(\sigma_{mps,ij}) \sigma_{mps,ij}^{P1} \right)^{\frac{1}{P1}} \quad (9)$$

$$D^{PN} = \left( \sum_{i=1}^{nod} Hd(d_{vert,i}) d_{vert,i}^{P2} \right)^{\frac{1}{P2}} \quad (10)$$

where  $ng$  is the number of stress evaluation points of an element  $i$ -th, in this study  $ng = 5$  points for 2D element and  $ng = 9$  points for 3D element,  $nod$  is the total number of finite element nodes,  $\sigma_{mps}$

is the maximum principal stress,  $P1$  is the p-norm power of stress,  $d_{vert}$  is the nodal vertical displacement,  $P2$  is the p-norm power of displacement,  $Hs(\cdot)$  is the Heaviside step function used to eliminate compressive stress defined by:

$$\begin{cases} 1 & \text{if } \sigma_{mps} \geq 0 \text{ (tension)} \\ 0 & \text{if } \sigma_{mps} < 0 \text{ (compression)} \end{cases} \quad (11)$$

and  $Hd(\cdot)$  is the Heaviside step function used to eliminate upward vertical displacement defined by:

$$\begin{cases} 1 & \text{if } d_{vet} \geq 0 \text{ (downward)} \\ 0 & \text{if } d_{vert} < 0 \text{ (upward)} \end{cases} \quad (12)$$

As the p-norm function provides the estimated maximum value greater than the real maximum value obtained from the  $\max(\cdot)$  operator, a scaling coefficient,  $c$  introduced by Le et al. (2010) is used to approximate the maximum value by:

$$\sigma_c^{PN} = c_{mps} \sigma^{PN} \approx \max(\sigma_{mps}) \quad (13)$$

$$D_c^{PN} = c_d D^{PN} \approx \max(d_{vert}) \quad (14)$$

The scaling coefficient,  $c$  is computed iteratively by:

$$c_{mps}^n = \alpha^n \frac{\sigma_{max}^{n-1}}{\sigma_{n-1}^{PN}} + (1 - \alpha^n) c_{mps}^{n-1} \quad (15)$$

$$c_d^n = \alpha^n \frac{D_{max}^{n-1}}{D_{n-1}^{PN}} + (1 - \alpha^n) c_d^{n-1} \quad (16)$$

Here,  $n$  is the number of iterations,  $\alpha$  is a parameter controlling the scaling coefficient,  $c$  between iterations, in this study  $\alpha = 0.5$  for all iterations, and  $c_{mps}^0 = c_d^0 = 1$ .

Similar to stiffness, the maximum principal stress is multiplied by a relaxation coefficient to avoid stress singularity (Le et al. 2010) and is defined below:

$$\sigma_{mps,ij} = \bar{x}_i^Q \sigma_{mps,ij}^0 \quad (17)$$

where  $Q$  is the stress relaxation factor and  $\sigma_{mps,ij}^0$  is the maximum principal stress of element  $i$ -th evaluated at point  $j$ -th.

### 2.3. Topology optimization problems

With the above topology optimization method framework, we define a mathematical expression for a volume minimization problem under stress and displacement constraints given by:

$$\begin{aligned} \text{find: } & X = \{x_1, x_2, \dots, x_{nel}\}^T \\ \text{min: } & V_{total} \\ \text{subject to: } & \frac{D^{PN}}{D_{lim}} - 1 \leq 0 \\ & \frac{\sigma^{PN}}{\sigma_{lim}} - 1 \leq 0 \end{aligned} \quad (18)$$

where  $D_{lim}$  is the allowable vertical downward displacement and  $\sigma_{lim}$  is the predicted failure stress of glass.

## 2.4. Computational algorithm

The finite element and filtered density developed by Andreassen et al. (2011) and Liu and Tovar (2014) are used in our algorithm development code for 2D and 3D structures, respectively. The Method of Moving Asymptote (MMA) proposed by Svanberg (1987) is used as the standard optimizer. The optimization algorithm is summarized as follows:

1. Initialization state: design domain, loading, boundary conditions, material properties, SIMP, filtering, iteration parameters
2. Discretize the design domain into FE and solve the finite equation to obtain displacement, U
3. Compute the objective function, constraints, and sensitivities
4. Start iteration to meet optimization conditions
5. Update design variable by MMA optimizer
6. Check iteration convergence, the change in design variables
7. Go to step 3 if iteration convergence does not reach

## 3. Mechanical characterization of glass material

A float glass sheet with a thickness of 5 mm was mechanically cut by an AWJ machine (Flow Mach2-2030c) into rectangular beams with dimensions of  $100 \times 10 \text{ mm}^2$  to evaluate the failure stress through a 3-point bending test as shown in Fig. 2. In this experiment, a universal testing machine Lloyd LR 50K connected with a loading cell of 1 kN was used. The test was performed on 12 beams without polishing at the room temperature of 22 °C. The processed edge of the glass beams was placed on the two similar steel support half rollers with a radius of 5 mm and a bending span of 64 mm. The thickness of glass is the width of the beams. The mid-span loading was applied through a spherical tip cone indenter along the beam width. The loading rate was set as the displacement imposing with a rate of 0.50 mm. The failure force was automatically detected by the machine. The failure strength of each specimen was calculated at the mid-span and defined by the flexural tensile stress below:

$$\sigma_t = \frac{3F_f l}{2th^2} \quad (19)$$

where  $F_f$  is the failure force,  $l$  is the bending span,  $h$  is the height of the beam, and  $t$  is the width of the beam.

As glass is a brittle material, the stress distribution of specimens does not fit with the normal distribution. The predicted failure stress of glass was calculated by using Weibull statistics at the failure probability of 63%. The reader is directed to (Bergman 1984; Sullivan and Lauzon 1986) for further information on how to characterize brittle material strength with Weibull distribution. Table 1 shows the experimental results of the 3-point bending test and other properties such as Young's modulus, Poisson ratio, and mass density that were obtained from the previous research.






Fig. 2: Beam specimens (left) and 3-point bending test (right).

Table 1: Mechanical properties of float glass used in optimization.

3-point bending test			Yoshida et al. (2005)		
Predicted	Mean	Standard	Young's	Poisson	Mass
failure strength	flexural strength	deviation	modulus	ratio	density
[MPa]	[MPa]	[MPa]	[GPa]	-	[g.cm <sup>-3</sup> ]
51.80	49.74	4.18	72	0.21	2.55

## 4. Numerical results

This section outlines the results of our implementation of the method introduced in section 2. The calculation is carried out in MATLAB R2023a. Two numerical examples are presented. All the calculation is run on a cluster with an Intel(R) Xeon Gold 6348R CPU @ 2.6GHz and 503GB of RAM. The following parameters are used in all case examples. Material properties are taken from Table 1. Young's modulus of the void element is  $10^{-3}$  MPa. Filtering parameters,  $\eta = 0.5$  and  $\beta$  is double increased from 1 until  $\beta_{max} = 16$  for every 50 iterations. The p-norm power used for displacement and stress constraints is 40. Stress and SIMP penalty power are 0.5 and 3, respectively. Lastly, threshold density,  $x_{th}$  is 0.20. The optimized results combined with a numerical validation of a 2D optimized structure demonstrate the efficacy of our topology optimization.

### 4.1. 2D MBB beam

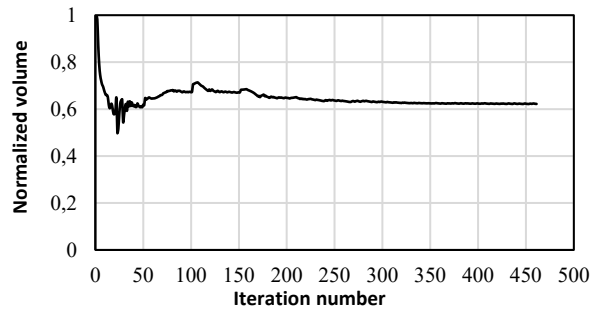
The first example is the MBB (Messerschmitt–Bölkow–Blohm) beam subjected to self-weight load and a point load  $F = 918$  N at the mid-span as illustrated in Fig. 3. The height and length of the beam are 100 mm and 500 mm, respectively. Only a half part is optimized as the beam structure is symmetric. The half-MBB beam is discretized into  $100 \times 250$  elements with a surface area of  $1 \times 1$  mm<sup>2</sup> for each element. The load  $F/2$  is distributed equally on three nodes to avoid stress singularity at the loading point. The symmetric support is constrained on the nodes along the height of the beam. The end roller support is constrained on two nodes. The displacement limit is set to 0.80 mm and the filtering radius is  $r_{min} = 6$  mm.



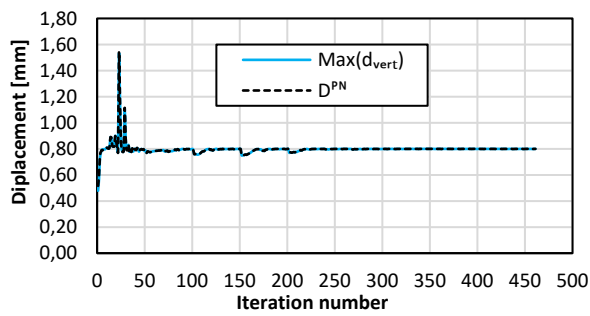
Fig. 3: MBB beam example.



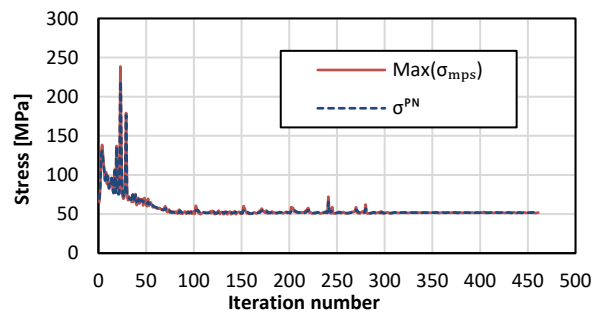
Fig. 4: Optimized half-MBB beam.



(a)



(b)



(c)

Fig. 5: Iteration history of (a) volume ratio, (b) vertical downward displacement, and (c) maximum principal stress.

Fig. 4 shows the volume-optimized half-MBB beam. The minimized volume is 0.62% of the original half-MBB beam. The evolutions of volume, stress, and displacement with iteration are presented in Fig. 5 (a-c), respectively. The optimized results show that both stress and displacement constraints satisfy the limit conditions and are close to the limit bounds. The p-norm stress and displacement at the optimum state are 51.75 MPa and 0.7997 mm, respectively. These values are close to the real maximum values obtained from the max(.) operator which are 51.94 MPa, and 0.7996 mm, respectively. This shows the aggregation technique combined with a scaling coefficient approximates efficiently the peak value. The real maximum stress value is greater than the stress limit of 0.27%. Compared to stress in the original half-MBB structure, topology optimization can minimize the maximum stress from 65.42 MPa to 51.94 MPa as shown in Fig. 6 (a). This reveals that topology optimization for glass can improve structural performance with a significant weight reduction.

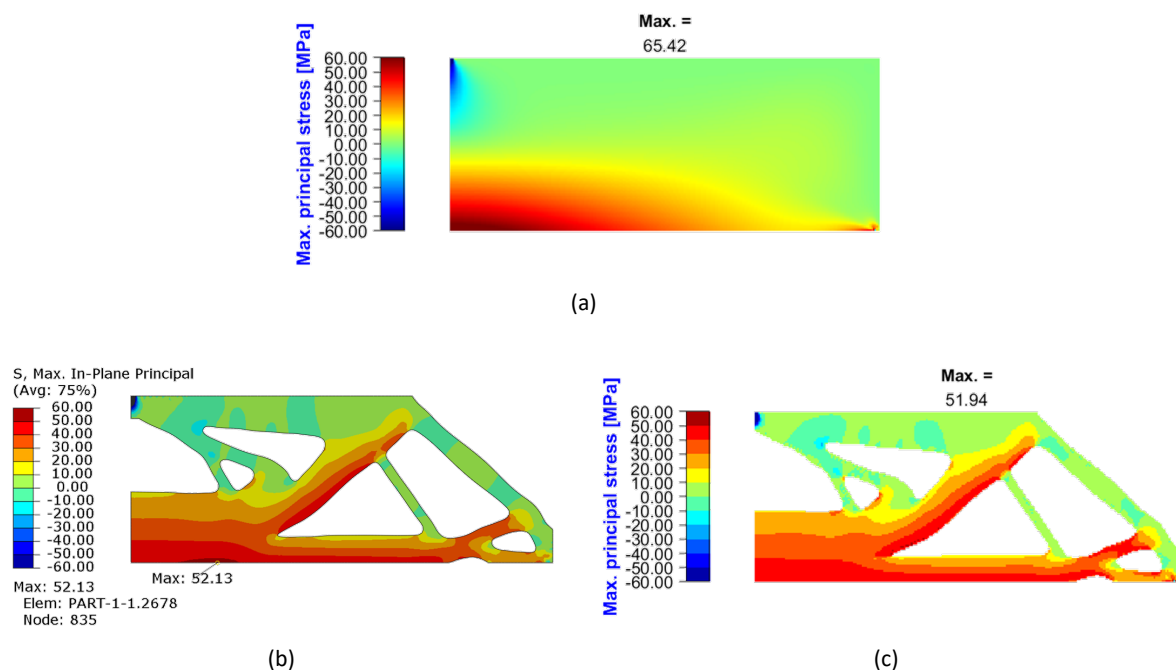




Fig. 6: Maximum principal stress map of (a) original half-MBB beam obtained from the customized tool, (b) optimized half-MBB beam obtained from FEA ABAQUS, and (c) optimized half-MBB beam obtained from the customized tool.

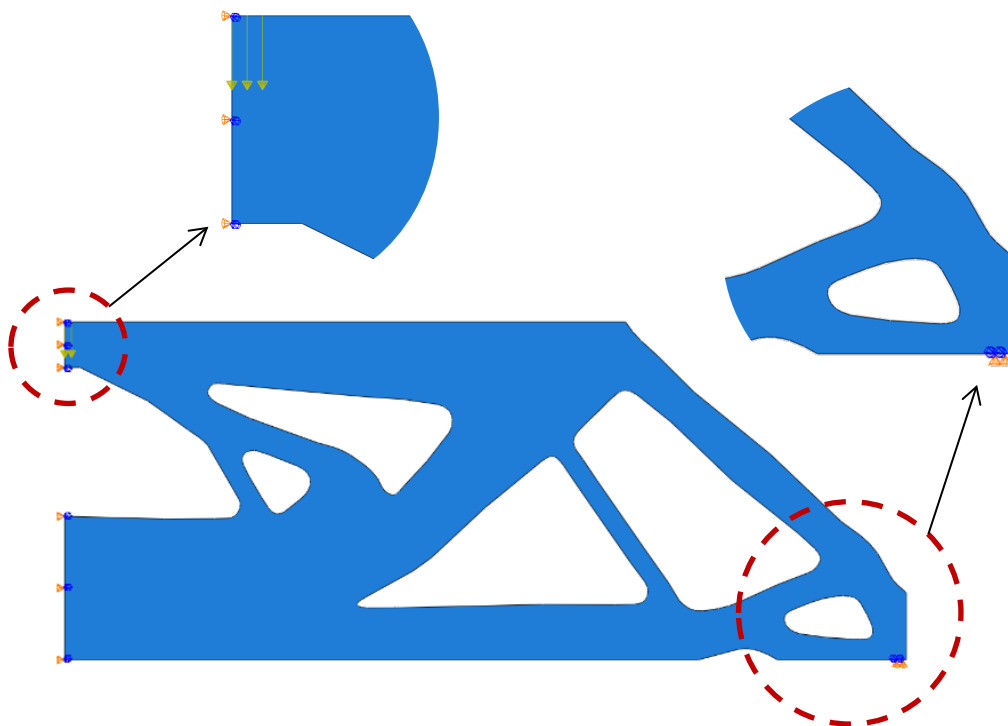
The contour of the optimized half-MBB beam is extracted with a density threshold value of 0.3 to verify mechanical behaviour with FE ABAQUS 2023. The contour coordinates are fitted by the Spline in ABAQUS sketching. 4-node quadrilateral finite elements with arbitrary shapes are used to discretize the beam. Fig. 7 illustrates the geometry, discretized shape, and loading and boundary models of the beam employed for the validation. In this numerical validation, material properties, loading, and boundary conditions are the same as in the optimization design. As seen in Fig. 6 (b), the maximum stress obtained from FEA ABAQUS is 52.13 MPa greater than the stress limit of 0.63%. Both maximum principal stress distribution maps obtained from FEA ABAQUS and the customized optimization tool are quite similar as shown in Fig. 6 (b) and (c), respectively. Moreover, the smallest value of minimum principal stress and maximum vertical downward displacement of FEA ABAQUS are -308.02 MPa and 0.7519 mm as depicted in Fig. 8 (a-b), respectively. This shows that the post-processing does not influence the optimized results. The minimum value of minimum principal stress is still below the range of the compressive stress limit of 1000 MPa of float glass (Ashby and Jones 2013) even though there is no constraint on this stress.



(a)

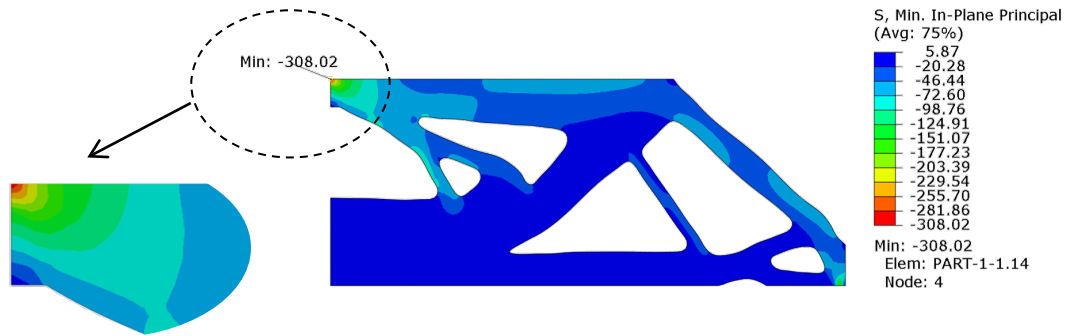


(b)

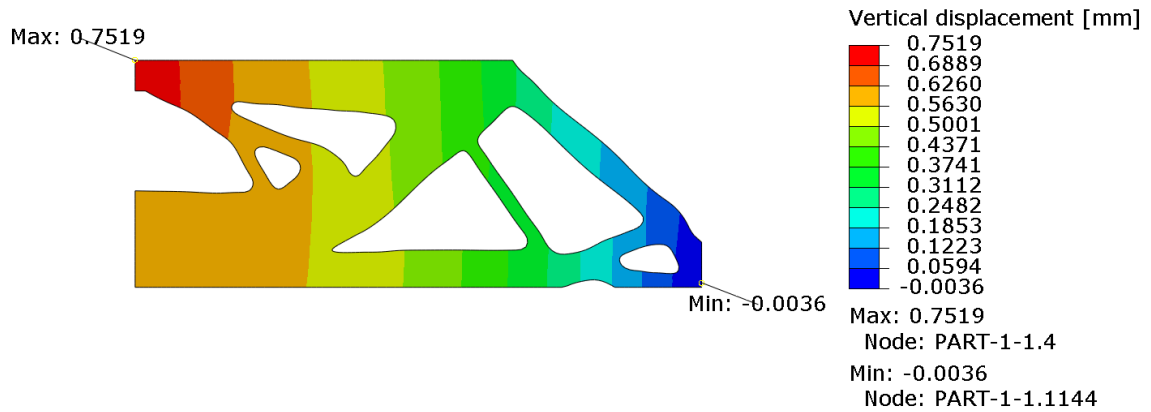


(c)

Fig. 7: FE ABAQUS validation of optimized half-MBB beam;  
(a) post-processed beam, (b) mesh beam, and (c) loading and boundary models.



(a)



(b)

Fig. 8: FEA ABAQUS of optimized half-MBB beam;

(a) minimum principal stress distribution, and (b) vertical displacement (downward in positive and upward in negative).

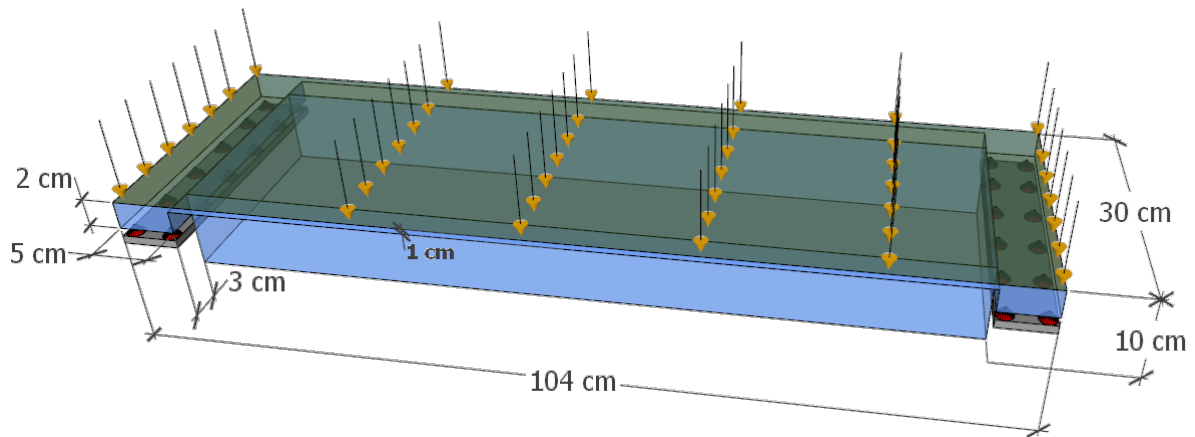


Fig. 9: 3D stair tread.

## 4.2. 3D structure

In this section, we perform topology optimization of a 3D stair tread subjected to self-weight load and a uniform load of  $3 \text{ N/cm}^2$  as shown in Fig. 9. The structure is discretized into 23 724 elements with a finite element volume of  $1 \times 1 \times 1 \text{ cm}^3$ . To reduce computational time, only one-quarter of the structure is optimized as the structure is symmetric. The displacement limit is set to 0.20 mm and the filtering radius is  $r_{min} = 17 \text{ mm}$ .




Fig. 10: 3D optimized stair tread.

Fig. 10 shows the optimized structure with a minimized volume ratio of 0.26. Fig. 11 illustrates the iteration history of volume ratio, stress, and displacement, respectively. Both stress and displacement constraints are satisfied the limit conditions. The maximum displacement and stress of the optimized structure are 0.20 mm and 13.94 MPa, respectively. These values match the corresponding approximated p-norm values which are 0.20 mm and 13.94 MPa, respectively.

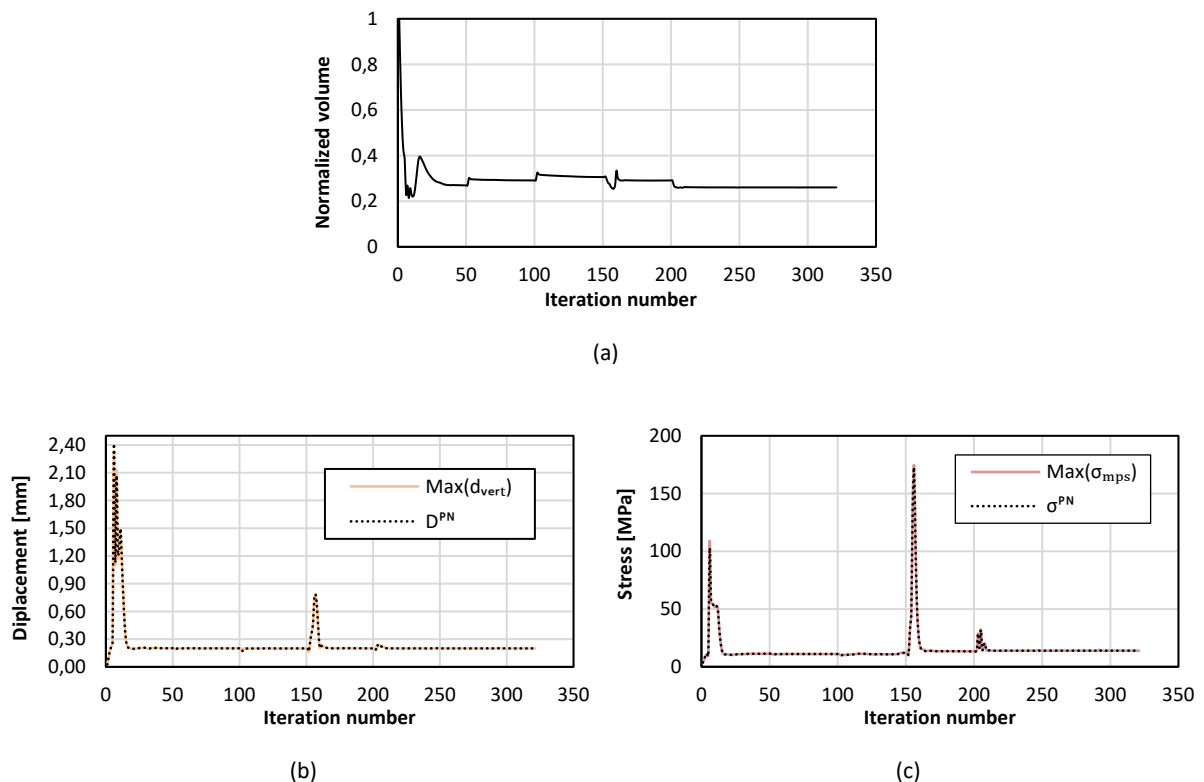


Fig. 11: Iteration history of (a) volume ratio, (b) vertical downward displacement, and (c) maximum principal stress.

## 5. Conclusion

This paper has presented a topology optimization including self-weight load for the structural design of glass under maximum principal stress and displacement design criteria using the SIMP method. This implement topology optimization tool is suitable for practical engineering design. Numerical applications were performed for 2D and 3D structures for we used mechanical material properties specifically characterised on AWJ cut glass. The optimized results combined with a numerical validation of mechanical behaviour show that the proposed algorithm can effectively reduce structural weight and increase load-bearing resistance. These findings had not been reported in the literature for structural glass, in particular, fabricated via AWJ cutting. This supports the benefits of topology optimization as an alternative method to design lightweight glass structures of various structural forms and for a wide range of applications.

## Acknowledgements

The work was funded by Cambodia Higher Education Improvement Project (Credit No. 6221-KH) and the financial support of the region of Brittany (France) through the ARED funding scheme (gwerenn-Structures haute résistance en verre structurel). We also thank the Dec3D platform (UAR2025 ScanMAT) for sample fabrication.

## References

- Andreassen, E., Clausen, A., Schevenels, M., Lazarov, B. S., Sigmund, O.: Efficient topology optimization in MATLAB using 88 lines of code. *Struct. Multidiscip. Optim.* 43, 1–16 (2011) . <https://doi.org/10.1007/s00158-010-0594-7>
- Ashby, M. F., Jones, D. R. H.: *Engineering Materials 2 An Introduction to Microstructures and Processing*. In: Elsevier, 4th ed. (2013) . <https://doi.org/10.1016/b978-0-08-096668-7.00012-7>
- Belis, J., Louter, C., Nielsen, J. H., Schneider, J.: Part H-52. Architectural Glass. In: J. D. Musgraves, J. Hu, L. Calvez (eds.) *Springer Handbook of Glass*, pp. 1813. Springer Cham (2019) . <https://doi.org/https://doi.org/10.1007/978-3-319-93728-1>
- Bendsøe, M. P., Sigmund, O.: Extensions and applications. In: *Topology Optimization: Theory, Methods, and Applications*, pp. 83. Springer Berlin, Heidelberg (2003) <https://doi.org/10.1007/978-3-662-05086-6>
- Bergman, B.: On the estimation of the Weibull modulus. *J. Mater. Sci. Lett.* 3, 689–692 (1984) . <https://doi.org/10.1007/BF00719924>
- Bruyneel, M., Duysinx, P.: Note on topology optimization of continuum structures including self-weight. *Struct. Multidiscip. Optim.* 29, 245–256 (2005) . <https://doi.org/10.1007/s00158-004-0484-y>
- Chen, A., Cai, K., Zhao, Z. L., Zhou, Y., Xia, L., Xie, Y. M.: Controlling the maximum first principal stress in topology optimization. *Struct. Multidiscip. Optim.* 63, 327–339 (2021) . <https://doi.org/10.1007/s00158-020-02701-5>
- Choi, S. W., Oh, B. K., Park, H. S.: Design technology based on resizing method for reduction of costs and carbon dioxide emissions of high-rise buildings. *Energy Build.* 138, 612–620 (2017) . <https://doi.org/10.1016/j.enbuild.2016.12.095>
- Damen, W., Oikonomopoulou, F., Bristogianni, T., Turrin, M.: Topologically optimized cast glass: a new design approach for loadbearing monolithic glass components of reduced annealing time. *Glas. Struct. Eng.* 7, 267–291 (2022) . <https://doi.org/10.1007/s40940-022-00181-1>
- Daniella, N.: *Topologically Optimised Cast Glass Shell* (2020) <http://repository.tudelft.nl/>
- Duysinx, P., Bendsoe, M. P.: TOPOLOGY OPTIMIZATION OF CONTINUUM STRUCTURES WITH LOCAL STRESS CONSTRAINTS. *Int. J. Numer. Methods Eng.* 43, 1453–1478 (1998) . <https://doi.org/10.1007/s00158-008-0336-2>
- Duysinx, P., Sigmund, O.: New developments in handling stress constraints in optimal material distribution. *Am. Inst. Aeronaut. Astronaut.* 1501–1509 (1998) <https://doi.org/10.2514/6.1998-4906>
- Giraldo-Londoño, O., Russ, J. B., Aguiló, M. A., Paulino, G. H.: Limiting the first principal stress in topology optimization: a local and consistent approach. *Struct. Multidiscip. Optim.* 65, 254 (2022) . <https://doi.org/10.1007/s00158-022-03320-y>



- Guest, J. K., Prévost, J. H., Belytschko, T.: Achieving minimum length scale in topology optimization using nodal design variables and projection functions. *Int. J. Numer. Methods Eng.* 61, 238–254 (2004) . <https://doi.org/10.1002/nme.1064>
- Hänig, J., Weller, B.: Load-bearing behaviour of innovative lightweight glass–plastic-composite panels. *Glas. Struct. Eng.* 5, 83–97 (2020) . <https://doi.org/10.1007/s40940-019-00106-5>
- Hänig, J., Weller, B.: Experimental investigations and numerical simulations of innovative lightweight glass–plastic-composite panels made of thin glass and PMMA. *Glas. Struct. Eng.* 6, 249–271 (2021). <https://doi.org/10.1007/s40940-021-00153-x>
- Hänig, J., Weller, B.: Integrated connections for glass–plastic-composite panels: an experimental study under tensile loading at +23, +40 and +60 °C and different glass build-ups. *Glas. Struct. Eng.* 7, 211–229 (2022) . <https://doi.org/10.1007/s40940-022-00174-0>
- Inamura, C., Stern, M., Lizardo, D., Houk, P., Oxman, N.: Additive Manufacturing of Transparent Glass Structures. *3D Print. Addit. Manuf.* 5, 269–283 (2018) . <https://doi.org/10.1089/3dp.2018.0157>
- Klein, J., Stern, M., Franchin, G., Kayser, M., Inamura, C., Dave, S., Weaver, J. C., Houk, P., Colombo, P., Yang, M., Oxman, N.: Additive Manufacturing of Optically Transparent Glass. *3D Print. Addit. Manuf.* 2(3), 92–105 (2015) . <https://doi.org/10.1089/3dp.2015.0021>
- Koopman, D.: The Topology Optimised Glass Bridge (2021) <http://repository.tudelft.nl/>
- Kothe, C., Bodenken, A., Nicklisch, F., Louter, C.: Thin glass in façades: Adhesive joints for thin glass composite panels with 3D printed polymer cores. *Civ. Eng. Des.* 3, 35–42 (2021) . <https://doi.org/10.1002/cend.202100010>
- Le, C., Norato, J., Bruns, T., Ha, C., Tortorelli, D.: Stress-based topology optimization for continua. *Struct. Multidiscip. Optim.* 41, 605–620 (2010) . <https://doi.org/10.1007/s00158-009-0440-y>
- Liu, K., Tovar, A.: An efficient 3D topology optimization code written in Matlab. *Struct. Multidiscip. Optim.* 50, 1175–1196 (2014) . <https://doi.org/10.1007/s00158-014-1107-x>
- Louter, C., Akilo, M. A., Miri, B., Neeskens, T., Ribeiro Silveira, R., Topcu, Van Der Weijde, I., Zha, C., Bilow, M., Turrin, M., Klein, T., O’Callaghan, J.: Adaptive and composite thin glass concepts for architectural applications. *Heron.* 63, 199–218 (2018) <http://heronjournal.nl/63-12/9.html>
- Nisar, S., Li, L., Sheikh, M. A.: Laser glass cutting techniques—A review. *J. Laser Appl.* 25, 1–11 (2013) . <https://doi.org/10.2351/1.4807895>
- París, J., Navarrina, F., Colominas, I., Casteleiro, M.: Topology optimization of continuum structures with local and global stress constraints. *Struct. Multidiscip. Optim.* 39, 419–437 (2009) . <https://doi.org/10.1007/s00158-008-0336-2>
- Pfarr, D., Louter, C.: Prototyping of digitally manufactured thin glass composite façade panels. *Archit. Struct. Constr.* 3, 263–273 (2023) . <https://doi.org/10.1007/s44150-022-00080-7>
- Querin, O. M., Victoria, M., Alonso, C., Ansola, R., Martí, P.: Chapter 1- Introduction. In: B. Guerin (ed.) *Topology Design Methods for Structural Optimization*, pp. 10. Academic Press, Mathew Deans (2017)
- Shitanoki, Y., Bennison, S. J., Koike, Y.: Structural behavior thin glass ionomer laminates with optimized specific strength and stiffness. *Compos. Struct.* 125, 615–620 (2015) . <https://doi.org/10.1016/j.compstruct.2015.02.013>
- Sigmund, O.: Design of material structures using topology optimization. In: Department of Mechanical Engineering/Solid Mechanics, Technical University of Denmark, Lyngby, Denmark DCAMM, (1994)
- Sigmund, O.: Morphology-based black and white filters for topology optimization. *Struct. Multidiscip. Optim.* 33, 401–424 (2007) . <https://doi.org/10.1007/s00158-006-0087-x>
- Silveira, R. R., Louter, C., Klein, T.: Flexible transparency-A study on Adaptive Thin Glass Façade Panels. *Proc. Challenging Glas. 6 (CGC 6) Int. Conf. Archit. Struct. Appl. Glas.* 135–148 (2018) . <https://doi.org/10.7480/cgc.6.2129>
- Stefanaki, M. I.: GLASS GIANTS Mass-optimized massive cast glass slab (2020) <http://repository.tudelft.nl/>
- Sullivan, J. D., Lauzon, P. H.: Experimental probability estimators for Weibull plots. *J. Mater. Sci. Lett.* 5, 1245–1247 (1986) . <https://doi.org/10.1007/BF01729379>
- Svanberg, K.: The method of moving asymptotes—a new method for structural optimization. *Int. J. Numer. Methods Eng.* 24, 359–373 (1987) . <https://doi.org/10.1002/nme.1620240207>
- Wang, F., Lazarov, B. S., Sigmund, O.: On projection methods, convergence and robust formulations in topology optimization. *Struct. Multidiscip. Optim.* 43, 767–784 (2011) . <https://doi.org/10.1007/s00158-010-0602-y>
- Yoshida, S., Sanglebœuf, J. C., Rouxel, T.: Quantitative evaluation of indentation-induced densification in glass. *J. Mater. Res.* 20, 3404–3412 (2005) . <https://doi.org/10.1557/jmr.2005.0418>



Zhang, S., Li, H., Huang, Y.: An improved multi-objective topology optimization model based on SIMP method for continuum structures including self-weight. *Struct. Multidiscip. Optim.* 63, 211–230 (2021) . <https://doi.org/10.1007/s00158-020-02685-2>

## Platinum Sponsor

---



## Gold Sponsors

---



## Silver Sponsors

---



## Organising Partners

---

