



HAL
open science

Regression on a Lie group with any connection

Johan Aubray, Florence Nicol, Stéphane Puechmorel

► **To cite this version:**

Johan Aubray, Florence Nicol, Stéphane Puechmorel. Regression on a Lie group with any connection. 55èmes Journées de Statistiques, Société Française de Statistique (Sfds); Université de Bordeaux, May 2024, Bordeaux (France), France. hal-04606135

HAL Id: hal-04606135

<https://hal.science/hal-04606135v1>

Submitted on 9 Jun 2024

HAL is a multi-disciplinary open access archive for the deposit and dissemination of scientific research documents, whether they are published or not. The documents may come from teaching and research institutions in France or abroad, or from public or private research centers.

L'archive ouverte pluridisciplinaire **HAL**, est destinée au dépôt et à la diffusion de documents scientifiques de niveau recherche, publiés ou non, émanant des établissements d'enseignement et de recherche français ou étrangers, des laboratoires publics ou privés.



Distributed under a Creative Commons Attribution - NonCommercial - ShareAlike 4.0 International License



**RÉPUBLIQUE
FRANÇAISE**

*Liberté
Égalité
Fraternité*



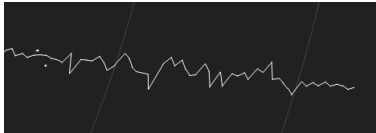
Régression sur un groupe de Lie avec une connexion quelconque

**55èmes Journées de Statistique de la Sfds
Université de Bordeaux**

Johan AUBRAY, Florence NICOL and Stéphane PUECHMOREL
Ecole Nationale de l'Aviation Civile, Toulouse, France
Monday May 27th, 2024

Our application

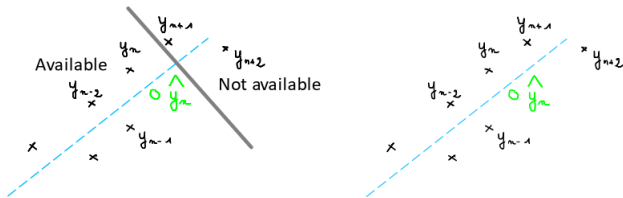
- Estimating the true position of a mobile object (aircraft, drone, ...) from measured (therefore noisy) raw positions



- This may be difficult with a highly maneuvering target

Our application

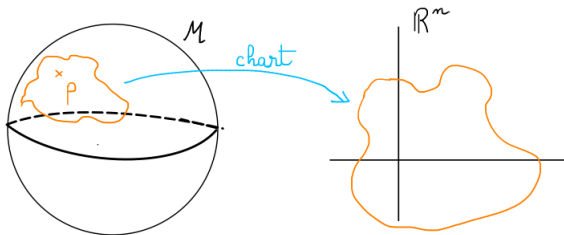
- Estimating the true position of a mobile object (aircraft, drone, ...) from measured (therefore noisy) raw positions
- Two cases :
 - From past positions: prediction
 - Frequently solved with linear / extended / unscented Kalman filters, or particle filters
 - From past and future positions: smoothing



- What comes next is based on the second case: smoothing

Our framework

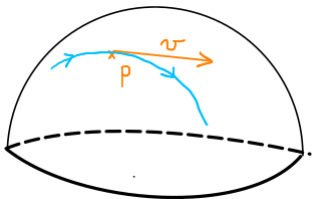
- Instead of considering the trajectory in the state space, the movement of the mobile object is considered as a sequence of displacements: rotations and translations in \mathbb{R}^3
- This set is called the Special Euclidean group $SE(3)$
- $SE(3)$ is a Lie group, which is both:
 - a differentiable manifold



- a group in which both the product and inverse maps are smooth

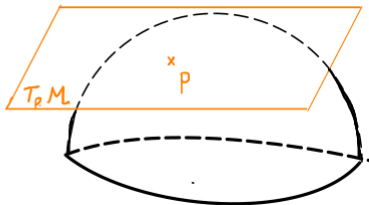
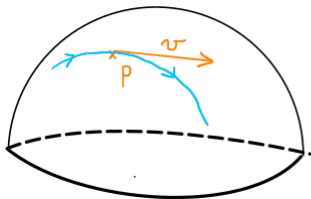
Going off on a tangent (space)

- At any point p of a manifold \mathcal{M} , one may define a tangent vector v as the derivative of a curve going through p :
 $v = c'(0)$ with $c:] - \epsilon, \epsilon[\rightarrow \mathcal{M}$, $c(0) = p$



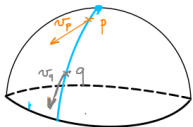
Going off on a tangent (space)

- At any point p of a manifold \mathcal{M} , one may define a tangent vector v as the derivative of a curve going through p :
 $v = c'(0)$ with $c:]-\epsilon, \epsilon[\rightarrow \mathcal{M}, c(0) = p$
- The set of all tangent vectors at p is a vector space called the tangent space at p denoted $T_p\mathcal{M}$



Manifolds and geodesics

- A geodesic in a manifold is the equivalent of a straight line
- A curve γ is a geodesic if it has a "constant" velocity vector
 - Problem: how can we compare a vector $v_p \in T_p\mathcal{M}$ with a vector $v_q \in T_q\mathcal{M}$?



- A connection ∇ is a rule for taking the directional derivative of a vector field along a tangent vector
- A curve γ is called a geodesic if

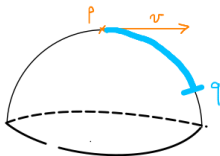
$$\nabla_{\gamma'}\gamma' = \frac{D}{dt}\gamma'(t) = 0$$

(we "parallel-transport" the $\gamma'(t)$ vector along the curve γ)

Exponential and logarithm on a manifold

- An initial point $p = \gamma(0)$ and an initial vector $v = \gamma'(0)$ are enough to define (at least locally) a unique geodesic
- This defines a map from the tangent bundle of \mathcal{M} $T\mathcal{M} = \cup_p T_p\mathcal{M}$ to the manifold \mathcal{M} called Exp:

$$\begin{aligned} \text{Exp}: T\mathcal{M} &\rightarrow \mathcal{M} \\ (p, v) &\mapsto q \end{aligned}$$

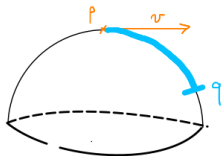


- This is the equivalent of $q = p + \vec{v}$ in \mathbb{R}^n

Exponential and logarithm on a manifold

- Likewise, one may define the inverse map called Log:

$$\begin{aligned} \text{Log}_p: \mathcal{M} &\rightarrow T_p\mathcal{M} \\ q &\mapsto v \end{aligned}$$



- This is the equivalent of $\vec{v} = \vec{pq} = q - p$ in \mathbb{R}^n

How about Lie groups?

- The group structure of a Lie group G makes it possible to bring most operations to the identity e
- The tangent space at e of G is called the Lie algebra of G , denoted \mathfrak{g}
 - it "linearises" the group and captures most of its properties

Lie group: $SE(3)$, Lie algebra: $\mathfrak{se}(3)$

- An element of $SE(3)$ can be represented by a 4-by-4 matrix

$$\begin{pmatrix} R & T \\ 0 & 1 \end{pmatrix}, R \in SO(3), T \in \mathbb{R}^3 :$$

$$\begin{pmatrix} x_1 \\ y_1 \\ z_1 \\ 1 \end{pmatrix} = \begin{pmatrix} R & T \\ 0 & 1 \end{pmatrix} \begin{pmatrix} x_0 \\ y_0 \\ z_0 \\ 1 \end{pmatrix} = \left(R \begin{pmatrix} x_0 \\ y_0 \\ z_0 \\ 1 \end{pmatrix} + T \right)$$

- An element of $\mathfrak{se}(3)$ can be represented by a 4-by-4 matrix:

$$\begin{pmatrix} \Omega & U \\ 0 & 0 \end{pmatrix}, \Omega \text{ skew-symmetric}, U \in \mathbb{R}^3$$

But where's the regression in all of this?

In an Euclidean space

Let $X \in \mathbb{R}$ a non-random variable
and $Y \in \mathbb{R}^n$ a random variable

Regression model: $Y = \alpha + X\beta + \epsilon$

α is the intercept

β is the slope

$$(\hat{\alpha}, \hat{\beta}) = \arg \min \|Y - \alpha - X\beta\|^2$$

A closed-form solution exists

In a Riemannian manifold

Let $X \in \mathbb{R}$ a non-random variable
and $Y \in \mathcal{M}$ a random variable

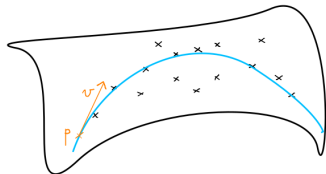
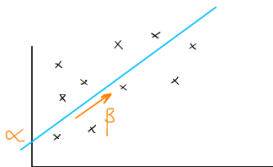
Regression model: $Y = \text{Exp}(\text{Exp}(p, Xv), \epsilon)$

p is the initial point

v is the initial velocity vector

$$(\hat{p}, \hat{v}) = \arg \min d(\text{Exp}(p, Xv), Y)^2$$

There is usually **NO** closed-form solution



But where's the regression in all of this?

In an Euclidean space

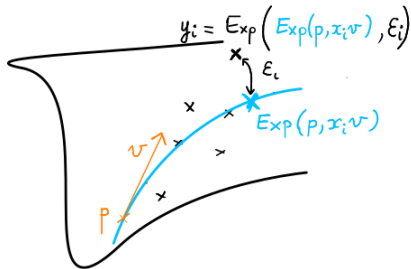
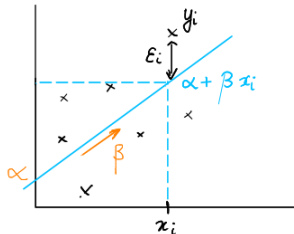
Regression model: $Y = \alpha + X\beta + \epsilon$

$$(\hat{\alpha}, \hat{\beta}) = \arg \min \|\|Y - \alpha - X\beta\|^2$$

In a Riemannian manifold

Regression model: $Y = \text{Exp}(\text{Exp}(p, Xv), \epsilon)$

$$(\hat{p}, \hat{v}) = \arg \min d(\text{Exp}(p, Xv), Y)^2$$



"Optimal" curve

- The "optimal" curve of order k is obtained by computing the parameters that minimise the least squares criterion:

$$E(\gamma) = \frac{1}{N} \sum_{j=1}^N d(\gamma(t_j), y_j)^2 \quad (1)$$

$$\text{under the constraint } \nabla_{\gamma'}^{(k)} \gamma'(t) = \frac{D^{(k)}}{dt} \gamma'(t) = 0 \quad (2)$$

- 1 Cancelling the differential form dE ,
- 2 We take advantage of the Lie group structure by first solving in \mathfrak{g} , then "transporting" the solution in G .

"Any" connection?

- There is a unique metric-compatible, torsion-free connection called the **Levi-Civita** connection ∇^{LC}
- For another connection ∇ : the mapping

$$(t_1, \dots, t_n) \in [0, 1]^n \mapsto \text{Exp} \left(x, \sum_{i=1}^n t_i e_i \right)$$

with (e_1, \dots, e_n) be a basis of $T_x \mathcal{M}$, defines a local coordinate system in a neighborhood of x

Goodness of fit

We can use (P.T. Fletcher, 2011) a "Riemannian" coefficient of determination R^2 , defined as:

$$R^2 = 1 - \frac{SSE}{\text{Data Fréchet variance}} = 1 - \frac{\sum_j d(\gamma(t_j), y_j)^2}{\min_{y \in \mathcal{M}} \sum_j d(y, y_j)^2}$$

What's next?

- Local polynomials
- Description of the noise: the Gaussian hypothesis holds only if the noise is "not too large"