



**HAL**  
open science

# Systematics of the checkered beetle genus *Teneromimus* Gahan, 1910 (Coleoptera: Cleroidea: Cleridae: Orthopleurinae)

Weston Opitz

► **To cite this version:**

Weston Opitz. Systematics of the checkered beetle genus *Teneromimus* Gahan, 1910 (Coleoptera: Cleroidea: Cleridae: Orthopleurinae). *Faunitaxys*, 2024, 12 (28), pp.1-16. <10.57800/faunitaxys-12(28)>. <hal-04602375>

**HAL Id: hal-04602375**

**<https://hal.science/hal-04602375v1>**

Submitted on 5 Jun 2024

HAL is a multi-disciplinary open access archive for the deposit and dissemination of scientific research documents, whether they are published or not. The documents may come from teaching and research institutions in France or abroad, or from public or private research centers.

L'archive ouverte pluridisciplinaire HAL, est destinée au dépôt et à la diffusion de documents scientifiques de niveau recherche, publiés ou non, émanant des établissements d'enseignement et de recherche français ou étrangers, des laboratoires publics ou privés.



Distributed under a Creative Commons CC BY-NC-ND 4.0 - Attribution - Non-commercial use - No Derivative Works - International License

# Faunitaxys

*Revue de Faunistique, Taxonomie et Systématique  
morphologique et moléculaire*



Volume 12  
Numéro 28

Juin 2024

ISSN (Print) : 2269 - 6016  
ISSN (Online) : 2970 - 4960  
Dépôt légal : Juin 2024

# Faunitaxys

*Revue de Faunistique, Taxonomie et Systématique  
morphologique et moléculaire*

ZooBank : <https://zoobank.org/79A36B2E-F645-4F9A-AE2B-ED32CE6771CC>

Directeur de la publication, rédacteur, conception graphique et PAO:

*Lionel Delaunay*

Cette revue ne peut pas être vendue

Elle est distribuée par échange aux institutions (version papier)

et sur simple demande aux particuliers (format PDF)

à l'adresse suivante:

AFCFF (Association française de Cartographie de la Faune et de la Flore)

28, rue Voltaire, F- 42100 Saint Etienne

E-mail: [faunitaxys.journal@gmail.com](mailto:faunitaxys.journal@gmail.com)

Elle est disponible librement au téléchargement à partir du site:

<https://faunitaxys.fr/>

La parution de *Faunitaxys* est apériodique

*Faunitaxys* est indexé dans / *Faunitaxys* is indexed in:

- **Zoological Record**

Articles and nomenclatural novelties are referenced by:

- **ZooBank** (<https://zoobank.org>)

Online Archives:

- **HAL** (<https://hal.archives-ouvertes.fr>)

- **Internet Archive** (<https://archive.org>)

Imprimée sur les presses de SPEED COPIE, 6, rue Tréfilerie, F- 42100 Saint-Etienne

**Imprimé le 05 06 2024**

# Systematics of the checkered beetle genus *Teneromimus* Gahan, 1910 (Coleoptera: Cleroidea: Cleridae: Orthopleurinae)

WESTON OPITZ

Research Associate, Florida State Collection of Arthropods, Division of Plant Industry/Entomology, Florida Department of Agriculture and Consumer Services, 1911 SW 34<sup>th</sup> Street, Gainesville, Florida 32608-7100, USA - [Weston.Opitz@fdacs.gov](mailto:Weston.Opitz@fdacs.gov)

- ZooBank : <http://zoobank.org/D67F4DA0-C173-4ED8-BCD7-94E5A3A1FF87>

## Keywords:

Coleoptera ;  
Cleridae ;  
Orthopleurinae ;  
checkered  
beetles ;  
*Teneromimus* ;  
Taxonomy ;  
Systematics ;  
new species ;  
key to species ;  
morphological  
analysis.

**Abstract.** – The genus *Teneromimus* Gahan was originally described in 1910 on the basis of two species. Herein, the genus is expanded to include 12 species of which 6 are new. The previously described species are *Teneromimus balteatis* (Fairmaire), *T. breveapicalis* (Pic), *T. gardneri* (Corporaal), *T. humeralis* Gahan, *T. rufithorax* (Pic) and *T. vitticollis* Gahan. The new species involve *Teneromimus angularis* n. sp., *T. apiculus* n. sp., *T. artis* n. sp., *T. lobatus* n. sp., *T. luzon* n. sp. and *T. ocularis* n. sp. Four species, *Teneropsis gardneri* (Corporaal), *T. breveapicalis* (Pic), *Orthopleuroides rufithorax* (Pic) and *Enoplium balteatum* (Fairmaire), are transferred into the genus *Teneromimus* Gahan as **new combinations**.

Opitz W., 2024. – Systematics of the checkered beetle genus *Teneromimus* Gahan, 1910 (Coleoptera: Cleroidea: Cleridae: Orthopleurinae). *Faunitaxys*, 12(28): 1 – 16.

DOI : [https://doi.org/10.57800/faunitaxys-12\(28\)](https://doi.org/10.57800/faunitaxys-12(28))

ZooBank : <https://zoobank.org/A301DC88-536C-4526-B53C-3529DC77BC5F>

Received: 04/05/2024 – Revised: 05/05/2024 – Accepted: 06/05/2024

## Introduction

This taxonomic treatise concerns the genus *Teneromimus* Gahan, 1910, which heretofore involved two species, *Teneromimus humeralis* Gahan and *T. vitticollis* Gahan. The genus remained bitypic until I discovered the true nature of the *Teneromimus* antenna, which involves 10 antennomeres. Subsequently, I realized that there are other taxa that were misclassified as *Teneropsis* Chapin. These misclassifications were caused by the misinterpretation of the number of antennomeres, which in *Teneropsis* involves 11. There are now 12 species in *Teneromimus* Gahan.

## Materials and Methods

This study involves the morphology of 122 adult specimens. Males of each species were dissected to investigate the aedeagal structure, and, to a lesser extent, to determine species assignment. Although morphological criteria are used to determine specific level discontinuities, I adhere to the biological species concepts as discussed by Standfuss (1896), Dobzhansky (1937), and Mayr (1963). Morphological divergence is a useful criterion with which to hypothesize reproductive isolation. In this study, consideration for species status involves body form, color of the pubescence on the pronotal and elytral discs, shape of the antennal capitulum, and differences in the aedeagus. Methods involving dissections, measurements, morphological terminology follow those described in Opitz (2010: 35). Brown (1956) was used to coin scientific names for new species.

Abbreviations used in this treatise are defined as follows:

– EW/FW = eye width /frons width;

– PW/PL = pronotal width /pronotal length;

– EL/EW = elytral length along epipleural margin/ greatest width across elytral disc.

All measurements were made at 500X magnification. Line drawings were made with an M5 Wild stereoscopic microscope with camera lucida attachment (Leica, Wetzlar, Germany). Habitus photographs were taken with a Leica Z 16 APO microscope equipped with JVC KY-F75U-CCD camera and controlled by Syncrosopy Auto Montage software (Cambridge, United Kingdom).

The SEM micrographs were produced with a Scanning Electron Microscope-S-3500N (Hitachi Science Systems, Ltd., Tokyo, Japan).

Image stacks, involving the aedeagus were taken with a Leica DM2500 compound scope with a 10x objective lens and a Leica DFC425 camera (Meyer Instruments, Houston, Texas, United States of America), and combined using Zerene Stacker. To facilitate the identity of type specimens, I transcribed their locality information in the exact manner as found on labels. In the description of species, I noted the locality records nearly verbatim. I examined all types.

Corporaal's catalogue (Corporaal, 1950) is an essential reference publication for every serious Cleridologist. It contains an almost flawless number of world citations about Cleridae, "up to the beginning of 1950, ...".

## Reviewers :

John M. Leavengood (United States Department of Agriculture, Tampa, USA) - <https://zoobank.org/26E8A85F-E245-40E2-AF8A-BF20D4BC008B>  
- <https://orcid.org/0000-0003-3223-455X>

Robert H. Turnbow (Kansas State University, Manhattan, USA) - <https://zoobank.org/1830A731-593F-4943-84B8-677234FCDD3B>



This is an open access article under the terms of the Creative Commons Attribution-NonCommercial-NoDerivs License, which permits use and distribution in any medium, provided the original work is properly cited, the use is non-commercial and no modifications or adaptations are made.

Copyright 2024 The Authors. *Faunitaxys* published by Lionel Delaunay on behalf of the AFCFF (Association française de Cartographie de la Faune et de la Flore).

## Repository of Specimens

I used codens as noted in Arnett Jr. et al. (1993) to indicate repositories of specimens, with some modifications to accommodate private collections.

- **BMNH**: British Museum of Natural History, Department of Entomology, SW 5BD, London, United Kingdom (Maxwell V.L. Barclay; [m.barclay@nhm.ac.uk](mailto:m.barclay@nhm.ac.uk)).
- **EMEC**: Essig Museum of Entomology, University of California, College of Agriculture, Division of Entomology and Parasitology, California Insect Survey, Berkeley, California 94720, United States of America (Pete Oboyski; [poboyski@nature.berkeley.edu](mailto:poboyski@nature.berkeley.edu)).
- **FSCA**: Florida State Collection of Arthropods, Division of Plant Industry/Entomology, Doyle Connor Building, 1911 SW 34<sup>th</sup> Street, Florida Department of Agriculture, Gainesville, Florida 32608-7100, United States of America (Paul E. Skelley; [Paul.Skelley@fdacs.gov](mailto:Paul.Skelley@fdacs.gov)).
- **KSCJ**: Kaoru Sakai, 9-18, Higashiyaguchi 2-chome, Ota-ku, Tokyo, 146-0094, Japan ([c-sakai75@nifty.com](mailto:c-sakai75@nifty.com)).
- **MNHN**: Museum d’Histoire Naturelle, Entomologie, 45 bis, Rue de Buffon, Paris (Ve), France (Antoine Mantilleri; [amantill@mnhn.fr](mailto:amantill@mnhn.fr)).
- **RGCG**: Roland Gerstmeier Collection, Zoologische Staatssammlung München, Münchhausenstraße 21, 81247 München, Germany ([r.gerstmeier@tum.de](mailto:r.gerstmeier@tum.de)).
- **RMNH**: Naturalis Biodiversity Center, P. O. Box 9517, 2300RA, Leiden, The Netherlands (Hans Huijbregts; [hans.huijbregte@naturalis.nl](mailto:hans.huijbregte@naturalis.nl)).
- **TMSA**: Transvaal Museum, 01 Paul Kruger Street, P. O. Box 413, 0001, Pretoria, Republic of South Africa (Ruth Müller; [muller@nfi.co.za](mailto:muller@nfi.co.za)).

– **UCDC**: University of California-Davis, Department of Entomology, R. M. Bohart Museum of Entomology, 1 Shields Avenue, Davis, California 95616-85849, United States of America (Steve L. Heydon; [sheydon@ucdavis.edu](mailto:sheydon@ucdavis.edu)).

– **USNM**: United States Department of Agriculture, Systematic Entomology Laboratory, c/o National Museum of Natural History MRC 168, Washington, D.C. 20560-0165, United States of America (Floyd Shockley; [ShockleyF@si.edu](mailto:ShockleyF@si.edu)).

## Description of *Teneromimus* Gahan

*Teneromimus* Gahan, 1910: 70

Opitz 2010: 74. See Corporaal (1950: 266) for more historical citations.

**Type species.** – *Teneromimus vitticollis* Gahan, 1910: 70.

**Diagnosis.** – The species of the genus *Teneromimus* are quite reminiscent of the members of the genus *Teneropsis* Chapin. However, in *Teneromimus* the antenna is comprised of 10 antennomeres whereas members of *Teneropsis* show 11 antennomeres. The funicular antennomeres are quite cryptic in both genera. Moreover, the capitular antennomeres are often lobate in male specimens.

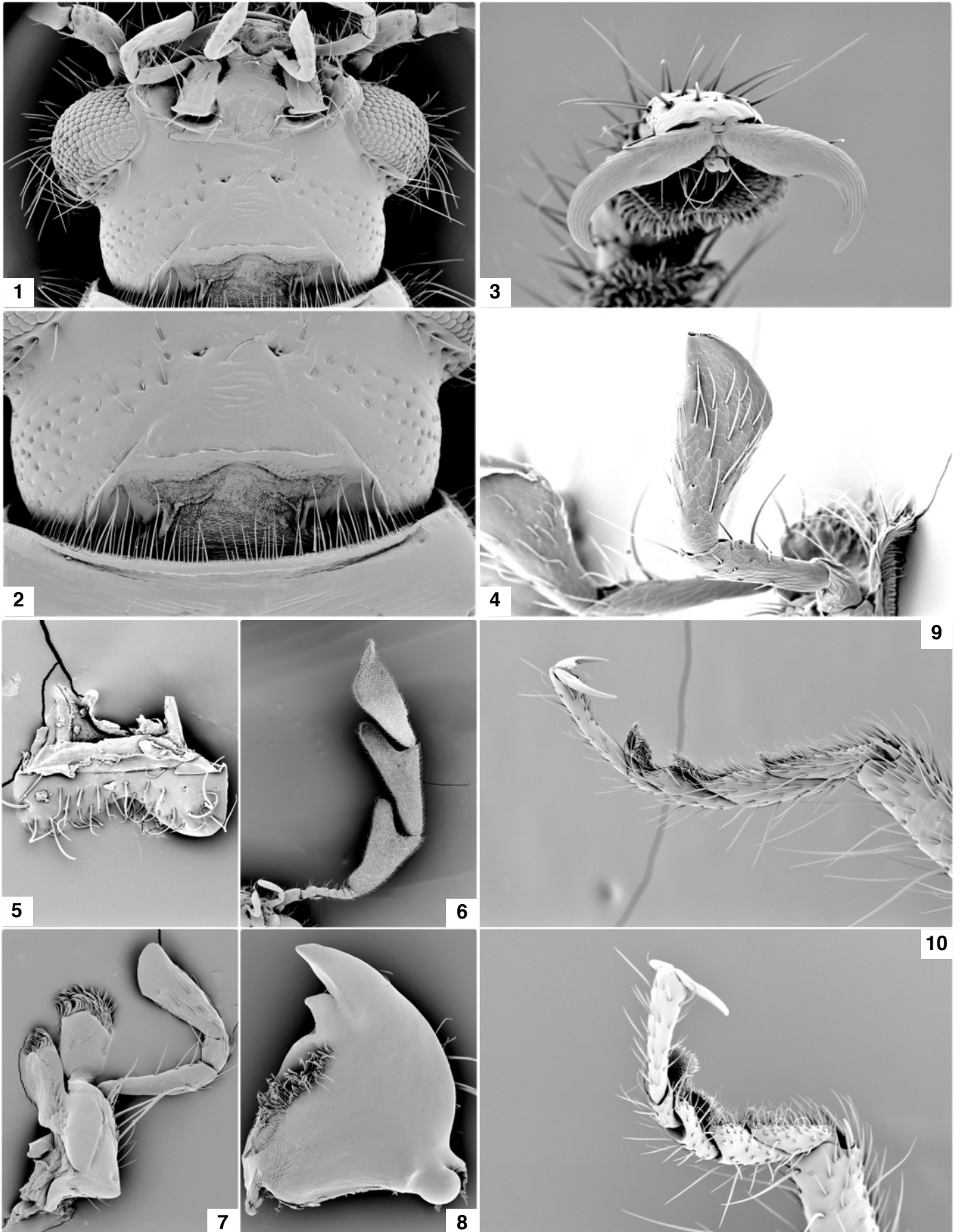
### Redescription

**Size.** – Length 4.0-9.0 mm; width 0.8-2.0 mm.

**Form.** – Oblong rectangular, body not deep, about 4.5 times longer than broad.

### Key to species of *Teneromimus* Gahan, 1910

1. Elytral punctures minute .....	2
— Elytral punctures not minute .....	6
2. Elytra black (Philippines) .....	<i>Teneromimus luzon</i> n. sp.
— Elytra not black) .....	3
3. Pronotum with black medial stripe (Australia) .....	<i>Teneromimus vitticollis</i> Gahan
— Pronotum without medial stripe .....	4
4. Elytral humeral angle black (Solomon Archipelago) .....	<i>Teneromimus humeralis</i> Gahan
— Elytral humeral angle not black .....	5
5. Epicranium black (India) .....	<i>Teneromimus gardneri</i> (Corporaal)
— Epicranium not black (India) .....	<i>Teneromimus apicularis</i> n. sp.
6. Elytral punctures no wider than 0.2 mm .....	7
— Elytral punctures wider than 0.5 mm .....	8
7. Elytron entirely black (Thailand) .....	<i>Teneromimus angularis</i> n. sp.
— Elytron not entirely black, mostly testaceous (Philippines) .....	<i>Teneromimus breveapicalis</i> (Pic)
8. Frons very narrow, 0.7 mm (Kenya) .....	<i>Teneromimus artis</i> n. sp.
— Frons not very narrow, about 1.2 mm .....	9
9. Eye boldly convex, 1.0 mm wide (Mozambique, South Africa, Tanzania, Zimbabwe, Zambia, Somalia) .....	<i>Teneromimus ocularis</i> n. sp.
— Eye 0.5 mm wide .....	10
10. Legs testaceous (The Democratic Republic of the Congo) .....	<i>Teneromimus rufithorax</i> (Pic)
— Legs bicolorous .....	11
11. Elytral punctures extend to elytral basal 1/2 (Thailand, Vietnam, Laos) .....	<i>Teneromimus balteatis</i> (Fairmaire)
— Elytral punctures extend beyond elytral basal 1/2 (Namibia, Zambia, Tanzania, Zimbabwe, Mozambique, Ethiopia, Republic of South Africa, Somalia, Swaziland, Senegal) .....	<i>Teneromimus lobatus</i> n. sp.



**Fig. 1-10.** Structures of *Teneromimus lobatus* n. sp. 1. Head. 2. Gula. 3) Unguis. 4. Labium. 5. Labrum. 6. Antenna. 7. Maxilla. 8. Mandible. 9. Tarsal soles. 10. Tibial spur formula.

**Vestiture.** – Dorsum may be profusely vested with very short pubescence; antennal funicle highly setose; elytra abundantly vested with minute setae; all setae emerge from minute to larger punctures.

**Head.** – Cranium quadrate (Fig. 1), frons wide; gula large (Fig. 2), triangular, sutures converge, gula with two well-developed setose gular processes (Fig. 2); labrum very shallow (Fig. 5), broadly incised distally, toral processes not discernible, epipharyngeal plate not discernible; mandible (Fig. 8) body stout, anterior dens blunt, medial and posterior dens well developed, penicillus well developed; maxilla (Fig. 7) laterolacinia present, terminal palpomere subsecuriform; labium (Fig. 4) ligula deeply incised, ligular lobes not narrowed, terminal palpomere subsecuriform; eyes (Fig. 1) ommatidia large, ocular notch deep; antenna comprised of 10 antennomeres, capitata, capitulum sex dimorphic, capitular antennomeres 8 and 9 with collateral lobes, lobes longer and more narrow in males (Fig. 6), antennomere 10 oblong.

**Thorax.** – Pronotum slightly transverse or subquadrate, dorsolateral carina complete, disc convex and finely punctate, side margins convex; prointercoxal process trigonal, expanded distally; pronotal projections short, acuminate, not approximating prointercoxal process; elytron profusely sculptured with small densely scattered setiferous punctations, or punctations prominent, asetiferous punctations obscure, epipleural fold not abruptly narrowed at elytral middle, slightly deflexed and narrowly extended to elytral apex, elytral anterior margin not carinate; metathoracic wing, wedge cell closed; metendosternite with furcal lamina, furcal anterior plate small, subrectangulate; legs, profemora not swollen, tibial spur formula 0-2-2 (Fig. 10), tarsal sole formula 2-2-2 (Fig. 9), unguis without basal denticle (Fig. 3).

**Abdomen.** – Aedeagus shorter than length of abdomen, distal region of phallobase bilobed, tegmen reduced ventrally, submembranous, phallobasic struts confluent with phallobasic apodeme, phallobasic rod present; phallus acuminate distally, phallic plates very narrow; spicular plates subacuminate, spicular apodemes confluent at base; ovipositor not as long as abdomen, laminae multilobed, laminal rod present, oblique and ventral bacculi well developed.

**Distribution.** – The distribution of this genus extends from Africa to Southeast Asia and Australia.

## Description of *Teneromimus* species

### *Teneromimus angularis* n. sp.

(Fig. 11, 23, 28, 46)

ZooBank : <https://zoobank.org/4BFC0834-F319-46F6-8012-27E58102F817>

**Holotype**, ♂. Type locality: Pak Chong, Nakhon Ratchasima- P. C., THAILAND, 13-V-2008, Schigeo TSUYUKI (FSCA).

**Paratypes**. 4 specimens. Pak Chong, Nakhon Ratchasima- P. C., Thailand: 13-V-2008, Schigeo TSUYUKI (KSCJ, 2); Pak Chong, Kasets Farm, Nakhon R. P., NE Thai, 13.V. 2008, Takakuwa (KSCJ, 2).

**Diagnosis.** – There are two species in *Teneromimus* that show cribrate elytra; they are *T. angularis* n. sp. and *T. breveapicalis*. *Teneromimus angularis* n. sp. specimens show black elytra whereas the elytra are mostly testaceous in specimens of *T. breveapicalis*.

### Description

**Color.** – Black, except pronotal sides mostly reddish. Black, except pronotal sides mostly reddish.

**Size.** – Length 7.0 mm; width 2.5 mm.

**Head.** – Eye narrower than frons (EW/FW 30/40), ommatidia large; male capitular antennomeres 8 and 9 lobate.

**Thorax.** – Pronotum sparsely punctate; slightly oblong (PW/ PL 100/90); elytra cribrate (EL/EW 330/85).

**Abdomen.** – Aedeagus as in Fig. 32.

**Variation.** – Length 5.5-9.0 mm; width 2.0-3.0 mm. The pronotum is mostly reddish in female specimens.

**Distribution.** – This species is known from Thailand.

**Etymology.** – The trivial name, *angularis*, is a Latin name derived from *angulus*. I refer to the rufous corners of the pronotal disc.

### *Teneromimus apicularis* n. sp.

(Fig. 12, 29, 45)

ZooBank : <https://zoobank.org/8B00487E-806A-46F6-B83D-DB6018A9E965>

**Holotype**, ♀. Type locality: BOETTCHER, N. Mindanao, Momungan, 6.III.1915 (Philippines) (USNM).

**Paratype**, 1 specimen. Philippines. BOETTCHER, Luzon Prov., Nueva Viscaya. A second label reads: Bayombong, Luzon (USNM).

**Diagnosis.** – These beetles resemble superficially the specimen of *Teneromimus luzon* n. sp. However, the elytra are predominately testaceous in *T. apicularis* n. sp., which is not the case in the *T. luzon* n. sp. specimen. Moreover, the elytral apex is black in the specimens of *T. apicularis* n. sp.

### Description

**Color.** – Antennae, cranium, pronotum and elytra vested with very fine setae; cranium black; elytra flavotestaceous, except apex black; remainder of integument flavotestaceous.

**Size.** – Length 9.0 mm; width 2.8 mm.

**Head.** – Eye and frons equal in width (EW/FW 30/30), ommatidia not small; capitular antennomeres 8 and 9 long triangular, in female.

**Thorax.** – Pronotum glabrous (PW/ PL 130/120); elytral punctures minute (EL/EW 460/100).

**Abdomen.** – Pygidium scutiform. Male unknown.

**Distribution.** – This species is known from the Philippines.

**Etymology.** – The trivial name, *apicularis*, is Latin diminutive. I refer to the dark elytral apex.

### *Teneromimus artis* n. sp.

(Fig. 13, 24, 30, 41)

ZooBank : <https://zoobank.org/07FF873A-41F4-46BB-9BD0-E1E019979018>

**Holotype**, ♂. Type locality: KENYA SE, Tana riv., Prov., 14 km N of Garsen, 9.IV.2004, M. Snižek (RGCG).

**Diagnosis.** – The frons is very narrow in the member of this species.

### Description

**Color.** – Body and appendages brown.

**Size.** – Length 5.0 mm; width 2.0 mm.

**Head.** – Eye much wider than frons (EW/FW 40/10), frons very narrow, ommatidia large; capitular antennomeres 8 and 9 boldly lobate.

**Thorax.** – Pronotum punctate at sides, slightly punctate at middle (PW/ PL 70/65); elytral punctures slightly striate in basal 3/4, disc roughened in distal 1/3 (EL/EW 240/60).

**Abdomen.** – Pygidium scutiform; aedeagus as in Fig. 24. This species is known from Kenya.

**Etymology.** – The trivial name, *artis*, is a Latin name derived from *artus* (= narrow). I refer to narrow condition of frons.

### *Teneromimus balteatis* (Fairmaire), 1888, new combination

(Fig. 14, 25, 31, 46)

*Enoplium balteatum* Fairmaire, 1888: 354.

**Holotype**, ♀. Type locality: Tonkin (= Vietnam) (MNHN) (Holotype examined). Corporaal, 1950: 293.



Fig. 11-14. Habitus of *Teneromimus*. 11. *Teneromimus angularis* n. sp. 12. *T. apicularis* n. sp. 13. *T. artis* n. sp. 14. *T. balteatis*.

**Diagnosis.** – Capitular antennomeres 8 and 9 triangular, rectangular in males. These characteristics will distinguish the members of this species from congeners.

#### Redescription

**Color.** – Antenna and legs mostly brown, femur testaceous at base; cranium and pronotum testaceous; elytra brown, but with slighter paler fascia; abdomen brown.

**Size.** – Length 3.5 mm; width 1.6 mm.

**Head.** – Eye narrower than frons (EW/FW 15/20), ommatidia not very large; capitular antennomeres 8 and 9 triangular, rectangular in males.

**Thorax.** – Pronotum punctate at sides (PW/ PL 60/60); elytral punctures slightly striate in basal 3/4, disc slightly roughened in distal 1/3 (EL/EW 160/40).

**Abdomen.** – Pygidium scutiform; aedeagus as in Fig. 25.

**Distribution.** – This species is known from Thailand, Vietnam, and Laos. THAI (Thailand): N Mae Cong Son Prov., Soppong env., 600 m, 28.v-2.vi-1999, M. Riha. Tonkin (Vietnam). Laos.

#### *Teneromimus breveapicalis* (Pic), 1934, new combination

(Fig. 15, 32, 45)

*Teneropsis breveapicalis* Pic, 1934: 17.

**Holotype**, ♀. Type locality: Lyompy Thoi, Luzon, (Philippines) 7.8.11 (MNHN) (Holotype examined). Corporaal, 1950: 291.

**Diagnosis.** – Capitular antennomeres 8 and 9 triangular, rectangular in males. These characteristics will distinguish the members of this species from congeners. There are two species in *Teneromimus* that show cribrate elytra; they are *T. angularis* n. sp. and *T. breveapicalis*. *Teneromimus breveapicalis* specimens show mostly testaceous elytra whereas the elytra are black in specimens of *T. angularis* n. sp.

#### Redescription

**Color.** – Antenna brown; cranium black; thorax and elytra testaceous, except elytral apex black; legs bicolorous, tibia and tarsus brown, femur testaceous; abdomen testaceous.

**Size.** – Length 7.0 mm; width 2.2 mm.

**Head.** – Eye narrower than frons (EW/FW 20/55), ommatidia large; capitular antennomeres 8 and 9 triangular.

**Thorax.** – Pronotum punctate at sides, minutely punctate at middle (PW/ PL 120/110); elytra copiously punctate, punctures small (EL/EW 340/85).

**Abdomen.** – Pygidium scutiform. Male unknown.

**Distribution.** – This species is known from the Philippines.

#### *Teneromimus gardneri* (Corporaal), 1935, new combination

(Fig. 16, 34, 44)

*Teneropsis gardneri*, Corporaal, 1935: 35.

**Holotype**, ♀. Type locality: Jawalagiri, Salem North, F. R. I. Sandal, Insect Survey, 27.IV.30 (India) (BMNH).

**Paratype**. 1 specimen. India: Aoor Salem North, F. R. I. Sandal, Insect Survey, 28.IV.30 (RMNH, 1). One paratype not found. Corporaal, 1950: 291. (Holotype and Paratype examined).

**Diagnosis.** – The color characteristics of *Teneromimus gardneri* are very similar to those of *T. humeralis*. However, in *T. gardneri* the gena is black, which is not the case in specimens of *T. humeralis*.

#### Redescription

**Color.** – Antenna, cranium, pronotum and elytra vested with very fine setae; antenna, capitulum black, rest of antenna testaceous; vertex, and frons gula testaceous, rest of cranium, testaceous; pronotum, pterothorax, abdomen and elytra testaceous, except elytral apex black.

**Size.** – Length 8.0 mm; width 2.4 mm.

**Head.** – Eye narrower than frons (EW/FW 40/17), ommatidia large; capitular antennomeres 8 and 9 long triangular, antennomere 10 oblong.

**Thorax.** – Pronotum finely punctate (PW/ PL 110/115); elytral punctures minute (EL/EW 400/100).

**Abdomen.** – Pygidium scutiform. Male unknown.

**Distribution.** – This species is known from India.

#### *Teneromimus humeralis* Gahan, 1910

(Fig. 17, 35, 43)

*Teneromimus humeralis* Gahan, 1910: 71.

**Holotype**, ♀. Type locality: (Alu) Short Island, Solomon Archipelago (BMNH) (Holotype examined). Corporaal, 1950: 266.

**Diagnosis.** – The color characteristics of *Teneromimus humeralis* are very similar to those of *T. gardneri*. However, in *T. humeralis* the humeral angle is black, which is not the case in specimens of *T. gardneri*.

#### Redescription

**Color.** – Antenna, cranium, pronotum and elytra vested with very fine setae; head, prothorax and elytra reddish testaceous, except elytra black at apex and at humeral angle; legs, antenna, pterothorax and abdomen black.

**Size.** – Length 8.0 mm; width 2.2 mm.

**Head.** – Eye narrower than frons (EW/FW 25/55), ommatidia not large; capitular antennomeres 8 and 9 triangular, in female.

**Thorax.** – Pronotum finely punctate (PW/ PL 120/105); elytral punctures minute (EL/EW 420/100).

**Abdomen.** – Pygidium scutiform, Male unknown.

**Distribution.** – This species is known from Shortland Island (Alu) of the Solomons.

#### *Teneromimus lobatus* n. sp.

(Fig. 1-10, 18, 26, 36, 38, 41)

ZooBank : <https://zoobank.org/76E33E5B-1274-4733-8B8C-F2E93F500D19>

**Holotype**, ♂. Type locality: Namibia, 1,500 m, 140 km N Okahandja, 20° 50. 85 S/ 47° S/ 16° 47. 77' E, Holzeintrag, 1.04.1997, M. & O. Niehuis (RGCG).

**Paratypes**. 88 specimens.

#### Namibia

- 1,500 m, 140 km N Okahandja, Holzeintrag, 1.04.1997, M. & O. Niehuis (RGCG, 11);

- 2.000 m, NN Khomas Hochland, Holzeintrag, 4.4.1999, M. & O. Niehuis (RGCG, 1);

- *idem*, 5.4.1997, M. & O. Niehuis (RGCG, 2);

- 27.12.1997, Waterberg Plateau, Park, J. Schindler (RGCG, 3);

- *idem*, 9-11.01.1997, R. Gerstmeier (RGCG, 2);

- 27 miles SE Tsumeb, 1400 m, 19-20.XII.1966, E. S. Ross & K. Lorenzen (EMEC, 13);

- 15 miles NE Waterberg, 1,470 m, 21-XII-1966, E. S. Ross & K. Lorenzen (EMEC, 1);

- Grootfontein District, 40 km WNW Grootfontein, Gaub Farm No. 47, 24-25-Nov.1972, C. L. Hogue (EMEC, 3).

#### Zambia

- Livingstone, 30 km N-O, Wachtel, 1.11.02 (RGCG, 1).

#### Kenya

- N Turkana Province, 2.VI.1934, L. Rudolf Rift Valley, Expedition, 1934, BM (BMNH, 1);



Fig. 15-18. Habitus of *Teneromimus*. 15. *Teneromimus breveapicalis*. 16. *T. gardneri*. 17. *T. humeralis*. 18. *T. lobatus* n. sp.

- Dist. Meru, Mulika Lodge, 10.4.1992, R. Gerstmeier (RGCG, 3);
- Meru District, Materi (Mituguu), 800 m, 5-13.10.1988, Mourglia (RGCG, 1);
- Samburu National Park, Collection date not noted, R. Mourglia (RGCG, 1);
- SE Lamu prov., Witu Kipini, 10-IV-2004, M. Snižek (RGCG, 5);
- Eastern Kenya, E of Thika, 29.12.2007, Mwingi, Nguni, M. Snižek (RGCG, 1);
- 7-IV-2004, M. Snižek (RGCG, 1);
- Isiolo, Samburu National Park, Acacia, 8-11-1988, Mourglia (RGCG, 2).

#### Tanzania

- Mufindi District, Madibira, 22.11.1989, Mourglia (RGCG, 3);
- Ruaha National Park, 800-1,000 m, Acacia, 7-1993, Mourglia (RGCG, 1).

#### Zimbabwe

- West Nicholson, 28-XI-1990, R. Miller & L. Stange (FSCA, 1);
- Gwai River, 3.12.1992, K. & F. Adlbauer (RGCG, 1);
- North of Chisunbanje, Rupisi, Niautsa River, 28-XI-1989, M. Snižek (RGCG, 1).

#### Mozambique

- Sofala Park, 30 km S Caia, 76 m, 21.12.2005, Gusmann, Müller (TMSA, 2);
- Nova Chupanga, December & January 1929, J. Surcouf (NMHN, 1).

#### Ethiopia

- Sothom Nations, 12 km NNE of Arba Minch, 1, 620 m, 22.5.2012 (RGCG, 1).

#### Republic of South Africa

- Lydenburg District, 1896, P. A. Krantz (BMNH, 1);
- 16.11.02, Thabazimbi, Wachtel (RGCG, 1);
- NE-Prov. Tshipise, Honet Nature Reserve, Camp, LF, 300 m, 23-25. XI. 1996, M. Hartmann (RGCG, 2);
- Kruger National Park, Skukuza, 1 km NW, 22.1.1995, on vegetation, C. L. Bellamy (TMSA, 1);
- Kruger National Park, Skukuza, 28.1.1994, UV light & trap, Endrödy-Younga (TMSA, 1);
- Kruger National Park, Skukuzares, 4 km NE 23-1-1995, UV light collection, C. L. Bellamy (TMSA, 1);
- Kruger National Park, Pafuri, 30-31.1.1994, UV light & trap, Endrödy-Younga (TMSA, 4);
- Northern Province, Silkaatsneck, 30.11.1995, beating, C.L. Bellamy (TMSA, 1);
- Northern Province, Amatola, Scott Farm, 26.1.1998, at light, R. Müller (TMSA, 2); Transval, Kruger Park, Breuning (TMSA, 1);
- Northwest Soutpan. Tswaing, 4.12.1996, at light, R. Müller (TMSA, 1);
- Mpumalanga, Richmond Farm, 954 m 19.12.2001, trap, TMSA staff (TMSA 1);
- Waterburg, Geelhoutbush farm, 9.10.1995, Pyrethrum fogging, Endrödy & Bellamy (TMSA, 1).

#### Somalia

- Afgoi, VIII-1977, Olmi (MRAC, 4); Stanbul, 23.XI.1986, S. B. S. (BMNH, 1).

#### Swaziland

- Hlane, National Park, Camp Ndlovu, 300 m, 20.21.XI.1996. M. Hartmann (RGCG, 1).

#### Senegal

- Bandia, 12-6-1980, Sigwalt (MNHN, 1).

**Diagnosis.** – Elytra testaceous except with faintly expressed fascia. This characteristic will distinguish the members of this species from congeners.

#### Description

**Color.** – Cranium testaceous; capitulum black, remainder of antenna testaceous; mesoscutellum black; pronotum black; elytra testaceous except with faintly expressed fascia; legs bicolorous, femur and tibia black, tarsus testaceous; abdomen black.

**Size.** – Length 6.5 mm; width 2.3 mm.

**Head.** – Eye wider than frons (EW/FW 30/20), frons small, ommatidia large; capitular antennomeres 8 and 9 boldly lobate, trigonal in female.

**Thorax.** – Pronotum profusely punctate at sides, slightly punctate at middle (PW/ PL 80/65); elytral punctures slightly striate in basal 1/2 (EL/EW 280/75).

**Abdomen.** – Pygidium truncate; aedeagus as in Fig. 26.

**Variation.** – Length 5.0-8.0 mm; width 2.0-4.0 mm. The pronotum may be entirely testaceous and the darker specimens show a faint flavotestaceous marking.

**Distribution.** – This species is known from Namibia, Zambia, Tanzania, Zimbabwe, Mozambique, Ethiopia, Republic of South Africa, Somalia, Swaziland, and Senegal.

**Etymology.** – The trivial name, *lobatus*, is a Latin noun derived from *lobe*. I refer to the lobate condition of the capitulum.

#### *Teneromimus luzon* n. sp.

(Fig. 19, 39, 45)

ZooBank : <https://zoobank.org/0D43F5D7-893E-478D-AAD1-A8C9A81DEA70>

**Holotype**, ♀. Type locality: Imugan, 2,000 feet, 28.V.1916. A second label reads: BOETTCHER, Luzon, (Philippines), Prov. Nueva Viscaya (USNM).

**Diagnosis.** – This beetle resembles superficially the specimen of *Teneromimus apicularis* n. sp., however, the elytra are completely brown in the specimen of *T. luzon* n. sp., which is not the case in the *T. apicularis* n. sp. specimen.

#### Description

**Color.** – Antenna, cranium, pronotum and elytra vested with very fine setae; cranium black; pronotum mostly flavotestaceous, slightly infuscated at center; antenna bicolorous, capitulum testaceous, rest of antenna brown; elytra brown; legs bicolorous, tibia and tarsus brown, femur testaceous; abdomen brown.

**Size.** – Length 9.5 mm; width 2.4 mm.

**Head.** – Eye and frons equal in width (EW/FW 35/35), ommatidia small; capitular antennomeres 8 and 9 long triangular, in female.

**Thorax.** – Pronotum glabrous (PW/ PL 120/103); elytral punctures minute (EL/EW 450/100).

**Abdomen.** – Pygidium scutiform. Male unknown.

**Distribution.** – This species is known from the Philippines.

**Etymology.** – The trivial name, *luzon*, constitutes a noun in apposition and refers to the type locality.

#### *Teneromimus ocularis* n. sp.

(Fig. 20, 27, 40, 43)

ZooBank : <https://zoobank.org/39DD42DE-7B79-4C47-96D7-0845DD768CDA>

**Holotype**, ♂. Type locality: Mozambique, NW, 15 km SSW, Manje, 530 m, 4.12.2005, Jiri Halada (RGCG).

**Paratypes.** 11 specimens.

#### South Africa

- Kruger Nat. Pk., Letaba camp, 28.2.1995, at light, Endrödy-Younga (TMSA, 1);
- Kruger Nat. Pk., Skukuza reserve camp, 19.2.1995, UV light & trap, Endrödy-Younga (TMSA, 2);
- Kruger Nat. Pk., Skukuza-Numbi Gate, 11.3.1998, Pyrethrum Fogging, Endrödy-Younga (TMSA, 1);
- Kruger Nat. Pk., Pafuri research ca., 18.11.1994, beating, Endrödy & Bellamy (TMSA, 1);
- Transvaal Prov., Hans Merensky Nat. R., 1. 23-26. 1987, K. B. Kimsey (UCDC, 1);
- Mpumalanga Swadini, allight, 13.12.1998, M. Klüger (TMSA, 1).

#### Tanzania

- Ruaha, 2/XII/1989, R. Mourglia (TMSA, 1).

#### Zimbabwe

- SE N of Chisunbanje, Rupisi, Niautsa River, 28.XI.1998, M. Snižek (RGCG, 1).

#### Zambia



Fig. 19-22. Habitus of *Teneromimus*. 19. *Teneromimus luzon* n. sp. 20. *T. ocularis* n. sp. 21. *T. rufithorax*. 22. *T. vitticollis*.



Fig. 23-27. Aedeagi. 23. *Teneromimus angularis* n. sp. 24. *T. artis* n. sp. 25. *T. balteatis*. 26. *T. lobatus* n. sp. 27. *T. ocularis* n. sp.

- Lusaka, Kafue City, Kafue River, 1,200 m, 22.XI/2.XII.1987, R. Mourglial (RGCG, 1).

**Somalia**

- Dint, Afgoi, IV.1986, A. Nur (TMSA, 1).

**Diagnosis.** – The elytral punctations extend to the apex of the elytral disc. This characteristic will distinguish the members of this species from congeners.

**Description**

**Color.** – Color. Black, except elytra testaceous.

**Size.** – Length 7.0 mm; width 2.8 mm.

**Head.** – Eye narrower than frons (EW/FW 15/50), ommatidia large; male capitular antennomeres 8 and 9 slightly lobate.

**Thorax.** – Pronotum sparsely punctate; slightly oblong (PW/ PL 120/100); elytral punctures slightly striate in basal 1/3 (EL/EW 320/100).

**Abdomen.** – Aedeagus as in Fig. 27.

**Variation.** – Size. Length 5.0-9.0 mm; width 2.0-3.0 mm.

**Distribution.** – This species is known from South Africa, Zimbabwe, Zambia, Somalia and Tanzania.

**Etymology.** – The trivial name, *ocularis*, is a Latin name derived from *oculus*. I refer to the prominence of the eyes.

***Teneromimus rufithorax* (Pic), 1932, new combination**

(Fig. 21, 33, 41)

*Orthopleuroides rufithorax* Pic, 1932: 6.

**Holotype**, ♀. Type locality: Elizabethville, The Democratic Republic of the Congo (MNHN) (Holotype examined).

**Diagnosis.** – The forebody and legs are testaceous in this species. This characteristic will distinguish the members of this species from other *Teneromimus*.

**Redescription**

**Color.** – Scape and pedicel testaceous, funicular antennomeres testaceous, capitular antennomeres brown; forebody and legs testaceous; elytra brown except with faint testaceous marking.

**Size.** – Length 5.0 mm; width 2.2 mm.

**Head.** – Eye wider than frons (EW/FW 30/15), ommatidia large; capitular antennomeres 8 and 9 triangular.

**Thorax.** – Pronotum punctate at sides, minutely punctate at middle; slightly oblong (PW/ PL 80/85); elytral punctures striate in basal 3/4, disc slightly roughened in distal 1/3 (EL/EW 220/75).

**Abdomen.** – Pygidium scutiform. Male unknown.

**Distribution.** – This species is known from The Democratic Republic of the Congo.

***Teneromimus vitticollis* Gahan, 1910.**

(Fig. 22, 37, 42)

*Teneromimus vitticollis* Gahan, 1910: 71.

**Holotype**, ♂. Type locality: Melbourne, Australia. (BMNH) (Holotype examined). Corporaal, 1950: 266.

**Diagnosis.** – Each side and middle of the pronotum show a dark stripe. This characteristic will distinguish the members of this species from congeners.

**Redescription**

**Color.** – Antenna, cranium, pronotum and elytra vested with very fine setae; pronotum red, except each side and middle with dark stripe; elytra reddish testaceous; antenna, cranium and venter black.

**Size.** – Length 8.0 mm; width 2.2 mm.

**Head.** – Eye narrower than frons (EW/FW 20/45), ommatidia not large; capitular antennomeres 8 and 9 triangular, antennomer 10 oblong.

**Thorax.** – Pronotum finely punctate (PW/ PL 100/90); elytral punctures minute (EL/EW 310/70).

**Abdomen.** – Pygidium scutiform; aedeagus damaged.

**Distribution.** – This species is known from Australia.

**Discussion**

The most surprising result of this study is the extent to which *Teneromimus* taxa were involved with generic recombinations. Two of the recombinations concerned *Teneropsis*, one involved *Orthopleuroides*, one pertained to *Enoplium*. Another point that is worthy of discussion is the difficulty that one encounters when discerning the number of funicular antennomeres. The fifth, sixth and seventh antennomeres are extraordinarily small, to an extent that they are difficult to differentiate in dry specimens.

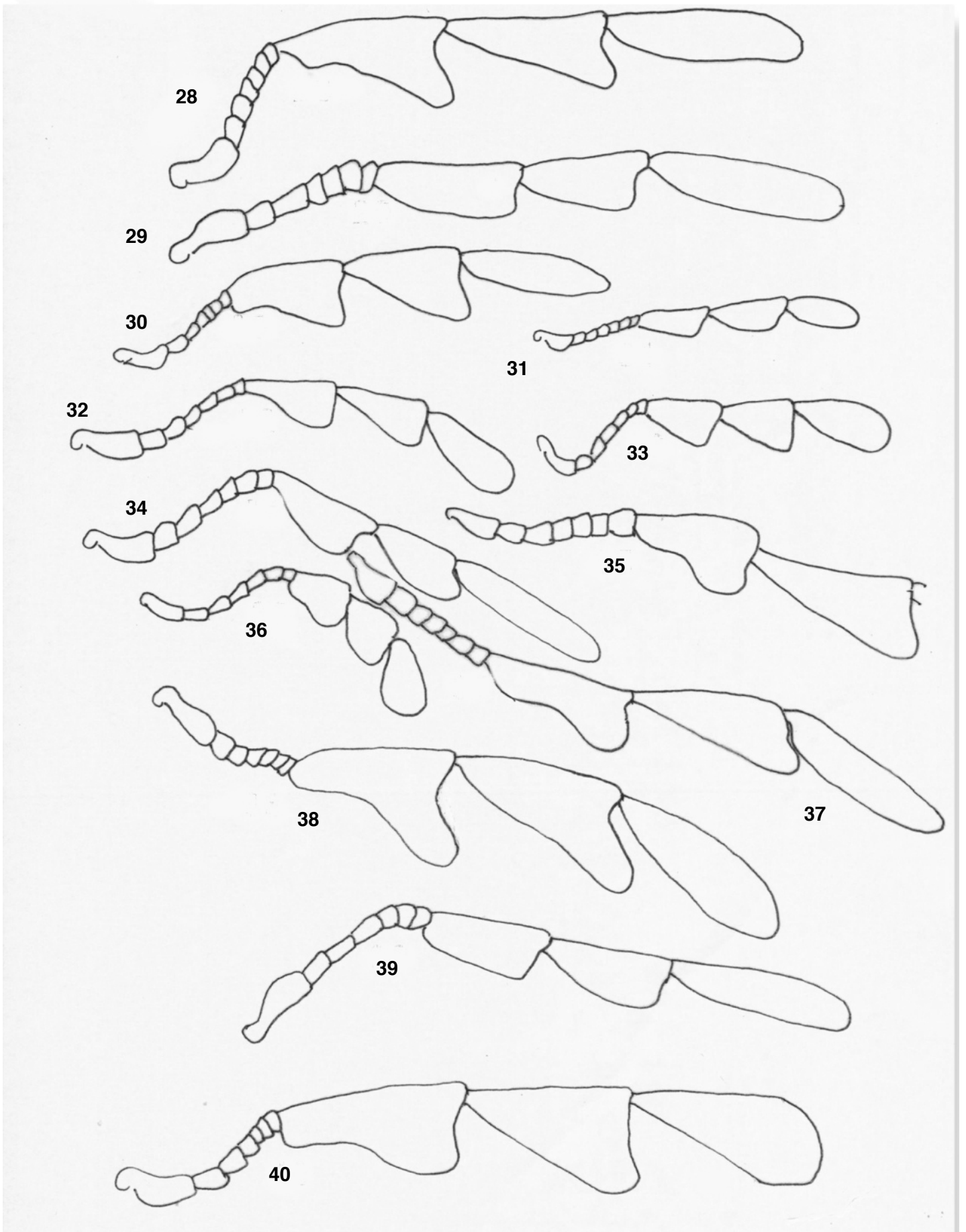


Fig. 28-40. Antennae. 28. *Teneromimus angularis* n. sp. 29. *T. apicularis* n. sp. 30. *T. artis* n. sp. 31. *T. balteatis*. 32. *T. breveapicalis*. 33. *T. rufithorax*. 34. *T. gardneri*. 35. *T. humeralis*. 36. *T. lobatus* n. sp., ♀. 37. *T. vitticollis*. 38. *T. lobatus* n. sp., ♂. 39. *T. luzon* n. sp. 40. *T. ocularis* n. sp.

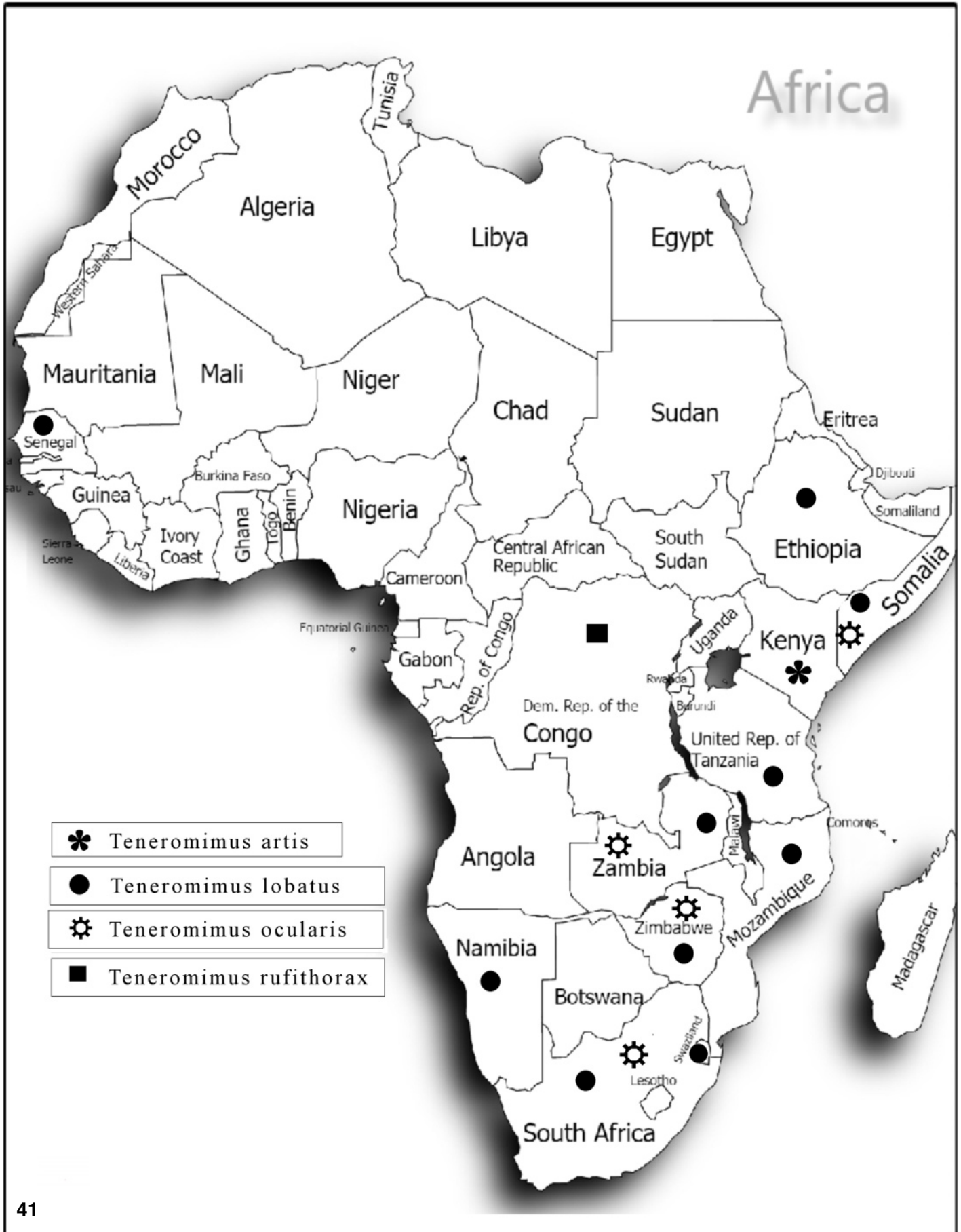


Fig. 41. Geographical distributions of species as noted.

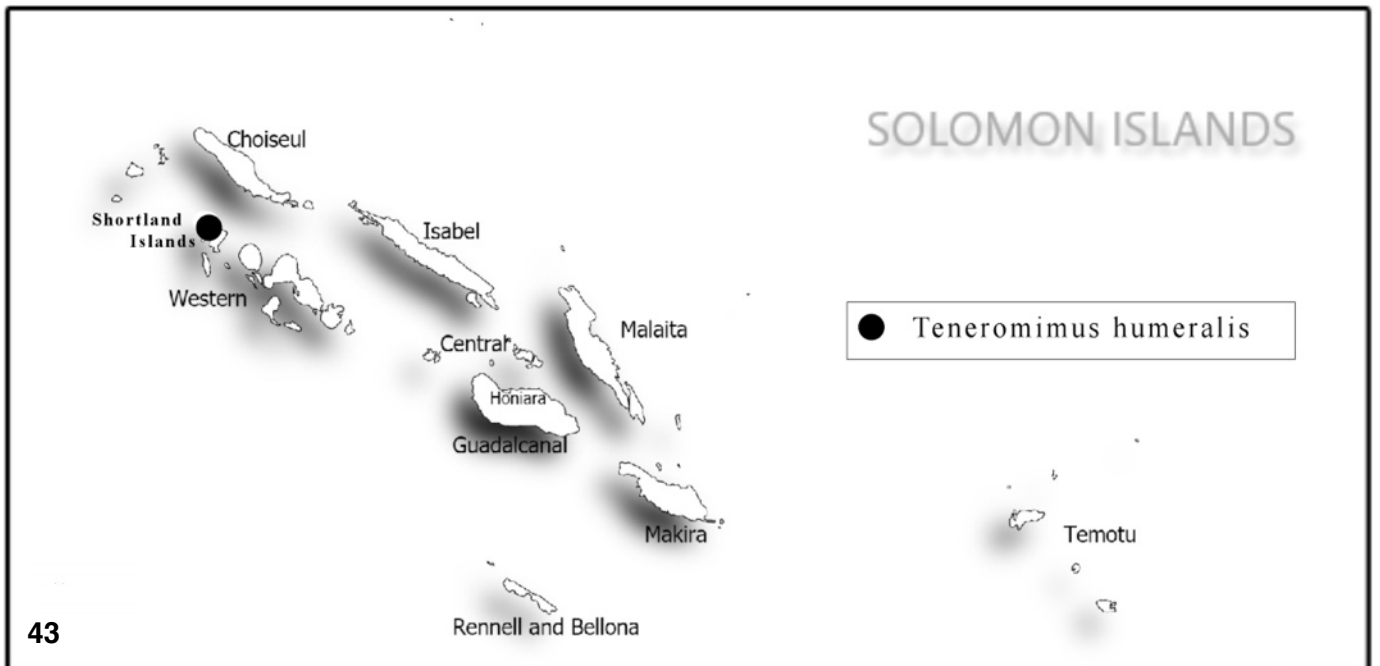
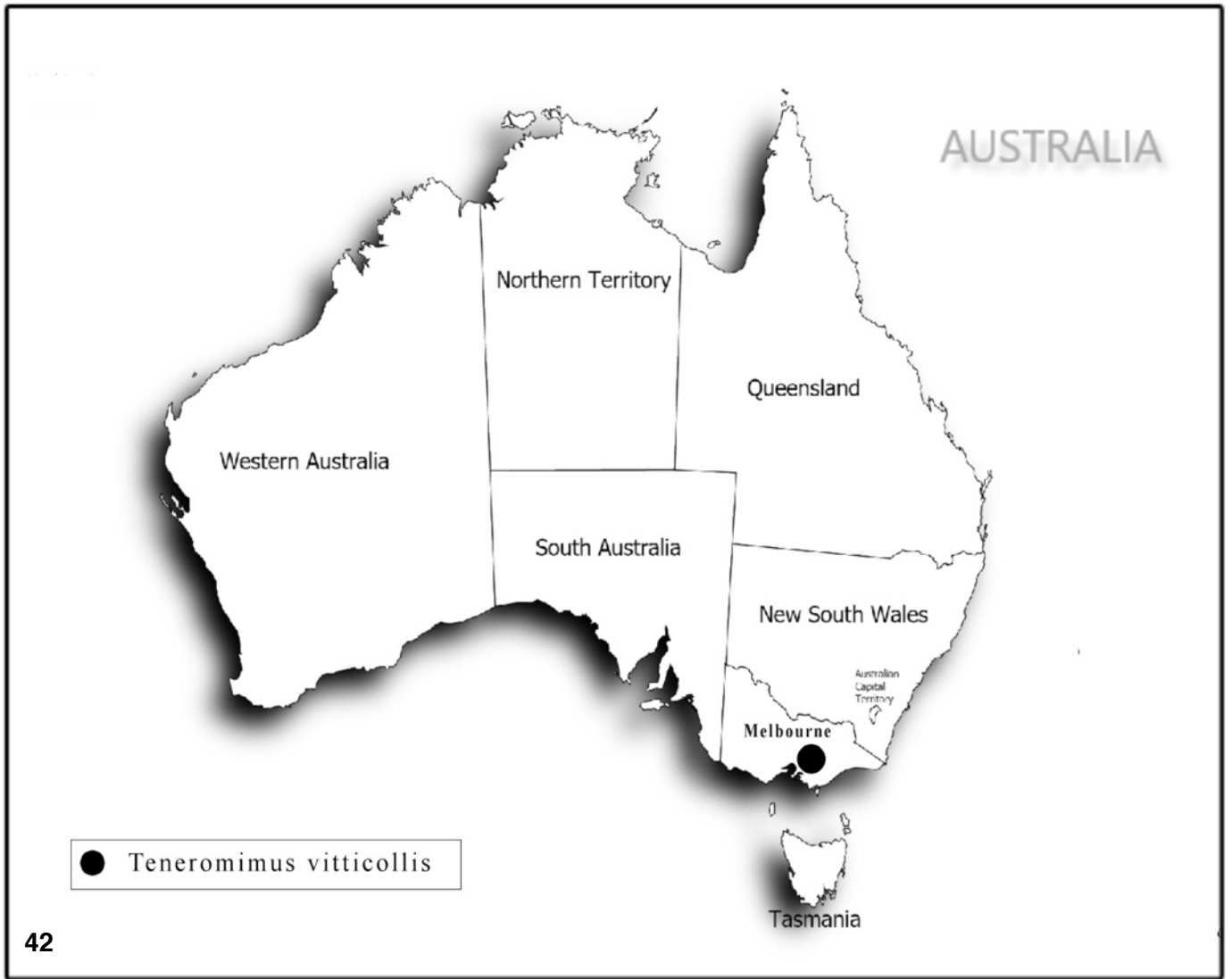


Fig. 42-43. Geographical distributions of species as noted.

## Aknowledgments

I thank the curators listed in the “Repositories of specimens” section for entrusting me with specimens in their charge. The thorough reviews of John M. Leavengood, Jr. and Robert H. Turnbow, Jr. are much appreciated. My wife Galena provided much support in the preparation of the distributional maps and the Montage and Leica images, and Jonathan Bremer prepared SEM images. My thanks to Paul E. Skelley for numerous departmental courtesies, and to the Florida Department of Agriculture, DPI, for institutional affiliation and support.

## Literature Cited

- Arnett RH. Jr., Samuelson GA., Nishida GN., 1993. – The insect and spider collections of the world (second edition). Flora and Fauna Handbook no. 11. Sandhill Crane Press, Gainesville, FL 310 p.
- Brown RW., 1956. – Composition of scientific words (second edition). Reese Press, Baltimore, MD. 882 p.
- Corporaal JB., 1935. – Two new Cleridae (Col.) from India. *Stylops. A Journal of Taxonomic Entomology* (part 2), 4: 35.
- Dobzhansky T., 1937. – Genetics and the origin of species. Columbia University Press, New York, NY. 364.

- Fairmaire ML., 1888. – Descriptions de Coléoptères de L'indo-Chine. *Annales de la Societé entomologique de France*, (6) 8: 333-378.
- Gahan CJ., 1910. – Notes on the Cleridae and description of some new genera and species of this family of Coleoptera. *The Annals and Magazine of Natural History*, 5: 55-76.
- Mayr E., 1963. – Animal species and evolution. Harvard University Press, Cambridge, Massachusetts. 797 p.
- Opitz W., 2010. – Classification, evolution, and subfamily composition of the Cleridae, and generic content and key of the subfamilies (Coleoptera: Cleroidea). *Entomologica Basiliensia et Collectionis Frey*, 32: 31-128.
- Opitz W., 2014. – Classification, natural history, and evolution of Neorthopleurinae Opitz (Coleoptera: Cleridae). Part II. The *Dermestoides* Genus Group. *Giornale Italiano di Entomologia*, 13(59): 495-514.
- Pic M., 1932. – Diagnoses préliminaires. *Mélanges exotico entomologiques*, 59: 1-9.
- Pic M., 1934. – Nouveautés diverses. *Mélanges exotico entomologiques*, 64: 1-36.
- Standfuss M., 1896. – Handbuch der paläarktischen Gross-Schmetterlinge für Forscher und Sammler. Gustav Fischer, Jena, Germany. 392 p.

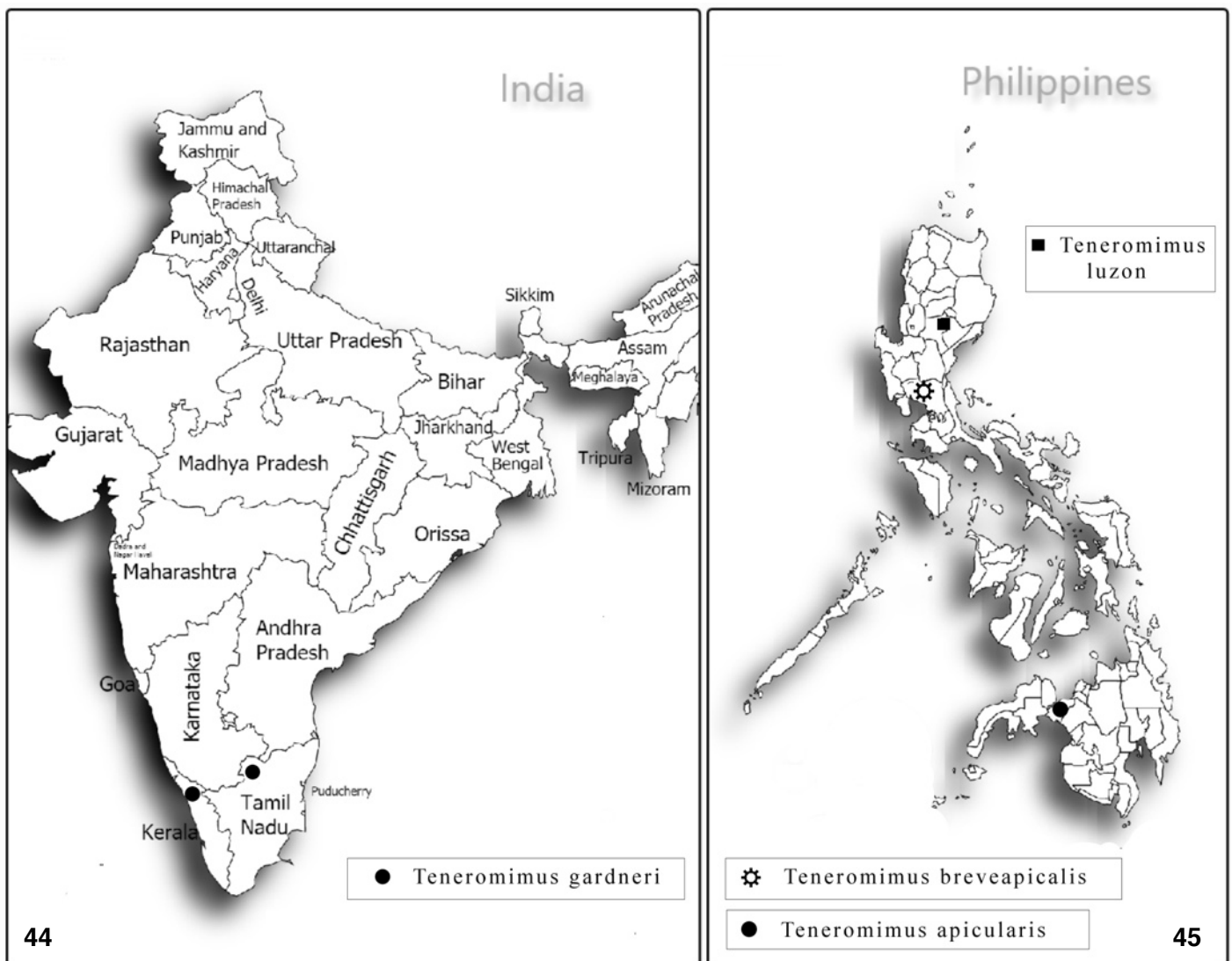


Fig. 44-45. Geographical distributions of species as noted.

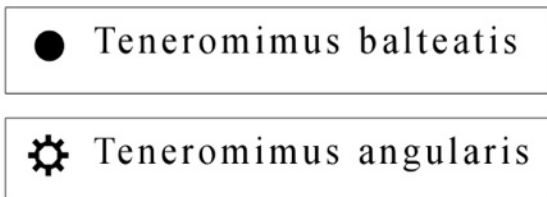


Fig. 46-48. Geographical distributions of species as noted.

## Résumé

Opitz W., 2024. – Systématique des clairons du genre *Teneromimus* Gahan, 1910 (Coleoptera: Cleroidea: Cleridae: Orthopleurinae). *Faunitaxys*, 12(28): 1 – 16.

Le genre *Teneromimus* Gahan a été décrit en 1910 sur la base de deux espèces. Ici, le genre est élargi pour inclure 12 espèces, dont 6 nouvelles. Les espèces décrites précédemment sont *Teneromimus balteatis* (Fairmaire), *T. breveapicalis* (Pic), *T. gardneri* (Corporaal), *T. humeralis* Gahan, *T. rufithorax* (Pic) et *T. vitticollis* Gahan. Les nouvelles espèces concernent *Teneromimus angularis* n. sp., *T. apiculus* n. sp., *T. artis* n. sp., *T. lobatus* n. sp., *T. luzon* n. sp. et *T. ocularis* n. sp. Quatre espèces, *Teneropsis gardneri* (Corporaal), *T. breveapicalis* (Pic), *Orthopleuroides rufithorax* (Pic) et *Enoplium balteatum* (Fairmaire), sont transférées dans le genre *Teneromimus* Gahan en tant que **nouvelles combinaisons**.

Mots-clés. – Coleoptera, Cleridae, Orthopleurinae, clairons, *Teneromimus*, taxonomie, systématique, nouvelles espèces, clé de détermination, analyse morphologique.

---

## Derniers articles publiés

Hennemann F. H., 2023. – A taxonomic review, including new species and new records of Philippine Obrimini stick insects (Insecta: Phasmatodea: Heteropterygidae: Obrimini). *Faunitaxys*, 11(71): 1 – 135. [https://doi.org/10.57800/faunitaxys-11\(71\)](https://doi.org/10.57800/faunitaxys-11(71))

Lacroix M., Coache A. & Filippi G., 2023. – Deuxième contribution à la connaissance des Sericinae de Sao Tomé et Principe (Coleoptera, Scarabaeoidea). *Faunitaxys*, 11(72): 1 – 11. [https://doi.org/10.57800/faunitaxys-11\(72\)](https://doi.org/10.57800/faunitaxys-11(72))

Keith D., Pham P.V. & Sabatinelli G., 2023. – *Exolontha permirabilis*, a new species from Vietnam with notes on the genus (Col. Scarabaeidae Melolonthinae Melolonthini). *Faunitaxys*, 11(73): 1 – 5. [https://doi.org/10.57800/faunitaxys-11\(73\)](https://doi.org/10.57800/faunitaxys-11(73))

Vives E., 2023. – Especies nuevas o interesantes de longicornios de Filipinas (Pars 24). (Coleoptera, Cerambycidae). *Faunitaxys*, 11(74): 1 – 5. [https://doi.org/10.57800/faunitaxys-11\(74\)](https://doi.org/10.57800/faunitaxys-11(74))

Laguerre M., 2023. – Generic revision of *Hypercompe* Hübner, [1818] and allied genera with descriptions of new genera and new species (Lepidoptera: Erebidae: Arctiinae). *Faunitaxys*, 11(75): 1 – 34. [https://doi.org/10.57800/faunitaxys-11\(75\)](https://doi.org/10.57800/faunitaxys-11(75))

Ythier E. & Lourenço W. R., 2023. – A new species of *Hadruiroides* Pocock, 1893 from Peru (Scorpiones: Caraboctonidae). *Faunitaxys*, 11(76): 1 – 7. [https://doi.org/10.57800/faunitaxys-11\(76\)](https://doi.org/10.57800/faunitaxys-11(76))

Lourenço W. R. & Velten J., 2023. – New contribution to the knowledge of Burmite chaerilids and description of a new species (Scorpiones: Chaerilidae). *Faunitaxys*, 11(77): 1 – 4. [https://doi.org/10.57800/faunitaxys-11\(77\)](https://doi.org/10.57800/faunitaxys-11(77))

Lourenço W. R. & Velten J., 2023. – A remarkable new species of *Betaburmesebuthus* Lourenço, 2015 from Burmite (Scorpiones: Palaeoburmesebuthidae). *Faunitaxys*, 11(78): 1 – 5. [https://doi.org/10.57800/faunitaxys-11\(78\)](https://doi.org/10.57800/faunitaxys-11(78))

Dalens P.-H. & Robin F., 2023. – Un nouveau *Martinsia* Chemsak & Linsley, 1967 de Guyane (Coleoptera : Cerambycidae, Cerambycinae). *Faunitaxys*, 11(79): 1 – 5. [https://doi.org/10.57800/faunitaxys-11\(79\)](https://doi.org/10.57800/faunitaxys-11(79))

Vitali F., 2023. – Taxonomical notes on the genus *Cerosterna* Dejean, 1835 with the description of a new species from the Australian realm (Coleoptera, Cerambycidae). *Faunitaxys*, 11(80): 1 – 4. [https://doi.org/10.57800/faunitaxys-11\(80\)](https://doi.org/10.57800/faunitaxys-11(80))

Lanuza-Garay A., Rivera M. & Santos Murgas A., 2024. – Description of a new species of *Nyssodryssilla* Gilmour, 1962 (Cerambycidae: Lamiinae: Acanthocinini) from Brazil and new record, host plant, and parasitoid of *Heterachthes sablensis* Blatchley, 1920 (Cerambycinae: Tropicini: Compsina) in Panama. *Faunitaxys*, 12(1): 1 – 4. [https://doi.org/10.57800/faunitaxys-12\(01\)](https://doi.org/10.57800/faunitaxys-12(01))

Háva J., 2024. – Second contribution to the knowledge of the genus *Trogoderma* from New Zealand (Coleoptera: Dermestidae: Megatominae). *Faunitaxys*, 12(2): 1 – 3. [https://doi.org/10.57800/faunitaxys-12\(2\)](https://doi.org/10.57800/faunitaxys-12(2))

Lapèze J. & Lopez-Vaamonde C., 2024. – Description de cinq nouvelles espèces de *Lycoderides* Sakakibara (Hemiptera: Auchenorrhyncha: Membracidae) de Guyane française. *Faunitaxys*, 12(3): 1 – 23. [https://doi.org/10.57800/faunitaxys-12\(3\)](https://doi.org/10.57800/faunitaxys-12(3))

Lourenço W. R., 2024. – A new scorpion species for the genus *Burmesescorpiops* Lourenço, 2016 from Cretaceous Burmese amber (Scorpiones: Palaeoscorpionidae: Archaeoscorpioninae). *Faunitaxys*, 12(4): 1 – 5. [https://doi.org/10.57800/faunitaxys-12\(4\)](https://doi.org/10.57800/faunitaxys-12(4))

Cumming R.T., Le Tirant S. & Chen H., 2024. – An additional Cretaceous *Ferriantenna* Cumming & Le Tirant, 2021 species with wildly exaggerated antennae (Hemiptera, Coreidae). *Faunitaxys*, 12(5): 1 – 6. [https://doi.org/10.57800/faunitaxys-12\(5\)](https://doi.org/10.57800/faunitaxys-12(5))

Bezark L. G. & Santos-Silva A., 2024. – New World Lamiinae (Coleoptera, Cerambycidae): new species, new records, and notes. *Faunitaxys*, 12(4): 1 – 11. [https://doi.org/10.57800/faunitaxys-12\(6\)](https://doi.org/10.57800/faunitaxys-12(6))

Lingafelter S. W., Touroult J. & Hodecek J., 2024. – A new species of *Eburia* (Coleoptera: Cerambycidae: Cerambycinae: Eburini) from the Dominican Republic. *Faunitaxys*, 12(7): 1 – 7. [https://doi.org/10.57800/faunitaxys-12\(7\)](https://doi.org/10.57800/faunitaxys-12(7))

Bollino M. & Bouyer T., 2024. – A new subspecies of *Graphium bouyeri* Cipolla, 2021 and notes on taxonomic status of *Graphium biokoensis* Gauthier, 1984 (Lepidoptera, Papilionidae). *Faunitaxys*, 12(8): 1 – 6. [https://doi.org/10.57800/faunitaxys-12\(8\)](https://doi.org/10.57800/faunitaxys-12(8))

Sadine S. E., Souilem Z., Chedad A., Chebihi B., Zesba R., Houhamdi M., Lourenço W. R. & Ythier E., 2024. – A new species of *Buthacus* Birula, 1908 from the Algerian Saharan Desert (Scorpiones: Buthidae). *Faunitaxys*, 12(9): 1 – 9. [https://doi.org/10.57800/faunitaxys-12\(9\)](https://doi.org/10.57800/faunitaxys-12(9))

Dalens P.-H. & Robin F., 2024. – *Recchia hirticornis* (Klug, 1825) et description d'une nouvelle espèce de *Recchia* Lane, 1966 de Guyane (Coleoptera : Cerambycidae, Lamiinae). *Faunitaxys*, 12(10): 1 – 7. [https://doi.org/10.57800/faunitaxys-12\(10\)](https://doi.org/10.57800/faunitaxys-12(10))

- Robin F. & Dalens P.-H., 2024. – Deux nouvelles espèces de *Rosalba* Thomson, 1864 de Guyane (Coleoptera : Cerambycidae, Lamiinae). *Faunitaxys*, 12(11): 1 – 6. [https://doi.org/10.57800/faunitaxys-12\(11\)](https://doi.org/10.57800/faunitaxys-12(11))
- Gouverneur X., 2024. – Description d'une nouvelle espèce du genre *Mimapatellarthron* Breuning, 1940 du Vietnam (Coleoptera, Cerambycidae). *Faunitaxys*, 12(12): 1 – 3. [https://doi.org/10.57800/faunitaxys-12\(12\)](https://doi.org/10.57800/faunitaxys-12(12))
- Lourenço W. R. & Velten J., 2024. – An exceptional new genus of fossil scorpion from Burmese Cretaceous amber belonging to the family Palaeoburmesebuthidae Lourenço, 2015. *Faunitaxys*, 12(13): 1 – 7. [https://doi.org/10.57800/faunitaxys-12\(13\)](https://doi.org/10.57800/faunitaxys-12(13))
- Gouverneur X. & Guérard P., 2024. – Description d'une nouvelle espèce du genre *Stenhomalus* White, 1855 du Laos (Coleoptera, Cerambycidae, Oabriini). *Faunitaxys*, 12(14): 1 – 3. [https://doi.org/10.57800/faunitaxys-12\(14\)](https://doi.org/10.57800/faunitaxys-12(14))
- Gouverneur X., 2024. – Description d'une nouvelle espèce du genre *Margites* Gahan, 1891 du Laos (Coleoptera, Cerambycidae, Cerambycini). *Faunitaxys*, 12(15): 1 – 3. [https://doi.org/10.57800/faunitaxys-12\(15\)](https://doi.org/10.57800/faunitaxys-12(15))
- Gouverneur X., 2024. – Description d'une nouvelle espèce du genre *Glenida* Gahan, 1888 (Coleoptera : Cerambycidae) du Vietnam. *Faunitaxys*, 12(16): 1 – 7. [https://doi.org/10.57800/faunitaxys-12\(16\)](https://doi.org/10.57800/faunitaxys-12(16))
- Gerstmeier R., 2024. – *Phloiocopus bimaculatus* sp. n., a new apterous species from Somalia (Coleoptera, Cleridae, Clerinae). *Faunitaxys*, 12(17): 1 – 3. [https://doi.org/10.57800/faunitaxys-12\(17\)](https://doi.org/10.57800/faunitaxys-12(17))
- Wang F.-L., 2024. – A new species of the genus *Dedalopterus* Sabatinelli & Pontuale, 1998 from China (Coleoptera, Scarabaeidae, Melolonthinae). *Faunitaxys*, 12(18): 1 – 5. [https://doi.org/10.57800/faunitaxys-12\(18\)](https://doi.org/10.57800/faunitaxys-12(18))
- Ythier E., 2024. – A new high-altitude scorpion species of the genus *Ananteris* Thorell, 1891 (Scorpiones: Ananteridae) from the Pico da Neblina, Brazil. *Faunitaxys*, 12(19): 1 – 9. [https://doi.org/10.57800/faunitaxys-12\(19\)](https://doi.org/10.57800/faunitaxys-12(19))
- Keith D., 2024. – Description de deux espèces nouvelles du genre *Miridiba* Reitter, 1902 du Vietnam (Coleoptera: Scarabaeidae, Melolonthinae, Rhizotrogini). *Faunitaxys*, 12(20): 1 – 6. [https://doi.org/10.57800/faunitaxys-12\(20\)](https://doi.org/10.57800/faunitaxys-12(20))
- Deslisle G. & Plante É., 2024. – Une nouvelle sous-espèce d'*Ornithoptera* (*O.*) *priamus* (Linnaeus, 1758) découverte sur l'île de Gorong, Moluques, Indonésie (Lepidoptera, Papilionidae, Troidini). *Faunitaxys*, 12(21): 1 – 19. [https://doi.org/10.57800/faunitaxys-12\(21\)](https://doi.org/10.57800/faunitaxys-12(21))
- Vives E. & Trócoli S., 2024. – Una nueva especie de *Pseudochoeromorpha* Breuning, 1936 de Sulawesi, Indonesia (Coleoptera, Cerambycidae: Lamiinae). *Faunitaxys*, 12(22): 1 – 3. [https://doi.org/10.57800/faunitaxys-12\(22\)](https://doi.org/10.57800/faunitaxys-12(22))
- Huchet J.-B., 2024. – *Nothochodaeus lycaon*, a new species from Palawan Island, Philippines (Coleoptera: Scarabaeoidea: Ochodaeidae). *Faunitaxys*, 12(23): 1 – 4. [https://doi.org/10.57800/faunitaxys-12\(23\)](https://doi.org/10.57800/faunitaxys-12(23))
- Lourenço W. R. & Velten J., 2024. – One more particular new species belonging to the genus *Chaerilobuthus* Lourenço & Beigel, 2011 (Scorpiones: Chaerilobuthidae). *Faunitaxys*, 12(24): 1 – 5. [https://doi.org/10.57800/faunitaxys-12\(24\)](https://doi.org/10.57800/faunitaxys-12(24))
- Háva J., 2024. – A new *Anthrenus* Geoffroy, 1762 species from Iran (Coleoptera: Dermestidae: Megatominae: Anthrenini). *Faunitaxys*, 12(25): 1 – 3. [https://doi.org/10.57800/faunitaxys-12\(25\)](https://doi.org/10.57800/faunitaxys-12(25))
- Lourenço W. R. & Velten J., 2024. – An unusual new species of *Betaburmesebuthus* Lourenço, 2015 trapped in Burmite (Scorpiones: Palaeoburmesebuthidae). *Faunitaxys*, 12(26): 1 – 5. [https://doi.org/10.57800/faunitaxys-12\(26\)](https://doi.org/10.57800/faunitaxys-12(26))
- Gouverneur X. & Chemin G., 2024. – Notes sur le genre *Xenohammus* Schwarzer, 1931 (Coleoptera, Cerambycidae) et description d'une nouvelle espèce du Laos. *Faunitaxys*, 12(27): 1 – 6. [https://doi.org/10.57800/faunitaxys-12\(27\)](https://doi.org/10.57800/faunitaxys-12(27))

### Faunitaxys est échangée avec les revues suivantes (« print versions ») :

- Annali del Museo Civico di Storia Naturale G. Doria (Italie)
- Boletín de la Asociación española de Entomología (Espagne)
- Boletín de la Sociedad Andaluza de Entomología (Espagne)
- Bollettino del Museo di Storia Naturale di Venezia (Italie)
- Bulletin de la Société linnéenne de Lyon (France)
- Bulletin of Insectology (Italie)
- Heteropterus Rev. Entomol. (Espagne)
- Israel Journal of Entomology (Israël)
- Klapalekiana (République Tchèque)
- Koleopterologische Rundschau (Allemagne)
- Memor del Museo Civico di Storia Naturale di Verona (Italie)
- Nova Supplementa Entomologica (Allemagne)
- Proceedings of the Entomological Society of Washington (USA)
- Revue suisse de Zoologie (Suisse)
- Spixiana (Allemagne)
- Stuttgarter Beiträge zur Naturkunde A, Biologie (Allemagne)
- Zoosystematica Rossica (Russie)

# Faunitaxys

*Volume 12, Numéro 28, Juin 2024*

## SOMMAIRE

Systématique des clairons du genre *Teneromimus* Gahan, 1910 (Coleoptera: Cleroidea: Cleridae: Orthopleurinae).

*Weston Opitz* . . . . . 1 – 16

## CONTENTS

Systematics of the checkered beetle genus *Teneromimus* Gahan, 1910 (Coleoptera: Cleroidea: Cleridae: Orthopleurinae).

*Weston Opitz* . . . . . 1 – 16



### *Illustration de la couverture :*

"Selva Negra", Matagalpa, Nicaragua.

Crédits:

**Weston Opitz** : Fig. 1-48.

**Galena Opitz** : Couverture.