



HAL
open science

Tracking the reaction networks of acetaldehyde oxide and glyoxal oxide Criegee intermediates in the ozone-assisted oxidation reaction of crotonaldehyde

Alec De cecco, Alan Conrad, Nath-Eddy Moddy, Ahren Jasper, Nils Hansen, Philippe Dagaut, Denisia Popolan-Vaida

► To cite this version:

Alec De cecco, Alan Conrad, Nath-Eddy Moddy, Ahren Jasper, Nils Hansen, et al.. Tracking the reaction networks of acetaldehyde oxide and glyoxal oxide Criegee intermediates in the ozone-assisted oxidation reaction of crotonaldehyde. ACS Spring Meeting 2024, American Chemical Society, Mar 2024, New Orleans (LA), United States. hal-04597074

HAL Id: hal-04597074

<https://hal.science/hal-04597074v1>

Submitted on 1 Jun 2024

HAL is a multi-disciplinary open access archive for the deposit and dissemination of scientific research documents, whether they are published or not. The documents may come from teaching and research institutions in France or abroad, or from public or private research centers.

L'archive ouverte pluridisciplinaire **HAL**, est destinée au dépôt et à la diffusion de documents scientifiques de niveau recherche, publiés ou non, émanant des établissements d'enseignement et de recherche français ou étrangers, des laboratoires publics ou privés.

Public Domain



Tracking the Reaction Network of Acetaldehyde Oxide and Glyoxal Oxide Criegee Intermediates in the Ozone-Assisted Oxidation of Crotonaldehyde

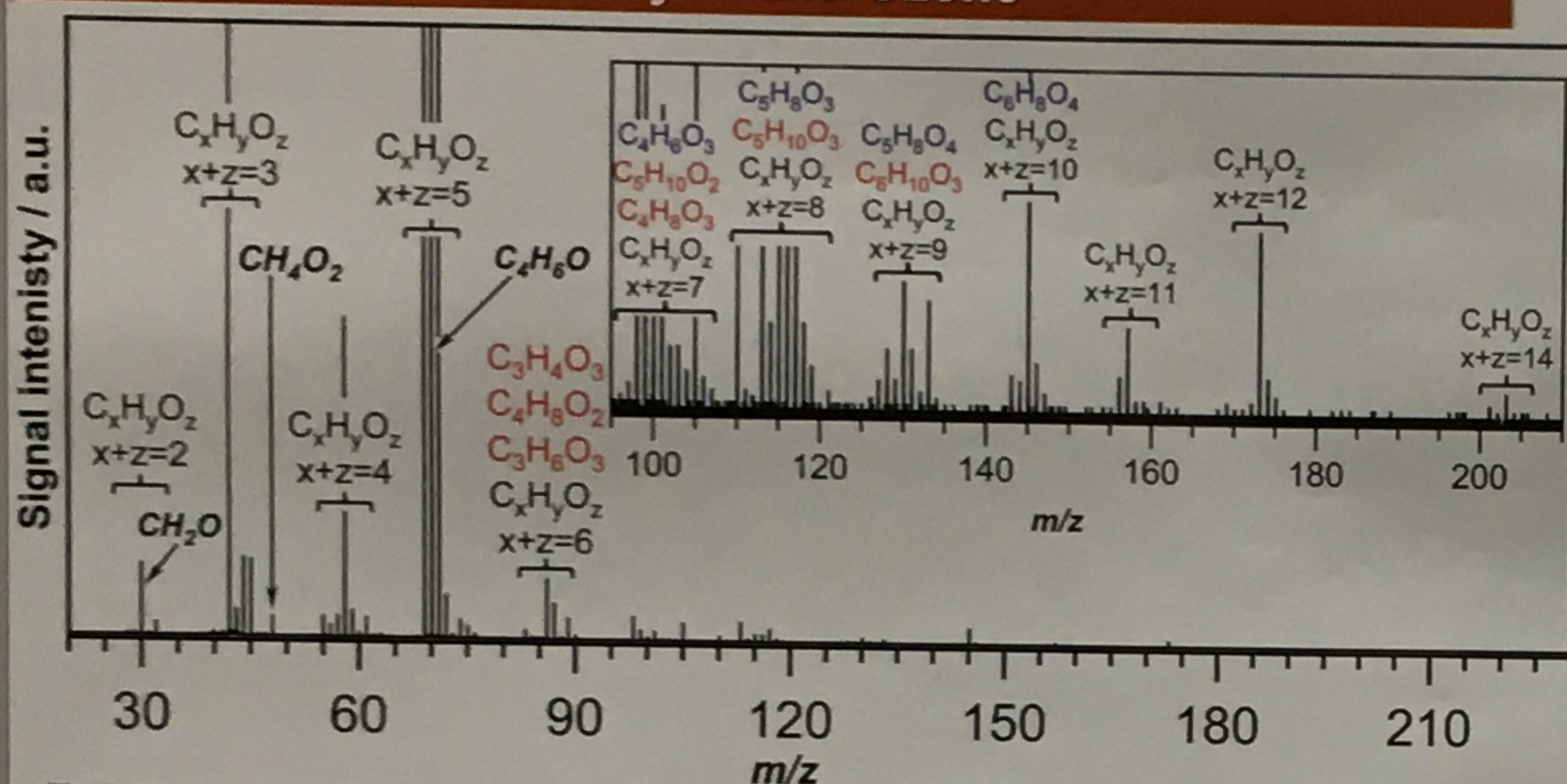
Alec DeCecco,¹ Alan Conrad,¹ Nath-Eddy Moddy,¹ Ahren Jasper,² Nils Hansen,³ Philippe Dagaut,⁴ and Denisia Popolan-Vaida¹

¹Department of Chemistry, University of Central Florida, Orlando, FL, USA, ²Chemical Sciences and Engineering Division, Argonne National Laboratory, Lemont, IL, USA, ³Combustion Research Facility, Sandia National Laboratories, Livermore, CA, USA, ⁴Centre National de la Recherche Scientifique, INSIS, ICARE, 45071 Orléans Cedex 2, France


Abstract

The reaction of unsaturated compounds with ozone is recognized to lead to the formation of Criegee intermediates (CIs), which play a key role in controlling the atmospheric budget of hydroxyl radicals and secondary organic aerosols. The reaction network of two CIs (CH_2CHO and CHOCHO) formed in the ozone-assisted oxidation reaction of crotonaldehyde (CA), is investigated over a temperature range between 390 K and 800 K in an atmospheric pressure jet stirred reactor (JSR). Molecular beam in conjunction with single photon tunable synchrotron VUV radiation is used to identify elusive intermediates and separate structural isomers. Addition of ozone (1000 ppm) is observed to trigger the oxidation of CA already at 390 K, below the temperature where the oxidation reaction of CA in the absence of ozone was observed. The observed CA + O_3 product, $\text{C}_4\text{H}_6\text{O}_4$, is found to be linked to the ketohydroperoxide resulting from the isomerization of the primary ozonide. A network of CI reactions identified in the temperature region below 600 K is characterized by CIs addition to species like alkenes and aldehydes. The results of these studies provide new mechanistic insights into ozone-assisted oxidation reactions of aldehydes, which is critical for the development of improved kinetics models.

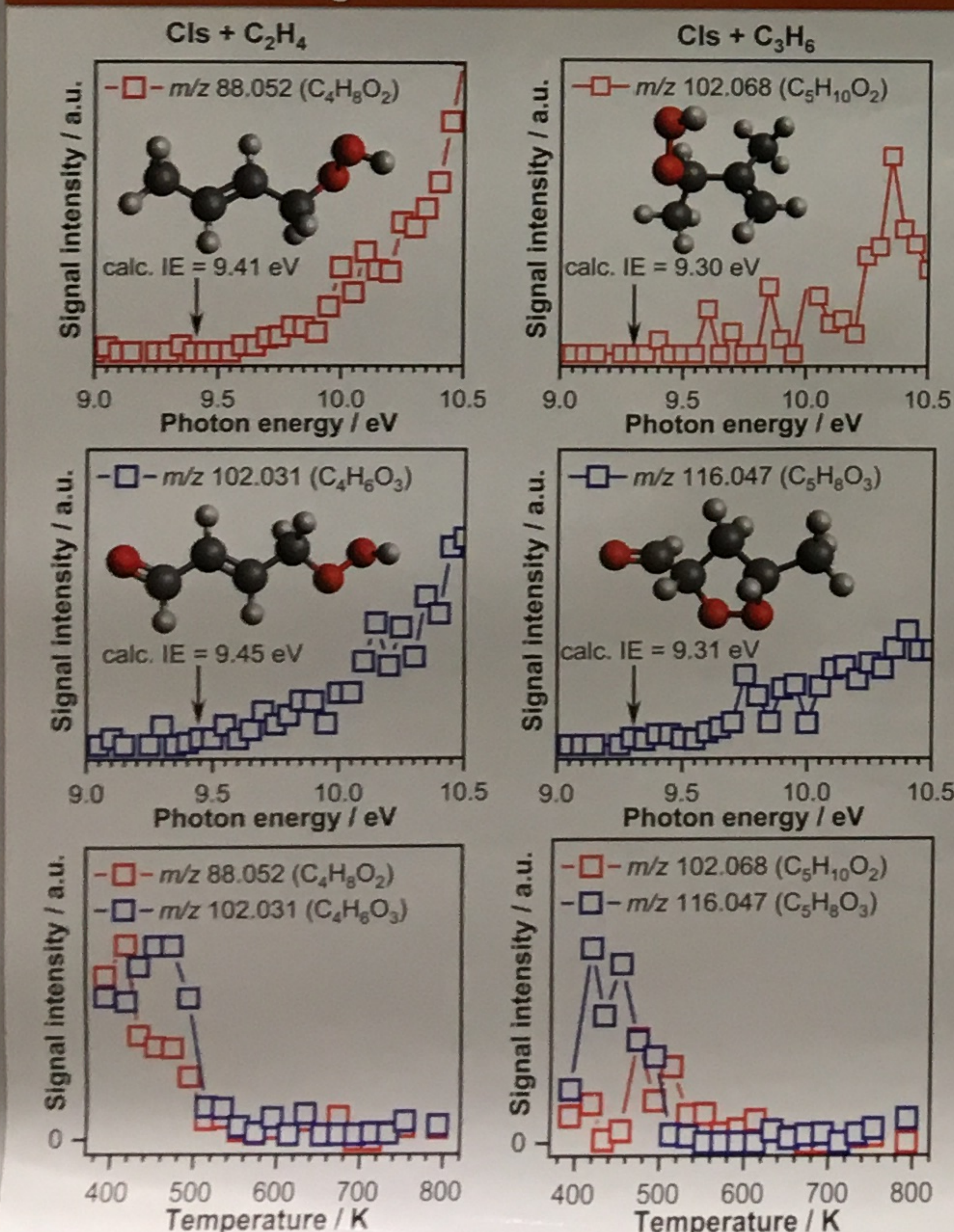
Reaction of Crotonaldehyde and Ozone



Typical mass spectra recorded after the ozone-assisted oxidation reaction of crotonaldehyde at a temperature of 390 K and ionization energy of 11.0 eV.

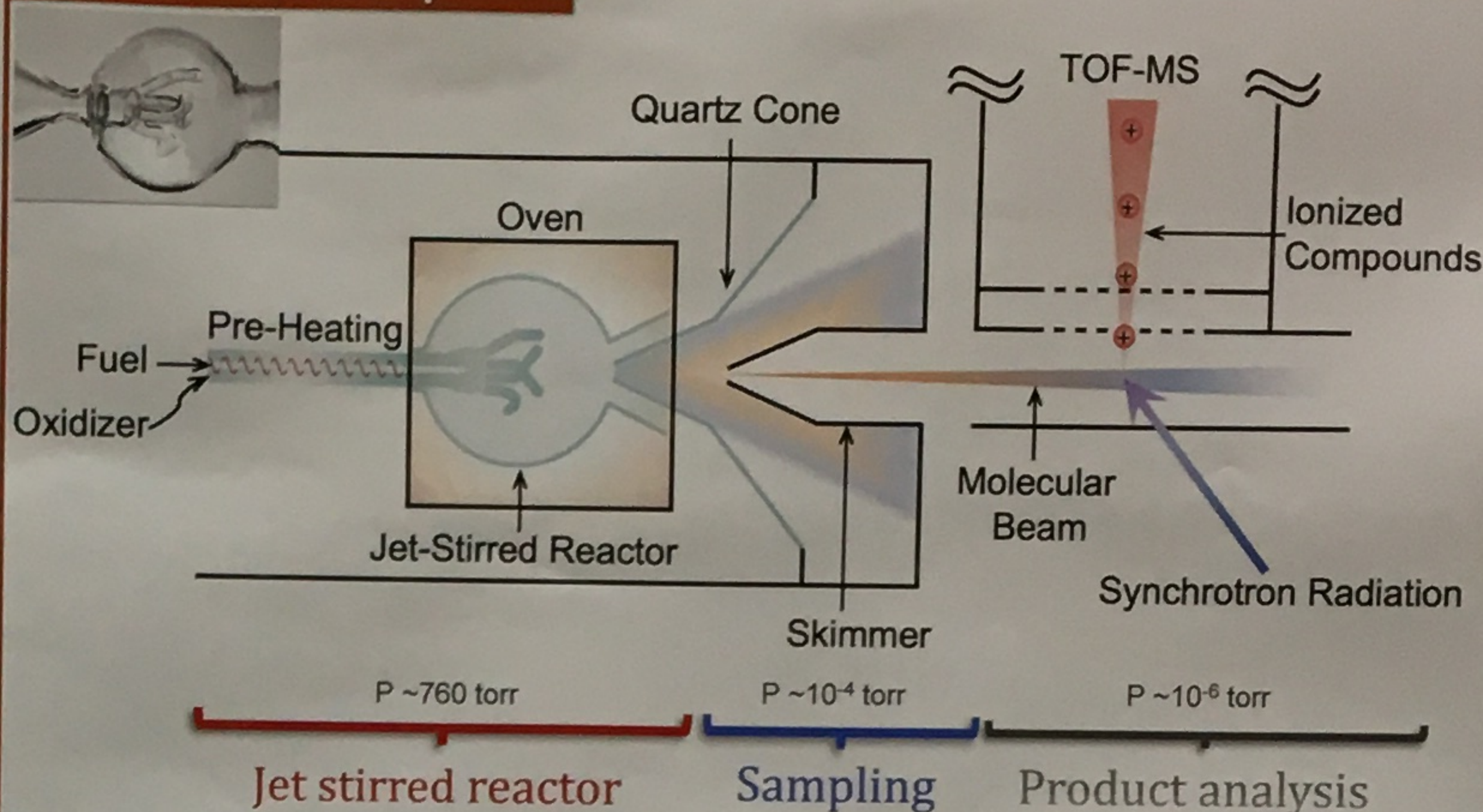


Reactions of Criegee intermediates

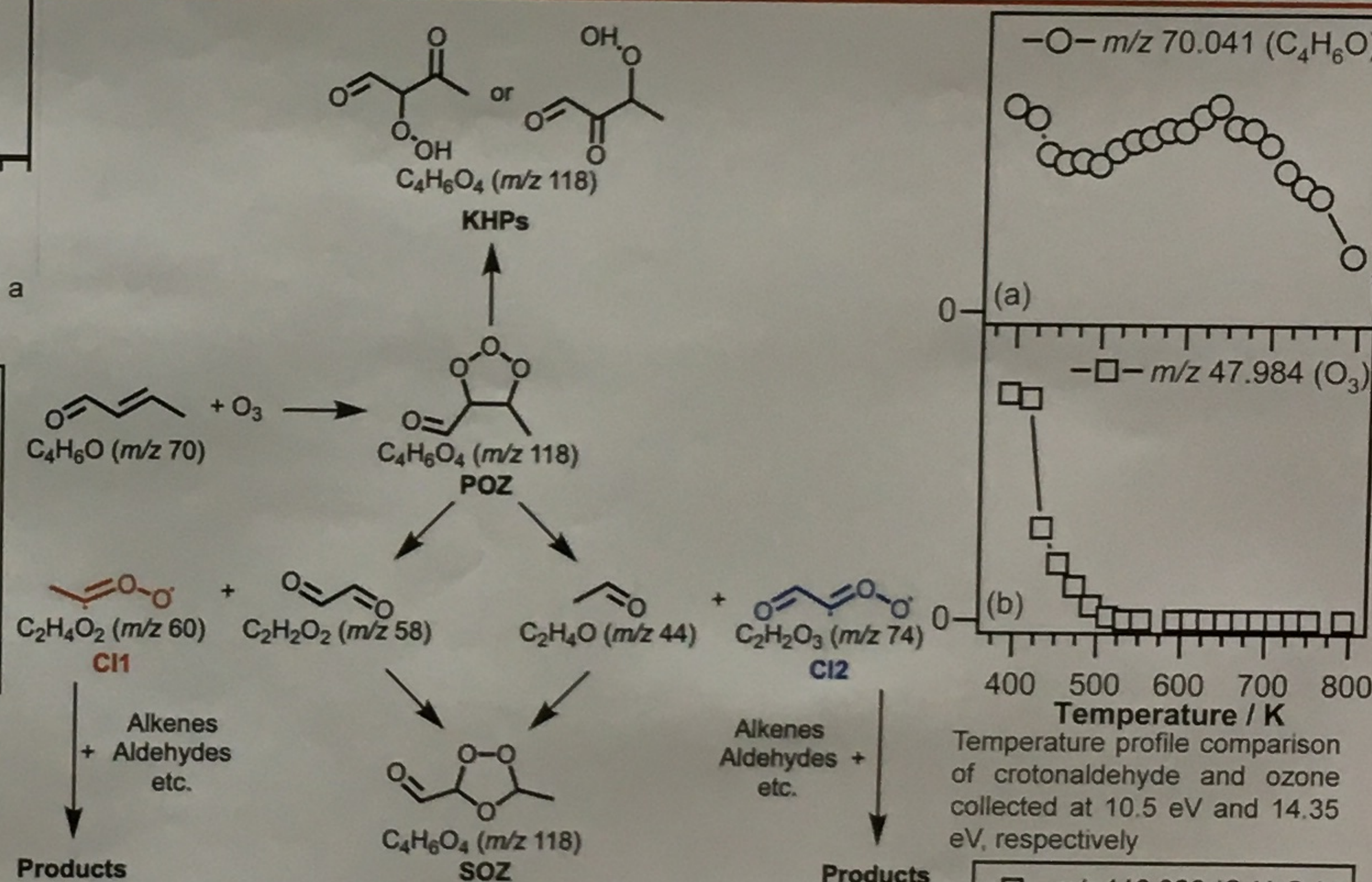


(Top row) Photo-ionization efficiency curves for m/z 88 and m/z 102.06 corresponding to mass of $\text{CI1} + \text{C}_2\text{H}_4$ and C_3H_6 , respectively (Middle row) Photo-ionization efficiency curve for m/z 102.03 and m/z 116 corresponding to mass of $\text{CI2} + \text{C}_2\text{H}_4$ and C_3H_6 , respectively, (Bottom row) Temperature profiles of both CIs with C_2H_4 and C_3H_6 , respectively

Experimental setup



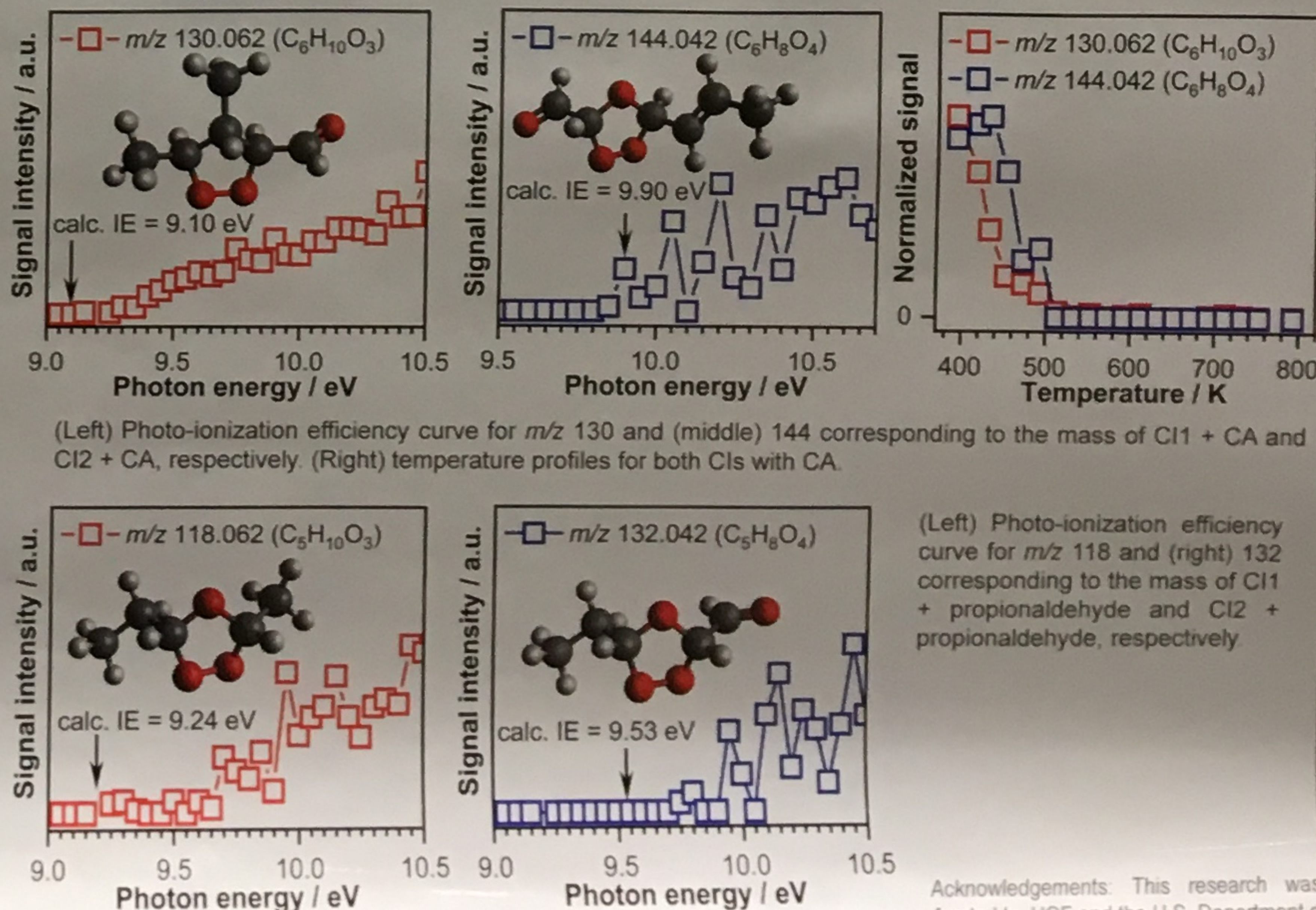
Schematic representation of the jet-stirred reactor (JSR) used in conjunction with a high-resolution time-of-flight mass spectrometer coupled to tunable synchrotron-generated radiation. This setup was used to detect and identify key products and intermediates formed during the ozone-assisted low-temperature oxidation of crotonaldehyde.



(Top) Primary unimolecular processes and bimolecular reactions involved in the ozone-assisted oxidation of crotonaldehyde. The numbers in parentheses correspond to the nominal mass of the respective structure.

(Right) Photo-ionization efficiency curve of the signal recorded at m/z 118.026 corresponding to mass of either POZ, SOZ, or KHP. The signal is attributed in part to the KHP based on the calculated ionization energy that matches the signal onset.

CIs + aldehydes



(Left) Photo-ionization efficiency curve for m/z 130 and (middle) 144 corresponding to the mass of $\text{CI1} + \text{CA}$ and $\text{CI2} + \text{CA}$, respectively. (Right) temperature profiles for both CIs with CA.

(Left) Photo-ionization efficiency curve for m/z 118 and (right) 132 corresponding to the mass of $\text{CI1} + \text{propionaldehyde}$ and $\text{CI2} + \text{propionaldehyde}$, respectively

Acknowledgements: This research was funded by UCF and the U.S. Department of Energy, Office of Basic Energy Sciences