



HAL
open science

Biofuel impact on Diesel engine after-treatment: deactivation mechanisms and soot reactivity

Eduard Emil Iojoiu, Vincent Lauga, Johnny Abboud, Guillaume Legros,
Alexis Matynia, Patrick da Costa, Jerome Bonnety, Julie Schobing, Alain
Brillard, Gontrand Leyssens, et al.

► To cite this version:

Eduard Emil Iojoiu, Vincent Lauga, Johnny Abboud, Guillaume Legros, Alexis Matynia, et al.. Biofuel impact on Diesel engine after-treatment: deactivation mechanisms and soot reactivity. ETH conference “ Combustion Generated Nanoparticles ”, Jun 2017, Zurich (CH), Switzerland. hal-04595928

HAL Id: hal-04595928

<https://hal.science/hal-04595928v1>

Submitted on 3 Jun 2024

HAL is a multi-disciplinary open access archive for the deposit and dissemination of scientific research documents, whether they are published or not. The documents may come from teaching and research institutions in France or abroad, or from public or private research centers.

L'archive ouverte pluridisciplinaire **HAL**, est destinée au dépôt et à la diffusion de documents scientifiques de niveau recherche, publiés ou non, émanant des établissements d'enseignement et de recherche français ou étrangers, des laboratoires publics ou privés.

Biofuel impact on Diesel engine after-treatment: deactivation mechanisms and soot reactivity

E. Iojoiu¹, V. Lauga¹, J. Abboud², G. Legros², A. Matynia², J. Bonnety², P. Da Costa², J. Schobing³, A. Brillard³, G. Leyssens³, V. Tschamber³, P. Anguita⁴, J.M. Garcia-Vargas⁴, L. Retailleau⁴, S. Gil⁴, A. Giroir-Fendler⁴, M.-L. Tarot⁵, F. Can⁵, D. Duprez⁵, X. Courtois⁵

¹ Renault Trucks - Volvo Group Trucks Technology, Powertrain Engineering, 99 route de Lyon – 69806 Saint-Priest Cedex, France

² Sorbonne Universités, UPMC, Univ. Paris 6, CNRS, UMR 7190, Institut Jean Le Rond d'Alembert, 2 place de la gare de ceinture, 78210 Saint-Cyr-L'Ecole, France,

³ Laboratoire Gestion des Risques et Environnement, Université de Haute Alsace, 3b rue A. Werner 68093 Mulhouse cedex, France

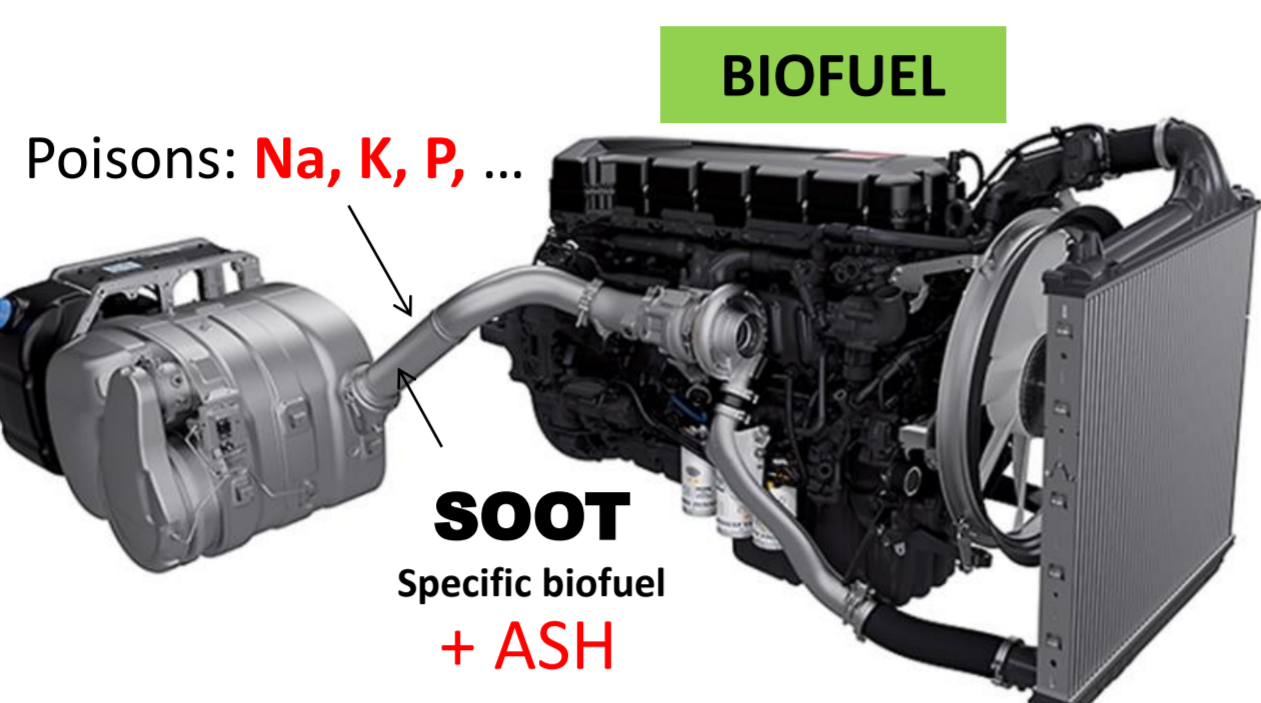
⁴ Univ Lyon, Université Claude Bernard Lyon 1, CNRS, IRCELYON, 2 avenue Albert Einstein, Villeurbanne, F-69622, France

⁵ Université de Poitiers-CNRS, Institut de Chimie des Milieux et des Matériaux de Poitiers (IC2MP), UMR 7285, 4 rue Michel Brunet, TSA 51106, 86073 Poitiers Cedex 9, France

BACKGROUND: The new emission standards for diesel engines empower the need of complex and high efficient after-treatment systems, the durability being a crucial aspect. When biofuel is used, the after-treatment catalytic system is exposed to large amounts of poisons, the particles composition being as well impacted. The comprehension of the involved deactivation mechanisms as well as soot reactivity is a complex and multidisciplinary challenge.

METHODOLOGY: One focus was the study of the deactivation of the DOC and SCR catalysts through poisoning. Limited information is available about the physics and chemistry of the particles formed when biodiesel is used. The second focus was therefore devoted to the impact on soot reactivity in mechanistic and kinetic terms using model and real soot.

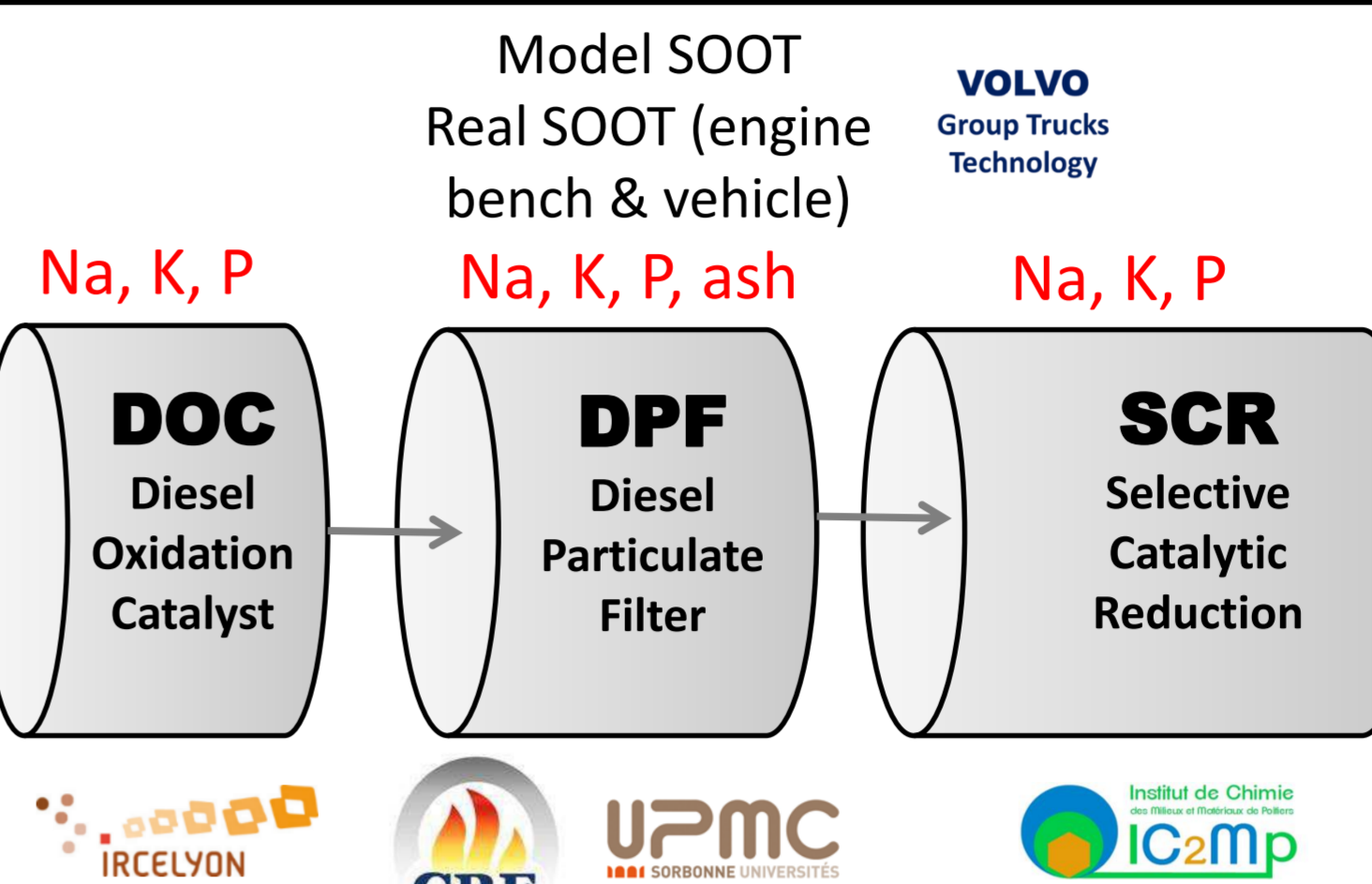
HOW AFTER-TREATMENT SYSTEM IS AGED USING BIOFUEL ?



APPBIO PROJECT

Model poisons: Na, K, P

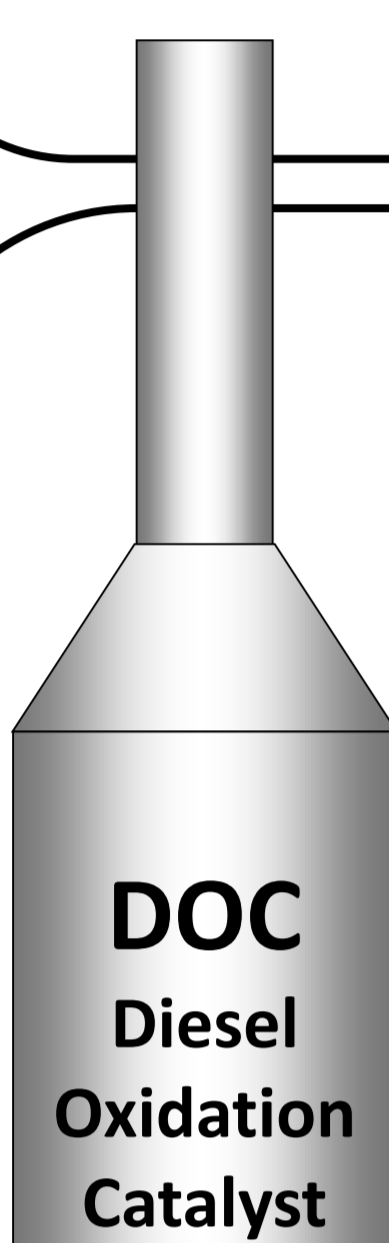
Exhaust specification
Catalyst benchmark
Technical requirements
Soot production
Catalyst poisoning



Global kinetic model to predict the after-treatment ageing

HOW SOOT LOADING & REGENERATION ARE IMPACTED BY USING BIOFUEL ?

Reactivity – Durability/ Characterization – Mechanisms – Ageing – Regeneration



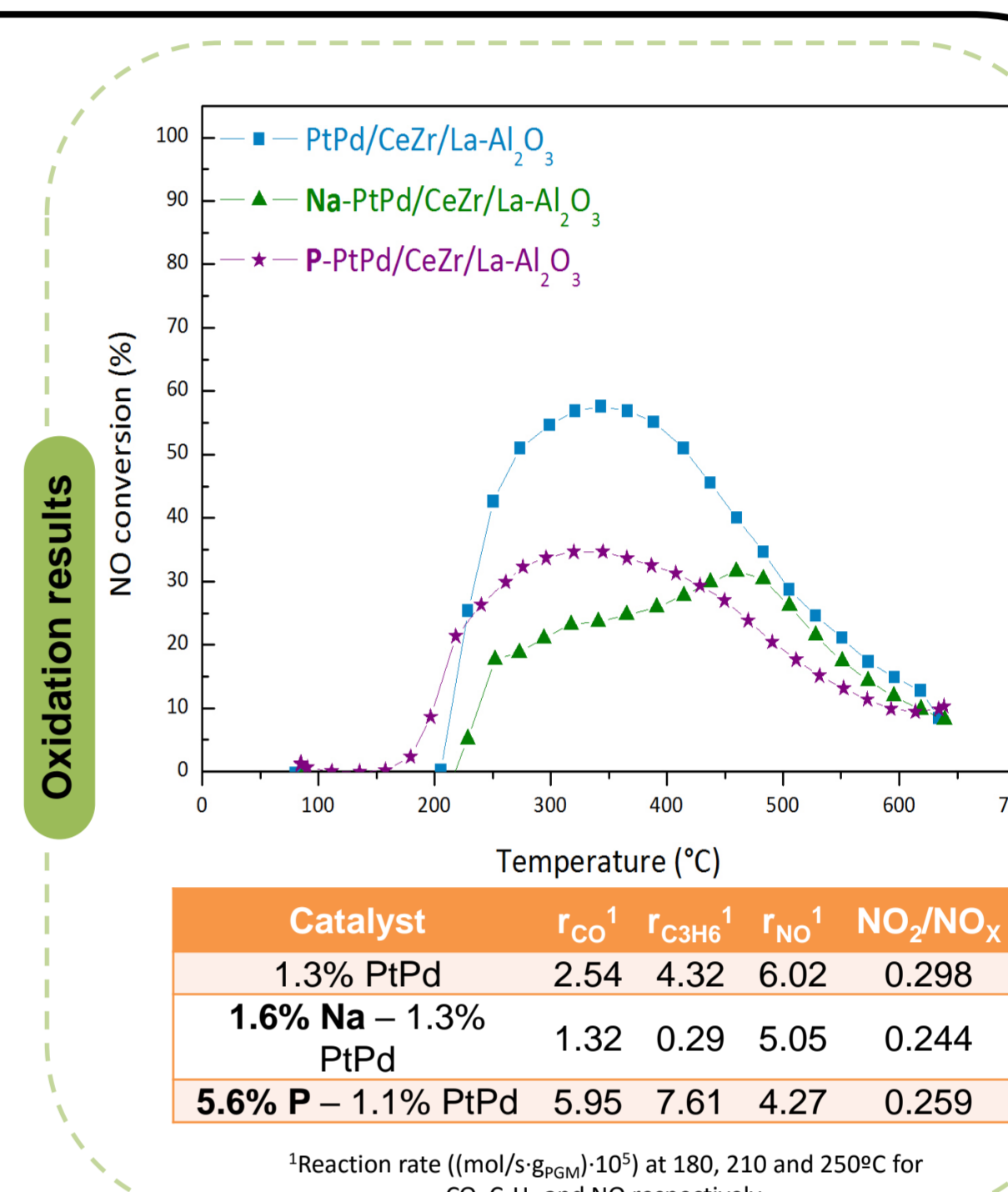
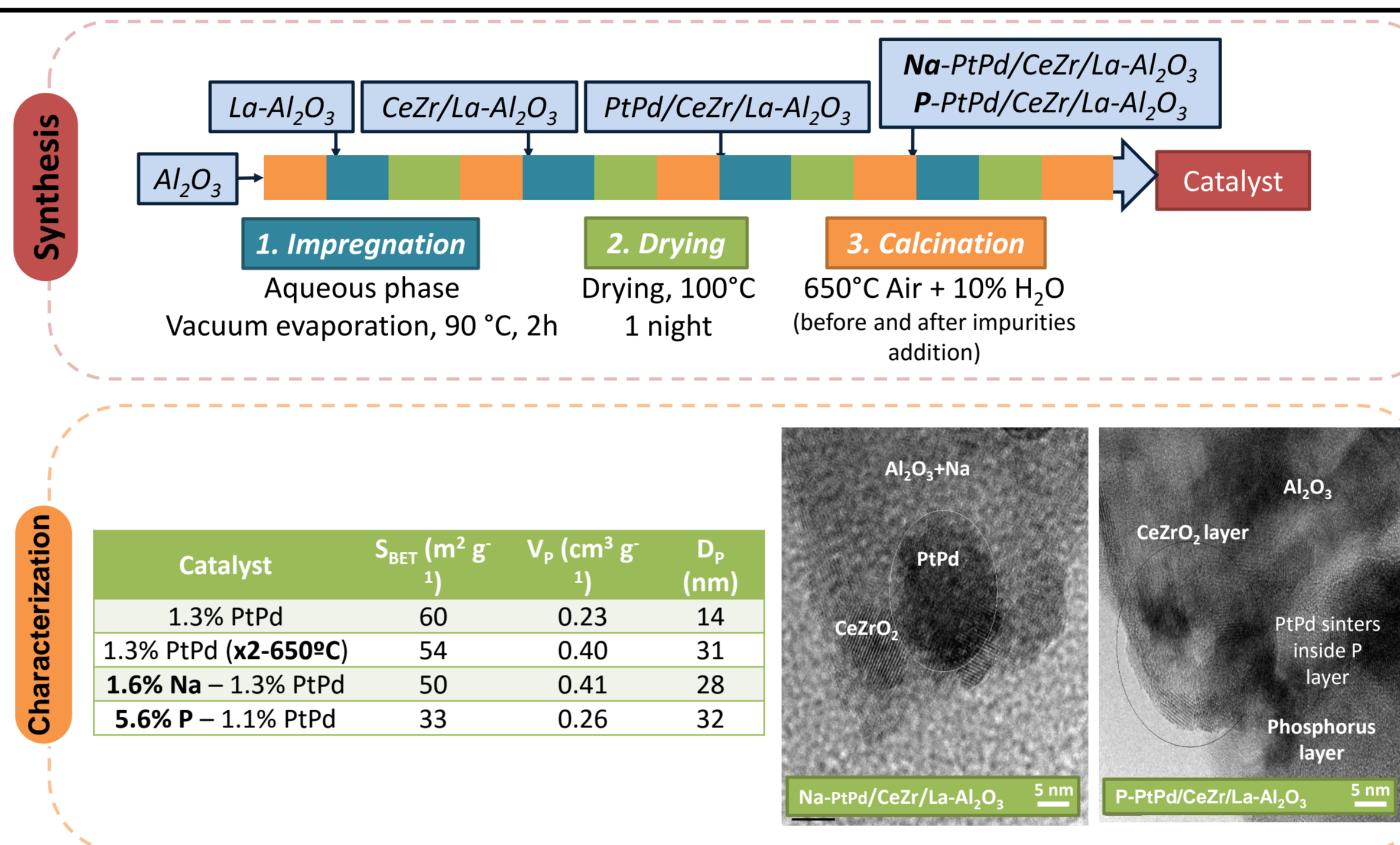
DOC Diesel Oxidation Catalyst



The DOC was exposed to Na and P impurities, which are specific of the use of biofuel, being studied their impact on the catalytic performance.

BET specific surface area decreased and the total pore volume increased after addition of Na, due to the second hydrothermal treatment. In presence of P, partial blocking of the smallest mesopores decreasing pore volume was detected. TEM images showed a homogenous distribution of Na on the alumina bulk, which could modify the Al₂O₃ acid sites. On the other hand, bigger Pd-Pt particles were formed and a layer of phosphorus coated on the alumina surface was observed in the case of P-poisoned catalyst.

Catalytic results have shown that **Na have a negative impact on CO oxidation**, whereas **an improvement can be observed in presence of P**. In addition, **P poisoned catalyst enhance C₃H₆ conversion**, while **Na impurities have the contrary effect**. All elements have shown a **negative effect on NO oxidation**.

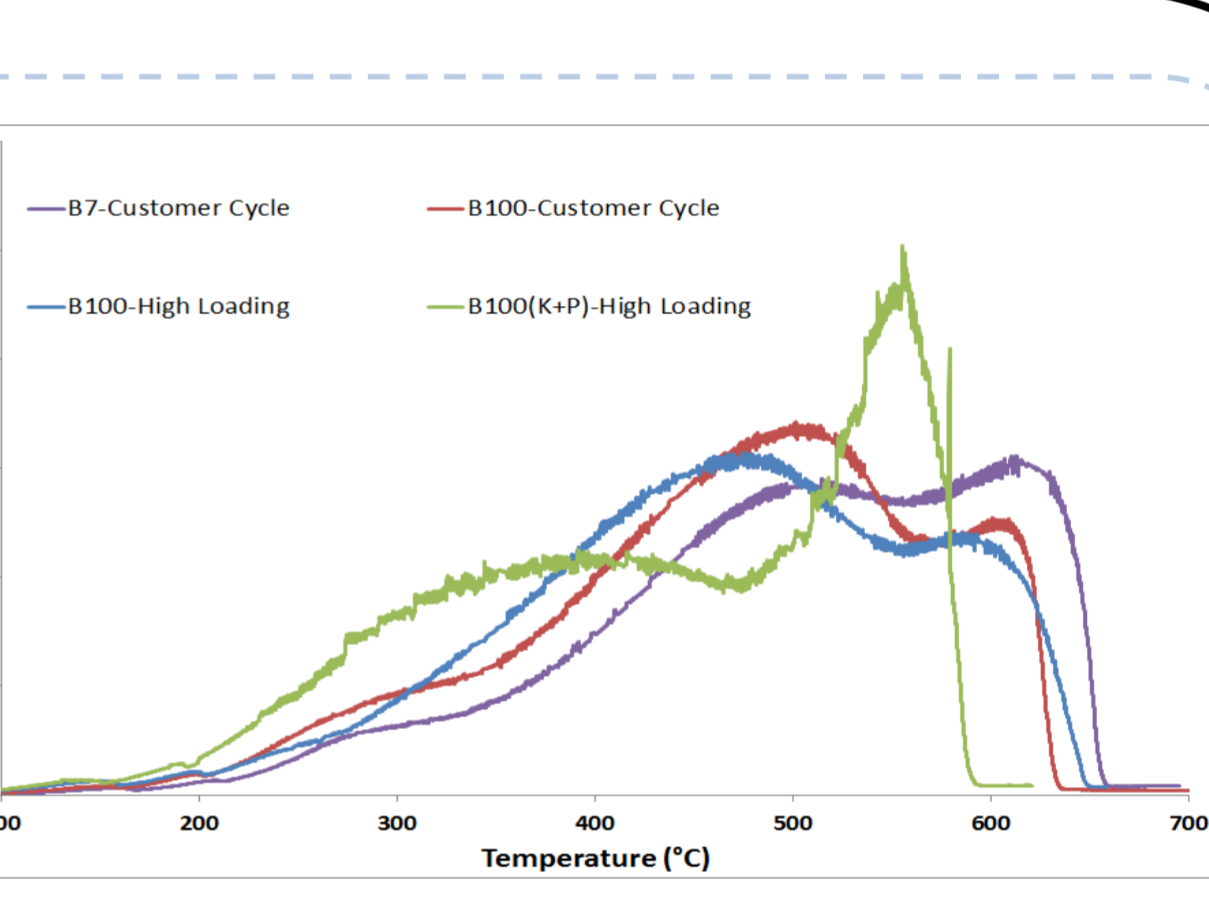
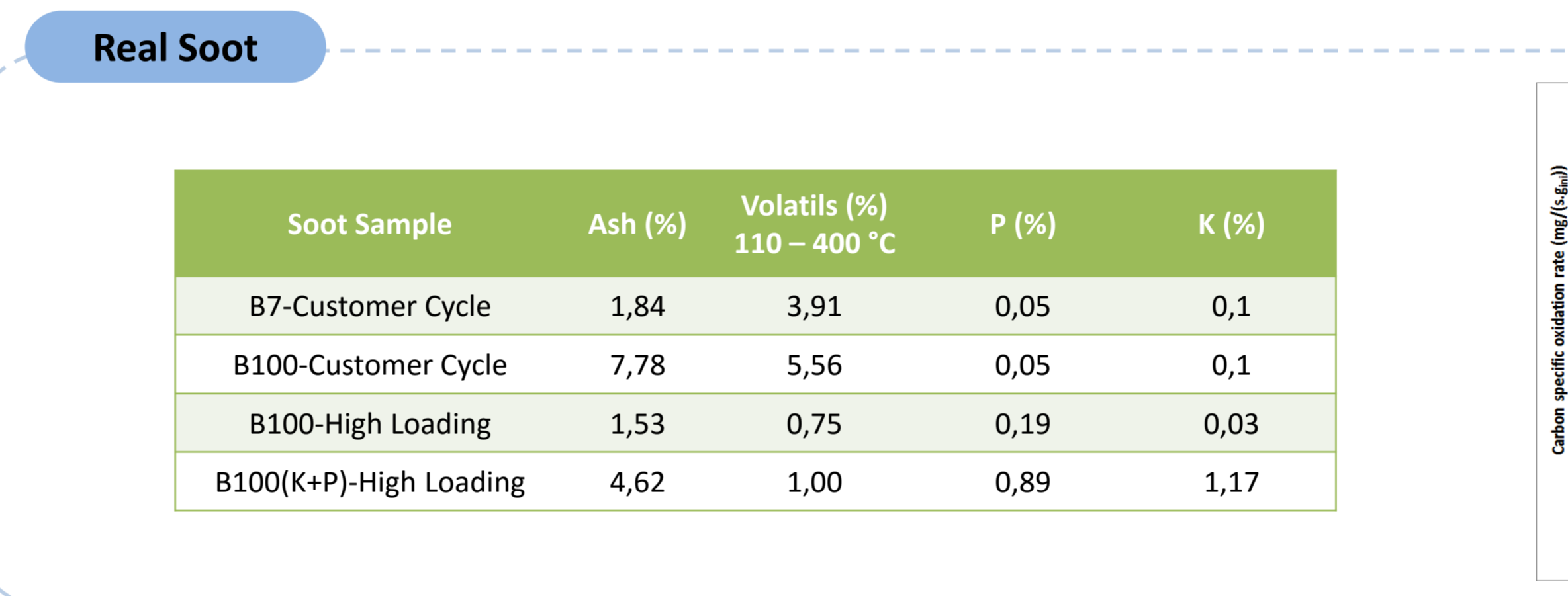


DPF Diesel Particulate Filter



The real soot samples were collected from filters operated on a medium-duty truck in real driving conditions or from engine bench using standard or 100% biofuel as well as doped biofuel. The use of biodiesel significantly reduces the soot formation. There is no significant impact of biodiesel on the soot specific surface, the higher value being obtained for an accelerated soot loading. Experiments performed at laboratory scale showed no relationship between volatile fraction and real soot reactivity under passive regeneration conditions. Adding alkali metals to the real Diesel soot enhances soot oxidative reactivity in the whole temperature range (200 – 600 °C), regardless the cycle of production applied. Those species act as catalyst for soot oxidation process. The kinetic of soot oxidation in presence of water in the feed gas, at low temperature (< 400 °C), is significantly increased in the presence of phosphorus.

Model soot were collected on a glass microfiber filter in the post flame region of an atmospheric axisymmetric co-flow diffusion flame burner. Particle size distribution and oxidative reactivity of model soot from the burner are in the same range as real soot derived from Diesel engine.



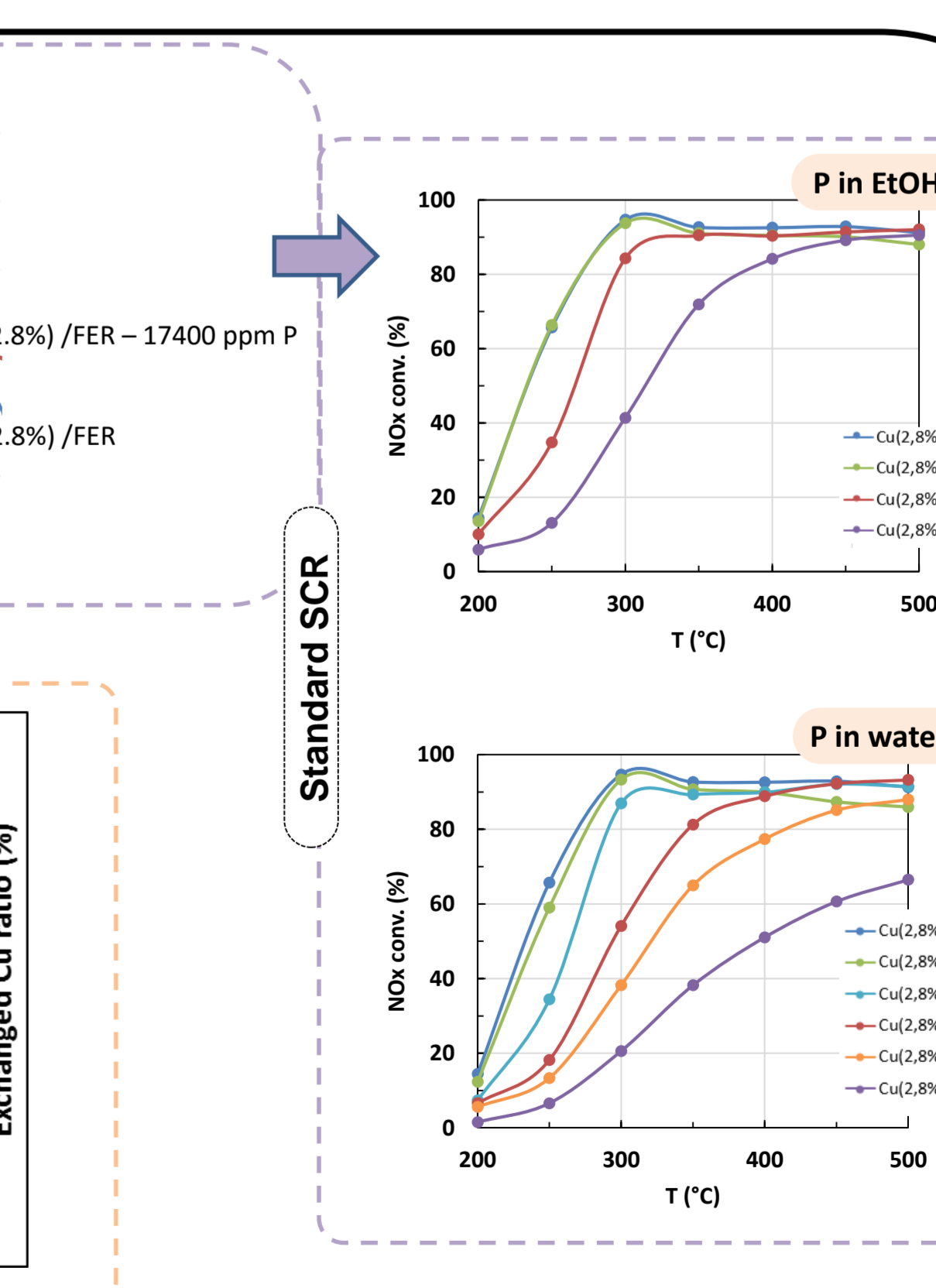
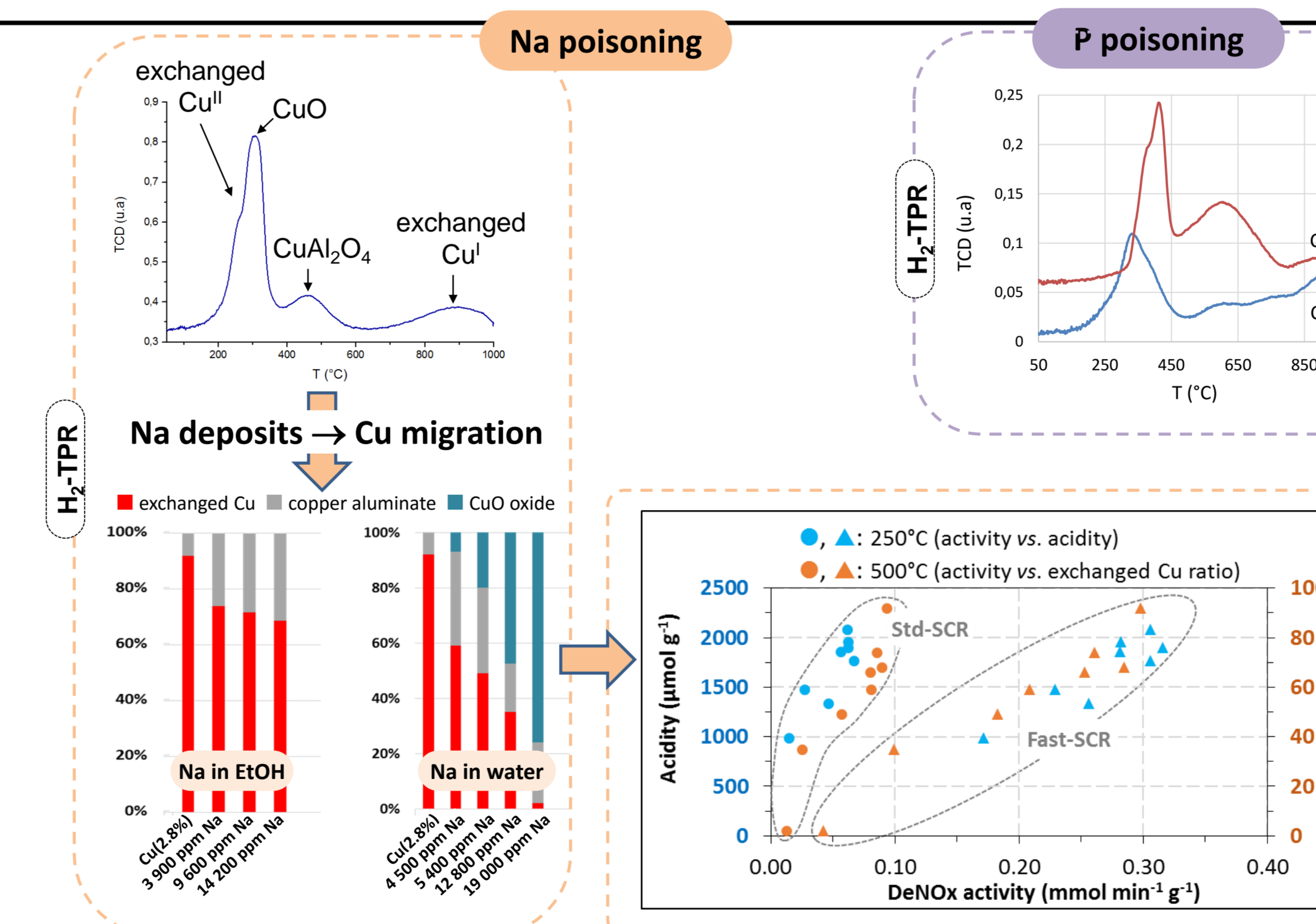
SCR Selective Catalytic Reduction



The impact of Na and P on the SCR activity of Cu/FER catalyst was studied depending on the mineral loading (until ≈2_{wt%}) and the impregnation solvent (H₂O or ethanol).

Acidity (measured by NH₃ adsorption) was poisoned after Na addition which directly affected the NO_x conversion at low temperature (250°C). Na impregnation in water led to a stronger catalyst deactivation than in ethanol, because water favors the migration of the Cu exchanged species, leading to the formation of CuO extra framework species. It appears that the deNO_x efficiency at high temperature (500°C) is clearly related to the amount of active exchanged copper.

Cu-P interactions were evidenced after phosphorus addition, leading to a decrease in redox behaviors (NO oxidation and NH₃ oxidation) and consequently in the SCR activity (especially at low temperature and in Standard SCR condition). Again, lower deactivations were observed when the wet impregnations were performed in ethanol.



CONCLUSIONS

Impact of biofuel poisoning elements to DOC & SCR performance has been identified, Na having the highest deactivation potential; SCR deactivation mechanism has been proposed.

Comparison between real and model soot as well as the impact of Na, K and P on soot oxidation have been successfully studied.

Biofuel use leads to more poisoning of the oxidation catalysts, especially due to Na, with a direct impact on DOC performance in terms of NO₂ formation which might indirectly affect soot oxidation rate and NO_x reduction.

PERSPECTIVES

Collected data by academic partners combined with results obtained on engine bench and vehicles will be used to build kinetic models that will be integrated to empower an ageing predictive model taking into account the use of biodiesel;

Adapted/innovative systems with improved poisoning resistance.

Global kinetic model - biofuel impact

Chemical composition of biofuel (Na, K, P, etc)

Biofuel consumption

AGEING PREDICTION

NO & hydrocarbon oxidation

NO_x

Soot oxidation

Ash deposit