



HAL
open science

Equatorial modons in thermal rotating shallow water model

Noé Lahaye, Olivier Larroque, Vladimir Zeitlin

► **To cite this version:**

Noé Lahaye, Olivier Larroque, Vladimir Zeitlin. Equatorial modons in thermal rotating shallow water model. *Journal of Fluid Mechanics*, 2024, 984, pp.A58. 10.1017/jfm.2024.253 . hal-04589531

HAL Id: hal-04589531

<https://hal.science/hal-04589531v1>

Submitted on 27 May 2024

HAL is a multi-disciplinary open access archive for the deposit and dissemination of scientific research documents, whether they are published or not. The documents may come from teaching and research institutions in France or abroad, or from public or private research centers.

L'archive ouverte pluridisciplinaire **HAL**, est destinée au dépôt et à la diffusion de documents scientifiques de niveau recherche, publiés ou non, émanant des établissements d'enseignement et de recherche français ou étrangers, des laboratoires publics ou privés.



Distributed under a Creative Commons Attribution 4.0 International License

Equatorial modons in thermal rotating shallow water model

Noé Lahaye¹, Olivier Larroque¹ and Vladimir Zeitlin²†

¹Inria, Odyssey team & IRMAR, Campus Universitaire de Beaulieu, 35042 Rennes, France

²Laboratory of Dynamical Meteorology, Sorbonne University, Ecole Normale Supérieure, CNRS, 24 rue Lhomond, 75005 Paris, France

Exact steady eastward moving vortex-dipole solutions, the equatorial modons, are constructed in the asymptotic limit of low divergence and small temperature variations in the thermal rotating shallow water (TRSW) model on the equatorial beta-plane. This regime is known to be relevant for the tropical atmosphere. The model itself is a generalization, allowing for horizontal temperature gradients, of the classical rotating shallow water model. The asymptotic modons can carry a temperature anomaly and exist also on the inhomogeneous temperature background. The modon configurations are then used to initialize numerical simulations, in order to check whether such coherent structures can exist in the full TRSW model. The results show that this is, indeed, the case. The parameter regimes and limitations on the structure of the temperature anomaly inside, in order for the modons to persist, are established. It is also shown that the modons keep their coherence even while evolving on the background of meridionally inhomogeneous temperature fields, or while interacting with sharp temperature fronts. A general scenario of disaggregation of the modons, if they are out of the stability domain, is exhibited and analyzed.

Key words: Vortex dynamics, Equatorial Dynamics, Modons

1. Introduction

Rotating shallow water (RSW) model on the equatorial beta-plane is a standard conceptual tool for analyzing large-scale dynamics of the equatorial atmosphere and ocean. The use of the model was initiated in the seminal works by Matsuno (1966), Lindzen (1967) and Gill (1980), and has become widespread since then. Obvious advantages of the model are its simplicity and, at the same time, its ability to capture essential elements of the dynamics, which allows for in-depth analytic studies and, at the same time, for high-resolution numerical investigations at low computational cost. For example, the response of the tropical atmosphere to a localized heating, which was obtained semi-analytically by Gill (1980) using this model, has become a folklore in tropical meteorology and climatology. In the same spirit, a full theory of relaxation (adjustment) of zonally elongated pressure and velocity anomalies at the equator

† Email address for correspondence: zeitlin@lmd.ens.fr

was developed and confirmed by high-resolution numerical simulations in LeSommer *et al.* (2004).

In spite of the long history of applications of the model to the tropical atmosphere, some of its important features were discovered only recently. Thus, it was shown (Rostami & Zeitlin 2019a, 2021) that coherent eastward-moving dipolar structures, the equatorial modons, exist in the model. Unlike previously known westward-moving dipolar solitons, which were also called modons (Boyd 1985) and have a large zonal-to-meridional aspect ratio (LeSommer *et al.* 2004), these modons have the aspect ratio of order one and the opposite sense of propagation. It was also shown in (Rostami & Zeitlin 2019b) that scenario of the equatorial adjustment is not universal, depending on the aspect ratio of the initial perturbation, among other parameters. For aspect ratios close to one, and strong perturbations accompanied by diabatic heating, equatorial modons arise in course of the adjustment process. The equatorial modon solutions were first obtained analytically in the limit of low divergence, which is pertinent for large-scale motions of the equatorial atmosphere, as was first noticed by Charney (1963). This is why this dynamical regime was called Charney regime in (Rostami & Zeitlin 2019a). In the leading order the equation of the model in this regime are equivalent to the barotropic quasi-geostrophic (QG) equations on the mid-latitude beta-plane, and the construction of the modon solutions straightforwardly follows the well-known procedure pioneered in the geophysical fluid dynamics context by Larichev & Reznik (1976). The corresponding analytic solution of the full RSW equations on the equatorial beta-plane is unknown, but it was shown in Rostami & Zeitlin (2019a) that if high-resolution numerical simulations are initialized with the low divergence regime solution, the latter quickly adjusts, by emitting inertia-gravity waves, to a coherent dipolar vortex which is steady moving eastward along the equator and is keeping its shape for very long times. The situation here is similar to that with modon solutions of the full RSW equations on the f -plane, for which analytic solution is unknown but which can be shown to exist either by semi-analytic computer-assisted calculations (Kizner *et al.* 2008), or by direct numerical simulations initialized with the known QG modon which rapidly relaxes to a long-living coherent dipole by emitting inertia-gravity waves (Ribstein *et al.* 2010).

In spite of the above-mentioned successful applications of the RSW on the equatorial beta-plane, the model has an essential drawback as it does not allow for horizontal temperature (or potential temperature) gradients. This difficulty is usually circumvented by considering thickness in the RSW equations as a proxy for temperature. For example, the so-called weak temperature gradients (WTG) approximation to forced-dissipative RSW (Sobel *et al.* 2001), which is of use in the literature, becomes – in the absence of diabatic heating and dissipation, and if considered on the equatorial beta-plane – the Charney-regime equations of (Rostami & Zeitlin 2019a). Yet, there is no temperature variable as such in the model. This drawback can be removed by using instead of the standard RSW the so-called thermal rotating shallow water model (TRSW) which can be obtained, like the RSW model, from the primitive equations by the same method of vertical averaging and mean-field approximation, but relaxing the constraint of horizontal homogeneity of buoyancy. The TRSW model, which first appeared in (O’Brien & Reid 1967) and since then was multiply rediscovered in the literature (*cf. e.g.* Zeitlin 2018, Ch.14 for derivation and references), is a subject of growing interest in recent years, both for studying observable phenomena in the ocean and atmospheres (*e.g.* Cho *et al.* 2008; Warnerford & Dellar 2014; Lahaye *et al.* 2020; Holm *et al.* 2021; Kurganov *et al.* 2021a), and as a test ground for numerical methods for atmospheric dynamics (*e.g.* Zerroukat & Allen 2015; Kurganov *et al.* 2021b). A forced-dissipative version of the TRSW model including the thermal effects of moist convection (mcTRSW) was constructed and tested recently in Kurganov *et al.* (2020a). The TRSW model in the mid-latitude f - or β -plane approximation admits a well-defined quasi-geostrophic (TQG) approximation (Ripa

1996), (Warneford & Dellar 2013). It was recently shown by Lahaye *et al.* (2020) that the mentioned before classical QG modon solutions can be generalized to give thermal modon solutions of TQG. The latter can carry a thermal anomaly, in addition to vorticity anomaly of the classical QG modons. If numerical simulations with full TRSW equations are initialized with TQG modons, these latter rapidly adjust and provide long-living coherent vortex dipoles with associated localized temperature anomalies, thus indicating, similarly to the “pure” RSW case mentioned above, the existence of this kind of solutions in TRSW.

In the present paper we will follow the similar strategy, i.e. we will be looking for the modon solutions of the asymptotic limit of the model, which we do find, and then will be initializing numerical simulations with these solutions, in order to check the survival of the asymptotic solutions in the full model. In this way we will demonstrate the existence in the TRSW model on the equatorial beta-plane of coherent dipolar vortices, which are moving eastward along the equator, are long-living, and are carrying (or not) temperature anomalies. These solutions turn out to be very robust, decaying mainly due to dissipation, and not because of intrinsic instabilities. They keep their coherence even propagating on the background of inhomogeneous temperature field.

The paper is organized as follows. In Sec. 2 we recall the TRSW model, establish its low-divergence/weak temperature variations limit and construct equatorial modon solutions of the latter. In Sec. 3 we present results of numerical simulations initialized with thus found modon configurations with various initial distributions of the temperature field. Sec. 4 contains a discussion of the obtained results and a sketch of the directions of further work.

2. TRSW model and its asymptotic modon solutions

2.1. The model and the scaling

The equations of the TRSW model on the equatorial beta-plane with zonal coordinate x and meridional coordinate y read:

$$\begin{cases} \partial_t \mathbf{v} + \mathbf{v} \cdot \nabla \mathbf{v} + \beta y \hat{\mathbf{z}} \wedge \mathbf{v} = -b \nabla h - \frac{h}{2} \nabla b, \\ \partial_t h + \nabla \cdot (\mathbf{v} h) = 0, \partial_t b + \mathbf{v} \cdot \nabla b = 0, \end{cases} \quad (2.1)$$

where $\nabla = (\partial_x, \partial_y)$, β is the meridional gradient of the Coriolis parameter, $\mathbf{v}(x, y) = (u, v)$ is the horizontal velocity, $\hat{\mathbf{z}}$ is the unit vector in the vertical direction, $h(x, y)$ is geopotential height, and $b(x, y)$ is buoyancy. The latter is defined as $b = -g \frac{\theta_0 - \theta(x, y)}{\theta_0}$ in the atmospheric, and as $b = g \frac{\rho_0 - \rho(x, y)}{\rho_0}$ in the oceanic context, where θ and ρ are, respectively, potential temperature and density perturbations, both directly related to temperature variations, and the index 0 denotes the background value. Both buoyancy and thickness have positive means B_0 and H_0 , respectively, defining an intrinsic velocity scale $c = \sqrt{B_0 H_0}$. As is well known, there also exist an intrinsic length scale in the model, the equatorial deformation radius $L_d = \sqrt{\frac{\sqrt{B_0 H_0}}{\beta}}$.

The standard equatorial scaling consists in using L_d and c as spatial and velocity scales: $(x, y) \sim L_d = \sqrt{\frac{c}{\beta}}$, $(u, v) \sim c$. The time-scale then is $t \sim L_d/c$, and we introduce non-dimensional deviations of thickness and buoyancy from their mean values: $b = B_0(1 + \tilde{b})$, $h = H_0(1 + \tilde{h})$. The TRSW equations scaled in this way read, with non-dimensional variables

marked by tilde:

$$\frac{\partial \tilde{\mathbf{v}}}{\partial t} + \tilde{\mathbf{v}} \cdot \nabla \tilde{\mathbf{v}} + y \hat{\mathbf{z}} \wedge \tilde{\mathbf{v}} = -(1 + \tilde{b}) \nabla \tilde{h} - \frac{(1 + \tilde{h})}{2} \nabla \tilde{b}, \quad (2.2a)$$

$$\frac{\partial \tilde{h}}{\partial t} + \nabla \cdot ((1 + \tilde{h}) \tilde{\mathbf{v}}) = 0, \quad (2.2b)$$

$$\frac{\partial \tilde{b}}{\partial t} + \tilde{\mathbf{v}} \cdot \nabla \tilde{b} = 0. \quad (2.2c)$$

This system, with addition of dissipative terms, will be implemented in the numerical simulations in Section 3. However, in order to construct the asymptotic regime and modon solutions we will use, following Rostami & Zeitlin (2019a), another scaling: a single spatial and a single velocity scales $(x, y) \sim L$, $(u, v) \sim U$, and the eddy turnover time-scale $t \sim L/U$. With these scales being introduced, the non-dimensional parameters, the Froude and Burger numbers can be defined in the standard way:

$$Fr = \frac{U}{c}, \quad Bu = \frac{L_d^2}{L^2}. \quad (2.3)$$

We also introduce the parameters γ and λ , measuring the amplitude of, respectively, buoyancy and thickness perturbations: $b = B_0(1 + \gamma \tilde{b})$, $h = H_0(1 + \lambda \tilde{h})$. Thus scaled equations (2.1) read:

$$\frac{\partial \tilde{\mathbf{v}}}{\partial t} + \tilde{\mathbf{v}} \cdot \nabla \tilde{\mathbf{v}} + \frac{1}{FrBu} y \hat{\mathbf{z}} \wedge \tilde{\mathbf{v}} = -\frac{\lambda}{Fr^2} \nabla \tilde{h} - \frac{\gamma}{2Fr^2} \nabla \tilde{b} - \frac{\gamma \lambda \tilde{b}}{Fr^2} \nabla \tilde{h} - \frac{\lambda \gamma \tilde{h}}{2Fr^2} \nabla \tilde{b}, \quad (2.4a)$$

$$\lambda \frac{\partial \tilde{h}}{\partial t} + \nabla \cdot ((1 + \lambda \tilde{h}) \tilde{\mathbf{v}}) = 0, \quad (2.4b)$$

$$\frac{\partial \tilde{b}}{\partial t} + \tilde{\mathbf{v}} \cdot \nabla \tilde{b} = 0. \quad (2.4c)$$

2.2. Charney/weak-temperature-gradients regime

Following Rostami & Zeitlin (2019a) we now consider a dynamical regime where the deviations of thickness are small: $\lambda \rightarrow 0$. (It is probably worth noting that such regime is called “long-wave” in oceanography (*cf.* Gill 1982).) We will suppose that buoyancy variations are also small: $\gamma \rightarrow 0$, which is consistent with the observed overall weak temperature gradients in the equatorial region (*cf. e.g.* Sobel *et al.* 2001, and references therein). We will suppose that λ and γ are of the same order of magnitude (although this assumption is not crucial for what follows), and put $\gamma = 2\lambda$ without loss of generality. If we suppose then, again following Rostami & Zeitlin (2019a), that $Fr^2 = O(\lambda)$, we get:

$$\frac{\partial \tilde{\mathbf{v}}}{\partial t} + \tilde{\mathbf{v}} \cdot \nabla \tilde{\mathbf{v}} + \tilde{\beta} y \hat{\mathbf{z}} \wedge \tilde{\mathbf{v}} = -(1 + 2Fr^2 \tilde{b}) \nabla \tilde{h} - (1 + Fr^2 \tilde{h}) \nabla \tilde{b}, \quad (2.5a)$$

$$Fr^2 \frac{\partial \tilde{h}}{\partial t} + \nabla \cdot ((1 + Fr^2 \tilde{h}) \tilde{\mathbf{v}}) = 0, \quad (2.5b)$$

$$\frac{\partial \tilde{b}}{\partial t} + \tilde{\mathbf{v}} \cdot \nabla \tilde{b} = 0, \quad (2.5c)$$

where we introduced the notation $\bar{\beta} = \frac{1}{FrBu}$. In the leading order in Fr^2 this gives:

$$\frac{\partial \mathbf{v}}{\partial t} + \mathbf{v} \cdot \nabla \mathbf{v} + \bar{\beta} y \hat{\mathbf{z}} \wedge \mathbf{v} = -\nabla h - \nabla b, \quad (2.6a)$$

$$\nabla \cdot \mathbf{v} = 0, \quad (2.6b)$$

$$\frac{\partial b}{\partial t} + \mathbf{v} \cdot \nabla b = 0, \quad (2.6c)$$

where we omitted tildes, for simplicity of notation. Equation (2.6b) allows to introduce a streamfunction $u = -\frac{\partial \psi}{\partial y}$, $v = \frac{\partial \psi}{\partial x}$ and to rewrite the equations (2.6) as follows:

$$\partial_t \nabla^2 \psi + J(\psi, \nabla^2 \psi) + \bar{\beta} \partial_x \psi = 0 \quad (2.7a)$$

$$\partial_t b + J(\psi, b) = 0. \quad (2.7b)$$

2.3. Asymptotic modon solutions

Equation (2.7a) coincides with the equation for the streamfunction in Charney regime obtained in Rostami & Zeitlin (2019a), and is not modified by the effects of variable buoyancy. Thus, our derivation shows that in the asymptotic regime buoyancy behaves as a passive scalar which is advected by the flow according to equation (2.7b). This means that the equatorial modon solutions obtained in this regime in (Rostami & Zeitlin 2019a) are also valid here and, whatever they are, the buoyancy is just advected by their velocity field. We give below a brief description of the procedure of finding the modon solutions of (2.7a), which literally follows Rostami & Zeitlin (2019a).

Looking for solutions of (2.7a) moving zonally with constant velocity V : $\psi = \psi(x - Vt, y)$, we get:

$$J\left(\psi + Vy, \nabla^2 \psi + \frac{1}{FrBu} y\right) = 0, \Rightarrow \nabla^2 \psi + \frac{1}{FrBu} y = F(\psi + Vy), \quad (2.8)$$

where F is an arbitrary function. The (x, y) plane is divided by a circle of radius r_0 into interior and exterior domains, and F in (2.8) is assumed to be a linear function $F(\psi + Vy) = \text{const} \cdot (\psi + Vy)$, although with different constants (slopes), in each of them, which will be denoted α^2 and p^2 , respectively. The streamfunction in the interior domain is given by solutions of the following linear inhomogeneous equation:

$$\nabla^2 \psi_{in} + \alpha^2 \psi_{in} = -\left(\frac{1}{FrBu} + \alpha^2 V\right) y, \quad (2.9)$$

with α to be determined. Its solution is a superposition of a general solution of the corresponding homogeneous equation, and of the particular solution of the inhomogeneous equation which is proportional to $y = r \sin \theta$, where (r, θ) are polar coordinates. The homogeneous equation is solved in polar coordinates by the method of separation of variables, assuming a dipolar structure $\sim \sin \theta$ for consistency with the inhomogeneous solution, which results in the Bessel differential equation in r . Only a regular at $r = 0$ Bessel function is physically acceptable as a solution.

A condition of decay at infinity allows to fix the constant in the exterior domain

$$\nabla^2 \psi_{out} = p^2 \psi_{out}, \quad p^2 = \frac{1}{FrBuV}. \quad (2.10)$$

Solutions are sought in polar coordinates by the method of separation of variables, assuming the same angular structure, for consistency, which leads to the equation for modified Bessel

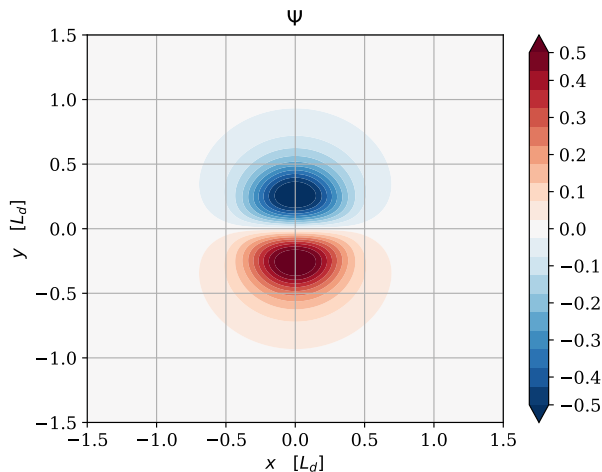


Figure 1: Streamfunction (ψ) of a modon with $Fr = 0.1$, $Bu = 1$, $V = 0.5$ and $r_0 = 0.5$

functions. The solution in the whole plane is then given by

$$\psi(r, \theta) = \begin{cases} \frac{-Vr_0}{K_1(pr_0)} K_1(pr) \sin(\theta), & r > r_0 \\ \frac{1}{\alpha^2 Fr Bu J_1(\alpha r_0)} r_0 J_1(\alpha r) \sin(\theta) - \frac{(\frac{1}{Fr Bu} + \alpha^2 V)}{\alpha^2} r \sin(\theta), & r < r_0 \end{cases} \quad (2.11)$$

where K_1 and J_1 are, respectively, the modified and the ordinary Bessel functions, and p is given by (2.10).

The last step consists in matching the inner and outer solutions across the separatrix $r = r_0$, in order to ensure the continuity of ψ and its derivatives. This leads to the following transcendental equation

$$\frac{1}{p} \frac{K_2(pr_0)}{K_1(pr_0)} = -\frac{1}{\alpha} \frac{J_2(\alpha r_0)}{J_1(\alpha r_0)}. \quad (2.12)$$

This equation allows to determine the value of α for each value of p , i.e. for each value of V , r_0 , Fr , and Bu , and thus allows to completely determine the function ψ in (2.11) in terms of these four parameters. The equation (2.12) has multiples roots, with the first, strictly positive one, giving a dipolar (modon) solution with righthward (eastward) propagation. The zeros of (2.12) were found numerically using SciPy `optimize.fsolve` routine (<https://docs.scipy.org/>). It uses the subroutine HYBRD of the MINPACK library, which determines the roots of a function using an iterative method (a modification of the Powell hybrid method). In the simulations below, V and r_0 are taken to be equal to 0.5 in dimensionless units. An example of such solutions is presented in Figure 1.

Let us recall that the streamfunction of thus found modon solution is the same as in the equatorial modons in RSW in Charney regime on the equatorial beta-plane (Rostami & Zeitlin 2021), the difference between the modons in the two models residing in thickness and buoyancy fields. Indeed, once the streamfunction of the solution is found, and the buoyancy profile determined (see below), the distribution of the sum $h + b$ can be determined by solving the following Poisson equation for this quantity obtained by taking the divergence of the equation (2.6a):

$$-\nabla^2(h + b) = 2(\psi_{yx})^2 - 2\psi_{xx}\psi_{yy} - \bar{\beta}y\nabla^2\psi - \bar{\beta}\psi_y \quad (2.13)$$

An essential difference between the equations (2.7) and the TQG equations (Ripa 1996),(Warneford & Dellar 2013), which were used for constructing modon solutions by Lahaye *et al.* (2020), is that the former are decoupled, and thus the modons exist for any distribution of buoyancy. The only role of buoyancy in the solution is to determine the corresponding thickness profile, as follows from (2.13): once a distribution of b is chosen, with ψ corresponding to the modon, the solution of the resulting Poisson equation determines h , and therefore the complete structure of the modon, for any b . However, if we want to have a buoyancy anomaly transported by the modon, i.e. moving with the same velocity, we then have to suppose that

$$J(\psi + Vy, b) = 0, \Rightarrow b = G(\psi + Vy), \quad (2.14)$$

where G is an arbitrary function of the streamfunction in the co-moving frame. The simplest choice is to take G to be linear in the inner domain, and zero in the outer domain, although more general distributions will be considered in Sec. 3.2.2 below. Both symmetric and antisymmetric with respect to equator buoyancy anomalies inside the modon can be obtained in this way by taking $G \propto |\psi + Vy|$ or $G \propto \psi + Vy$, respectively. We will mostly display below the results for the more physically relevant sign-definite distribution:

$$G = \sigma |\psi + Vy| \quad (2.15)$$

with different values of σ .

Obviously, in the full TRSW model the decoupling of buoyancy and velocity is not operational. Furthermore, the derivation of the asymptotic models discards, together with inertia-gravity waves, Kelvin and Yanai (mixed Rossby-gravity) waves, which are ubiquitous features of the large-scale equatorial dynamics. Therefore, in this context it is especially important to check the evolution of the TRSW system initialized with asymptotic modon solutions, in order to see if the modons survive in the presence of the full set of equatorial waves. Such investigation is presented in the next section.

3. Equatorial modons as seen in numerical simulations with TRSW model

3.1. Numerical setup

Numerical simulations were performed with the Dedalus library (Burns *et al.* 2020) for Python. Dedalus is a spectral (in spatial variables) code resolving partial differential equations, with several possible choices for time integration. In our simulations, a split-explicit fourth-order Runge-Kutta method has been used for this purpose. Periodic boundary conditions were imposed in order to implement the Dedalus code, and the equations (2.2) obtained with the standard equatorial scaling were used. However, the momentum equation (2.2a) contains a non-periodic Coriolis term, which is a linear function of the meridional coordinate. Periodic extension of the function y entering this term is a discontinuous saw-tooth function, which is not suitable for numerical treatment. That is why the jump at the zonal boundaries of the computational domain was smoothed using a rapidly decreasing to zero at the boundary smooth function, which ensures periodicity (see the details in Appendix A). The modified y function is denoted by \hat{y} below. In order to prevent numerical oscillations during the simulations, dissipation in a form of hyper-viscosity in the momentum and diffusivity in the buoyancy equation have been introduced. These terms were tuned to be sufficiently large to prevent any numerical oscillations, but as small as possible to avoid a too rapid dissipative damping. A nudging term N , of relaxation to zero type, was also added for height and buoyancy anomalies in the vicinity of the top and bottom boundaries, in order to damp waves crossing these boundaries, and thus avoid wave reflection and interference with the vortex centred at the equator (see Appendix A). The computational domain was chosen to

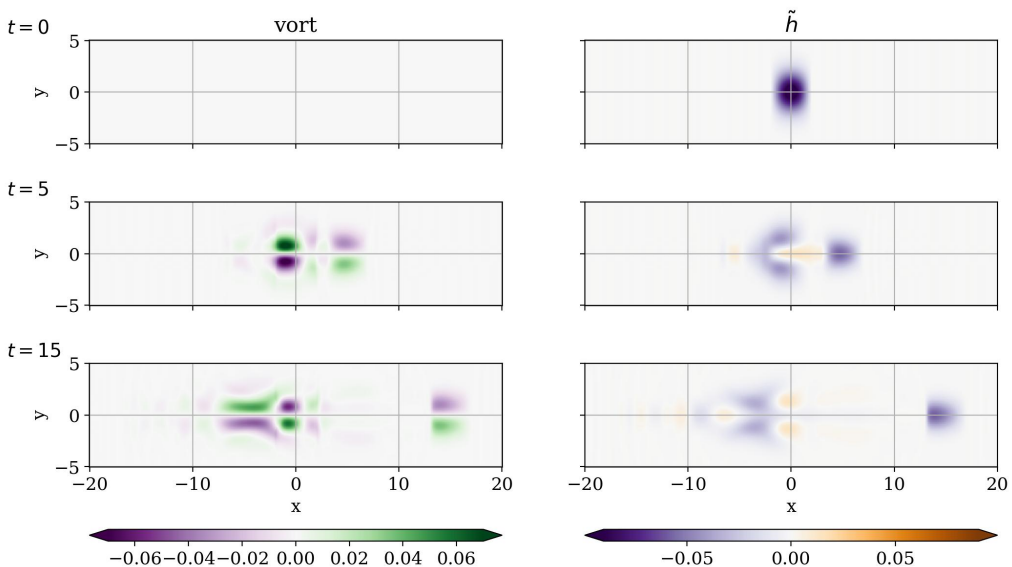


Figure 2: Evolution of vorticity, in units of $\frac{c}{L_d}$, and height, in units of H_0 , during the adjustment of an initial zonally elongated height anomaly with magnitude $-0.1 H_0$, $Bu = 1$. Time in units of $\frac{1}{\beta L_d}$, length in units of L_d . Notice the large difference between meridional and zonal scales in all panels.

be wide enough to hold off as far as possible the effects of interpolation of the Coriolis term and of the nudging. The system of equations implemented in the numerical scheme is thus given by:

$$\frac{\partial \tilde{\mathbf{v}}}{\partial t} + \tilde{\mathbf{v}} \cdot \nabla \tilde{\mathbf{v}} + \hat{y} \hat{z} \wedge \tilde{\mathbf{v}} = -(1 + \tilde{b}) \nabla \tilde{h} - \frac{(1 + \tilde{h})}{2} \nabla \tilde{b} - (-1)^n \nu \Delta^n(\tilde{\mathbf{v}}), \quad (3.1a)$$

$$\frac{\partial \tilde{h}}{\partial t} + \nabla \cdot ((1 + \tilde{h}) \tilde{\mathbf{v}}) = -N(\tilde{h}, y), \quad (3.1b)$$

$$\frac{\partial \tilde{b}}{\partial t} + \tilde{\mathbf{v}} \cdot \nabla \tilde{b} = -\kappa \Delta(\tilde{b}) - N(\tilde{b}, y). \quad (3.1c)$$

Here Δ denotes the Laplacian, ν and κ are viscosity and diffusivity coefficients, respectively, and we performed simulations with various values of the integer n defining the order of the hyperviscosity operator, with $n = 1$ corresponding to Newtonian viscosity.

3.1.1. Benchmarks and initializations

As a benchmark of the code, which is not specially designed for shallow water models, we started our numerical investigations with the standard problem of adjustment of an elongated thickness anomaly at the equator. The simulation was performed in a domain of 50×15 ($L_x \times L_y$) with a resolution of 1280×384 . The results, which are shown in Figure 2, confirm, qualitatively and quantitatively, those of (LeSommer *et al.* 2004) which were obtained with a dedicated RSW code. Our generic numerical code can not resolve shocks in shallow-water, which are inherent *e.g.* to the propagation of equatorial Kelvin waves producing the so-called Kelvin fronts (Fedorov & Melville 2000; LeSommer *et al.* 2004). Nevertheless, it does reproduce the corresponding sharp gradients, as clearly seen in the Figure. We have also run another benchmark test, the adjustment of a thermal anomaly at the equator, which is specific

for TRSW, and again found qualitative and quantitative agreement with the results obtained with a dedicated TRSW code (Kurganov *et al.* 2020a) (not shown).

3.1.2. *Initial conditions for the simulations*

In order to initialize the simulations following the evolution of the asymptotic modon solution, we use the streamfunctions of the modon in the outer and inner regions in order to determine the velocity field, then choose the initial buoyancy field, and perform numerically the inversion in equation (2.13) in order to find the initial h (see Appendix B). We should emphasize that although the initialization with flat h and the modon velocity field produces a rapid adjustment to a coherent dipole, as was shown in (Rostami & Zeitlin 2019a), the initialization with a pre-adjusted h field drastically reduces the amount of emitted inertia-gravity waves and speeds up the adjustment process, as we checked. We tested different initial configurations of buoyancy, with positive and negative buoyancy anomalies inside the modon's radius r_0 , but also with positive and negative dipolar buoyancy anomalies inside the modon, of the same form as modon's streamfunction. We also tested the evolution of the modon on the background of zonally homogeneous meridionally symmetric temperature (buoyancy) field with a maximum at $y = 0$, roughly mimicking the observed zonally and time averaged temperature field at the Equator, and simulated an encounter of the modon with a temperature front across the Equator. It should be emphasized that if a nontrivial mean buoyancy field without a mean flow is introduced in the problem, it should be accompanied by a compensating thickness field, in order to remain stationary and avoid its proper evolution (adjustment) which would "pollute" the interaction with a modon. This means that the right-hand side of the equation (2.2a) or, in the asymptotic regime, the right-hand side of the equation (2.6a) should be zero. In all simulations presented below the spatial resolution was 256×256 , and the size of the domain was $L_x = L_y = 8$. The simulations were being run for very long times: several hundreds of non-dimensional units. The values of Fr and Bu in the simulations presented below were 0.1 and 1, respectively, unless otherwise stated.

3.2. *Results of numerical simulations*

3.2.1. *Modons in the absence of inhomogeneous buoyancy background*

We start with the simulations with no background buoyancy field, initializing them, as described above, with the velocity obtained from the streamfunction of the modon (2.11), and buoyancy field proportional to the modulus of the streamfunction in the comoving frame. We present in Figure 3 the initial and final stages of the evolution of the modon with negative buoyancy anomaly of the form (2.15) with $\sigma = 10$ (giving an initial buoyancy field of intensity $-.09$). In this and subsequent illustrations we show only a part of the computational domain, which is much larger in the meridional direction, as explained above. As already mentioned, at the initial stages of the evolution an adjustment process with emission of inertia-gravity waves and a weak signature of a Kelvin wave takes place (not shown). These waves are of feeble intensity, are rapidly dissipated, and their interactions with the modon due to returns, with periodic boundary conditions, are insignificant. As seen in the Figure, the modon keeps running eastward without notable change of its vorticity, thickness, and buoyancy anomalies. For comparison, the position of the separatrix at $r = 0.5$ of the corresponding solution of the asymptotic model (which, we recall, propagates at the velocity $Fr/2$ exactly preserving its form) is indicated in this and subsequent Figures. It shows that the adjusted modon propagates at a slightly reduced velocity compared to the asymptotic solution. In the course of its evolution, the modon develops a multipolar divergence pattern of weak intensity, which was also observed for mid-latitude RSW modons (Ribstein *et al.* 2010). Rather surprisingly, no traces of the thermal instability, which is typical for TRSW vortices (Gouzien *et al.* 2017) and was observed in mid-latitude TRSW modons (Lahaye *et al.* 2020), can be distinguished.

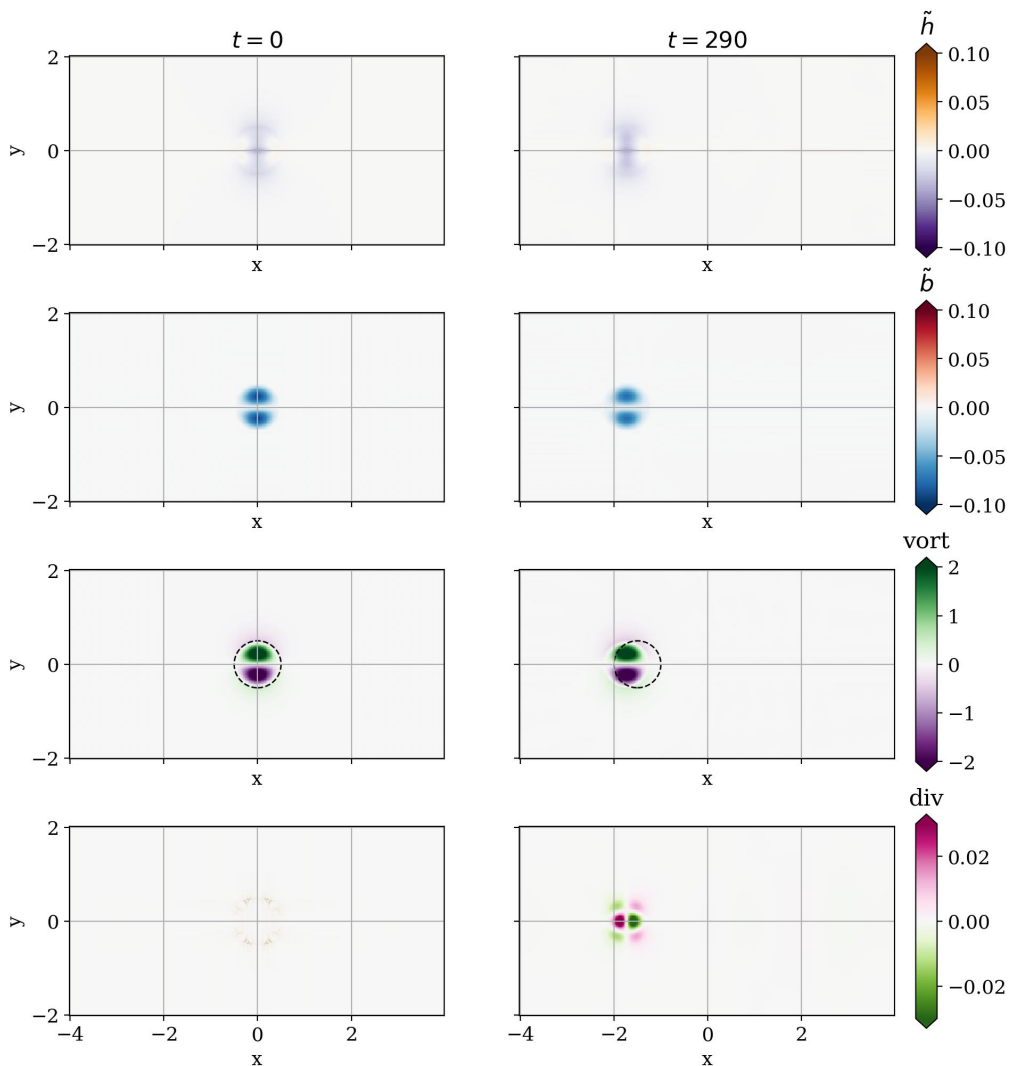


Figure 3: Evolution of thickness, buoyancy, vorticity and divergence anomalies of the modon with initial negative buoyancy anomaly of intensity 0.09 with hyperviscosity of the order $n = 4$, and viscosity coefficient $\nu = 10^{-16}$. Left, right column: $t = 0, 290$. The black dashed line superimposed on the vorticity field indicates the position at $r = .5/\sqrt{Bu}$ of the separatrix of the asymptotic modon solution which propagates with the speed $0.5Fr$.

The simulation with an initial modon with positive buoyancy anomaly of the same form and intensity gives similar results, which are presented in Figure 4, although the lag with respect to asymptotic solution is more pronounced. Simulations with the same initial conditions, but with increasing dissipation (larger ν and/or smaller order of (hyper-)viscosity n) give very close results until a threshold of sufficiently strong dissipation is reached ($\nu \sim 10^{-4}$ with $n = 1$), when the evolution of the modon changes qualitatively: the intensity of its component vortices diminishes, the distance between their centers increases, and the speed of propagation of the whole system decreases until it stops and engages in the backward (westward) motion. Such evolution can be easily explained by the fact that the mutual interaction between the vortices weakens as their intensities decrease due to dissipation, allowing the phenomenon

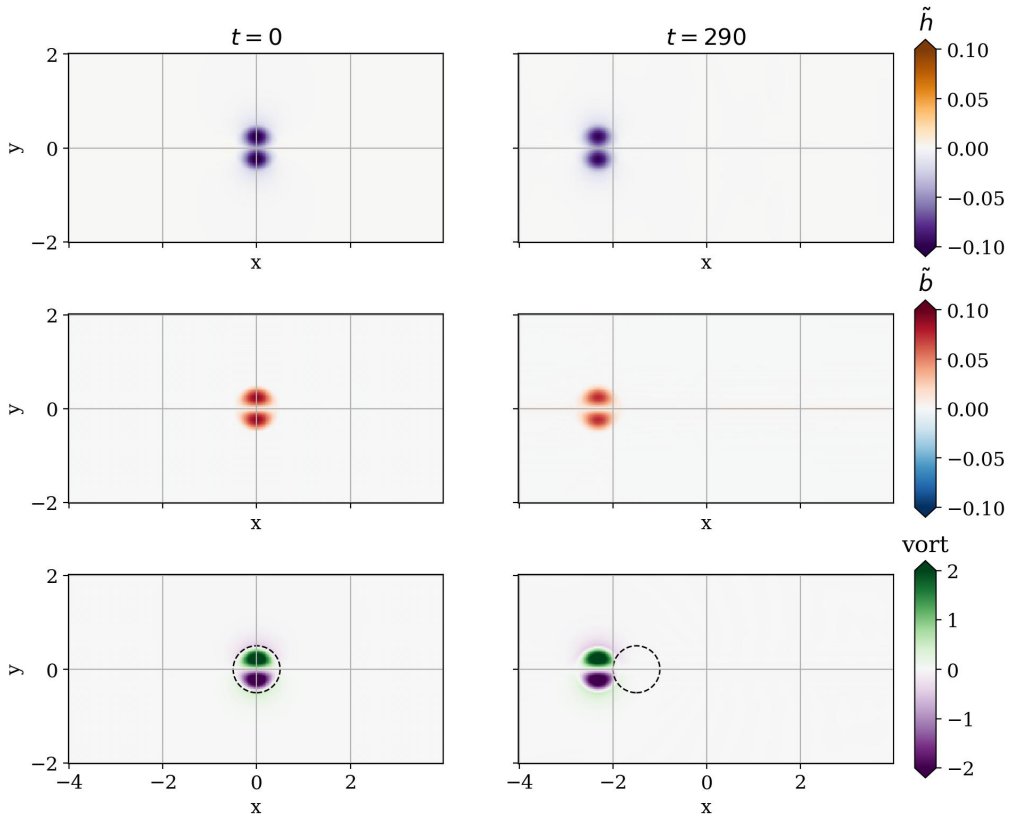


Figure 4: Same as in Fig. 3 but with initial positive buoyancy anomaly of intensity 0.09.

of beta-drift to affect the evolution of the vortices. We should recall that the beta-drift is due to formation of beta-gyres, that is zones of opposite vorticity at the sides of the vortex, which are pushing a cyclonic vortex in North-West (South-West) direction in Northern (Southern) hemisphere, leaving a Rossby-wave tail behind, the fact which is well-known in quasi-geostrophic models, e.g. (Reznik & Grimshaw 2001). In the shallow-water model emission of inertia-gravity waves accompanies this non-stationary process. Thus, under the joint influence of dissipation and Rossby and inertia-gravity wave emission, the pair of vortices is being gradually transformed into a system of Rossby and inertia-gravity waves, as shown in Figure 5 where beta-gyres are also visible in the lower-left panel. It is worth recalling in this context that the very existence of the equatorial modon as a coherent structure in the RSW model, which contains a plethora of equatorial waves, is due to the fact that its propagation speed does not match that of westward-propagating equatorial Rossby waves having a similar vorticity structure, nor that of eastward and westward propagating equatorial inertia-gravity waves, so a resonance between the modon and linear waves is impossible. (Fast eastward-propagating Kelvin waves having an orthogonal meridional structure, as well as Yanai waves are standing apart.) Once the modon decelerates and stops due to dissipation, its transformation into a wave system is inevitable, and this is what is observed in the Figure.

We finally discuss the evolution of the modon initialized with the antisymmetric buoyancy anomaly inside, which is proportional to the co-moving streamfunction, and not to its modulus. As follows from Figure 6, such a modon does not survive in the full TRSW model. The dipole starts distorting and wiggling around its axis of propagation, which eventually

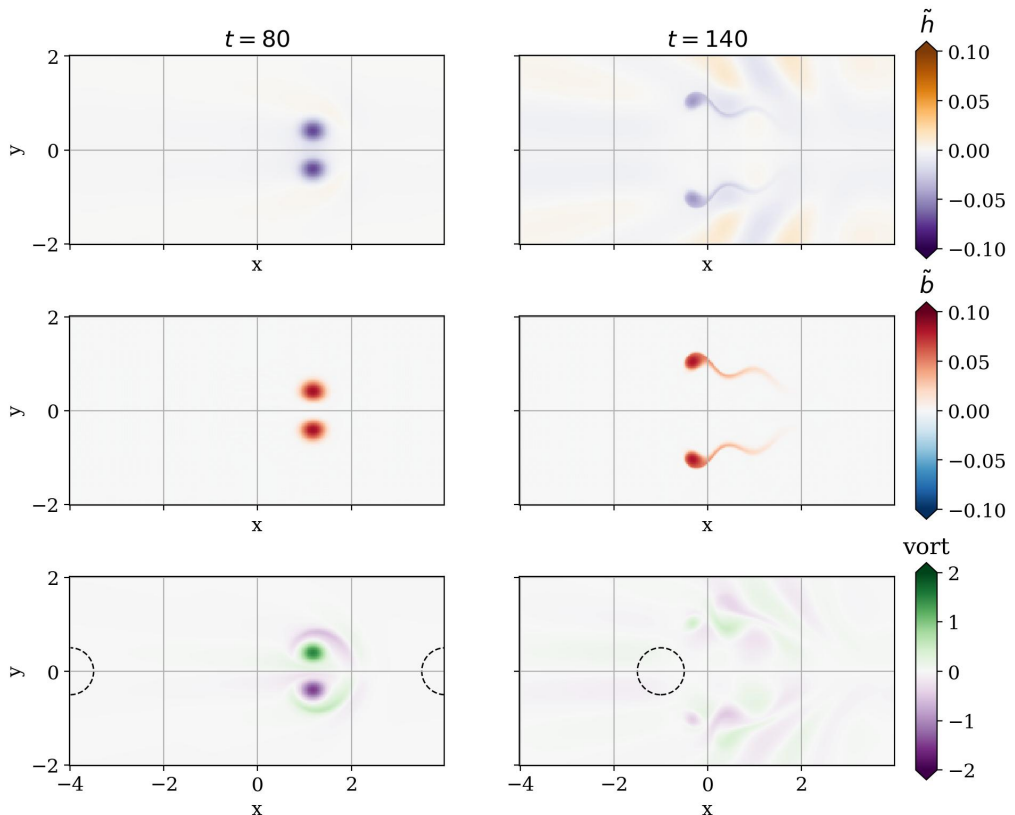


Figure 5: Thickness, buoyancy and vorticity anomalies at intermediate stages of the simulation initialized with the same configuration as in Fig. 4, with Newtonian viscosity $n = 1$, and viscosity coefficient $\nu = 10^{-4}$. Left column: $t = 80$, right column: $t = 140$.

leads to the separation of the two poles of vorticity, a halt of the dipole, and a reverse motion. An in-depth investigation of the mechanism leading to the destabilization of the modon is beyond the scope of the manuscript. Nonetheless, we note that this destabilization, unlike the one caused by strong dissipation as reported above, appears to be triggered by an intrinsic instability mechanism. Indeed, below a certain value of hyperviscosity coefficient (10^{-7} with an hyperviscosity of the order 2) – above which the above-reported dissipation-induced destabilization dominates the evolution of the modon –, the rate of destabilization of the modon accelerates slightly with decreasing hyperviscosity (the minimal value of hyperviscosity tested is 10^{-9} – again for an hyperviscosity of the order 2). Moreover, we checked that flipping the sign of the initial distribution of buoyancy with respect to the Equator leads to the same, but mirror-symmetric destabilization of the modon, confirming the decisive role of the antisymmetric nature of the buoyancy distribution.

To get some insight into this intrinsic destabilization mechanism, we calculated the exchanges of the y -component of momentum density $m_y = (1 + \tilde{h})\nu$ across the axis of the modon, by computing the various terms of the momentum equation, which reads (omitting the dissipation and nudging terms):

$$\partial_t m_y + \nabla \cdot (\nu m_y) + y m_x + \partial_y \left(\frac{(1 + \tilde{h})^2 (1 + \tilde{b})}{2} \right) = 0. \quad (3.2)$$

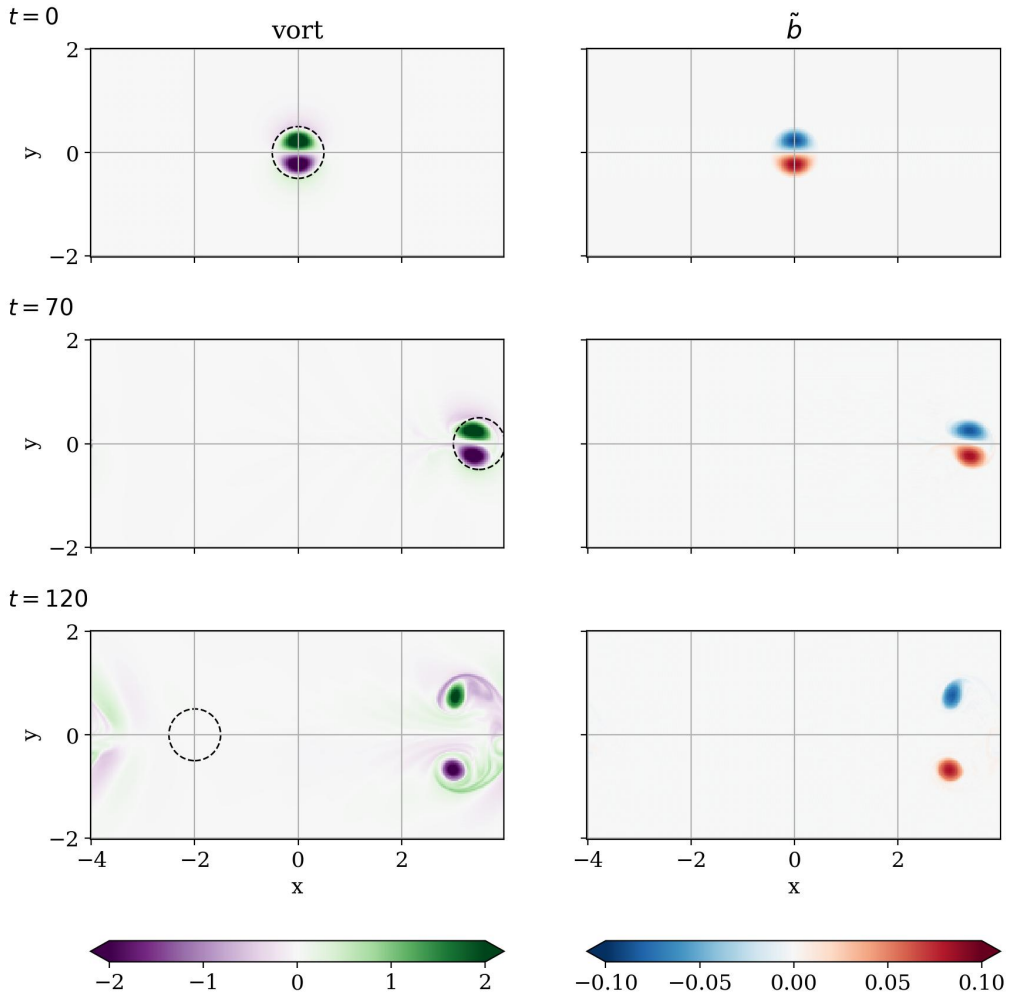


Figure 6: Evolution of vorticity and buoyancy fields in a simulation initialized with a modon with antisymmetric buoyancy

These terms, and in particular their evolution along the axis $y = 0$, which diagnoses the destabilization of the modon, are shown in Figure 7. Note that, by construction, the Coriolis term vanishes on the axis $y = 0$ and is not shown in the Figure. Both the initial antisymmetric distribution of the buoyancy, and thus the asymmetric distribution of h , are associated with a non-zero pressure gradient term (last term in eq. 3.2). After the initial adjustment, the different terms of this equation become non-zero and not zonally sign-definite, as well as their sum. As seen in the Hovmöller diagram (Fig. 7, lower left panel), a wavelike perturbation propagates along the $y = 0$ axis, and amplifies in time. This reflects the fact that the modon starts distorting and meandering about its initial axis of propagation, which ultimately leads to its dislocation. This perturbation corresponds to the pattern of meridional momentum tendency shown in the lower right panel of the Figure.

It should be stressed that, by construction, all the terms of the y -momentum in the case of the modon with a symmetric buoyancy anomaly distribution are initially zero. We checked that it remains very weak (below 10^{-9} , compared to typical values of order 10^{-2} in Fig. 7)

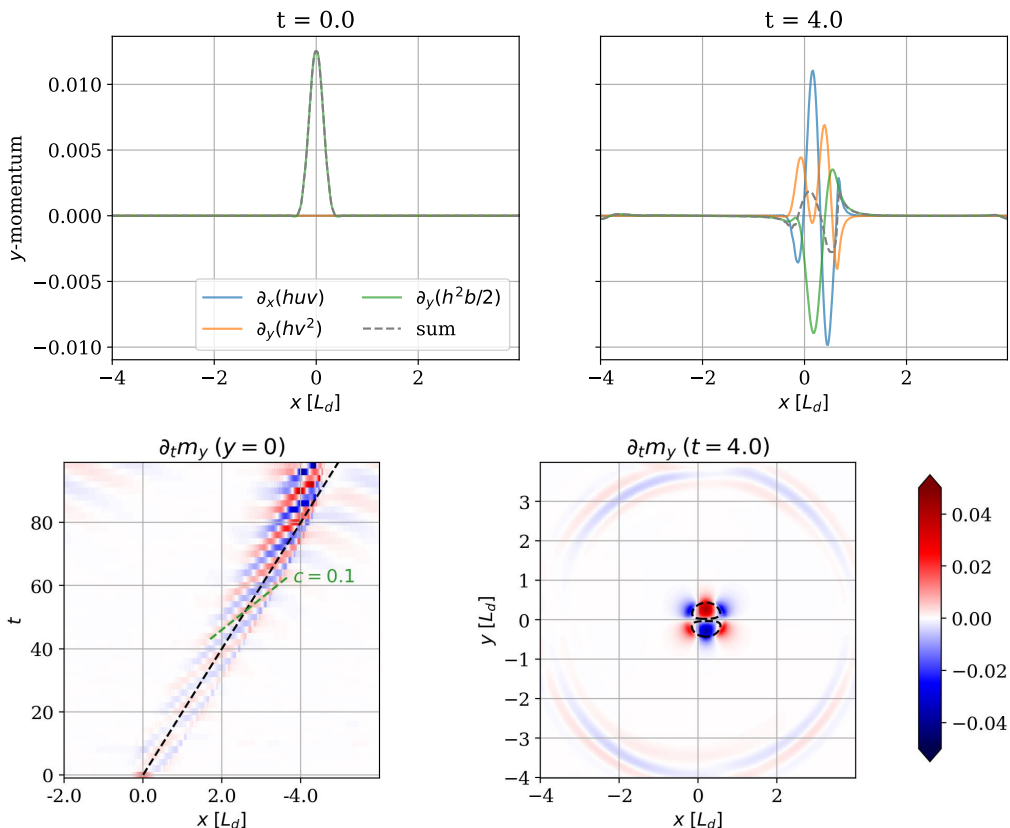


Figure 7: Various terms entering the y-momentum balance equation evaluated along the axis at $y = 0$, and $t = 0$ (upper left panel), $t = 4$ (upper right panel), as well as the sum of these terms yielding the y-momentum tendency evaluated at $y = 0$ (Hovmöller plot, lower left panel) and in the (x, y) plane at $t = 4$ (lower right panel). In the former, the displacement of the asymptotic modon (at speed $0.5Fr$) is indicated by the black dashed line, while the green dashed line shows the propagation speed $c = 0.1$, which agrees with the apparent phase velocity of the disturbance. In the latter, the position of the modon (dashed) is marked by the vorticity isoline at ± 0.2 .

during the propagation of the dipole, while the overall pattern of momentum tendency is very similar to the one observed in the unstable configuration at early stages (Fig 7, lower right panel).

A hint as to the intrinsic reason of the destabilization of the modon with antisymmetric buoyancy distribution inside, which leads to the meridional momentum flux across the axis as just illustrated, comes from the fact that the argument of non-resonance with equatorial waves put forward above to explain the longevity of a symmetric modon does not hold here. Indeed, as is well-known, (cf. e.g. Zeitlin 2018), there is a spectral gap between symmetric in y Rossby and inertia-gravity waves, which is filled in by the antisymmetric in y Yanai wave, which have in addition a maximum of the meridional velocity at the Equator. Thus, while the development of a Yanai wave cannot occur in a modon with symmetric buoyancy distribution, since all fields are symmetric in this case, such process is not forbidden anymore in a modon with antisymmetric distribution of buoyancy.

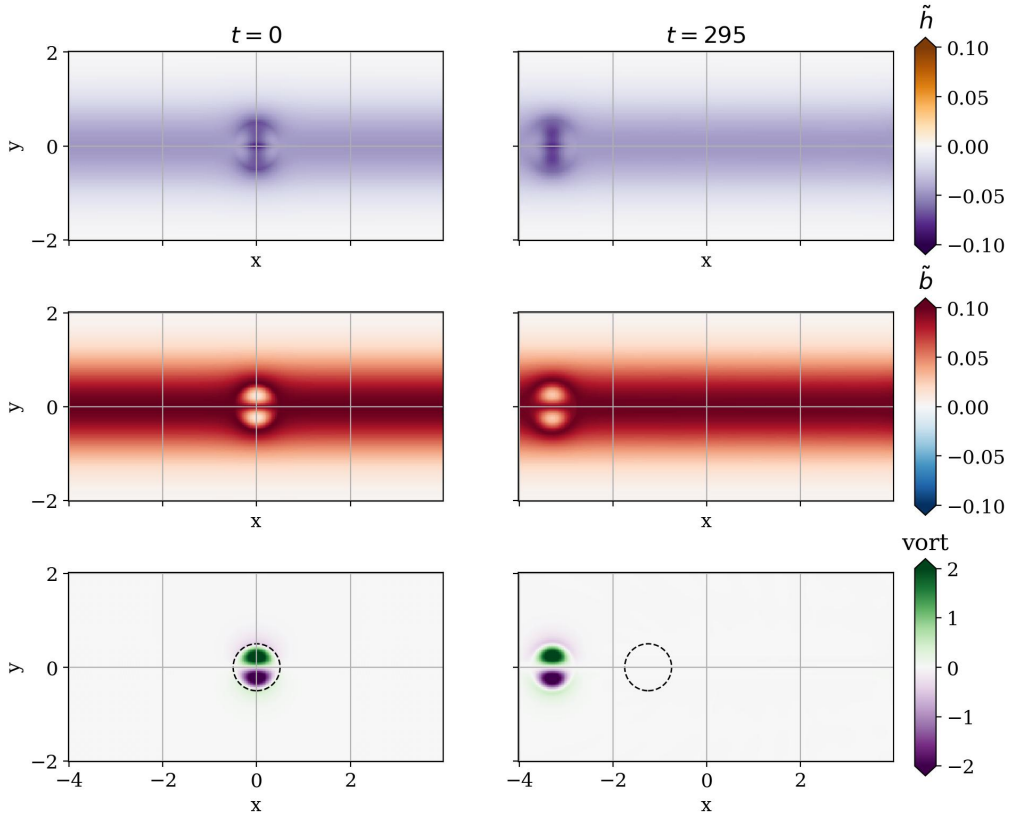


Figure 8: Initial and late stages of the evolution of the modon with positive buoyancy anomaly inside, superimposed onto a zonally symmetric stationary background buoyancy of the Gaussian form in the meridional direction. $n = 2$, $\nu = 10^{-8}$. $t = 0$ (left) and $t = 295$ (right).

3.2.2. Modons in the presence of zonally homogeneous background buoyancy

As is well-known, the zonally and time-averaged potential temperature, and hence buoyancy, has a maximum at the equator in the atmosphere. To consider the modon evolution in such more realistic environment we added a background buoyancy distribution in a form of a Gaussian function in y : $b^{\text{bg}} = 0.1e^{-y^2}$. As was explained above, the construction of the modon solution in the asymptotic regime is possible for any buoyancy distribution. We thus generalized the procedure of computation of the buoyancy distribution, as compared to the previous case (2.15). Considering again the external ($r \geq r_0$) and internal ($r \leq r_0$) subdomains, one has far away from the modon:

$$G_{\text{out}}(Vy) = b^{\text{bg}}(y) \Rightarrow G_{\text{out}} : x \mapsto b^{\text{bg}}(x/V), r \geq r_0.$$

In the interior, we keep a linear function of $\Psi + Vy$, ensuring continuity of the buoyancy profile at $r = r_0$ where $\psi + Vy = 0$, which gives:

$$G_{\text{in}}(\psi + Vy) = \kappa|\psi + Vy| + b^{\text{bg}}(0).$$

We then computed the corresponding thickness of the initial configuration as explained above. The simulation initialized in this way (with $\kappa = -10$, as in Fig. 3) shows that the modon perfectly keeps its coherence, as follows from Figure 8.

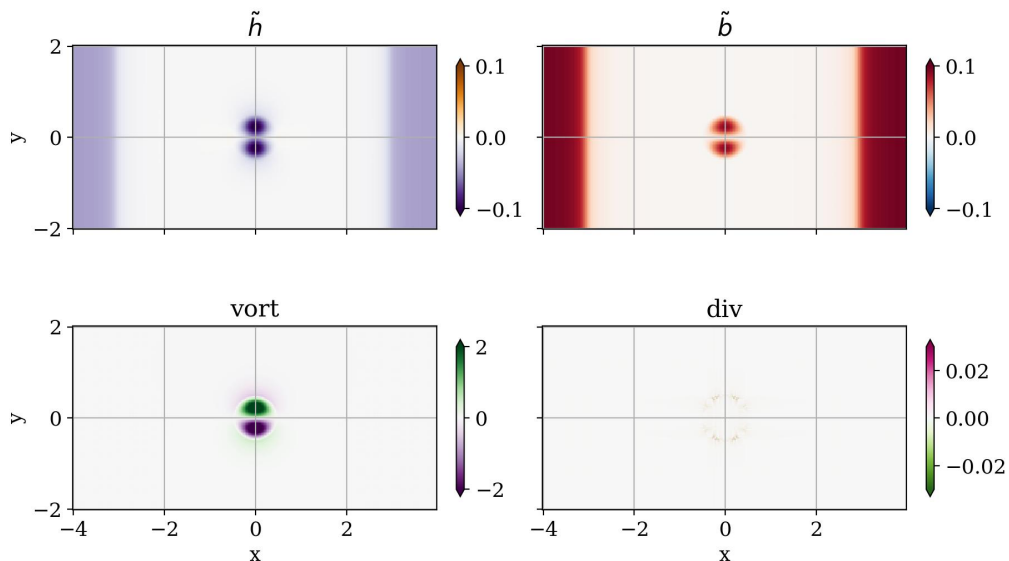


Figure 9: Initial configuration for the simulation of modon-front interaction.

3.2.3. Interactions of modons with a temperature/buoyancy front

An advantage of the TRSW model, as compared to the standard RSW, is a possibility to treat temperature fronts, which are common in the oceans and in the atmosphere. We show in this subsection how the TRSW modons interact with such fronts. As already explained, the buoyancy anomaly, e.g. a front, in order to be stationary should be accompanied by compensating thickness anomaly. So we take a straight buoyancy front, and put it at a distance of the initial modon across the equator. In order to respect the periodic boundary conditions in the zonal direction we take, in fact, a double front, i.e. a meridional band of positive, or negative buoyancy. This initial configuration is shown in Figure 9

The eastward-propagating modon hits this double front after some time but, surprisingly, remains coherent and practically intact, passing through, as follows from Figures 10, the only sensible result of the encounter being a deformation of the front, but not of the modon, due to the entrainment. The process then repeats itself, due to periodicity of the domain.

The interaction of the same modon with a meridional band of negative buoyancy of the same width goes in the same way, and the same is true for a modon with negative buoyancy inside interacting either with positive or with negative meridional buoyancy band (not presented).

3.2.4. Dependence on Froude and Burger numbers

The derivation of the asymptotic modon solution in Section 2.3 was based on the smallness of the Froude number Fr , and the previously displayed results corresponded to $Fr = 0.1$. We checked, however, what happens if the Froude number of the initial configuration increases, which corresponds to the increasing V in the asymptotic modon solution. We found that up to, and including $Fr = 0.3$ the initializations with asymptotic modons with symmetric buoyancy anomaly inside still give coherent long-living structures, as in the examples above, although the initial adjustment produces stronger inertia-gravity waves, as clearly seen in the divergence field in Figure 11. Beyond that value, the initial adjustment becomes very intense and produces small-scale structures which engender numerical difficulties. We should reiterate that our code is not specially designed to resolve shocks, which become ubiquitous

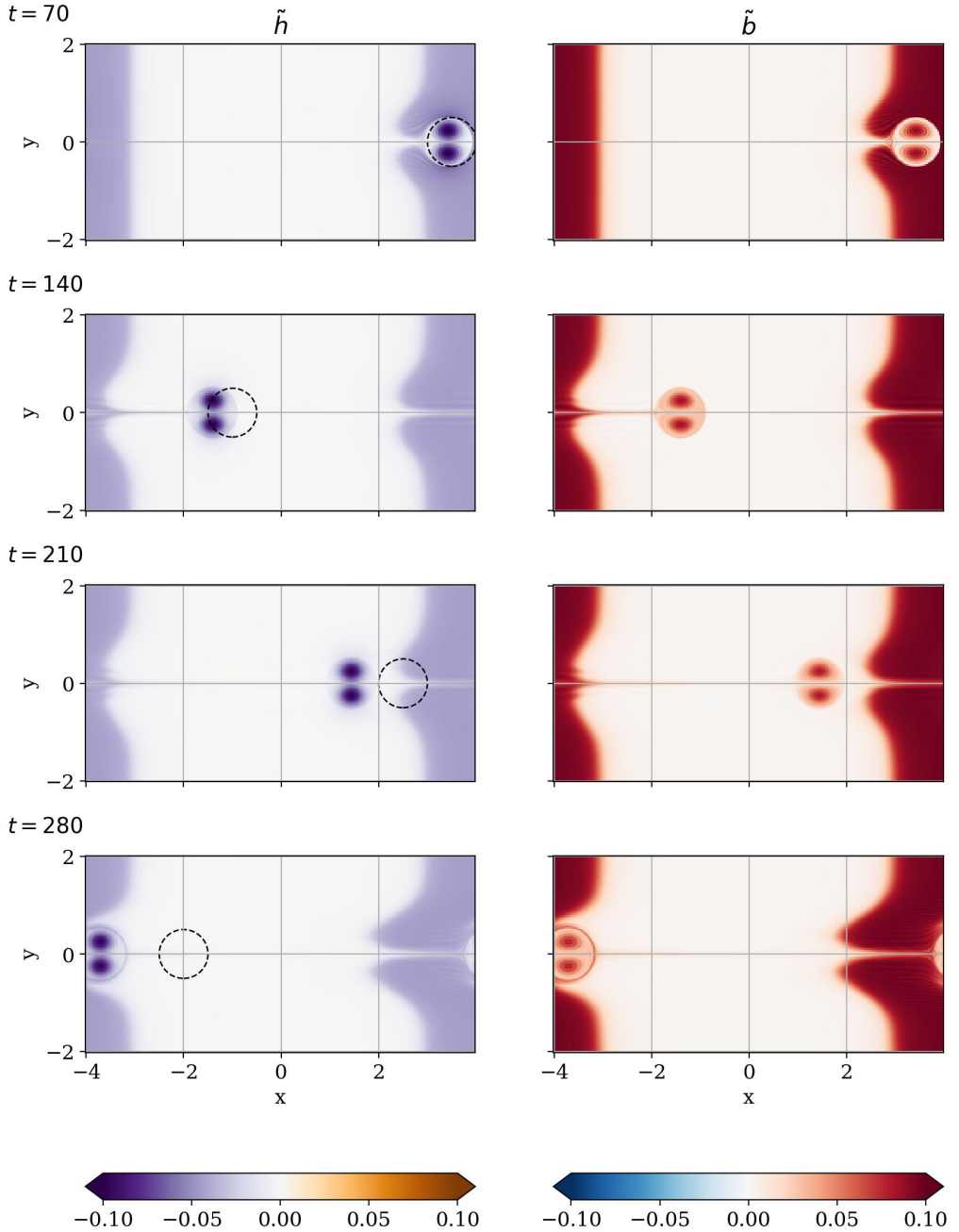


Figure 10: Evolution of thickness and buoyancy anomalies during multiple encounters of a modon with positive buoyancy anomaly of intensity 0.09 inside with a meridional double temperature front. $n = 2\nu = 10^{-8}$. Top to bottom: $t = 70, 140, 210$ and 280 .

in shallow-water models at $Fr = O(1)$, including the TRSW model, as was shown in (Kurganov *et al.* 2020b). In fact, the local Froude number $F_{loc} = \max(v/c)$ reaches the value 0.96 at $Fr = 0.4$ (and even 1.11 using a local $c = \sqrt{(1 + \tilde{h})(1 + \tilde{b})}$), which means that the

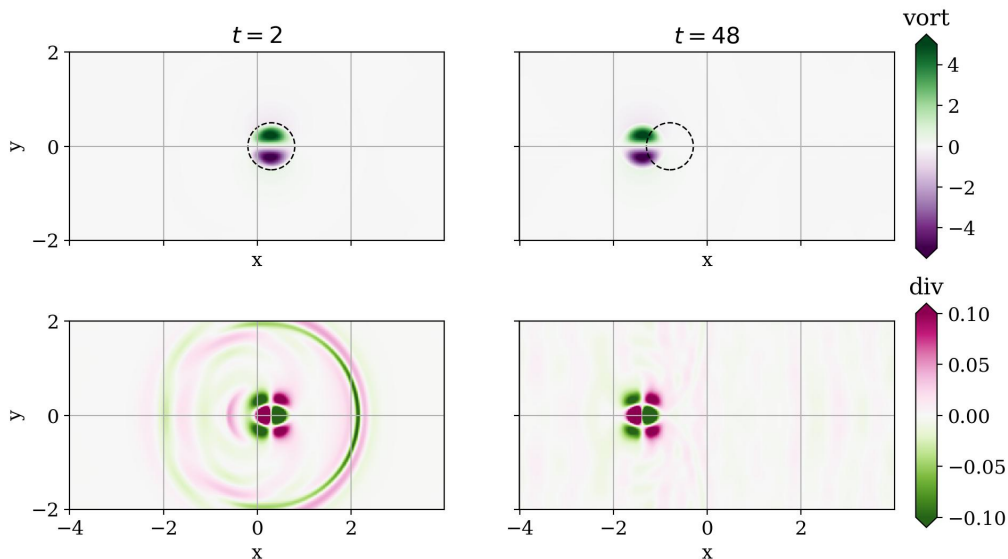


Figure 11: Evolution of a modon with $Fr = 0.3$ (without buoyancy anomaly), as seen in the vorticity field (top) and divergence (bottom) fields. The left column shows the initial adjustment at $t = 2$ with strong inertia-gravity wave emission visible in the divergence field, and the right column shows the adjusted state, to be compared with the modon with $Fr = 0.1$ shown in Figure 3. Colours are saturated.

flow becomes supercritical (“supersonic”). In such type of regime the modons themselves can couple with shocks and form so-called shock-modons (Lahaye & Zeitlin 2012). The present code does not allow for reliable numerical investigation of such regimes which are, in addition, not very realistic in the equatorial atmosphere, at least on Earth.

The Burger number enters the dynamical equations in the Charney/weak-temperature-variations regime (2.7) only through the non-dimensional gradient of the Coriolis parameter $\bar{\beta}$, which is, in fact, nothing else than the well-known Rhines parameter governing the transition between Rossby-wave and vortex regimes on the beta-plane Rhines (1979). At a fixed Froude number, smaller Bu correspond to larger $\bar{\beta}$, and vice versa. On this ground, we can expect that at small Bu the initial asymptotic modon would give rise to a Rossby-wave packet. This is, indeed, what happens, as follows from Figure 12. As seen in the Figure, the modon starts moving eastward, but slows down, with its poles undergoing meridional separation, then stops and engages in a reverse westward motion being gradually transformed in a Rossby wave-train. This scenario is reproduced, but accelerated, at $Bu = 0.1$ and the same value of Fr (not shown), while at $Bu > 1$ a coherent, but more compact modon emerges.

4. Discussion and perspectives

We constructed asymptotic modon solutions of the thermal rotating shallow water equations on the equatorial β -plane in the limit of low divergence and small temperature perturbations. We showed that if these solutions are injected as initial conditions in the numerical simulations with the full thermal rotating shallow water equations, they give rise to long-living coherent dipolar vortices, steady moving along the equator and keeping their form, which remains close to the asymptotic modons if their Froude number is sufficiently small, their Burger number is of the order one, or larger, and viscosity and diffusivity are sufficiently small.

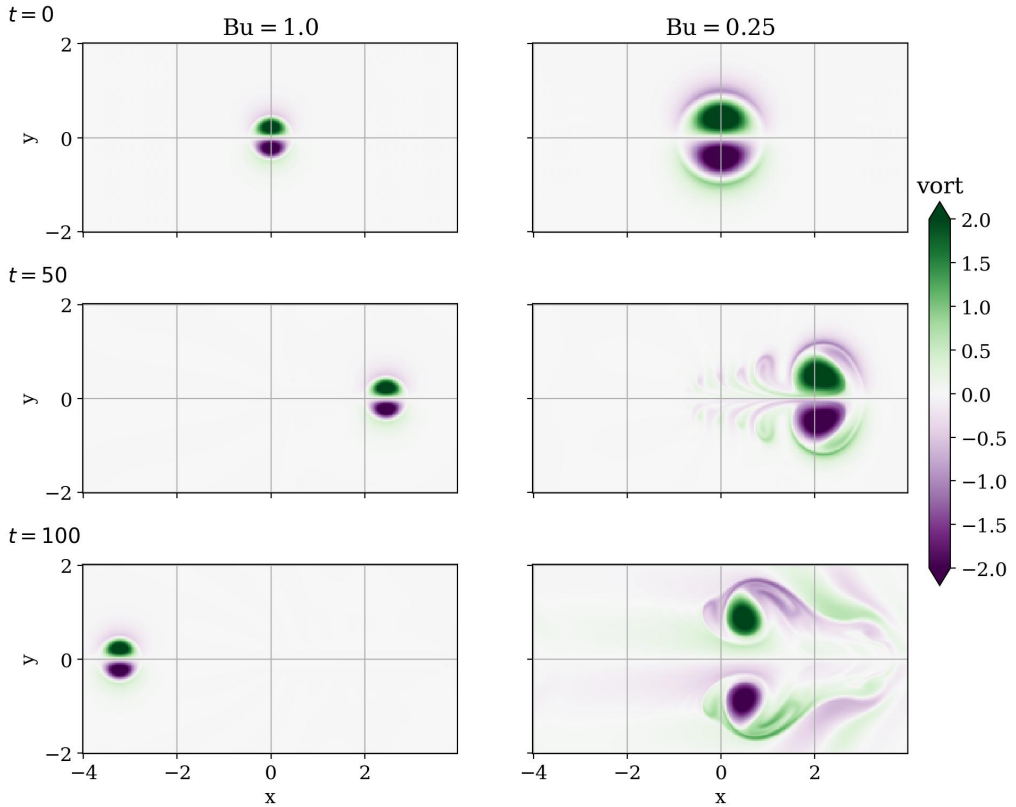


Figure 12: Comparative evolution of the initial asymptotic modon (with no buoyancy anomaly), as seen in vorticity field, at $Bu = 1$ (left column) and at $Bu = 0.25$ (right column). $Fr = 0.1$.

Several features of these structures are worth emphasizing. First, their coherence and longevity are not sensitive to the sign of the buoyancy anomaly they can carry, provided it is symmetric with respect to the equator, and they can persist on the background of meridionally inhomogeneous mean buoyancy. Moreover, the modons remain coherent even after encountering sharp temperature (buoyancy) fronts. Second, a characteristic for TRSW vortices, thermal instability, first described by Gouzien *et al.* (2017) on the mid-latitude f -plane, and then studied e.g. by Beron-Vera (2021b) and Kurganov *et al.* (2021b), seems to be suppressed, or at least much less pronounced, on the equatorial β -plane. Additional, more detailed investigations, which are beyond the scope of the present work, are needed to understand whether they are under-resolved in our generic numerical scheme, or genuinely damped by the beta effect. Third, the initial modons, if they are too large – *i.e.* with sufficiently small Burger numbers – or are subject to strong enough dissipation, disaggregate following a seemingly universal scenario: the initially eastward-moving modon decelerates, and at the same time its poles separate in the meridional direction, until it stops and engages in the reverse, westward motion, gradually becoming an equatorial Rossby wave packet. If the initial buoyancy distribution is not symmetric with respect to the Equator, deviations of the zonal direction of propagation precede the separation of the poles, before the halt, reverse motion, and dispersion.

As illustrated above, the TRSW model allows one to study interaction of vortices, the

modons in the present case, with temperature fronts and other temperature anomalies. As already mentioned in the Introduction, the TRSW is being used for modeling of planetary atmospheres. The existence of the equatorial modons in TRSW can be exploited in this context. It was recently shown that it allows one to capture such nontrivial elements as the foehn effect (Kurganov *et al.* 2021a) if topography is included in the model. Inclusion of topography is straightforward, and it would be instructive to study the interaction of the thermal equatorial modons with topographic features which are abundant in the equatorial region of the Earth (the Maritime Continent, various islands, and continental coasts).

Moreover, as TRSW modons (Lahaye *et al.* 2020) were successfully invoked for explaining the observed surface vortex dipoles in the ocean in midlatitudes (Hughes & Miller 2017), the present study suggests that similar structures may exist in the equatorial ocean. We should recall in this context that, historically, the TRSW model was introduced in oceanography as a model for the oceanic mixed layer McCreary *et al.* (1993); Young (1994).

The next steps in understanding the relevance of the discovered TRSW modons to the dynamics of the tropical atmosphere will be checking the influence of moist convection upon their evolution, as it was done in (Rostami & Zeitlin 2019a) with “non-thermal” modons. The moist-convective TRSW model is built, and is ready for such investigation (Kurganov *et al.* 2020a). Understanding a tentative role of equatorial modons resulting from the equatorial adjustment in a moist-convective environment (Rostami & Zeitlin 2020) as a dynamical core of the Madden-Julian Oscillation (MJO) events necessitates inclusion of baroclinicity, that is a passage from simplest one-layer TRSW to its multi- (at least two-) layer versions (Ripa 1993; Beron-Vera 2021a; Cao *et al.* 2023), and considering the baroclinic equatorial modons, already known in “dry” and moist-convective RSW (Rostami & Zeitlin 2021).

Finally, the beta-plane approximation is rather restrictive in what concerns the tropics-extratropics connections. It is worth recalling that modon solutions exist in the RSW model on the full sphere (Verkley 1984; Tribbia 1984; Yano & Tribbia 2017) and were recently investigated in one- and two-layer moist-convective RSW (Zhao *et al.* 2021). A multi-layer TRSW on the sphere was recently implemented in (Rostami *et al.* 2022), which opens possibilities to study baroclinic thermal modons on the entire globe.

Funding. This research received no specific grant from any funding agency, commercial or not-for-profit sectors.

Declaration of Interests. . The authors report no conflict of interest.

Data availability statement. The numerical code to run the simulations and the scripts used to produce the figures are openly available at the author’s GitLab repository https://gitlab.inria.fr/nlahaye/trsw_modon_equator.

Appendix A. Details of the numerical implementation

A.1. Periodic Coriolis term

To enforce periodic conditions of the Coriolis term while working on the equatorial β -plane, we modified this term by making it smoothly vanishing in a small region close to the top and bottom boundaries. These regions correspond to the sponge layers where a nudging toward zero is enforced, such that any spurious dynamics that may develop due to this artificial variation of the Coriolis term is damped. Moreover, these regions are discarded in the analysis of the results. We use a smooth approximation of the sawtooth based on trigonometric functions:

$$\hat{y} = L_y \text{swt}(y/L_y - 1/2),$$

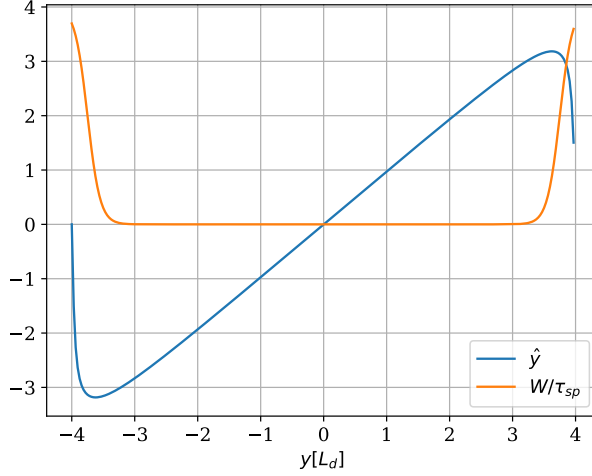


Figure 13: Nondimensional periodic Coriolis parameter $\hat{y}(y)$ and nudging coefficient $W(y)/\tau_{sp}$ used in the simulations (for $N_y = 256$ and $L_y = 8$).

with

$$\text{swt}(x) = \frac{1}{\pi} \left(1 - \frac{2}{\pi} \cos^{-1}((1 - \delta) \sin 2\pi x) \right) \tan^{-1}(\sin \pi x / \delta).$$

Here, δ is a smoothing parameter, and the value we use is $4/N_y$, where N_y is the number of grid points in the discretization. The resulting nondimensional Coriolis parameter is plotted in Figure 13.

A.2. Nudging in meridional sponge layers

The nudging used in the simulations (see eqs. 3.1b and 3.1c) is of the form:

$$N(\tilde{h}, y) = \frac{W(y)}{\tau_N} \tilde{h},$$

where τ_N is a nudging timescale taken at $1/4(\beta L_d)^{-1}$ and $W(y)$ follows a hyperbolic tangent profile:

$$W(y) = (1 + \tanh(a_{sp}(|y| - L_y/2 + l_{sp}))) / 2,$$

with sponge layer width $a_{sp} = 5$ and transition width $l_{sp} = 0.25L_d$. The corresponding profile of $W(y)$ is shown in Figure 13.

Appendix B. Computing h for the modon solution

To compute the thickness anomaly field of the modon h , we first invert the Poisson equation (2.13) for $h + b$ in the Fourier domain and then subtract b to obtain h . Inversion of the Poisson equation is performed as follows: the initial streamfunction on the numerical grid is filled using the analytical solution. Then, the Fourier coefficients of the right-hand-side of the Poisson equation, denoted $\hat{S}(\psi)$ here, is evaluated numerically, allowing to compute:

$$\hat{h} + \hat{b} = -\hat{S}/(k_x^2 + k_y^2), \quad k_x^2 + k_y^2 \neq 0.$$

The value for $k_x = k_y = 0$ must be chosen such that the distribution of h vanishes away from the centre of the modon after taking the inverse discrete Fourier transform.

REFERENCES

- BERON-VERA, F.J. 2021a Multilayer shallow-water model with stratification and shear. *Rev. Mex. Fis.* **67**, 351–364.
- BERON-VERA, F.J. 2021b Nonlinear saturation of thermal instabilities. *Phys. Fluids* **33**, 036608.
- BOYD, J. 1985 Equatorial solitary waves. Part 3. Westward traveling modons. *J. Phys. Oceanogr.* **15**, 46–54.
- BURNS, K. J., VASIL, G. M., OISHI, J. S., LECOANET, D. & BROWN, B. P. 2020 Dedalus: A flexible framework for numerical simulations with spectral methods. *Phys. Rev. Research* **2** (2), 023068.
- CAO, Y., KURGANOV, A., LIU, Y. & ZEITLIN, V. 2023 Flux globalization based well - balanced path - conservative central - upwind scheme for two - layer thermal rotating shallow water equations. *J. Comp. Phys.* **474**, 111790.
- CHARNEY, J.G. 1963 A note on large-scale motions in the tropics. *J. Atmos. Sci.* **20**, 607–609.
- CHO, J. Y.-K., MENO, K., S., HANSEN B. M. & SEAGER, S. 2008 Atmospheric circulation of close-in extrasolar giant planets. I. Global, barotropic, adiabatic simulations. *Astroph. J.* **675**, 817–845.
- FEDOROV, A.V. & MELVILLE, W. K. 2000 Kelvin fronts on the equatorial thermocline. *J. Phys. Oceanogr.* **30** (7), 1692–1705.
- GILL, A. E. 1980 Some simple solutions for heat-induced tropical circulation. *Q. J. Royal Met. Soc.* **106**(449), 447–462.
- GILL, A. E. 1982 *Atmosphere-ocean dynamics*. Academic Press.
- GOUZIEN, E., LAHAYE, N., ZEITLIN, V. & DUBOS, T. 2017 Thermal instability in rotating shallow water with horizontal temperature/density gradients. *Phys. Fluids* **29**, 101702.
- HOLM, D.D., LUESNIK, E. & W., PAN 2021 Stochastic mesoscale circulation dynamics in the thermal ocean. *Phys. Fluids* **33**, 046603.
- HUGHES, C.W. & MILLER, P. I. 2017 Rapid water transport by long-lasting modon eddy pairs in the Southern midlatitude oceans. *Geoph. Res. Lett.* **44**, 12375–12384.
- KIZNER, Z., REZNIK, G., FRIDMAN, B., KHVOLES, R. & McWILLIAMS, J. 2008 Shallow-water modons on the f - plane. *J. Fluid Mech.* **603**, 305–329.
- KURGANOV, A., LIU, Y. & ZEITLIN, V. 2020a Moist-convective thermal rotating shallow water model. *Phys. Fluids* **32**, 066601.
- KURGANOV, A., LIU, Y. & ZEITLIN, V. 2020b A well-balanced central-upwind scheme for the thermal rotating shallow water equations. *J. Comp. Phys.* **411**, 109414.
- KURGANOV, A., LIU, Y. & ZEITLIN, V. 2021a Interaction of tropical cyclone-like vortices with sea-surface temperature anomalies and topography in a simple shallow - water atmospheric model. *Phys. Fluids* **33**, 106606.
- KURGANOV, A., LIU, Y. & ZEITLIN, V. 2021b Numerical dissipation switch for two-dimensional central-upwind schemes. *ESAIM Math. Model. Numer. Anal.* **55**, 713–734.
- LAHAYE, N. & ZEITLIN, V. 2012 Shock modon: A new type of coherent structure in rotating shallow water. *Phys. Rev. Lett.* **108**, 044502.
- LAHAYE, N., ZEITLIN, V. & DUBOS, T. 2020 Coherent dipoles in a mixed layer with variable buoyancy: Theory compared to observations. *Ocean Model.* **153**, 101673.
- LARICHEV, V.D. & REZNIK, G.M. 1976 Two-dimensional solitary Rossby waves. *Doklady USSR Acad. Sci.* **231**, 1077–1080.
- LESOMMER, J., REZNIK, G. M. & ZEITLIN, V. 2004 Nonlinear geostrophic adjustment of long-wave disturbances in the shallow-water model on the equatorial beta-plane. *J. Fluid Mech.* **515**, 135–170.
- LINDZEN, R.S. 1967 Planetary waves on beta - planes. *Mon. Wea. Rev.* **95**, 441–451.
- MATSUNO, T. 1966 Quasi-geostrophic motions in the equatorial area. *J. Met. Soc. Japan* **44**, 25–43.
- MCCREARY, J. P., KUNDU, P. K. & MOLINARI, R. L. 1993 A numerical investigation of dynamics, thermodynamics and mixed-layer processes in the Indian Ocean. *Prog. Oceanog.* **31**, 181–244.
- O'BRIEN, J.J. & REID, R.O. 1967 The nonlinear response of a two-layer, baroclinic ocean to a stationary axisymmetric hurricane. Part 1. Upwelling induced by momentum transport. *J. Atmos. Sci.* **24**, 197–207.
- REZNIK, G. M. & GRIMSHAW, R. 2001 Ageostrophic dynamics of an intense localized vortex on a beta-plane. *J. Fluid Mech.* **443**, 351–376.
- RHINES, P.B. 1979 Geostrophic turbulence. *Ann. Rev. Fluid Mech.* **11**, 401–441.
- RIBSTEIN, B., GULA, J. & ZEITLIN, V. 2010 (A)geostrophic adjustment of dipolar perturbations, formation of

- coherent structures and their properties, as follows from high-resolution numerical simulations with rotating shallow water model. *Phys. Fluids* **22** (11), 116603.
- RIPA, P. 1993 Conservation laws for primitive equations models with inhomogeneous layers. *Geoph. Astrophys. Fluid Dyn.* **70**, 85–111.
- RIPA, P. 1996 Low frequency approximation of a vertically averaged ocean model with thermodynamics. *Rev. Mex. Fis.* **42**, 117–135.
- ROSTAMI, M. & ZEITLIN, V. 2019a Eastward-moving convection-enhanced modons in shallow water in the equatorial tangent plane. *Phys. Fluids* **31** (2), 021701.
- ROSTAMI, M. & ZEITLIN, V. 2019b Geostrophic adjustment on the equatorial beta-plane revisited. *Phys. Fluids* **31** (8), 081702.
- ROSTAMI, M. & ZEITLIN, V. 2020 Can geostrophic adjustment of baroclinic disturbances in the tropical atmosphere explain MJO events? *Q. J. Royal Met. Soc.* **146** (733), 3998–4013.
- ROSTAMI, M. & ZEITLIN, V. 2021 Eastward-moving equatorial modons in moist-convective shallow-water models. *Geoph. Astrophys. Fluid Dyn.* **115**, 345–367.
- ROSTAMI, M., ZHAO, B. & PETRI, S. 2022 On the genesis and dynamics of madden-julian oscillation-like structure formed by equatorial adjustment of localized heating. *Q. J. Royal Met. Soc.* **148**, 3788–3813.
- SOBEL, A.H., NILSSON, J. & POLVANY, L.M. 2001 The weak temperature gradient approximation and balanced tropical moisture waves. *J. Atmos. Sci.* **58**, 3650–3665.
- TRIBBIA, J. J. 1984 Modons in spherical geometry. *Geoph. Astrophys. Fluid Dyn.* **30** (1-2), 131–168.
- VERKLEY, W.T.M. 1984 The construction of barotropic modons on a sphere. *J. Atmos. Sci.* **41** (16), 2492–2504.
- WARNEFORD, E. S. & DELLAR, P. J. 2013 The quasi-geostrophic theory of the thermal shallow water equations. *J. Fluid Mech.* **723**, 374–403.
- WARNEFORD, E. S. & DELLAR, P. J. 2014 Thermal shallow water models of geostrophic turbulence in Jovian atmospheres. *Phys. Fluids* **26**, 016603.
- YANO, J.-I. & TRIBBIA, J. J. 2017 Tropical atmospheric Madden–Julian oscillation: A strongly nonlinear free solitary Rossby wave? *J. Atmos. Sci.* **74** (10), 3473–3489.
- YOUNG, W. R. 1994 The subinertial mixed layer approximation. *J. Phys. Oceanogr.* **24**, 1812–1826.
- ZEITLIN, V. 2018 *Geophysical Fluid Dynamics: Understanding (almost) Everything with Rotating Shallow Water Models*. Oxford University Press, Oxford.
- ZERROUKAT, M. & ALLEN, T. 2015 A moist Boussinesq shallow water equations set for testing atmospheric models. *J. Comp. Phys.* **290**, 55–72.
- ZHAO, B., ZEITLIN, V. & FEDOROV, A. 2021 Equatorial modons in dry and moist-convective shallow-water systems on a rotating sphere. *J. Fluid Mech.* **916**, A8.