



**HAL**  
open science

# Quantum graph wave external triggering: Energy transfer and damping

Franck Plouraboué

► **To cite this version:**

Franck Plouraboué. Quantum graph wave external triggering: Energy transfer and damping. *Physical Review E*, 2024, 109 (5), pp.054310. 10.1103/PhysRevE.109.054310. hal-04581309

**HAL Id: hal-04581309**

**<https://hal.science/hal-04581309v1>**

Submitted on 21 May 2024

**HAL** is a multi-disciplinary open access archive for the deposit and dissemination of scientific research documents, whether they are published or not. The documents may come from teaching and research institutions in France or abroad, or from public or private research centers.

L'archive ouverte pluridisciplinaire **HAL**, est destinée au dépôt et à la diffusion de documents scientifiques de niveau recherche, publiés ou non, émanant des établissements d'enseignement et de recherche français ou étrangers, des laboratoires publics ou privés.

# Quantum graph waves external triggering : energy transfer and damping

F. Flouraboué

*Institut de Mécanique des Fluides de Toulouse (IMFT),  
Université de Toulouse, CNRS, INPT, UPS, Toulouse, France*

(Dated: February 27, 2024)

The propagation of wave-trains resulting from a local external trigger inside a network described by a metric-graph is analyzed using quantum graph theory. The external trigger is a finite-time perturbation imposed at one vertex of the graph, leading to a consecutive wave-train into the network, supposedly at rest before the applied external perturbation. A complete analytical solution for the induced wave-train is found having a specific spectrum as well as mode's amplitudes. Furthermore the precise condition by which the external trigger can transfer a maximal energy to any specific natural mode of the quantum graph is derived. Finally, the wave damping associated with boundary-layer dissipation is computed within a multiple times-scale asymptotic analysis. Exponential damping rates are explicitly found related to their corresponding mode's eigenvalue. Each mode energy is then obtained, as well as their exponential damping rate. The relevance of these results to the physics of waves within networks are discussed.

## I. INTRODUCTION

First introduced for the study of chemical vibrations spectrum arising in molecules by L. Pauling [1], the concept of quantum graphs associated with Schrödinger equation defined along each one-dimensional coupled chemical bounds, has since then been developed in many areas and contexts [2, 3]. Quantum graphs now cover operators equipping a metric graph, i.e a graph whose edges have a physical length. The broadening of the quantum graph concept has thus enlarged the physical fields and related issues associated with it. From coupled vibrations and spectrum structure in metric graphs [4], quantum chaos e.g [5, 6], wave scattering [7, 8], more recent interests have been focussed on wave propagation within them e.g. [9]. Recent advances in various physical domains such as magnons propagation in magneto-elastic materials [10], cavity magnonics [11], surface polaritons [12], micro-wave networks [13–17], nano-photonics [18, 19] are interested in waves in networks having wire-like connections. Furthermore in more traditional engineering areas such as water-hammer waves in pipelines [20] or pulse pressure waves in vascular beds [21] this issue is also important. The wave-length of the waves are in every-case much larger than the size of the wire-like substrate so that a one-dimensional propagation model is relevant within each individual wire-like substrate (e.g branch, vessel, cavity, pipe, fiber, chemical bound, etc..) of the network, so that a one dimensional wave operator — a long-wavelength approximation— is relevant for these waves propagation and interaction. In these contexts, there are technological motivations to control, manipulate or refill the energy of confined sustained waves. This is for example done by the use of injection seeders in nano-photonics or spin current injection in spin-wave-propagation [22]. In this case one needs to open the network in order to inject some energy into it [23]. Also, the opposite can occur during a possibly unintentional opening of the network, where some energy loss could

occur. This is for example the case for water-hammer generation within pipe's networks generally produced by "network management" events (valve's sudden opening or closure, pipe breakdown, pump's shutdown, etc..) [24]. In these contexts it is interesting to consider how a sudden, finite-time "event" arising at a given location might perturb and/or generate a wave-train propagating inside the network. This issue has been previously addressed many times in the engineering community with the use of numerical simulations where the network edges have to be finely discretized (Cf [25] and references therein). On the contrary to these numerical discrete approaches, a quantum graph formulation permits a spectral discretization of the wave solution along each network's edge saving a huge numerical cost [26]. Furthermore, quantum graph theory permits to establish general results, that numerical computations can only illustrate. In this contribution transient wave propagation resulting from external trigger within metric graphs are theoretically analyzed. Both un-damped and damped propagation are considered. Damped wave propagation in metric graph has received attention from the mathematical viewpoint, since, certain class of damping models lead to non-self-adjoint operators [27]. In this contribution we analyze small damping effect resulting from a well-established acoustic/fluid-mechanics boundary layer damping within a perturbation approach. This damping model does not modify the self-adjointness of the Laplacian operator on the metric graph.

Section II introduces the wave model under consideration as well as quantum graph theory. Section III discusses the un-damped wave propagation resulting from an external trigger. Section IV describes how the external trigger can be shaped in order to maximize the energy transfer into internal modes. Section V discuss the wave damping resulting from a time-delayed damping model. The physical relevance and significance of the obtained theoretical results are discussed in VII.

## II. THEORETICAL FRAMEWORK

### A. Damped waves propagation model

We consider a wave moving at constant wave speed  $c_p$  within a complex network. Rescaling the time  $t^*$  by the time for a unit-length to be covered by the wave  $t_1 = 1/c_p$  defines a dimensionless time  $t = t^*/t_1 = c_p t^*$  for which inside each wire-like connection, equipped with axial coordinate  $x$ , the pressure  $p$  fulfills the dimensionless damped wave propagation problem [21]

$$\left(\frac{\partial^2}{\partial t} - \frac{\partial^2}{\partial x^2}\right)p = 2\epsilon \frac{\partial \tau_w}{\partial x} \quad (1)$$

where  $\tau_w$  is the wall shear rate, and where  $\epsilon$  is a small parameter. In the context of acoustic/fluid mechanics, this small parameter  $\epsilon$  is called the water-hammer dimensionless number [20, 21]. It is built upon the time-scale ratio between the longitudinal time-scale for the wave to propagate within the network  $L/c_p$ , to the radial diffusion of the wave within the boundary-layer  $R^2/\nu$  (where  $\nu$  is the fluid kinematic viscosity,  $R$  the pipe radius), i.e  $\epsilon = \nu L/R^2 c_p$ . In many applications, associated to blood hammer, or water hammer  $\epsilon \ll 1$  [20, 21]. For example, for a propagating distance of  $L = 10^4 m$ , for water  $\nu = 10^{-6}$ , within a pipe radius  $R = 10^{-1} m$ , in steel material where  $c_p \approx 10^3 m/s$ , which are realistic parameters for water distribution networks,  $\epsilon \approx 10^{-3}$ . Hence, in the following an asymptotic solution of (1) within a metric graph is searched for. The wall-shear rate is related to the longitudinal velocity gradient within the boundary layer [21, 28]. Solving for the velocity field radial variation within the boundary layer, leads to a relation with the longitudinal pressure gradient [21, 28]

$$\tau_w = -\frac{1}{\sqrt{\pi}} \int_0^t \frac{1}{\sqrt{t-t'}} \frac{\partial p(t')}{\partial x} dt' \quad (2)$$

which is non-local in time (due to the time delayed response of the boundary layer), and involves the convolution product of the pressure gradient with the diffusion kernel. As found in [28], in Laplace domain using variable  $s$  conjugate to time, the Laplace transform  $\tilde{\tau}_w$  of  $\tau_w$  (2) reads (Cf Appendix IX A for more informations)

$$\tilde{\tau}_w = -\frac{1}{\sqrt{s}} \frac{\partial \tilde{p}(s, x)}{\partial x} \quad (3)$$

Hence, the damped wave propagation problem (1) is a non-local problem in time, the solution of which is not straightforward. This is why a considerable literature has been devoted to solve it numerically e.g [20, 29]. One interesting alternative approach first introduced in [21] is to benefit from its perturbed nature, i.e using the fact that the damping term is  $O(\epsilon)$  small and search for a multi-time scale solution. At leading order, for

fast time, the damping is neglected as detailed in section III. At first order one can compute the long-time scale corrections resulting from the influence of the damping term and establish the damping rates as detailed in section V.

### B. Quantum graph theory for Laplacian eigenfunctions and spectrum on metric graphs

We consider an un-directed compact metric graph  $\mathcal{G}(\mathcal{V}, \mathcal{E})$ , having vertex set  $\mathcal{V}$  and edge one  $\mathcal{E}$  the cardinal of which are respectively denoted  $V$  and  $E$ . The corresponding un-directed non-metric graph is denoted  $G$ .  $\mathcal{G}$  (and  $G$ ) are not multi-graphs, i.e there is a single edge connecting two distinct vertices, and contain no vertex with self-edges. The connection mapping between the vertex set is provided by the adjacency  $V \times V$  symmetric matrix  $\mathbf{A}$  (as  $\mathcal{G}$  is un-directed), both for  $\mathcal{G}$  and  $G$ . On this metric graph  $\mathcal{G}$  continuous function  $\Psi$  along finite (since  $\mathcal{G}$  is compact) metric edges  $e_k \in \mathcal{E}$  being intervals  $[0, \ell_{ij} \equiv \ell_{e_k}]$  (with  $i, j \in [1, V]$  the vertex indexes joined by edge  $e_k$ ) are considered in the  $H^2$  Sobolev space over  $\mathcal{G}$  denoted  $\mathcal{H}_{\mathcal{G}}$

$$\mathcal{H}_{\mathcal{G}} \equiv H^2(\mathcal{G}) = \bigoplus_{e_k \in \mathcal{E}} H^2(e_k) \quad (4)$$

Laplacian operator over  $\mathcal{G}$  denoted  $-\Delta_{\mathcal{G}}$  and acting over  $\Psi \in \mathcal{H}_{\mathcal{G}}$  is defined as the operator  $-\frac{d^2}{dx^2}$  with  $x \in [0, \ell_{e_k}]$  lying along each edge  $e_k \in \mathcal{E}$  equipped at each vertex with one of the following vertex conditions

- i Kirchhoff condition (also called *natural* or *current conservation* [30]) meaning continuity of  $\Psi$  and that the sum of the normal derivatives of  $\Psi$  at vertex is zero,
- ii Dirichlet condition meaning continuity of  $\Psi$  at vertex whereas a prescribed value  $\Psi = 0$  is also imposed there,
- iii Kirchhoff-Robin condition meaning continuity of  $\Psi$  and that the sum of the normal derivatives of  $\Psi$  at vertex is proportional to the value of  $\Psi$  at vertex.

Is it possible to show that condition (iii) can be degenerated into (i) or (ii) [31], this is why, in the following, (iii) is considered as a general formulation. Furthermore it is known that  $-\Delta_{\mathcal{G}}$  is a self-adjoint and semi-bounded operator [32]. Its spectrum consists of a sequence of real eigenvalues of finite multiplicity, and it admits an orthogonal base of eigenfunctions. Following [2, 26], one considers the eigenfunctions  $\Psi_{\lambda} \in \mathcal{H}_{\mathcal{G}}$  of  $-\Delta_{\mathcal{G}}$  whose values between vertex  $i$  and  $j$  along straight metric edge  $e_{ij}$  of length  $\ell_{ij}$  travelled along distance  $x$  (being zero at vertex  $i$ ) are denoted  $\Psi_{ij}(x)$ .  $\Psi_{\lambda}$  can be viewed as a  $E$ -component vector of functions  $\Psi_{ij}(x)$ , with, again  $i, j \in [1, V]$  being the vertex indexes joined by edge  $e_k$ . The restriction of  $\Psi_{\lambda}$  over  $\mathcal{V}$  i.e  $\Psi_{\lambda}|_{\mathcal{V}}$  defines

a  $V$ -component vector denoted  $\phi_\lambda$  having  $\phi_j$  amplitudes with  $j \in [1, V]$ . Along each edge the component  $\Psi_{ij}(x)$  of the solution  $\Psi_\lambda$  is a solution of

$$-\frac{d^2}{dx^2}\Psi_{ij}(x) = \lambda^2\Psi_{ij}(x). \quad (5)$$

Dirichlet continuity at vertex  $i$  and  $j$  read

$$\Psi_{ij}(0) = \phi_i \quad \Psi_{ij}(\ell_{ij}) = \phi_j. \quad (6)$$

Denoting  $A_{ij}$  the components of  $\mathbf{A}$ , the Neumann continuity condition at each vertex  $i$  reads

$$-\sum_{j<i} A_{ij} \frac{d}{dx} \Psi_{ij}(\ell_{ij}) + \sum_{j>i} A_{ij} \frac{d}{dx} \Psi_{ij}(0) = h_i \phi_i. \quad (7)$$

Condition (7) is Kirchhoff-Robin condition (iii). For  $h_i = 0$  it degenerates to Kirchhoff condition (i). On the contrary, in the limit  $h_i \rightarrow \infty$ , it gives a Dirichlet condition (ii) at vertex  $i$  where it imposes  $\phi_i = 0$ . Given the continuity conditions (6)  $\Psi_{ij}(x)$  can be adequately chosen, without loss of generality, as

$$\Psi_{ij}(x) = \frac{A_{i,j}}{\sin(\lambda \ell_{ij})} (\phi_i \sin(\lambda(\ell_{ij} - x)) + \phi_j \sin(\lambda x)). \quad (8)$$

(8) is built to have by construction, a unique continuous value across each vertices satisfying the continuity condition (6), as well as the Laplacian equation (5). (8) is a spectral base for the wave propagation solution, the precision of which converges exponentially with the number of modes [26]. It is interesting to note that if  $\lambda$  and  $\phi_\lambda$  are known,  $\Psi_\lambda$  is analytically defined on  $G$  from (8), so that numerically,  $\phi_\lambda$  and  $\lambda$  are equivalent to  $\Psi_\lambda$ .

Furthermore the Kirchhoff-Robin condition (7) used at each vertex  $i$  leads to

$$h_i \phi_i = - \sum_{j<i} \frac{\lambda A_{ij}}{\sin(k \ell_{ij})} (-\phi_j + \phi_i \cos(\lambda \ell_{ij})) + \sum_{j>i} \frac{\lambda A_{ij}}{\sin(k \ell_{ij})} (-\phi_i \cos(\lambda \ell_{ij}) + \phi_j). \quad (9)$$

(9) defines a set of linear homogeneous equations for the  $\phi_i$  amplitudes of  $\Psi_\lambda$  over vertices. Hence a  $V \times V$  symmetric matrix  $\mathfrak{A}$  defined as

$$\mathfrak{A}_{ij}(\lambda, \mathbf{h}) = -\delta_{ij} \left( \sum_{\mathbf{m} \in \mathfrak{N}(i)} \mathbf{A}_{\mathbf{im}} \cot(\lambda \ell_{\mathbf{im}}) + \frac{h_i}{\lambda} \right) + \mathbf{A}_{ij} \frac{1}{\sin(\lambda \ell_{ij})}. \quad (10)$$

where  $\mathfrak{N}(i) = \{m \setminus A_{im} \neq 0\}$  being the neighbor vertices of vertex  $i$  associated with non-zero components of adjacency matrix  $\mathbf{A}$ . Matrix  $\mathfrak{A}$ , sometimes called the secular matrix, is built so that (9) is equivalent to

$$\sum_{j=1}^V \mathfrak{A}_{ij} \phi_j = \mathfrak{A} \phi_\lambda = 0, \quad (11)$$

where, again,  $\phi_\lambda$  is the  $V$ -component vector of amplitudes  $\phi_j$ . (11) can have a non-trivial solution different from zero when the so-called secular condition is met

$$\det \mathfrak{A}(\lambda, \mathbf{h}) = \mathbf{0}. \quad (12)$$

The secular condition can be interpreted as finding the solution within the kernel of the  $\mathfrak{A}(\lambda)$  matrix which encapsulates the boundary conditions at any vertex. It generalizes to a metric graph how the spectrum within a single pipe is found from connecting boundary conditions with transfer matrix [33]. Condition (12) provides the condition defining the discrete eigenvalues set of the Laplacian operator subsequently denoted  $\lambda_n$ . Several other approaches can be used to find a similar security condition, e.g scattering approach over edges [2] or mixed vertex/edges approaches [34]. Since each matrix entry  $\mathfrak{A}_{ij}(\lambda)$  (10) of matrix  $\mathfrak{A}$  is Lipschitz-continuous, so does  $\det \mathfrak{A}(\lambda)$ . Furthermore since  $\lambda \in \mathbb{R}$ , i.e lying in one dimension, provided that  $d[\det \mathfrak{A}(\lambda)]/d\lambda \neq 0$ , the implicit-function theorem states that  $\lambda_n(\ell_{e_{ij}}, h_i)$  is a single-value function of parameters  $\ell_{e_{ij}}$  with  $e_{ij} \in \mathcal{E}$  and  $h_i$  (if  $h_i$  is chosen to be either zero or infinity there are only  $E$  parameters  $\ell_{e_{ij}}$ ), so that each  $\lambda_n$  has algebraic multiplicity one. This implies that the null-space of  $\mathfrak{A}(\lambda_n)$  is one-dimensional, i.e  $\forall n \in \mathbb{N}, \dim \text{Ker} \mathfrak{A}(\lambda_n) = 1$ .

When  $h_i = 0, \forall i \in [1, V]$ , i.e.  $\mathbf{h} = \mathbf{0}$ , then it is known that the minimum eigenvalue of the discrete spectrum  $\lambda_1 = 0$  being associated with a constant eigenfunction  $\Psi_{\lambda_1}$ . On the contrary if  $\exists i \in [1, V]$  such that  $h_i \neq 0$ , then  $\lambda_1 \neq 0$  and  $\Psi_{\lambda_1}$  is not constant over  $\mathcal{G}$ [34]. This paper focusses on Kirchhoff vertex where  $h_i = 0$  or Dirichlet ones where  $h_i \rightarrow \infty$  of relation (1) where constant pressure boundary conditions are imposed. It is nevertheless interesting to note that condition (iii) has also been considered to model leakage within pipes [35, 36] (when the transient wave pressure amplitude is small compared to the steady static one), so that the considered framework and related approach is also relevant to analyze leaking pipe's networks.  $\mathcal{V}_K \subset \mathcal{V}$  and its complement subset  $\mathcal{V}_D \subset \mathcal{V}$  respectively denote the subsets of  $\mathcal{V}$  where Kirchhoff or Dirichlet conditions are applied such that  $\mathcal{V}_K \cup \mathcal{V}_D = \mathcal{V}$  and  $\mathcal{V}_K \cap \mathcal{V}_D = \emptyset$ . It is interesting to mention that the spectral properties of  $\Delta_{\mathcal{G}}$  are unchanged when adding a new Kirchhoff two-degree vertex within any edge of  $\mathcal{G}$  [2, 32] ("gluing" a "dummy" Kirchhoff vertex as described in [32]).

In the following, a supplementary non-homogeneous condition is applied at one of the Kirchhoff vertex denoted  $v_O \in \mathcal{V}_K$  called the origin vertex for wave generation. Multiple origins could also be considered, receiving a similar treatment as subsequently provided, but to avoid un-necessary complexity, a single origin is chosen. This origin vertex  $v_O$  is the location of the sudden change in boundary condition. In the context of pressure waves within pipe's networks it is associated with the sudden open/closure of a valve or a pipe breakage at a given location leading to a surge i.e a

water-hammer bouncing waves all around into the pipe's network modeled as a metric graph  $\mathcal{G}$  [24].

The spectrum of discrete eigenvalue  $\lambda_n$  of the operator  $\Delta_{\mathcal{G}}$  has to be complemented by their corresponding eigenfunctions  $\Psi_{\lambda_n}$ . We introduce notation  $\Psi_{ij}^n(x) \equiv \Psi_{e_k}^n(x)$  for the  $k$ th component function of  $\Psi_{\lambda_n}$ , being a  $E$ -component vector of functions defined over each edge  $k \in [1, E]$  joining vertices  $i$  and  $j$ . But, as previously mentioned,  $\Psi_{\lambda_n}$  is equivalent to the datum of  $\lambda_n$  and  $\phi_{\lambda_n}$ . Given  $\lambda_n$ , only  $\phi_{\lambda_n}$  has then to be computed to find  $\Psi_{\lambda_n}$ . Condition (11) implies that vector  $\phi_{\lambda_n} \subset \text{Ker}\mathfrak{A}(\lambda_n, \mathbf{h})$ . Hence,  $\phi_{\lambda_n}$  can be computed using standard algebraic

techniques to obtain the eigenvectors spanning the null-space of  $\mathfrak{A}(\lambda_n, \mathbf{h})$  [26]. Finally, in order to find the base orthogonality, one has to define the scalar product between the distinct (i.e  $n \neq m$ ) eigenfunctions  $\Psi_{\lambda_n}$  and  $\Psi_{\lambda_m}$

$$\langle \Psi_{\lambda_n}, \Psi_{\lambda_m} \rangle = \sum_{e_k \equiv e_{ij} \in \mathcal{E}} \int_0^{\ell_{ij}} \Psi_{ij}^n \Psi_{ij}^m dx \quad (13)$$

Using (8), in (13) one finds

$$\begin{aligned} \langle \Psi_{\lambda_n}, \Psi_{\lambda_m} \rangle = & \sum_{e_k \equiv e_{ij}} ((\phi_i^n \phi_i^m + \phi_j^n \phi_j^m)(-\lambda_n \cot(\lambda_n \ell_{ij}) + \lambda_m \cot(\lambda_m \ell_{ij})) - \\ & (\phi_i^n \phi_j^m + \phi_j^n \phi_i^m)(\frac{\lambda_n}{\sin(\lambda_n \ell_{ij})} - \frac{\lambda_m}{\sin(\lambda_m \ell_{ij})})) \frac{A_{ij}}{(\lambda_n^2 - \lambda_m^2)} \end{aligned} \quad (14)$$

Realizing that the sum over the vertex set is twice the sum over edge set (since there is only one edge connecting two vertices) since each edge is visited twice, (14) can be re-written as half the same sum over vertices. Introducing notations  $\mathfrak{A}^n = \mathfrak{A}(\lambda_n, \mathbf{h})$  as well as  $\mathbf{D}^n$  and

$\mathbf{A}^n$  the matrices derived from (10)

$$D_{ij}^n = -\delta_{ij} \left( \sum_{m \in \mathcal{V}(i)} A_{im} \cot(\lambda_n \ell_{im}) + \frac{h_i}{\lambda} \right), \quad (15)$$

$$A_{ij}^n = A_{ij} \frac{1}{\sin(\lambda_n \ell_{ij})}, \quad (16)$$

such that  $\mathfrak{A}^n = \mathbf{D}^n + \mathbf{A}^n$  one can then re-write (14) as

$$\langle \Psi_{\lambda_n}, \Psi_{\lambda_m} \rangle = \frac{1}{4} \sum_{j=1}^V \sum_{i=1}^V (-\lambda_n \phi_i^n (D_{ij}^n + A_{ij}^n) \phi_i^m + \lambda_m \phi_i^m (D_{ij}^m + A_{ij}^m) \phi_i^n) \frac{1}{(\lambda_n^2 - \lambda_m^2)}, \quad (17)$$

so that finally, expressing (17) as a compact matrix-vector contraction (a quadratic form) whilst using (11)

leads to the orthogonality for  $n \neq m$

$$\langle \Psi_{\lambda_n}, \Psi_{\lambda_m} \rangle = \frac{1}{4} \frac{(-\lambda_n \phi_{\lambda_m} \mathfrak{A}^n \phi_{\lambda_n} + \lambda_m \phi_{\lambda_n} \mathfrak{A}^m \phi_{\lambda_m})}{(\lambda_n^2 - \lambda_m^2)} = 0, \quad (18)$$

where Einstein's convention for repeated index has been used. For  $n = m$  the scalar product (13) using (8) simplifies to

$$\langle \Psi_{\lambda_n}, \Psi_{\lambda_n} \rangle = \sum_{e_k \equiv e_{ij}} \left( (\phi_i^n \phi_i^n + \phi_j^n \phi_j^n)(-\cot(\lambda_n \ell_{ij}) + \frac{\lambda_n \ell_{ij}}{\sin^2(\lambda_n \ell_{ij})}) + 2\phi_i^n \phi_j^n \left( -\frac{1}{\sin(\lambda_n \ell_{ij})} + \lambda_n \ell_{ij} \frac{\cot(\lambda_n \ell_{ij})}{\sin(\lambda_n \ell_{ij})} \right) \right) \frac{A_{ij}}{2\lambda_n}. \quad (19)$$

Since (19) is a scalar equality, and since each eigenvector

$\phi_{\lambda_n}$  having components  $\phi_i^n$   $i \in [1, V]$  that are all defined

(in the one-dimensional null-space of  $\mathfrak{A}(\lambda_n)$ ) up to a scaling multiplying factor  $\mu_n$ , this multiplying factor

can be chosen so that (19) is unity, i.e, given a set of admissible value for  $\phi_i^n$ , they should be all multiplied by  $\mu_n$  defined as

$$\frac{1}{\mu_n^2} = \sum_{e_k \equiv e_{ij}} \left( (\phi_i^n \phi_i^n + \phi_j^n \phi_j^n) (-\cot(\lambda_n \ell_{ij}) + \frac{\lambda_n \ell_{ij}}{\sin^2(\lambda_n \ell_{ij})}) + 2\phi_i^n \phi_j^n \left( \frac{1}{\sin(\lambda_n \ell_{ij})} - \lambda_n \ell_{ij} \frac{\cot(\lambda_n \ell_{ij})}{\sin(\lambda_n \ell_{ij})} \right) \right) \frac{A_{ij}}{2\lambda_n} \quad (20)$$

### III. WAVE PROPAGATION ON METRIC GRAPH TRIGGERED FROM AN ORIGIN EVENT

Let us now consider the un-damped pressure solution over  $\mathcal{G}$ , denoted  $\mathbf{P}_{\mathcal{G}}^0 \in \mathcal{H}_{\mathcal{G}}$  being decomposed into a  $E$ -component vector of functions  $p_k^0(x, t)$  defined along each metric edge  $e_k \in \mathcal{E}$  bounded by vertices  $i$  and  $j$ . The wave propagation problem (1) without damping (i.e when  $\epsilon = 0$ ) within each edge reads

$$\left( \frac{\partial^2}{\partial \tau^2} - \frac{\partial^2}{\partial x^2} \right) p_k^0(x, \tau) = 0 \quad (21)$$

or more compactly, the leading-order problem for  $\mathbf{P}_{\mathcal{G}}^0$  is

$$\left( \frac{\partial^2}{\partial \tau^2} - \Delta_{\mathcal{G}} \right) \mathbf{P}_{\mathcal{G}}^0 \equiv -\square_{\mathcal{G}} \mathbf{P}_{\mathcal{G}}^0 = 0 \quad (22)$$

A time-domain solution  $\mathbf{P}_{\mathcal{G}}^0 \in \mathcal{H}_{\mathcal{G}}$  for the leading-order solution is obtained from separable variable decomposition over the Laplacian  $\Delta_{\mathcal{G}}$ 's eigenfunctions  $\Psi_{\lambda_n}$

$$\begin{aligned} \mathbf{P}_{\mathcal{G}}^0 &= \sum_{n \in \mathbb{N}} (A_n(T) a_n e^{i\lambda_n \tau} + A_n(T)^* a_n^* e^{-i\lambda_n \tau}) \Psi_{\lambda_n} + \mathbf{P}_p \\ \mathbf{P}_{\mathcal{G}}^0 &= \sum_{n \in \mathbb{N}} (A_n(T) a_n e^{i\lambda_n \tau} + cc) \Psi_{\lambda_n} + \mathbf{P}_p, \end{aligned} \quad (23)$$

with long-time  $T$  defined as  $T = \epsilon \tau$  and its associated long-time complex amplitude  $A_n(T)$  multiplying each mode, where  $\star$  denotes complex conjugate. In (23)  $cc$  stands for the complex-conjugate expression of the term within parenthesis. In the sequel we refer to the first term of right-hand-side of (23) as the homogeneous part of  $\mathbf{P}_{\mathcal{G}}^0$  whereas the second term  $\mathbf{P}_p$  is called its particular part. The spectrum of the homogeneous part is built from previously defined secular matrix  $\mathfrak{A}(\lambda, \mathbf{0})$  chosen such as  $\forall v_i \in \mathcal{V}, i \in [1, V], h_{v_i} \equiv h_i = 0$  in (10), with zero determinant condition (12). Since the eigenfunctions  $\Psi_{\lambda_n}$  satisfy Dirichlet boundary conditions over  $\mathcal{V}_D$  and Kirchhoff ones over  $\mathcal{V}_K$  so does the pressure field  $\mathbf{P}_{\mathcal{G}}^0$ . The homogeneous component of (23), by construction lies within the null-space of  $\square_{\mathcal{G}}$ 's operator and fulfills (22). In the early stage of the propagation the fast-time  $\tau$  being  $O(1)$ , then  $T \sim O(\epsilon)$  so that

$$A_n(T) = A_n(\epsilon \tau) \approx A_n(0) \quad \tau \ll O(1/\epsilon), \quad T \ll 1 \quad (24)$$

Condition (24) provides a validity condition for the leading-order solution to hold. A normalization condition is then set on  $A_n(T)$  so that the long-time scale is an asymptotic perturbation of the leading-order solution

$$A_n(0) = 1. \quad (25)$$

In this section III  $\mathbf{P}_{\mathcal{G}}^0$  is computed in the limit  $\epsilon \rightarrow 0$  for early-stage fast-time  $\tau$  satisfying condition (24) so that  $A_n = 1$  here. Furthermore, the pressure field fulfills an additional non-homogeneous time-dependent imposed boundary condition at the origin vertex  $v_O$ , located at  $\mathbf{x}_{v_O}$  which needs to be added. This condition is associated with an added flux within each pipe connected to the origin vertex and depending on time [33]. Since the flux is related to the local pressure gradient along each pipe direction, the condition reads

$$\sum_{e_k} \frac{\partial \mathbf{P}_{\mathcal{G}}^0}{\partial x}(\mathbf{x}_{v_O}, \tau) = P_O(\tau), \quad (26)$$

where  $P_O(t)$  is supposed to be a  $[0, T_e]$  compact support, square integrable  $L^2$  function over the analysed period  $T_e$ . Defining  $\tau_e < T_e$  as the typical duration time of the triggering, during the recording finite interval  $[0, T_e]$  there is no constraint concerning the relative value of  $\tau_e$  compared to the typical propagation time  $L/c_p$  built over the typical length  $L$ . Nevertheless, it is interesting to have in mind that  $\tau_e$  could be smaller than  $L/c_p$  for the excitation time to be short compared to the wave propagation inside the network.  $P_O(t)$  is sometimes called the 'closure law' in water-hammer problems. From linearity, standards Green-functions techniques apply and the impulse response associated with  $P_O(t) = \delta(t)$  provides the general solution by convolution with it ( $\delta$  denotes the Dirac distribution). In the following we keep with a general unspecified closure law  $P_O(t)$  and derive a general solution depending on it. We suppose that the origin vertex belongs to the Kirchhoff set, i.e  $v_O \in \mathcal{V}_K$ . This is mathematically consistent since a flux condition can not be imposed at the location where another imposed Dirichlet condition has to be met, and physically meaning full since this is where water-hammer events can be triggered. The leading-order solution for the wave pressure propagation (23) within early-time condition (24)) simplifies to

$$\mathbf{P}_{\mathcal{G}}^0 = \sum_{n \in \mathbb{N}} (a_n e^{i\lambda_n \tau} + cc) \Psi_{\lambda_n} + \mathbf{P}_p \quad (27)$$

where the particular solution  $\mathbf{P}_p \in \mathcal{H}_G$  takes care of the non-homogeneous condition prescribed at the origin vertex  $v_O$ . Since  $\mathbf{P}_p$  does not share a Kirchhoff condition on vertex  $v_O$  it does not lie inside the image of the Laplace operator  $\Delta_G$ , so that it can not be fully decomposed into its eigenfunction basis  $\Psi_{\lambda_n}$ . Nevertheless, let us now consider the new self-adjoint Laplacian operator associated with a Kirchhoff-Robin condition at vertex  $v_O$  with  $h_{v_O} \neq 0$  rather than Kirchhoff one, with all other conditions unchanged on every other vertices, and denote this operator  $\Delta_G^p$ . Then, from Kirchhoff-Robin condition (9) with  $h_{v_O}$  the eigenmodes  $\Psi_{\lambda_n^p}$  of the  $\Delta_G^p$  thus verify  $\forall n \in \mathbb{N}$

$$\sum_{e_k} \frac{\partial \Psi_{\lambda_n^p}^p}{\partial x}(\mathbf{x}_{v_O}) = h_{v_O} \Psi_{\lambda_n^p}^p(\mathbf{x}_{v_O}). \quad (28)$$

$\Delta_G^p$  has a distinct spectrum from  $\Delta_G$  since from changing one vertex boundary condition only we change the associated matrix (10), such that secular condition (12) is distinct from the  $\Delta_G$ 's one. More explicitly, one can define from (10) a distinct matrix  $\mathfrak{A}^p(\lambda, \mathbf{h})$  from previous one  $\mathfrak{A}(\lambda, \mathbf{0})$ , such that for  $v_O \in \mathcal{V}$ ,  $h_{v_O} \neq 0$  (yet unspecified, but further defined precisely) and for  $\forall v_i \neq v_O \in \mathcal{V}$ ,  $h_{v_i} = 0$ , resulting in a distinct spectrum, associated with zero determinant condition (12). By definition,  $\mathbf{P}_p$  is part of the operator  $\Delta_G^p$  image. One can thus choose  $\mathbf{P}_p$  in the null-space of  $\frac{\partial^2}{\partial \tau^2} - \Delta_G^p \equiv -\square_G^p$  operator, so that, as the homogeneous part the particular solution reads

$$\mathbf{P}_p = \sum_{m \in \mathbb{N}} \left( A_m^p a_m^p e^{i\lambda_m^p \tau} + cc \right) \Psi_{\lambda_m^p}^p. \quad (29)$$

Since the aim of the particular solution is to handle the time-variations of the triggering at location  $\mathbf{x}_{v_O}$ , rather than choosing  $\Psi_{\lambda_m^p}^p$  as a spatial base, it is more appropriate to choose it as a temporal one. (35) can be set as a temporal base if  $\lambda_m^p$  maps into a Fourier mode series, given the finite recording time  $T_e$  (since the triggering has compact support in  $[0, T_e]$ ),  $\lambda_m^p = m\pi/T_e$ . Hence, each temporal mode  $\lambda_m^p$  define a single  $h_{v_O} = h_m$  such as the secularity condition is met, i.e

$$\det \mathfrak{A}(\lambda_m^p, \mathbf{h} \equiv \mathbf{h}_m \hat{\mathbf{e}}^O) = \mathbf{0}, \quad (30)$$

where  $\hat{\mathbf{e}}^O$  is the unit vector of  $\mathcal{V}$  on vertex  $v_O$ , whose components are  $\hat{\mathbf{e}}_i^O = \delta_{iv_O}$ .  $\Psi_{\lambda_m^p}^p$  then represents a set of non-orthogonal eigenvectors, acting as a forcing term upon the orthogonal base solution decomposed into the base  $\Psi_{\lambda_n}$ . In the sequel, modes  $\Psi_{\lambda_m^p}^p$  are referred to as Kirchhoff-Robin-Fourier modes. Similarly as for the homogeneous solution, the same short-time normalization, reads

$$\forall m \in \mathbb{N}, A_m^p(T) \approx A_m^p(0) \quad \tau \ll O(1/\epsilon), \quad T \ll 1, \quad (31)$$

so that at this early-stage fast-time  $\tau$  satisfying condition (24)  $A_m^p = 1$ . Using (28) in (26) then leads to

$$\sum_{m \in \mathbb{N}} \left( a_m^p e^{i\lambda_m^p \tau} + cc \right) h_m \Psi_{\lambda_m^p}^p(\mathbf{x}_{v_O}) = P_O(\tau), \quad (32)$$

Considering  $\mathbf{P}_{O_m'}$  the real Fourier decomposition coefficients of compact support function  $\mathbf{P}_O$  over  $[0, T_e]$  interval, given by

$$\mathbf{P}_{O_m} = \frac{2}{T_e} \int_0^{T_e} P_O(\tau) \sin m \frac{\pi \tau}{T_e} d\tau, \quad (33)$$

Since  $\lambda_m^p = m\pi/T_e$  are precisely the Fourier mode of the particular solution, projecting (32) over each Fourier mode, considering that  $(a_m^p e^{i\lambda_m^p \tau} + cc) = 2[\Re(a_m^p) \cos(\lambda_m^p t) - \Im(a_m^p) \sin(\lambda_m^p t)]$  leads to pure imaginary  $a_m^p$  coefficient reading

$$a_m^p = -\frac{i P_{O_m}}{2 h_m \Psi_{\lambda_m^p}^p(\mathbf{x}_{v_O})}, \quad (34)$$

which gives the amplitude of vector  $\mathbf{a}^p$  by which the particular solution  $\mathbf{P}_p$  is achieved. Being purely imaginary,

$$\begin{aligned} \mathbf{P}_p &= -\sum_{m \in \mathbb{N}} A_m^p 2\Im(a_m^p) \sin \lambda_m^p \tau \Psi_{\lambda_m^p}^p \\ &= \sum_{m \in \mathbb{N}} A_m^p \frac{P_{O_m}}{h_m} \frac{1}{\Psi_{\lambda_m^p}^p(\mathbf{x}_{v_O})} \sin \lambda_m^p \tau \Psi_{\lambda_m^p}^p. \end{aligned} \quad (35)$$

Now considering the initial condition at rest, such that  $\forall \mathbf{x} \neq \mathbf{x}_{v_O}$

$$\mathbf{P}_G^0|_{\tau=0} = \mathbf{0}, \quad \frac{\partial \mathbf{P}_G^0}{\partial t}|_{\tau=0} = \mathbf{0}, \quad (36)$$

then permits to find the modes amplitude  $a_n$ , since from (27), whilst using (35) in (36) one finds that  $\forall \mathbf{x} \neq \mathbf{x}_{v_O}$

$$\begin{aligned} \sum_{n \in \mathbb{N}} (a_n + a_n^*) \Psi_{\lambda_n} + \sum_{m \in \mathbb{N}} (a_m^p + a_m^{p*}) \Psi_{\lambda_m^p} &= \mathbf{0}, \\ \sum_{n \in \mathbb{N}} \lambda_n (a_n - a_n^*) \Psi_{\lambda_n} + \sum_{n \in \mathbb{N}} \lambda_n^p (a_m^p - a_m^{p*}) \Psi_{\lambda_m^p} &= \mathbf{0} \end{aligned} \quad (37)$$

Let us define the projections matrices between eigenfunction base  $\Psi_{\lambda_n}$  and eigenfunctions  $\Psi_{\lambda_m^p}$ , as

$$\mathbf{\Pi}_{nm} = \langle \Psi_{\lambda_n}, \Psi_{\lambda_m^p}^p \rangle, \quad \mathbf{\Pi}'_{nm} = \frac{\lambda_m^p}{\lambda_n} \mathbf{\Pi}_{nm}, \quad (38)$$

as well as projections matrix between non-orthogonal eigenfunctions  $\Psi_{\lambda_m^p}$  and  $\Psi_{\lambda_{m'}^p}$ ,

$$\mathbf{\Pi}_{nm'}^{pp} = \langle \Psi_{\lambda_m^p}, \Psi_{\lambda_{m'}^p}^p \rangle, \quad (39)$$

with normalized condition of unit diagonal, i.e  $\mathbf{\Pi}_{mm}^{pp} = 1 \quad \forall m \in \mathbb{N}$ . Using the orthogonality of eigenfunctions  $\Psi_{\lambda_n}$  such that  $\langle \Psi_{\lambda_n}, \Psi_{\lambda_{n'}} \rangle = \delta_{nn'}$ , (37) then leads to

$$\mathbf{a} = -\frac{1}{2} (\mathbf{\Pi}' + \mathbf{\Pi}) \mathbf{a}^p + \frac{1}{2} (\mathbf{\Pi}' - \mathbf{\Pi}) \mathbf{a}^{p*}. \quad (40)$$

Furthermore since from (34)  $\mathbf{a}^p$  is purely imaginary, so does  $\mathbf{a}$ , hence (40) simplifies to

$$\mathbf{a} = -\mathbf{\Pi}' \mathbf{a}^p. \quad (41)$$

(41) then provides an explicit solution for  $\mathbf{P}_G^0$  defined in (27) using (35).

#### IV. SHAPING INTERNAL MODES FROM EXTERNAL TRIGGER

We now consider the physical interpretation of the solution obtained in the previous section and discuss how can it serves interesting physical control of the vibrating modes. First, one should realize that the two right-hand-side term decomposition of (27) are distinct. The first one, called the homogeneous solution in the previous section (from the corresponding associated boundary condition) decompose the propagating wave into the stationary internal standing wave of the metric graph, that acts has a complex "cavity" into which only some typical modes of excitations are permitted, that we have denoted  $\Psi_{\lambda_n}$ . The second term decomposes itself into distinct modes, depending specifically on the location of an externally imposed time-varying trigger. This is

why the resulting wave denoted  $\mathbf{P}_p$  can be considered as a consecutive wave echo of the external trigger. One important specificity about the considered metric graph is that  $\mathbf{P}_p$  can not be chosen in the kernel of the metric graph Laplacian since, this kernel is empty. In the case of simple cavities—such as a one dimensional cavity—on the contrary, the particular solution is found inside the kernel of the Laplacian, triggering no external wave into the cavity [33]. This understood leads to further interesting questions. First, how much energy is produced by the external trigger into internal modes ?

##### A. Wave energy

The triggered wave potential energy is given by

$$\begin{aligned} \frac{1}{2} \langle \overline{\mathbf{P}_G^0}, \overline{\mathbf{P}_G^0} \rangle &= \frac{1}{2} \sum_{n, n' \in \mathbb{N}} \overline{(a_n e^{i\lambda_n t} + a_n^{p*} e^{-i\lambda_n t})(a_{n'}^p e^{i\lambda_{n'} t} + a_{n'}^{p*} e^{-i\lambda_{n'} t})} \langle \Psi_{\lambda_n}, \Psi_{\lambda_{n'}} \rangle + \\ &\frac{1}{2} \sum_{n, m \in \mathbb{N}} \overline{(a_n e^{i\lambda_n t} + a_n^{p*} e^{-i\lambda_n t})(a_m^p e^{i\lambda_m^p t} + a_m^{p*} e^{-i\lambda_m^p t})} \langle \Psi_{\lambda_n}, \Psi_{\lambda_m}^p \rangle + \\ &\frac{1}{2} \sum_{m, m' \in \mathbb{N}} \overline{(a_m^p e^{i\lambda_m^p t} + a_m^{p*} e^{-i\lambda_m^p t})(a_{m'}^p e^{i\lambda_{m'}^p t} + a_{m'}^{p*} e^{-i\lambda_{m'}^p t})} \langle \Psi_{\lambda_m}^p, \Psi_{\lambda_{m'}}^p \rangle, \end{aligned} \quad (42)$$

where, notation  $\overline{f(t)g(t)} = \lim_{T_a \rightarrow \infty} \frac{1}{T_a} \int_0^{T_a} f(\tau)g(\tau)d\tau$

has been used. From time averaging, and eigenmodes orthogonality this potential energy simplifies to

$$\frac{1}{2} \langle \overline{\mathbf{P}_G^0}, \overline{\mathbf{P}_G^0} \rangle = \sum_{n \in \mathbb{N}} a_n a_n^* \langle \Psi_{\lambda_n}, \Psi_{\lambda_n} \rangle + \sum_{m \in \mathbb{N}} a_m^p a_m^{p*} \langle \Psi_{\lambda_m}^p, \Psi_{\lambda_m}^p \rangle = \sum_{n \in \mathbb{N}} a_n a_n^* + \sum_{m \in \mathbb{N}} a_m^p a_m^{p*} \quad (43)$$

The wave kinetic energy is given by

$$\begin{aligned} \frac{1}{2} \langle \overline{\nabla \mathbf{P}_G^0}, \overline{\nabla \mathbf{P}_G^0} \rangle &= \frac{1}{2} \sum_{n, n' \in \mathbb{N}} \overline{(a_n e^{i\lambda_n t} + a_n^{p*} e^{-i\lambda_n t})(a_{n'}^p e^{i\lambda_{n'} t} + a_{n'}^{p*} e^{-i\lambda_{n'} t})} \langle \nabla \Psi_{\lambda_n}, \nabla \Psi_{\lambda_{n'}} \rangle + \\ &\frac{1}{2} \sum_{n, m \in \mathbb{N}} \overline{(a_n e^{i\lambda_n t} + a_n^{p*} e^{-i\lambda_n t})(a_m^p e^{i\lambda_m^p t} + a_m^{p*} e^{-i\lambda_m^p t})} \langle \nabla \Psi_{\lambda_n}, \nabla \Psi_{\lambda_m}^p \rangle + \\ &\frac{1}{2} \sum_{m, m' \in \mathbb{N}} \overline{(a_m^p e^{i\lambda_m^p t} + a_m^{p*} e^{-i\lambda_m^p t})(a_{m'}^p e^{i\lambda_{m'}^p t} + a_{m'}^{p*} e^{-i\lambda_{m'}^p t})} \langle \nabla \Psi_{\lambda_m}^p, \nabla \Psi_{\lambda_{m'}}^p \rangle, \end{aligned} \quad (44)$$

where notation

$$\langle \nabla \Psi_{\lambda}, \nabla \Psi_{\lambda'} \rangle = \sum_{e_k \in \mathcal{E}} \int_0^{\ell_{e_k}} \frac{d\Psi_k^\lambda}{dx} \frac{d\Psi_k^{\lambda'}}{dx} dx, \quad (45)$$

has been introduced. It is interesting to mention that each energy mode contribution of (45) is independant of the edge's orientation since it is left invariant from



$x \rightarrow -x$  transformation within any edge. From a simple computation, temporal average zeros the cross-terms so that (44) reduces to self-energy terms

$$\begin{aligned} \frac{1}{2} \langle \overline{\nabla \mathbf{P}_G^0}, \overline{\nabla \mathbf{P}_G^0} \rangle &= \sum_{n \in \mathbb{N}} a_n a_n^* \langle \nabla \Psi_{\lambda_n}, \nabla \Psi_{\lambda_n} \rangle \\ &+ \sum_{m \in \mathbb{N}} a_m^p a_m^{p*} \langle \nabla \Psi_{\lambda_m}^p, \nabla \Psi_{\lambda_m}^p \rangle. \end{aligned} \quad (46)$$

From integrating by part (45) one finds

$$\begin{aligned} \langle \nabla \Psi_\lambda, \nabla \Psi_\lambda \rangle &= \sum_{e_k \in \mathcal{E}} \left( [\Psi_k^\lambda \frac{d\Psi_k^\lambda}{dx}] - \int_0^{\ell_{e_k}} \Psi_k^\lambda \frac{d^2 \Psi_k^\lambda}{dx^2} dx \right) \\ &= \sum_{e_k \in \mathcal{E}} [\Psi_k^\lambda \frac{d\Psi_k^\lambda}{dx}] + \lambda^2 \langle \Psi_\lambda, \Psi_\lambda \rangle, \end{aligned} \quad (47)$$

where notation  $[\ ]$  is the usual evaluation difference at the frontier of each segment  $e_k$ , i.e at each vertex. In the case where  $\Psi_\lambda$  is an eigenfunctions of  $\Delta_G$ , since the boundary conditions at each vertex are either natural or Dirichlet, this term cancels out. The same applies at almost every vertex for eigenfunctions of  $\Delta_G^p$  except at the origin vertex  $x_O$  where the sum of derivatives is not zero from (28) so that a contribution arises there. Hence,

$$\langle \nabla \Psi_{\lambda_n}, \nabla \Psi_{\lambda_n} \rangle = \lambda_n^2 \langle \Psi_{\lambda_n}, \Psi_{\lambda_n} \rangle = \lambda_n^2, \quad (48)$$

$$\langle \nabla \Psi_{\lambda_m}^p, \nabla \Psi_{\lambda_m}^p \rangle = h_m^2 \Psi_{\lambda_m}^p(x_O)^2 + \lambda_m^2, \quad (49)$$

so that summing (43) and (46) using (48) and (49) leads to the the total wave energy

$$\begin{aligned} \frac{1}{2} \langle \overline{\mathbf{P}_G^0}, \overline{\mathbf{P}_G^0} \rangle + \frac{1}{2} \langle \overline{\nabla \mathbf{P}_G^0}, \overline{\nabla \mathbf{P}_G^0} \rangle &= \sum_{n \in \mathbb{N}} a_n a_n^* (\lambda_n^2 + 1) \\ &+ \sum_{m \in \mathbb{N}} a_m^p a_m^{p*} (h_m^2 \Psi_{\lambda_m}^p(x_O)^2 + \lambda_m^2 + 1), \end{aligned} \quad (50)$$

Hence, the total energy of the wave is split into two contributions. First, an imposed external term –the second term of (50)’s right-hand-side– composed of amplitude  $a_n^p$  deduced from the Fourier decomposition of the trigger, the local amplitude  $\Psi_{\lambda_m}^p(x_O)^2$  of the mode at the trigger origin  $x_O$ , the eigenvalue  $\lambda_m^p$  of the corresponding excited mode, and the  $h_m$  constant for which the secularity condition is met for this eigenvalue. Second, an internal term given by the product between the mode amplitude  $a_n$  and the square of its real eigenvalue  $\lambda_n$ . From this, one realizes that this second term –first term of (50)’s right-hand-side– is the only transferred energy from the external trigger into the internal modes, feeding the metric-graph cavity internal vibration. This open a second natural question : under which condition some extremal amount of energy can be transferred from external to internal waves ?

## B. Optimal energy transfer conditions

Denoting  $E^I$  the transferred energy into internal metric graph natural modes, i.e

$$E^I = \sum_{n \in \mathbb{N}} E_n^I = \sum_{n \in \mathbb{N}} a_n a_n^* (\lambda_n^2 + 1) \quad (51)$$

Defining the vector  $\mathbf{\Pi}^n = \mathbf{\Pi}'^T \cdot \hat{\mathbf{n}}$  from the product of matrix  $\mathbf{\Pi}'^T$ , being the transposed of  $\mathbf{\Pi}'$ , with unit-vector  $\hat{\mathbf{n}}$  whose components  $\mathbf{n}_i = \delta_{in}$ , from (41) each component  $a_n$  reads  $a_n = -\mathbf{\Pi}'^n \cdot \mathbf{a}^p$  so that, using the fact that both vector  $\mathbf{a}$  and  $\mathbf{a}^p$  are purely imaginary from (34) and (41) the energy reads

$$E^I = \sum_{n \in \mathbb{N}} E_n^I = - \sum_{n \in \mathbb{N}} (\mathbf{\Pi}'^n \cdot \mathbf{a}^p)^2 (\lambda_n^2 + 1) \quad (52)$$

Since the derivative of (52) with respect to any component of vector  $\mathbf{a}^p$  is proportional to  $(\mathbf{\Pi}'^n \cdot \mathbf{a}^p)$ , it is zero for the trivial condition  $\mathbf{a}^p = 0$  for which a minimum energy is achieved. A maximal condition can nevertheless be found from considering a constraint over finite possible values of vector  $\mathbf{a}^p$  components. This constraint comes from a prescribed finite energy of the triggering function  $P_O(\tau)$  given by its Fourier decomposition from the Parseval-Plancherel equality

$$\int_{\mathbb{R}} P_O^2(\tau) d\tau = \|\mathbf{P}_O\|^2 = \sum_{m \in \mathbb{N}} P_{O_m}^2, \quad (53)$$

a maximum energy transfer can be set from defining function

$$J_n(\mathbf{a}^p, \lambda) = E_n^I - \lambda (\|\mathbf{P}_O\|^2 - E_{P_O}) \quad (54)$$

where the constraint  $\|\mathbf{P}_{O_m}\|^2 = E_{P_O}$  is set from minimizing  $J_n$  over the Lagrangian multiplier  $\lambda$ . Minimizing  $J_n$  over both  $\mathbf{a}^p$  and  $\lambda$  leads to

$$\begin{aligned} \lambda &= - \frac{\lambda_n^2 + 1}{E_{P_O}} (\mathbf{\Pi}'^n \cdot \mathbf{a}^p)^2 \\ (\mathbf{\Pi}'^n \cdot \mathbf{a}^p) a_m^p &= E_{P_O} \frac{\Pi_m^n}{4h_m^2 \Psi_{\lambda_m}^p(x_O)^2} \end{aligned} \quad (55)$$

Using the simple relation between vector  $\mathbf{a}^p$  components and  $\mathbf{P}_O$  given in (34), and defining the unit vector direction of the triggering Fourier components  $\mathbf{p}_O = \mathbf{P}_O / \|\mathbf{P}_O\|$ , then (55) simplifies to

$$(\mathbf{\Pi}'^n \cdot \mathbf{p}_O) \mathbf{p}_O = \mathbf{\Pi}'^n. \quad (56)$$

The solution of (56) is then simply

$$\mathbf{p}_O = \mathbf{\Pi}'^n / \|\mathbf{\Pi}'^n\| \quad (57)$$

(57) states that the optimal energy transfer is obtained when the triggering Fourier components vector is aligned with vector  $\mathbf{\Pi}'^n$  whatever its amplitude.

## V. DAMPED WAVES SOLUTIONS

This section now considers the wave damping with the viscous damping model discussed in section II A. Following [21, 28] the solution for the damped wave pressure problem (1) is search within a multi-time scale expansion solution. Using long time  $T = \epsilon\tau$  so that  $\partial_t \equiv (\partial_\tau + \epsilon\partial_T)$ , a regular approximate solution for the pressure solution over  $\mathcal{G}$  (1) is searched as

$$\mathbf{P}_G = \mathbf{P}_G^0 + \epsilon\mathbf{P}_G^1 + .. \quad (58)$$

Along with the pressure fields the long-time wave amplitude are also decomposed into such multi-scale asymptotic expansion so that for both the homogeneous and particular part, so that for each  $n, m \in \mathbb{N}$

$$A_n(T) = A_n^0(T) + \epsilon A_n^1(T) + \dots, \quad (59)$$

$$A_m^p(T) = A_m^{0p}(T) + \epsilon A_m^{1p}(T) + \dots \quad (60)$$

The long-time damping amplitudes  $A_n^0(T)$  of the leading order solution is then found from analyzing the first order one in Laplace-domain from what is called the secularity condition [37]. The Laplace transform of field denoted

with tildes, is considered, so that, using (59), (60) the Laplace transform of the leading order (23) reads

$$\begin{aligned} \tilde{\mathbf{P}}_G^0 &= \sum_{n \in \mathbb{N}} \left( \frac{A_n^0(T)a_n^0}{s - i\lambda_n} + cc \right) \Psi_{\lambda_n} \\ &+ \sum_{m \in \mathbb{N}} \left( \frac{A_m^{0p}(T)a_m^{0p}}{s - i\lambda_m^p} + cc \right) \Psi_{\lambda_m^p}, \end{aligned} \quad (61)$$

where coefficients  $a_n^0$  are identical with coefficients  $a_n$  computed in section III where the  $\epsilon = 0$  limit has been considered. At first order (1) leads within each edge  $k$  to

$$\left( \frac{\partial^2}{\partial \tau} - \frac{\partial^2}{\partial x^2} \right) p_k^1 = 2 \left( \frac{\partial \tau_w^0}{\partial x} - \frac{\partial}{\partial T} \frac{\partial}{\partial \tau} p_k^0 \right), \quad (62)$$

where within each edge, the pressure leading order and first order are respectively denoted  $p_k^0$  and  $p_k^1$  for  $k \in E$ . Since, the first order problem is then decomposed into the Laplacian eigenfunctions

$$\mathbf{P}_G^1 = \sum_{n \in \mathbb{N}} [a_n^1(\tau) + cc] \Psi_{\lambda_n} + \sum_{m \in \mathbb{N}} [a_m^{1p}(\tau) + cc] \Psi_{\lambda_m^p}. \quad (63)$$

From (61), one can evaluate the right-hand-side of (62) in the Laplace domain which reads, using the Laplace transform of the wall-shear-stress (3)

---


$$2 \left( \frac{\partial \tilde{\tau}_w^0}{\partial x} - \frac{\partial}{\partial T} s \tilde{\mathbf{P}}_G^0 \right) = 2 \left( \sum_{n \in \mathbb{N}} \left[ \frac{a_n^0}{s - i\lambda_n} (A_n^0 \frac{\sqrt{s}}{s} \lambda_n^2 - s \frac{\partial A_n^0}{\partial T}) + cc \right] \Psi_{\lambda_n} + \sum_{m \in \mathbb{N}} \left[ \frac{a_m^{0p}}{s - i\lambda_m^p} (A_m^{0p} \frac{\sqrt{s}}{s} \lambda_m^{p2} - s \frac{\partial A_m^{0p}}{\partial T}) + cc \right] \Psi_{\lambda_m^p} \right). \quad (64)$$

Writing (62) in Laplace domain whilst using (64), the first-order problem written on  $\mathcal{G}$  reads

$$(s^2 - \Delta_G) \mathbf{P}_G^1 = 2 \left( \sum_{n \in \mathbb{N}} \left[ \frac{a_n^0}{s - i\lambda_n} (A_n^0 \frac{\sqrt{s}}{s} \lambda_n^2 - s \frac{\partial A_n^0}{\partial T}) + cc \right] \Psi_{\lambda_n} + \sum_{m \in \mathbb{N}} \left[ \frac{a_m^{0p}}{s - i\lambda_m^p} (A_m^{0p} \frac{\sqrt{s}}{s} \lambda_m^{p2} - s \frac{\partial A_m^{0p}}{\partial T}) + cc \right] \Psi_{\lambda_m^p} \right). \quad (65)$$

Projecting (65) over  $\Psi_{\lambda_n}$  leads to

$$\begin{aligned} \frac{1}{2} [\tilde{a}_n^1 + cc] + \sum_{m \in \mathbb{N}} [\tilde{a}_m^{1p}(s) + cc] \frac{s^2 + \lambda_m^{p2}}{s^2 + \lambda_n^2} \mathbf{\Pi}_{nm} &= \left[ \frac{a_n}{(s - i\lambda_n)^2} \left( \frac{A_n \frac{\sqrt{s}}{s} \lambda_n^2 - s \frac{\partial A_n}{\partial T}}{(s + i\lambda_n)} \right) + cc \right] \\ &+ \sum_{m \in \mathbb{N}} \left( \left[ \left( \frac{a_m^p}{s - i\lambda_m^p} \right) \left( \frac{A_m^p \frac{\sqrt{s}}{s} \lambda_m^{p2} - s \frac{\partial A_m^p}{\partial T}}{s^2 + \lambda_n^2} \right) + cc \right] \right) \mathbf{\Pi}_{nm}. \end{aligned} \quad (66)$$

Furthermore, projecting (65) over  $\Psi_{\lambda_n^p}$  leads to

$$\begin{aligned} \sum_{m' \in \mathbb{N}} \mathbf{\Pi}_{mm'}^{pp} \frac{[\tilde{a}_{m'}^{1p} + cc]}{2} + \sum_{n \in \mathbb{N}} \frac{[\tilde{a}_n^1(s) + cc]}{2} \frac{s^2 + \lambda_n^2}{s^2 + \lambda_m^{p2}} \mathbf{\Pi}_{nm} &= \left[ \frac{a_m^p}{(s - i\lambda_m^p)^2} \left( \frac{A_m^p \frac{\sqrt{s}}{s} \lambda_m^{p2} - s \frac{\partial A_m^p}{\partial T}}{(s + i\lambda_m^p)} \right) + cc \right] \\ &+ \sum_{m' \neq m} \left( \frac{a_{m'}^p}{(s^2 + \lambda_m^{p2})(s - i\lambda_{m'}^p)} \left( \frac{A_{m'}^p \frac{\sqrt{s}}{s} \lambda_{m'}^{p2} - s \frac{\partial A_{m'}^p}{\partial T}}{(s + i\lambda_{m'}^p)} \right) + cc \right) \mathbf{\Pi}_{mm'}^{pp} \\ &+ \sum_{n \in \mathbb{N}} \left( \left[ \left( \frac{a_n}{s - i\lambda_n} \right) \left( \frac{A_n \frac{\sqrt{s}}{s} \lambda_n^2 - s \frac{\partial A_n}{\partial T}}{s^2 + \lambda_m^{p2}} \right) + cc \right] \right) \mathbf{\Pi}_{nm}. \end{aligned} \quad (67)$$

It is now crucial to note that only the first line of (66) and (67)'s right-hand-side have double poles—respectively at

$s = \pm i\lambda_n$  for (66) and  $s = \pm i\lambda_m^p$  for (67) —, whereas

both second lines of (66) and second and third lines of (67)'s right-hand-side display only simple poles. Only double poles in Laplace domain lead to time-diverging terms : these are called resonant poles [21, 28]. These double-poles are associated with resonance conditions between the (65)'s RHS and the natural frequencies of the (65)'s LHS. These resonance conditions produce a linear divergence term upon the fast time  $\tau$  of  $\tilde{a}_n^1$  and  $\tilde{a}_m^p$  as can be seen from the inverse Laplace transform of the double poles through Cauchy's residue theorem

$$\mathcal{L}^{-1}\left(\frac{1}{(s \pm i\lambda_n)^2}\right)(\tau) = \lim_{s \rightarrow \pm i\lambda_n} (\partial_s e^{s\tau}) = \tau e^{\pm i\lambda_n \tau}. \quad (68)$$

It is interesting to note that the second line of (66) and the second and third lines of (67) do not have double poles but only simple ones because the eigenvalues of the operator  $\Delta_{\mathcal{G}}$  can not have resonance with those of  $\Delta_{\mathcal{G}}^p$ . The secularity condition is built to remove those divergent terms, i.e double poles, so that both first lines of (66) and (67) have to cancel. Imposing this *secularity* condition for the first line of (66) leads to

$$\begin{aligned} \lim_{s \rightarrow i\lambda_n} \left( A_n \frac{\sqrt{s}}{s} \lambda_n^2 - s \frac{\partial A_n}{\partial T} \right) &= 0, \\ \lim_{s \rightarrow -i\lambda_n} \left( A_n^* \frac{\sqrt{s}}{s} \lambda_n^2 - s \frac{\partial A_n^*}{\partial T} \right) &= 0, \end{aligned} \quad (69)$$

leading to the same consistent secularity solution

$$A_n(T) = e^{-\sqrt{-i\lambda_n}T} = e^{-(\frac{1-i}{\sqrt{2}})\sqrt{\lambda_n}T}, \quad (70)$$

using the normalization condition (25). A very similar result is obtained canceling the double pole of the first line of (67)'s right-hand-side

$$\begin{aligned} \lim_{s \rightarrow i\lambda_m^p} \left( A_m^p \frac{\sqrt{s}}{s} \lambda_m^{p2} - s \frac{\partial A_m^p}{\partial T} \right) &= 0, \\ \lim_{s \rightarrow -i\lambda_m^p} \left( A_m^{p*} \frac{\sqrt{s}}{s} \lambda_m^{p2} - s \frac{\partial A_m^{p*}}{\partial T} \right) &= 0, \end{aligned} \quad (71)$$

leading to a parallel damping of the particular solution using normalization (31)

$$A_m^p(T) = e^{-\sqrt{-i\lambda_m^p}T} = e^{-(\frac{1-i}{\sqrt{2}})\sqrt{\lambda_m^p}T} \quad (72)$$

Now, using (70) and (72) in (23) leads to the damped leading order solution

$$\begin{aligned} \mathbf{P}_{\mathcal{G}}^0 &= \sum_{n \in \mathbb{N}} e^{-\sqrt{\frac{\lambda_n}{2}}T} \left( a_n^0 e^{i\sqrt{\frac{\lambda_n}{2}}T} e^{i\lambda_n t} + cc \right) \Psi_{\lambda_n} \\ &+ \sum_{m \in \mathbb{N}} e^{-\sqrt{\frac{\lambda_m^p}{2}}T} \left( a_m^{p0} e^{i\sqrt{\frac{\lambda_m^p}{2}}T} e^{i\lambda_m^p t} + cc \right) \Psi_{\lambda_m^p}. \end{aligned} \quad (73)$$

## VI. ILLUSTRATION WITH AN EXAMPLE

In this section we illustrate the previous solution over a very simple 3-star graph illustrated in figure 1 having

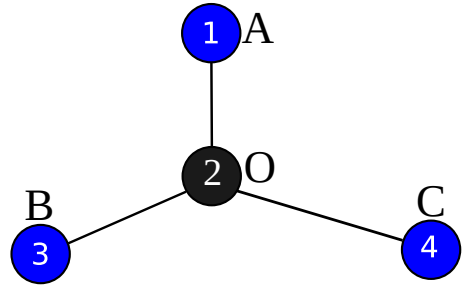


FIG. 1: 3-star metric graph having length  $\ell_{21} = 2.211$ ,  $\ell_{23} = 3.111$  and  $\ell_{24} = 4.711$  where the triggering is applied at origin point  $O$ , i.e @ vertex #2.

non-commensurable length with the considered modes, i.e  $\ell_{ij}\lambda_n \neq n\pi$  and  $\ell_{ij}\lambda_m^p = \ell_{ij}m\pi/T_e \neq m\pi$ . The adjacency matrix of the 3-star graph of figure 1 reads

$$\mathbf{A} = \begin{bmatrix} 0 & 1 & 0 & 0 \\ 1 & 0 & 1 & 1 \\ 0 & 1 & 0 & 0 \\ 0 & 1 & 0 & 0 \end{bmatrix}. \quad (74)$$

Using definition (10) the secular matrix reads

$$\mathfrak{A}(\lambda, \mathbf{h}) = \begin{bmatrix} -\cot(\ell_{21}\lambda) & \frac{1}{\sin(\ell_{21}\lambda)} & 0 & 0 \\ \frac{1}{\sin(\ell_{21}\lambda)} & -\frac{h_m}{\lambda} - \cot(\ell_{21}\lambda) - \cot(\ell_{32}\lambda) - \cot(\ell_{24}\lambda) & \frac{1}{\sin(\ell_{32}\lambda)} & \frac{1}{\sin(\ell_{24}\lambda)} \\ 0 & \frac{1}{\sin(\ell_{32}\lambda)} & -\cot(\ell_{32}\lambda) & 0 \\ 0 & \frac{1}{\sin(\ell_{24}\lambda)} & 0 & -\cot(\ell_{24}\lambda) \end{bmatrix}, \quad (75)$$

whose determinant is

$$\det \mathfrak{A}(\lambda, \mathbf{h}) = \left[ \left( \frac{h_m}{\lambda} \cot(\ell_{24}\lambda) - 1 \right) \cot(\ell_{23}\lambda) - \cot(\ell_{24}\lambda) \right] \cot(\ell_{21}\lambda) - \cot(\ell_{23}\lambda) \cot(\ell_{24}\lambda). \quad (76)$$

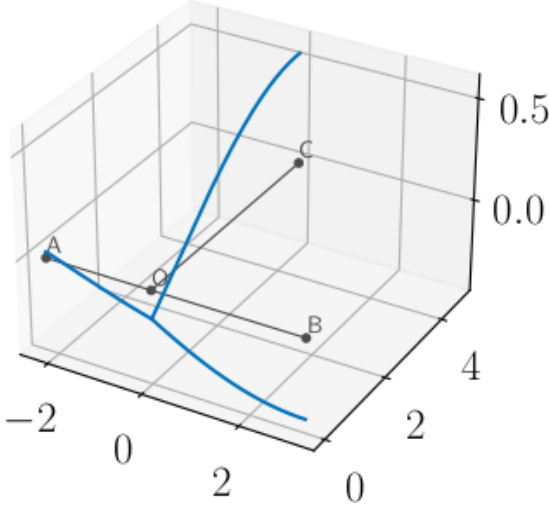
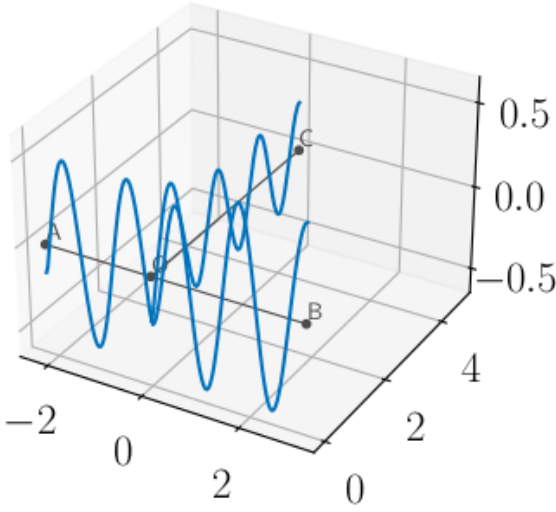
(a) Kirchhoff mode  $\Psi_{\lambda_1}$ .(b) Kirchhoff mode  $\Psi_{\lambda_2}$ .

FIG. 2: First two Kirchhoff eigenmode of the 3-star graph 1.

Numerically solving for  $\det \mathfrak{A}(\lambda_n, \mathbf{0}) = 0$  gives the eigenvalues  $\lambda_n$  of the Kirchhoff modes. This spectrum is complemented with the vertex vector  $\phi_{\lambda_n}$  of quantum graph modes  $n$  (8) obtained from computing the one dimensional null-space of matrix  $\mathfrak{A}(\lambda_n, \mathbf{0})$  (here a 4-vector) which then sets  $\Psi_{\lambda_n}$ . Table I provides the  $\lambda_n$  and  $\phi_{\lambda_n}$  values of the first twenty Kirchhoff modes. Figure 2 illustrates the first two Kirchhoff mode  $\Psi_{\lambda_1}$  and  $\Psi_{\lambda_2}$ , showing as expected an increasing number of minima and maxima as  $\lambda_n$  increases.

Furthermore, imposing the Fourier modes  $\lambda_m^p = m\pi/T_e$  and solving for  $h_m$  such that  $\det \mathfrak{A}(\lambda_m^p, \mathbf{h} = h_m \hat{\mathbf{e}}^0) = 0$ , with vector  $\hat{\mathbf{e}}^0$  being the unit vector on vertex  $v_O = 2$ , permits to find  $\phi_{\lambda_m^p}$  from the null-space of  $\mathfrak{A}(\lambda_m^p, \mathbf{h} = h_m \hat{\mathbf{e}}^0)$  which then provides the Kirchhoff-Robin-Fourier modes  $\Psi_{\lambda_m^p}$ . Table II provides the  $h_m$  values, as well as the  $\lambda_m^p$  and  $\phi_{\lambda_m^p}$  of the first twenty

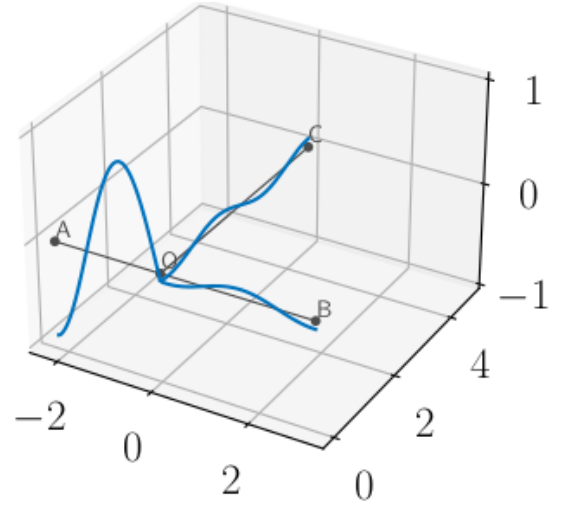
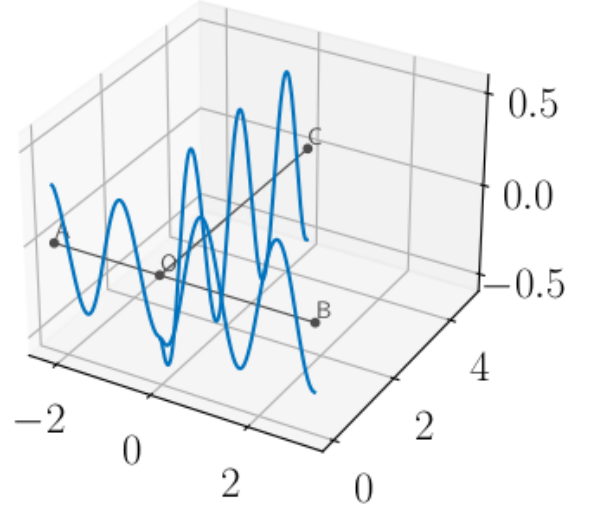
(a) Kirchhoff-Robin-Fourier  $\Psi_{\lambda_1^p}$ .(b) Kirchhoff-Robin-Fourier  $\Psi_{\lambda_2^p}$ .

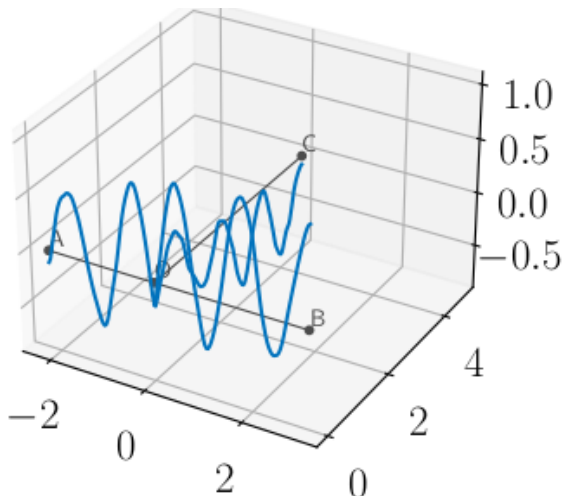
FIG. 3: First two Kirchhoff-Robin-Fourier eigenmode of the 3-star graph 1.

Kirchhoff-Robin-Fourier modes. Figure 3 also illustrates the first two Kirchhoff-Robin-Fourier modes  $\Psi_{\lambda_1^p}$  and  $\Psi_{\lambda_2^p}$  (using the graphs structure of the Python's GraFiDi library [38] nested with NetworkX's one [39]). A pulsed, Gaussian closure law

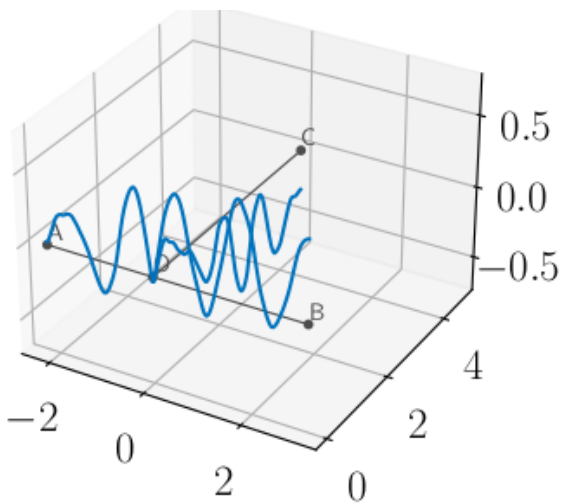
$$P_O(t) = e^{-\frac{(t-t_0)^2}{2\tau_e^2}}, \quad (77)$$

is chosen with  $t_0 = 1$  and  $\tau_e = 0.1$ . This pulsed law is almost zero at  $t = 0$  and  $t = T_e$  (chosen as  $T_e = 4.75$  in figure 4) so that the condition for Fourier serie decomposition over a finite-time interval is met. One can see in figure 4 an example of full-solution computed without and with damping correction. As can be seen, since the closure law is localized in time, it excites a rather larger number of Fourier modes, resulting in a

spatially oscillating solution.



(a) Undamped full solution (27)



(b) Damped full solution (73)

FIG. 4: Comparison between undamped and damped solution at  $t = 3$  for closure law (77) taken for  $t_0 = 1$ ,  $\tau_e = 0.1$ ,  $T_e = 4.75$ .

## VII. DISCUSSION

This contribution has addressed how a finite-time excitation happening within a specific location (called the origin) of the network propagates into it as a wave train. This propagating wave train is decomposed into the stationary waves modes of the metric graph, as classically done in simple cavities. However, since a graph has a complex topology (provided by its adjacency matrix), the stationary modes of vibrations given by the quantum-graph eigenfunction of the Laplacian operator are also complex. However, these quantum-graph modes provide the (infinite dimensional) discrete base for propagating

wave decomposition, as the canonical decomposition of the harmonic-oscillator in quantum mechanics. In the absence of damping mechanism, section III shows how the undamped propagating wave decomposes into two distinct parts : (i) a specific one, leading to the particular part of the stationary-wave decomposition, having its own spectrum of vibration  $\lambda_m^p$  chosen as Fourier modes and eigenfunctions depending on the excitation origin  $\mathbf{x}_O$  and (ii) the natural vibration modes given by the metric-graph's Laplacian eigenfunction, associated with their specific homogeneous spectrum of vibration  $\lambda_n$ . Section III found how the amplitude of the particular part can be deduced from the Fourier-mode decomposition of the finite-time excitation. Furthermore, projection matrix  $\mathbf{\Pi}'$  permits to deduce the natural homogeneous modes amplitude from the particular ones. To our knowledge, these explicit quasi-analytical solutions for the wave train are new. These solutions have then permitted to address several interesting issues.

First, provided that the origin and the finite-time excitation can be changed, it is interesting to find the "optimal" excitation able to feed the natural cavity modes, i.e to produce optimal energy into the natural cavity modes. This question arises since the excitation naturally decomposes into the particular modes, which secondarily transmit their energy to natural modes. Section IV A derives the total energy of the wave inside a metric graph, showing that only the internal part, denoted  $E^I$  is able to feed natural cavity vibrations modes. Looking for optimal conditions for energy transfer between the excitation's Fourier-mode decomposition and the natural cavity mode, section IV B shows that an optimal energy transfer into the  $n$ th natural mode is achieved when the Fourier mode decomposition vector of the triggering  $\mathbf{P}_O$  is co-linear with vector  $\mathbf{\Pi}'^n = \mathbf{\Pi}'^T \cdot \hat{\mathbf{n}}$ . This simple geometrical result permits to consider a mode-to-mode specific triggering, but it is important to stress that this energy transfer can be shaped optimally for a single natural mode only. Also, it is worth mentioning that even if this optimal condition is general for any origin location, it differs for each chosen origin since matrix  $\mathbf{\Pi}'$  depends on the chosen origin  $\mathbf{x}_O$  for the finite-time excitation.

It is also interesting to note that the lowest natural energy modes  $n = 1$ , having eigenvalue  $\lambda_1$  and wave-form  $\Psi_{\lambda_1}$ , a sort of "ground-state" of natural vibrations, could be a natural choice for such optimal harvesting of external triggers. This choice could be justified from the fact that this mode is the less damped one, as now discussed.

Second, analyzing the acoustic damping established in fluid mechanics for the boundary-layer diffusion of axial momentum transfer, section V derives a multi time-scale expansion analysis associated fast time-scale  $\tau$  and long time-scale  $T$  of the wave propagation. This asymptotic framework applied within quantum-graph wave-form decomposition, leads to an explicit analytical result for the leading-order wave propagation damping. This

leading order damping is surprisingly simple, since each mode is exponentially damped over long time-scale  $T$ , with a damping rate directly related to their eigenvalue  $\lambda_n$  and  $\lambda_m^p$ , i.e proportional to  $\sqrt{\lambda_n/2}$  and  $\sqrt{\lambda_m^p/2}$ . This result shows that the higher the energy mode, the higher damping rate. This general theoretical result established within a secularity condition of resonant modes provides a significant long time-scale  $\sqrt{2}/(\sqrt{\lambda_2} - \sqrt{\lambda_1})$  for which all  $n > 1$  modes are damped but for the remaining cavity natural ground state vibration  $n = 1$ . Similarly  $\sqrt{2}/(\sqrt{\lambda_2^p} - \sqrt{\lambda_1^p})$  gives the time-scale for the particular solution ground-state to survive over highest order modes  $m > 1$ . Here again these theoretical results have been established within a general context and apply to any metric graph. They surprisingly generalize the result obtained within a single pipe [21]. They furthermore give a supplementary physical insights for each mode eigenvalue. Since the wave energy of each mode  $E_n^I$  is proportional to its amplitude i.e  $E_n^I = A_n A_n^* a_n a_n^* (\lambda_n^2 + 1)$ , it is thus exponentially decaying for damped waved so that  $E_n^I \sim e^{-\sqrt{2\lambda_n}T}$ . Hence, not only each mode eigenvalue sets the corresponding vibration mode energy level but also its damping rate. This conclusion is obviously specific to the considered hydrodynamic damping model.

Nevertheless, it is known in other area that weak nonlinearities are responsible for wave damping, whereby a small parameter can be considered, e.g spin-wave propagation [22]. Hence, the generic perturbed multi-scale approach proposed in this study might be adapted to other contexts.

### VIII. CONCLUSION

This paper considers a one-dimensional model of wave propagation inside a metric graph, i.e a long wavelength approximation propagation within a network of wire-like connections, triggered by an external event arising at one vertex origin. Even though a general case of (compact and not-multi-graph) graph has been considered a number of analytical results have been established.

It has been found that the external trigger induces two families of secondary waves into the network : (i) an external one specific to the origin location (ii) an internal one provided by the natural modes of the metric graph. Canonical decomposition of the wave modes has been set-up, the amplitude of which have been found explicitly for any finite-time triggering shape. Furthermore, an explicit condition on the finite-time trigger shape has been found, given its origin, in order to obtain an optimal energy transfer into one single internal mode.

Finally, this contribution has analyzed the influence of boundary-layer dissipation on the wave propagation within the network. Within an established damping model for which the wall-shear rate is a time-convolution of the pressure gradient with a diffusion kernel, a multi-

time scale analysis of the wave dynamics has been performed. This analysis has permitted to establish the damping rate of each mode from the secularity condition of resonant modes. The obtained final result is surprisingly simple and general : the damping-rate of each mode is exponential with a corresponding time-decay directly related to the mode's eigenvalue. This results holds for any metric graph and any triggering event origin and shape. Knowing the decaying rates of propagating modes inside the network is a precious information that might benefit further investigations in various physical domains.

## IX. APPENDIX

Three movies are proposed in SM to illustrate the quantum-graph wave within a 3-star metric graph, with (i.e for water hammer small parameter  $\epsilon = 0.1, 0.01$ ) and without damping.

### A. Shear rate derivation

This appendix considers the boundary layer structure of an acoustic wave propagating into a straight pipe along its main axis (which is the metric graph's edge). Whatever the transverse shape of the pipe, this boundary layer is a thin layer described by a re-scaled variable  $y$  ( $y = 0$  at the pipe's wall whereas matching conditions have to be met has  $y \gg 1$ ). Within this layer, even if the fluid pressure does not depends on  $y$  and is the same as in the core of the pipe, this is not the case for the perturbed longitudinal velocity traveling with the wave-front. Albeit the wave-front velocity has a plane-wave structure not varying in the transverse direction, in the layer the velocity varies, because it as to match a no-slip condition at the pipe's wall. Following [21, 28] the dimensionless boundary-layer problem associated with the longitudinal velocity  $w(y, t)$  perturbation within boundary layer thickness is :

$$\left(\frac{\partial}{\partial t} - \frac{\partial^2}{\partial y^2}\right)w = -\frac{\partial}{\partial z}p \quad (78)$$

(78) is a diffusion problem driven by the longitudinal pressure gradient associated with no-slip boundary condition

$$w(y, t)|_{y=0} = 0 \quad (79)$$

The Laplace transform of (78) reads

$$\left(s - \frac{\partial^2}{\partial y^2}\right)\tilde{w} = -\frac{\partial}{\partial z}\tilde{p} \quad (80)$$

The solution for  $\tilde{w}$  with boundary condition (79) is

$$\tilde{w} = -\frac{1}{s} \left(1 - e^{-\sqrt{s}y}\right) \frac{\partial}{\partial z}\tilde{p}. \quad (81)$$

From, (81), one can evaluate the shear-rate

$$\frac{\partial \tilde{w}}{\partial y} = -\frac{\sqrt{s}}{s} e^{-\sqrt{sy}} \frac{\partial}{\partial z} \tilde{p} \quad (82)$$

which, evaluated at  $y = 0$  gives the wall shear-stress

$$\tilde{\tau}_w = \left. \frac{\partial \tilde{w}}{\partial y} \right|_{y=0} = -\frac{\sqrt{s}}{s} \frac{\partial}{\partial z} \tilde{p} \quad (83)$$

### B. Numerical evaluation of Eigen-modes on the 3-star example

$n$	$\lambda_n$	$\mu_n$	$\phi_1$	$\phi_2$	$\phi_3$	$\phi_4$
1	0.3881987759	0.721871103	-0.2964486625	-0.1937941785	-0.5456176736	0.7595152146
2	4.7117467165	0.870663106	0.5961287943	-0.3256461334	0.6541514685	0.3326723804
3	6.3525865114	0.747238735	0.6621539408	0.0605673071	0.0991111588	0.7403112441
4	12.4788910454	0.807255566	0.3962512926	-0.3072388027	-0.7091748792	0.4956412231
5	15.6637713517	0.715622334	0.0250483717	-0.0249778073	-0.7076024501	0.7057247770
6	18.8328225632	0.828397911	-0.4571083665	0.3189075512	-0.7049346172	0.4386537365
7	21.8647164683	0.877339202	-0.7303136021	0.2516560345	0.5482473241	-0.3205248111
8	24.9689545929	0.740647579	-0.6023871790	-0.1364432674	0.2094689958	0.7580472684
9	28.1697479121	0.834695986	0.5045162370	0.4304968982	0.4548185059	0.5943701826
10	28.5032976758	0.817198780	-0.4200833880	-0.4126076818	-0.5436874373	0.5980709143
11	37.6697929771	0.713414664	0.2875184547	0.1521514201	-0.5394990582	0.7766104878
12	39.0342472648	0.767642573	-0.7240653074	0.0258486717	-0.0445497912	0.6878056360
13	40.9700198335	0.788614889	0.7589439659	-0.0675152885	0.1450308764	0.6311986909
14	46.9910214079	0.718634694	0.1655504268	-0.1435465042	0.6484171240	0.7290697433
15	47.6534209076	0.719792691	-0.0764957925	0.0745746258	-0.7114791028	0.6945390596
16	50.3790954261	0.774936991	-0.7289459417	-0.0860765421	0.1039341549	0.6711380889
17	53.5507183138	0.771439486	-0.7173461300	0.0989350844	0.1053306351	0.6815657241
18	56.6752993239	0.822768128	-0.6273590268	-0.3495142650	0.3509945675	-0.6008853831
19	59.8244568982	0.890364225	-0.5139237713	-0.4819467842	-0.5205770943	0.4822957012
20	63.0481713312	0.799147437	0.4084803861	0.3870989844	-0.5340092449	0.6309772395

TABLE I: First 20th Kirchhoff eigenmodes for the 3-star graph illustrated in figure 1 having  $\ell_{21} = 2.211$ ,  $\ell_{23} = 3.111$  and  $\ell_{24} = 4.711$ .

- 
- [1] L. Pauling, The diamagnetic anisotropy of aromatic molecules., J. Chem. Phys. **4** (1936).
- [2] T. Kottos and U. Smilansky, Periodic orbit theory and spectral statistics for quantum graphs, Ann. Phys. **274**, 76 (1999).
- [3] J.-P. Roth, Le spectre du laplacien sur un graphe, in *Colloque de Théorie du Potentiel* (1983) pp. 521–539.
- [4] S. Yalouz, V. Pouthier, and C. Falvo, Exciton-phonon dynamics on complex networks: Comparison between a perturbative approach and exact calculations, Phys. Rev. E **96** (2017).
- [5] T. Kottos and U. Smilansky, Quantum chaos on graphs, Phys. Rev. Lett. **79**, 4794 (1997).
- [6] Y. Dabaghian, Periodic orbit theory and the statistical analysis of scaling quantum graph spectra, Phys. Rev. E. **75** (2007).
- [7] U. Smilansky, Delay-time distribution in the scattering of time-narrow wave packets. (i), J. Phys. A Math. Theor. **50**, 215301 (2017).
- [8] U. Smilansky and H. Schanz, Delay-time distribution in the scattering of time-narrow wave packets (ii)-quantum graphs, J. Phys. A Math. Theor. **51** (2018).
- [9] S. Gnutzmann and D. Waltner, Stationary waves on nonlinear quantum graphs: General framework and canonical perturbation theory, Phys. Rev. E. **93** (2016).
- [10] A. Azovtsev, V and N. A. Pertsev, Excitation of high-frequency magnon modes in magnetoelastic films by short strain pulses, Phys. Rev. Mat. **4** (2020).
- [11] B. Z. Rameshti, S. V. Kusminskiy, J. A. Haigh, K. Usami, D. Lachance-Quirion, Y. Nakamura, C.-M. Hu, H. X. Tang, G. E. W. Bauer, and Y. M. Blanter, Cavity magnonics, Phys. Rep. **979**, 1 (2022).
- [12] A. V. Sekretenko, S. S. Gavrilov, and V. D. Kulakovskii, Polariton-polariton interactions in microcavities under a

$m$	$h_m$	$\lambda_m^p$	$\mu_m^p$	$\phi_1^p$	$\phi_2^p$	$\phi_3^p$	$\phi_4^p$
1	0	0	0.390892211472686	-1/2	-1/2	-1/2	-1/2
2	-5.6761067886	1.0471975512	0.866025403795264	0.9892583868	-0.0807141968	-0.0829455557	0.0892922023
3	27.0707525154	2.0943951024	0.9401125299521663	0.4221005562	-0.4164806859	-0.4659447130	-0.6567118722
4	-0.4290295559	3.1415926536	0.7948670679344159	0.6805666312	0.1651049412	0.2154030627	-0.6805666312
5	6.5175845447	4.1887902048	0.768237183460571	-0.1894893283	-0.1794650216	-0.3001564240	0.9174923551
6	-7.1650559575	5.2359877560	0.6812082204984988	0.6200042387	-0.2462333756	-0.6200042387	-0.4129874246
7	55.5162277169	6.2831853072	0.8350356746495707	-0.1883438974	0.1661741682	0.9494415719	-0.1883438974
8	11.5804687872	7.3303828584	0.8084598283517545	0.1035548983	0.0560357562	-0.9914580544	0.0561008333
9	-33.6097040206	8.3775804096	0.8041075875409945	0.3141919519	0.2494653931	-0.8752580122	-0.2701367193
10	-0.7590488822	9.4247779608	0.8259789365448891	-0.4843748682	0.3248632377	-0.6520934373	0.4843748682
11	34.2980882012	10.4719755120	0.8234497892328267	0.3518424919	-0.2408527596	0.3518424919	0.8333088683
12	55.6965505609	11.5191730632	0.7130645733724921	-0.1814287152	-0.1419481596	0.1701856250	0.9581081329
13	57.2817539194	12.5663706144	0.6680245542586459	-0.6129066270	-0.3413127558	0.3635884154	-0.6129066270
14	224.8175097958	13.6135681656	0.8170393561807747	0.5292125785	-0.4621414754	0.4654542977	0.5382486415
15	-236.9056511100	14.6607657168	0.8676319218284292	-0.8113900188	0.3362202104	-0.3383820281	0.3377866347
16	-177.2636641898	15.7079632679	0.9243109267767916	0.5073295340	0.4773366021	-0.5073295340	-0.5073295340
17	-62.2157763947	16.7551608191	0.8787224758462283	-0.8764906890	-0.2286251516	0.2729761162	-0.3240040928
18	-261.5751276361	17.8023583703	0.9087615809939374	0.2813551634	-0.2766973864	0.4015263996	0.8264710393
19	8.8862900582	18.8495559215	0.7158240806023455	-0.6984669677	0.0700993426	-0.1391900580	-0.6984669677
20	-37.9008804040	19.8967534727	0.7630641138224415	-0.2386874075	-0.2386450053	0.8199840174	-0.4622803198

TABLE II: First 20th Kirchhoff-Robin-Fourier eigenmodes for the 3-star graph illustrated in figure 1 having  $\ell_{21} = 2.211$ ,  $\ell_{23} = 3.111$  and  $\ell_{24} = 4.711$  and  $T_e = 3$

resonant 10 to 100 picosecond pulse excitation, Phys. Rev. B **88** (2013).

- [13] M. Białous, V. Yunko, S. Bauch, M. Ławniczak, B. Dietz, and L. Sirko, Power spectrum analysis and missing level statistics of microwave graphs with violated time reversal invariance, Phys. Rev. Lett. **117**, 144101 (2016).
- [14] V. Yunko, M. Białous, and L. Sirko, Edge switch transformation in microwave networks, Phys. Rev. E **102** (2020).
- [15] A. Rehehmanjiang, M. Richter, U. Kuhl, and H. J. Stoeckmann, Spectra and spectral correlations of microwave graphs with symplectic symmetry, Phys. Rev. E **97** (2018).
- [16] T. Hofmann, J. Lu, U. Kuhl, and H.-J. Stoeckmann, Spectral duality in graphs and microwave networks, Phys. Rev. E **104** (2021).
- [17] W. Zhang, X. Zhang, J. Che, J. Lu, M. Miski-Oglu, and B. Dietz, Experimental study of closed and open microwave waveguide graphs with preserved and partially violated time-reversal invariance, Phys. Rev. E **106** (2022).
- [18] M. Gaio, D. Saxena, J. Bertolotti, D. Pisignano, A. Camposo, and R. Sapienza, A nanophotonic laser on a graph, Nat Commun **10** (2019).
- [19] S. Ma, T. M. Antonsen, and S. M. Anlage, Eigenfunction and eigenmode-spacing statistics in chaotic photonic crystal graphs, Phys. Rev. E **106** (2022).
- [20] M. S. Ghidaoui, M. Zhao, D. A. McInnis, and D. H. Axworthy, A review of water hammer theory and practice, Applied Mechanics Reviews **58**, 49 (2005).
- [21] C. C. Mei and H. Jing, Pressure and wall shear stress in blood hammer - Analytical theory, Mathematical Biosciences **280** (2016).
- [22] A. Barman, G. Gubbiotti, and S. e. a. Ladak, J. Condens. Matter Phys. **33** (2021).
- [23] M. Białous, P. Dulian, A. Sawicki, and L. Sirko, Delay-time distribution in the scattering of short gaussian pulses in microwave networks, Phys. Rev. E **104**, 024223 (2021).
- [24] A. S. Tijsseling, Fluid-structure interaction in liquid-filled pipe systems: a review, J. Fluids Struct. **10**, 109 (1996).
- [25] S. Pal, P. R. Hanmaiahgari, and B. W. Karney, An overview of the numerical approaches to water hammer modelling: The ongoing quest for practical and accurate numerical approaches, Water **13** (2021).
- [26] M. Brio, J. G. Caputo, and H. Kratitz, Spectral solutions of pde's on networks, Applied Numerical Mathematics **172**, 99 (2022).
- [27] P. Freitas, Eigenvalue asymptotics for the damped wave equation on metric graphs, J Differ Equ. **263**, 2780 (2017).
- [28] A. Bayle and F. Plouraboué, Low-mach number asymptotic analysis of Fluid-Structure-Interaction (FSI) pressure waves inside an elastic tube, Eur. J. Mech. B/Fluids. **101**, 59 (2023).
- [29] M. H. Chaudhry, *Applied Hydraulic Transients*, 3rd ed. (Springer-Verlag, 2014).
- [30] P. Kuchment, Quantum graphs: I. some basic structures, Waves Random Complex Media **14**, S107 (2004).
- [31] G. Berkolaiko and P. Kuchment, Dependence of the spectrum of a quantum graph on vertex conditions and edge length, in *Spectral Geometry Proceedings of Symposia in Pure Mathematics*, NordiCHI (American Mathematical Society, Providence, 2017) pp. 117–139.
- [32] G. Berkolaiko, J. B. Kennedy, P. Kurasov, and D. Mugnolo, Surgery principles for the spectral analysis of quantum graphs, Trans Am Math Soc **372**, 5153 (2019).
- [33] A. Bayle and F. Plouraboué, Spectral properties of Fluid-Structure-Interaction pressure/stress waves in liquid filled pipes, Wave Motion **116**, 103081 (2023).



- [34] P. Kurasov and M. Nowaczyk, Inverse spectral problem for quantum graphs, *J. Phys. A: Math. Theor* **38**, 4901 (2005).
- [35] L. Jönsson and M. Larson, Leak detection through hydraulic transient analysis, in *Pipeline systems* (Springer, 1992) pp. 273–286.
- [36] X. Wang, . F. Lambert, A. R. Simpson, J. A. Liggett, and J. P. VitkovskĀce, Leak Detection in Pipelines using the Damping of Fluid Transients, *J. Hydraul. Eng.* **128**, 697 (2002).
- [37] E. J. Hinch, *Perturbation Methods*, Cambridge Texts in Applied Mathematics (Cambridge University Press, 1991).
- [38] C. Besse, R. Duboscq, and S. Le Coz, Numerical Simulations on Nonlinear Quantum Graphs with the GraFiDi Library, *SMAI J. Comput.* **8**, 1 (2022).
- [39] A. A. Hagberg, D. A. Schult, and P. J. Swart, Exploring network structure, dynamics, and function using network, in *Proceedings of the 7th Python in Science Conference (SciPy2008)*, NordiCHI (G. Varoquaux, T. Vaught, and J. Millman (Eds), Pasadena, CA USA, 2008) pp. 11–15.