



HAL
open science

Model checking with generalized Rabin and Fin-less automata

Vincent Bloemen, Alexandre Duret-Lutz, Jaco van De Pol

► **To cite this version:**

Vincent Bloemen, Alexandre Duret-Lutz, Jaco van De Pol. Model checking with generalized Rabin and Fin-less automata. *International Journal on Software Tools for Technology Transfer*, 2019, 21 (3), pp.307–324. 10.1007/s10009-019-00508-4 . hal-04580365

HAL Id: hal-04580365

<https://hal.science/hal-04580365v1>

Submitted on 19 May 2024

HAL is a multi-disciplinary open access archive for the deposit and dissemination of scientific research documents, whether they are published or not. The documents may come from teaching and research institutions in France or abroad, or from public or private research centers.

L'archive ouverte pluridisciplinaire **HAL**, est destinée au dépôt et à la diffusion de documents scientifiques de niveau recherche, publiés ou non, émanant des établissements d'enseignement et de recherche français ou étrangers, des laboratoires publics ou privés.

Model Checking with Generalized Rabin and Fin-less automata

Vincent Bloemen · Alexandre Duret-Lutz · Jaco van de Pol

the date of receipt and acceptance should be inserted later

Abstract In the automata theoretic approach to explicit state LTL model checking, the synchronized product of the model and an automaton that represents the negated formula is checked for emptiness. In practice, a (transition-based generalized) Büchi automaton (TGBA) is used for this procedure.

This paper investigates whether using a more general form of acceptance, namely a transition-based generalized Rabin automaton (TGRA), improves the model checking procedure. TGRAs can have significantly fewer states than TGBAs, however the corresponding emptiness checking procedure is more involved. With recent advances in probabilistic model checking and LTL to TGRA translators, it is only natural to ask whether checking a TGRA directly is more advantageous in practice.

We designed a multi-core TGRA checking algorithm and performed experiments on a subset of the models and formulas from the 2015 Model Checking Contest and generated LTL formulas for models from the BEEM database. While we found little to no improvement by checking TGRAs directly, we show how various aspects of a TGRA's structure influences the model checking performance.

In this paper, we also introduce a Fin-less acceptance condition, which is a disjunction of TGBAs. We show how to convert TGRAs into automata with Fin-less acceptance and show how a TGBA emptiness procedure can be extended to check Fin-less automata.

Keywords Model checking, Explicit state, LTL, ω -automata, on-the-fly, Generalized, Büchi, Rabin, Multi-core, Parallel

1 Introduction

Model Checking. Model checking is a way to ensure that a system modelled by a Kripke Structure K satisfies some behavioural properties expressed as an LTL formula φ . In the automata theoretic approach to LTL model checking [34], the formula φ is first transformed into a Büchi automaton $A_{\neg\varphi}$ capturing forbidden behaviours. This automaton is then synchronized with the system K , and the procedure then amounts to testing whether the language of this synchronized product is empty: $\mathcal{L}(K \otimes A_{\neg\varphi}) = \emptyset$. If the language of the product is non-empty, it means there exists a counterexample: an execution of K that does not satisfy φ .

When performed explicitly (i.e., not using any kind of symbolic representation of those automata) the procedure is limited by the well-known *state-space explosion problem*, where the product automaton $K \otimes A_{\neg\varphi}$ becomes too large to handle.

In what follows, we will focus on the emptiness check procedure, i.e., the algorithm that takes an automaton \mathcal{A} as input, and decides if its language $\mathcal{L}(\mathcal{A})$ is empty. We abstract away that fact that in a model checker \mathcal{A} is a product, but we have to account for the fact that \mathcal{A} can be quite large.

On-the-fly model checking mitigates the state-space memory constraints by only storing the states (not the transitions) encountered during the emptiness check. The search procedure is launched from an initial state. Reachable states are computed on demand via a successor function, and in case a counterexample is detected the search may end well before the entire state-space is explored. A consequence is

V. Bloemen
University of Twente, Enschede, The Netherlands
E-mail: v.bloemen@utwente.nl

A. Duret-Lutz
LRDE, EPITA, Kremlin-Bicêtre, France
E-mail: adl@lrde.epita.fr

J. van de Pol
University of Aarhus, Aarhus, Denmark
E-mail: jaco@cs.au.dk

that in practice emptiness checks rely on *depth-first search* (DFS) exploration [33].

With current hardware systems one can further improve the model checking performance by using multiple cores. This way, the time to model check can be significantly reduced; related work shows that even though the problem is difficult to parallelize, in practice an almost linear improvement with respect to the number of cores can be obtained [20, 16, 32, 8].

Finally a way to reduce the size of the product automaton is to keep the sizes of the system’s state-space and the negated property automaton as small as possible. In particular, smaller property automata can be obtained by using more complex acceptance conditions.

The automata-theoretic approach to LTL model checking is often performed using *Büchi automata* (BAs), or even *transition-based generalized Büchi automata* (TGBAs). TGBAs can be linearly more concise than BAs, resulting in smaller products, and can be emptiness checked using an algorithm that enumerates strongly-connected components (SCCs) at no extra cost compared to SCC-based algorithms on BAs [10].

Our Goal: Emptiness Checks Using Generalized Rabin Automata. For probabilistic model checking, working with deterministic automata is important, as otherwise the resulting product automaton might not be a Markov chain [3]. Since it is well known that not all BAs can be determinized, probabilistic model checkers use *Rabin automata* (RAs) instead. More recently, order-of-magnitude speedups were reported when performing probabilistic model checking using a generalized acceptance condition called *transition-based generalized Rabin Automata* (TGRAs) [9]. Also, there has been a lot of interest into building tools such as LTL3DRA [2] and Rabinizer 3&4 [22, 15, 24] for translating LTL formulas into small deterministic TGRAs.

Our objective is to study whether the speedups observed with TGRAs in probabilistic model checking also hold for non-probabilistic explicit model checking. There are plenty of algorithms for checking BAs and TGBAs (both sequentially and multi-core) [33, 16, 32, 8], however for Rabin acceptance there is only a recent work on a GPU algorithm for checking (non-generalized) RAs [35] and a TGRA checking algorithm for probabilistic model checking [9].

None of these works address our question: in a setting where determinism is not necessary, is there any advantage to using *Transition-based Generalized Rabin Automata* (TGRAs) over *Transition-based Generalized Büchi Automata* (TGBAs)? To do so, we introduce a multi-core emptiness-check procedure for TGRAs. We implement it in LTSMIN [21], and benchmark several model-checking tasks realized using TGRAs or TGBAs.

We should also point out that having an efficient emptiness check for TGRAs has more applications than just model checking, because generalized Rabin acceptance can be thought of as a normal form for any acceptance condition. Such a TGRA emptiness check could therefore be useful to ω -automata libraries such as Spot [12] that work with automata using arbitrary acceptance conditions [1]. In Spot 2.5.2, ω -automata with complex acceptance conditions are first converted into TGBAs before being emptiness-checked.

Two recent tools called LTL3TELA (no publication yet) and De1ag [30], convert LTL formulas into automata with unconstrained acceptance conditions: the acceptance is simply chosen to help the translation into smaller (in the case of LTL3TELA) or deterministic (De1ag) automata. So far it is not clear if these translations can be useful in the context of explicit model checking. By looking at TGRAs, we contribute a partial answer to this question.

This paper is an updated version of an article published in the Spin’17 conference [6]. We extend that previous work in two ways.

First, in this paper we also introduce a *Fin-less* acceptance condition, which is a disjunction of TGBAs. We show how a TGBA emptiness procedure can be trivially extended to support Fin-less acceptance and we empirically compare how automata with a Fin-less acceptance relate to TGBA and TGRA in terms of model checking performance.

Second, we extend the set of experiments to include benchmark models from the BEEM database [31], accompanied by randomly generated LTL formulas (obtained from [4]). In total, more than 3,000 model and formula combinations were added. We observed that the TGRAs generated from these formulas have a more complex structure compared to the ones from prior experiments. Experiments show how this affects the relative performance of checking TGRAs versus TGBAs. We also provide a more detailed analysis of the results.

Overview. The remainder of the paper is structured as follows. We provide preliminaries in Section 2 and present our algorithm in Section 3. We discuss related work in Section 4. Implementation details and experiments are discussed in Section 5 and we conclude in Section 6.

2 Preliminaries

We define ω -automata using acceptance conditions that are positive Boolean formulas over terms like $\text{Fin}(T)$ (the transitions in T should be seen finitely often) or $\text{Inf}(T)$ (infinitely often). This convention, inspired from the HOA format [1] allows us to express all traditional acceptance conditions, and is similar to the formalism used by Emerson & Lei 30 years ago [14] using state-based acceptance.

Table 1: Acceptance condition formulas corresponding to classical names. F_i and I_i denote sets of transitions.

(B) Büchi	$\text{Inf}(I_1)$
(GB) generalized-Büchi	$\bigwedge_i \text{Inf}(I_i)$
(C) co-Büchi	$\text{Fin}(F_1)$
(R) Rabin	$\bigvee_i \text{Fin}(F_i) \wedge \text{Inf}(I_i)$
(GR) generalized-Rabin	$\bigvee_i \text{Fin}(F_i) \wedge \text{Inf}(I_1^i) \wedge \text{Inf}(I_2^i) \wedge \dots \wedge \text{Inf}(I_{p_i}^i)$
(FL) Fin-less	$\bigvee_i \text{Inf}(I_1^i) \wedge \text{Inf}(I_2^i) \wedge \dots \wedge \text{Inf}(I_{p_i}^i)$
(EL) Emerson-Lei	any positive formula of $\text{Fin}(F_i)$ and $\text{Inf}(I_i)$

Definition 1 (TELA) A transition-based Emerson-Lei automaton (TELA) is a tuple $\mathcal{A} = (\Sigma, Q, q_0, \delta, \text{Acc})$ where Σ is an alphabet, Q is a finite set of states, $q_0 \in Q$ is the initial state, $\delta \subseteq Q \times \Sigma \times Q$ is a transition relation, Acc is a positive Boolean function over terms of the form $\text{Fin}(T)$ or $\text{Inf}(T)$ for any subset $T \subseteq \delta$. For a transition $t \in \delta$ we note t^s its source, t^ℓ its label, and t^d its destination: $t = (t^s, t^\ell, t^d)$.

Runs of \mathcal{A} are infinite sequences of consecutive transitions:

$$\text{Runs}(\mathcal{A}) = \{\rho \in \delta^\omega \mid \rho(0)^s = q_0 \wedge \forall i \geq 0 : \rho(i)^d = \rho(i+1)^s\}$$

The acceptance of a run ρ is defined by evaluating the acceptance condition Acc over ρ such that:

- $\text{Fin}(T)$ is true iff all the transitions in T occur finitely often in ρ .
- $\text{Inf}(T)$ is true iff some transitions in T occurs infinitely often in ρ .

Let $\rho^\ell \in \Sigma^\omega$ be the word recognized by a run $\rho \in \text{Runs}(\mathcal{A})$ defined by $\rho^\ell(i) = \rho(i)^\ell$ for all $i \geq 0$. The language of \mathcal{A} , denoted $\mathcal{L}(\mathcal{A})$, is the set of all words ρ^ℓ recognized by some accepting run ρ .

Some shape of acceptance conditions Acc are given names, as shown in Table 1. We use the abbreviation TXA, where X is any value of the first column of Table 1, to denote a TELA whose acceptance condition has the shape given in the last column.

For instance, a Transition-based Generalized Büchi Automaton (TGBA) is a TELA where $\text{Acc} = \text{Inf}(T_1) \wedge \text{Inf}(T_2) \wedge \dots \wedge \text{Inf}(T_n)$ for some n , meaning that any accepting run has to visit infinitely often one transition from each set T_i .

As an example, automaton \mathcal{A}_1 from Figure 1 represents a TGBA for the formula $\text{GF}a \wedge \text{GF}b$. Here, transitions are labelled by all possible assignments of a and b , i.e., elements of $\Sigma = \{\bar{a}\bar{b}, \bar{a}b, a\bar{b}, ab\}$ (\bar{a} denotes the negation of a), and transitions are also *marked* using $\textcircled{0}$ and $\textcircled{1}$ to denote their membership to the sets used in the acceptance condition. A run of \mathcal{A}_1 is accepted if it visits both *acceptance marks* $\textcircled{0}$ and $\textcircled{1}$ infinitely often.

A Transition-based Generalized Rabin Automaton (TGRA) is a TELA where Acc has the form $\bigvee_{i=1}^n (\text{Fin}(F_i) \wedge \text{Inf}(I_1^i) \wedge \text{Inf}(I_2^i) \wedge \dots \wedge \text{Inf}(I_{p_i}^i))$ for some values of n , and

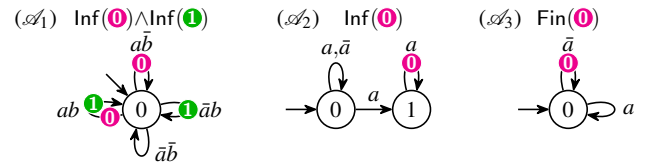


Fig. 1: (\mathcal{A}_1) a deterministic transition-based generalized Büchi automaton recognizing $\text{GF}a \wedge \text{GF}b$. (\mathcal{A}_2) a non-deterministic transition-based Büchi automaton recognizing $\text{FG}a$. (\mathcal{A}_3) a deterministic transition-based co-Büchi automaton recognizing $\text{FG}a$.

p_1, p_2, \dots, p_n . This is a generalization of Rabin acceptance in the sense that in Rabin acceptance $p_i = 1$ for all i . Each conjunctive clause of the form $\text{Fin}(F_i) \wedge \text{Inf}(I_1^i) \wedge \text{Inf}(I_2^i) \wedge \dots \wedge \text{Inf}(I_{p_i}^i)$ is called a transition-based generalized Rabin pair (TGRP). A transition-based co-Büchi automaton is a TGRA with $n = 1$ and $p_1 = 0$; co-Büchi acceptance consists of a single clause of the form $\text{Fin}(F_1)$.

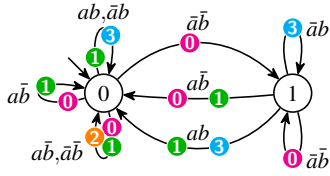
The two automata \mathcal{A}_2 and \mathcal{A}_3 from Figure 1 represent the formula $\text{FG}a$ using the alphabet $\Sigma = \{\bar{a}, a\}$ and different acceptance conditions: \mathcal{A}_2 is a Transition-based Büchi Automaton while \mathcal{A}_3 is a Transition-based co-Büchi Automaton. Both automata are minimal in their number of states and illustrate that allowing Fin acceptance can reduce the size of an automaton. Moreover, \mathcal{A}_3 is a deterministic automaton, whereas no equivalent deterministic BA exists.

Figure 2 depicts a deterministic TGRA (\mathcal{A}_4) and a non-deterministic TGBA (\mathcal{A}_5), both representing the property $\text{FG}(Fa \cup b)$. \mathcal{A}_4 is accepting if either $\textcircled{1}$ is visited infinitely often without visiting $\textcircled{0}$ infinitely often, or if $\textcircled{2}$ is visited finitely often and both $\textcircled{1}$ and $\textcircled{3}$ are visited infinitely often. Only one of the two TGRPs has to be satisfied. In this case, by comparing \mathcal{A}_4 and \mathcal{A}_5 we can (again) observe that Fin acceptance aids in reducing the size of the automaton.

Since generalized Rabin acceptance is just a disjunction of TGRPs, it can serve as a normal form for any acceptance condition. Any acceptance condition can be converted into generalized Rabin acceptance by distributing \wedge over \vee to obtain a disjunctive normal form, and then replacing any conjunctive clause of the form $\text{Fin}(F^1) \wedge \text{Fin}(F^2) \wedge \dots \wedge \text{Fin}(F^m) \wedge \text{Inf}(I^1) \wedge \text{Inf}(I^2) \wedge \dots \wedge \text{Inf}(I^p)$ by the TGRP $\text{Fin}(\bigcup_{i=1}^m F^i) \wedge \text{Inf}(I^1) \wedge \text{Inf}(I^2) \wedge \dots \wedge \text{Inf}(I^p)$. This conversion can be done without changing the transition structure of the automaton; but the downside is that it may introduce an exponential number of TGRPs.

Strongly-connected components (SCCs) are usually defined as maximal with respect to inclusion, but this extra constraint is not always desirable in an emptiness check, where we are just looking for one accepting cycle. We therefore use the terms *partial SCC* and *maximal SCC* when we need to be specific.

$$(\mathcal{A}_4) \quad (\text{Fin}(\mathbf{0}) \wedge \text{Inf}(\mathbf{1})) \vee (\text{Fin}(\mathbf{2}) \wedge \text{Inf}(\mathbf{1}) \wedge \text{Inf}(\mathbf{3}))$$



$$(\mathcal{A}_5) \quad \text{Inf}(\mathbf{0}) \wedge \text{Inf}(\mathbf{1})$$

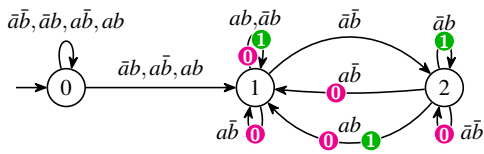


Fig. 2: Two automata recognizing $\text{FG}((Fa)Ub)$. (\mathcal{A}_4) a non-deterministic transition-based generalized-rabin automaton with two pairs. (\mathcal{A}_5) a non-deterministic transition-based generalized Büchi automaton.

Definition 2 (SCC) Given a TELA of the form $\mathcal{A} = (\Sigma, Q, q_0, \delta, \text{Acc})$, a *partial Strongly Connected Component (partial SCC)* is a pair $C := (C_Q, C_\delta) \in 2^Q \times 2^\delta$ with $C_Q \neq \emptyset$ such that any ordered pair of states of C_Q can be connected by a sequence of consecutive transitions from C_δ . We say that C is a *maximal SCC* if C is maximal with respect to inclusion, thus the case where both C_Q and C_δ cannot be extended without losing strong connectivity. An SCC is called *trivial* if $C_\delta = \emptyset$, and hence C_Q consists of a single state.

In a TGBA whose acceptance condition has n acceptance sets of the form $\text{Inf}(T_1) \wedge \dots \wedge \text{Inf}(T_n)$, finding an accepting run boils down to searching for a trace from the initial state to a reachable partial SCC C for which $\forall_{1 \leq i \leq n} : T_i \cap C_\delta \neq \emptyset$ holds, i.e., a partial SCC that intersects each acceptance set.

In a TGRA, an accepting run has to satisfy one TGRP. A TGRP $\text{Fin}(F) \wedge \text{Inf}(I^1) \wedge \text{Inf}(I^2) \wedge \dots \wedge \text{Inf}(I^p)$ has an accepting run if there is a trace from the initial state to a reachable partial SCC C with $F \cap C_\delta = \emptyset$ and $I_i \cap C_\delta \neq \emptyset$ for all $1 \leq i \leq p$. In other words a partial SCC that contains a transition from every Inf set and no transition from the Fin set.

Note that in the case of a TGBA, it is always valid to replace the search for a *partial* SCC intersecting all acceptance sets by the search for a *maximal* SCC intersecting these sets. However this cannot be done when the acceptance condition uses Fin sets. For instance consider the automaton \mathcal{A}_4 in Figure 2 checked against the TGRP $\text{Fin}(\mathbf{0}) \wedge \text{Inf}(\mathbf{1})$: the automaton has a unique maximal SCC, consisting of both states and every transition, which does not satisfy $\mathbf{0} \cap C_\delta = \emptyset \wedge \mathbf{1} \cap C_\delta \neq \emptyset$. However, those constraints hold on the partial SCC that consists of state 0 and the loop above it. For this reason our algorithm will build partial SCCs that do not include transitions labelled by Fin sets.

$$(\mathcal{B}_4) \quad \text{Inf}(\mathbf{1}) \vee (\text{Inf}(\mathbf{1}) \wedge \text{Inf}(\mathbf{3}))$$

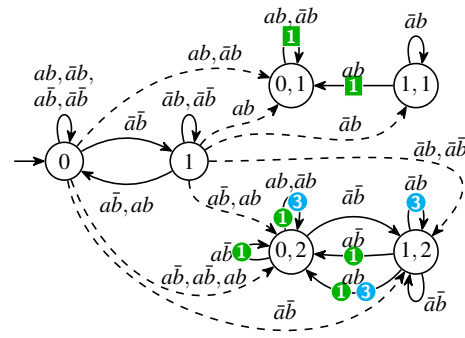


Fig. 3: Application of Proposition 1 to transform the TGRA \mathcal{A}_4 of Figure 2 into a TFLA \mathcal{B}_4 . The dashed transitions correspond to non-deterministic jumps added to some copies of the original automaton. Each copy handles one generalized Rabin pair of the original acceptance condition. In the original acceptance $\mathbf{1}$ was used in both pairs, but since Proposition 1 creates a different set of each use, we distinguish these two sets with $\mathbf{1}$ and $\mathbf{1}$ here.

At the cost of introducing non-determinism, any generalized Rabin automaton can be converted into what we have called Fin-less automaton¹ (TFLA) in Table 1.

Proposition 1 (Fin-removal) Given a TGRA $\mathcal{A} = (\Sigma, Q, q_0, \delta, \bigvee_{i=1}^n \text{Fin}(F_i) \wedge \text{Inf}(I_i^1) \wedge \text{Inf}(I_i^2) \wedge \dots \wedge \text{Inf}(I_i^{p_i}))$, the TFLA $\mathcal{B} = (\Sigma, Q', q_0, \delta', \bigvee_{i=1}^n \text{Inf}(J_i^1) \wedge \text{Inf}(J_i^2) \wedge \dots \wedge \text{Inf}(J_i^{p_i}))$ where:

- $Q' = Q \cup Q \times \{1, 2, \dots, n\}$
- $\delta' = \delta$
- $\cup \{(t^s, t^\ell, (t^d, i)) \mid i \in \{1, 2, \dots, n\} \wedge t \in (\delta \setminus F_i)\}$
- $\cup \{((t^s, i), t^\ell, (t^d, i)) \mid i \in \{1, 2, \dots, n\} \wedge t \in (\delta \setminus F_i)\}$
- $J_i^j = \{(t^s, i), t^\ell, (t^d, i) \mid t \in (I_i^j \setminus F_i)\}$ for $i \in \{1, 2, \dots, n\}$ and $j \in \{1, 2, \dots, p_i\}$

is such that $\mathcal{L}(\mathcal{A}) = \mathcal{L}(\mathcal{B})$.

Any accepting run of \mathcal{A} will eventually reach a point where all the transitions it visited satisfy one of the generalized Rabin pairs. The above construction, illustrated by Figure 3, works by introducing non-determinism to guess this point and the pair satisfied. The non-deterministic transitions (pictured with dashed lines) connect to clones of the original automaton², in which taking the transitions of F_i (for pair i) is forbidden from now on, and the acceptance

¹ Strictly speaking, a Fin-less automaton could use any formula using only Inf terms. We assume that the formula is under disjunctive normal form for simplicity and because this is what the construction of Proposition 1 produces.

² When implementing this construction, the number of non-deterministic jumps can be reduced: only one such jump is needed per cycle of the sub-automaton created for each generalized Rabin pair.

condition is set so that the other Inf sets still have to be visited infinitely often.

Given a TFLA \mathcal{B} with acceptance $\bigvee_{i=1}^n \text{Inf}(J_i^1) \wedge \text{Inf}(J_i^2) \wedge \dots \wedge \text{Inf}(J_i^{p_i})$, an accepting run has to satisfy one Inf conjunction. This means that there is an accepting run if, for some $1 \leq i \leq n$, there is a trace from the initial state to a reachable partial SCC C such that $J_i^k \cap C_\delta \neq \emptyset$, for all $1 \leq k \leq p_i$.

A TGBA checking algorithm can be easily extended to also check for TFLA emptiness. This is achieved by tracking all acceptance sets in each found partial SCC. Thus, given the automaton \mathcal{B}_4 , we would track whether ①, ②, and ③ have a non-empty intersection in each SCC C . Then, when checking whether a partial SCC C contains an accepting cycle, the algorithm iterates over $1 \leq i \leq n$ to search for an i such that $J_i^k \cap C_\delta \neq \emptyset$ holds for all $1 \leq k \leq p_i$. Note that, as with the case for TGBAs, it is also always valid to only check for *maximal* SCCs instead of *partial* SCCs.

The Fin-removal construction procedure, in combination with the extended TGBA emptiness checking algorithm, could be regarded as a method for checking TGRAs. In fact, the non-determinism introduced by the Fin-removal construction is very similar to non-deterministically choosing to check for one of the TGRPs. An accepting run on a TFLA starts by first forming a trace from the initial state of a TGRA to an arbitrary state in the TGRA. Then, a non-deterministic choice is made to decide which TGRP will be checked. Finally, the trace is continued to a reachable partial SCC that does not contain any Fin transitions from the chosen TGRP. Note that this accepting run is also accepting in the corresponding TGRA. The downsides of using the Fin-removal construction are that it introduces non-determinism in the automaton, and it linearly increases the size of the automaton (in the number of TGRPs).

3 Algorithm for TGRA emptiness

In this section, we present a direct algorithm for checking emptiness on TGRAs, without removing Fin sets first. We start by splitting up the TGRA acceptance into individual TGRPs, and show how these can be checked.

3.1 Checking Rabin Pairs

Checking TGRAs can be achieved by checking each Rabin pair separately, as shown in Algorithm 1. In case an accepting cycle is found by TGRPACC, that sub-procedure should report Acc and exit. Thus, in case none of the TGRPACC sub-procedures report acceptance, the algorithm returns with No_Acc. The TGRPACC procedure itself will be explained later.

Algorithm 1: Checking TGRA by checking TGRPs.

```

1 function TGRACHECK ( $Q, q_0, \text{TGRA} = \{\text{TGRP}_1, \dots, \text{TGRP}_n\}$ )
2   forall  $i \in \{1, \dots, n\}$  do
3     TGRPACC( $Q, q_0, \text{TGRP}_i$ )
4   return No_Acc // No TGRPACC call reported Acc

```

We assume that prior to each TGRPACC call, we have no knowledge on the individual TGRPs and therefore treat them equally and separately. In theory, this assumption may lead to missed opportunities, for example, if $\text{TGRP}_1 = \text{TGRP}_2$. Even an overlap in the Fin and/or Inf fragments of the TGRPs might offer an opportunity to combine gained information.

3.2 TGRP Checking Algorithm

Throughout this section we consider checking a TGRP with acceptance of the form $\text{Acc} = (F, \{I^1, \dots, I^p\})$. We note that a TGRP can be seen as an extension of a TGBA, in which a Fin constraint is added. The algorithm that we propose is an extension of the best parallel algorithm for checking TGBAs that we know [7, 8]. We present the algorithm's sequential execution and show how it can be parallelized.

Abstract idea of the algorithm. The general idea of the algorithm, which we present in Algorithm 3 (a simplified version of the algorithm is given in Algorithm 2), is to perform an SCC decomposition of the automaton without allowing any F transitions from being part of the SCCs. As a result, we obtain SCCs that contain all edges except those in F . Formally, we have that each SCC C is a partial SCC of \mathcal{A} that is maximal on the TGRP $\mathcal{A}_{\delta \setminus F} := (\Sigma, Q, q_0, \delta \setminus F, \text{Acc})$. C is an accepting SCC if $C_\delta \cap I^i \neq \emptyset$ for each $1 \leq i \leq p$, i.e., C contains transitions such that every I^i can be visited infinitely often. By definition of $\mathcal{A}_{\delta \setminus F}$, we have that $C_\delta \cap F = \emptyset$. If C is also reachable from q_0 via transitions from δ (including F transitions), it can be reported that a counterexample exists.

Preventing F transitions from being considered. The algorithm detects the aforementioned 'constrained' SCCs in linear time and in an on-the-fly setting, without relying on visiting states multiple times³. It does so by performing a constrained SCC decomposition of \mathcal{A} from q_0 . Once a transition $t = (t^s, t^\ell, t^d) \in F$ is encountered, state t^d is stored in a so-called Fstates set and t is further disregarded since t cannot appear in any accepting cycle. Once this search is finished, all states are marked as Dead and all SCCs are decomposed on the automaton \mathcal{A}' , which is formed by a

³ The parallel search is based on swarmed verification, making it unlikely that states are visited only once in practice, but in theory and in a sequential setting this is not necessary for correctness.

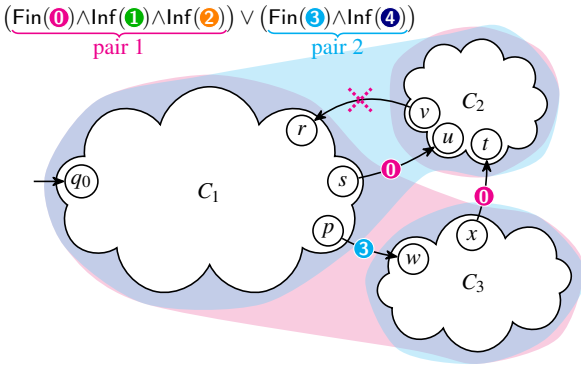


Fig. 4: Example of running an emptiness check on an TGRA with two pairs. C_1 , C_2 , and C_3 represent components (not necessarily strongly connected) that do not contain any transition in the sets $\textcircled{1}$ or $\textcircled{3}$. Workers doing the emptiness check for the first pair will first explore $C_1 \cup C_3$, attempting to find a cycle satisfying $\text{Inf}(\textcircled{1}) \wedge \text{Inf}(\textcircled{2})$ without crossing the $\textcircled{1}$ -transitions leading to u and t . If no accepting cycles are found, they will continue their exploration in C_2 , starting in states u and v , and ignoring all transitions going back to $C_1 \cup C_3$. Workers doing the emptiness for the second pair, will similarly first look for cycles satisfying $\text{Inf}(\textcircled{4})$ in $C_1 \cup C_2$, postponing the exploration of C_3 that is only accessible via a $\textcircled{3}$ -transition.

reachability from q_0 over the transitions $\delta \setminus F$. In case a non-trivial SCC contains transitions from all I^i sets we have detected a counterexample. Otherwise, we pick a state s from the $Fstates$ set and consider the following two cases:

1. s is marked Dead, meaning that it was added to $Fstates$ but it was also reachable in \mathcal{A}' (without taking any F transitions). Thus, we have already explored this state and can ignore it.
2. s is not marked Dead, meaning that s is not part of \mathcal{A}' and we launch a new SCC decomposition from s .

The search procedure is illustrated in Figure 4. Here, two TGRPs are checked separately. Note that due to the way how $\textcircled{1}$ and $\textcircled{3}$ are located in the automaton, the initial searches for the first and second pair lead to different components. The search for pair 1 detects $\mathcal{A}'_1 = C_1 \cup C_3$ (avoiding $\textcircled{1}$) and the search for pair 2 detects $\mathcal{A}'_2 = C_1 \cup C_2$ (avoiding $\textcircled{3}$). Consider the search for pair 1. After the initial search it found the $Fstates$ u and t . Both have not been explored so suppose that u is arbitrarily chosen as a ‘new’ initial state. We assume that the search from u visits all states in C_2^4 . If we now find the edge from v to r , thus from C_2 to C_1 , we should

⁴ Consider for example what happens when there is no path from u to t . After the search for u ends, all reachable states from u are marked Dead and the search from t is started. Once it observes a Dead state it will not continue searching that state, hence no redundant states are explored.

not report an accepting cycle as it would contain the $\textcircled{1}$ mark. This is guaranteed, since the search from u is initiated *after* the search from q_0 is complete; so r is already marked Dead and thus ignored. In fact, even when we allow the search from u to start before all states in $C_1 \cup C_3$ are marked Dead it may in the worst case only add redundant explorations. This is because the edge from s to u is not included as an edge in the SCC decomposition and hence no cycle can be formed with a $\textcircled{1}$ mark.

Algorithm 2: Simplified algorithm for one TGRP.

```

1 Visited := Dead := Fstates :=  $\emptyset$  // Initializing sets
2 function TGRPAccSimple( $Q, s, TGRP = (F_M, \mathcal{S}_M)$ )
3   Visited := Visited  $\cup$   $s$  // Mark  $s$  as visited
4   forall ( $acc_t, t$ )  $\in$  suc( $s$ ) do // Explore successors
5     // Ignore fully explored (Dead) states
6     if  $t \in Dead$  then continue
7     else if  $t \notin Visited$  then // Unseen state  $t$ 
8       // Store  $F$  transitions for later
9       if  $acc_t \cap F_M \neq \emptyset$  then Fstates.addState( $t$ )
10      else // recursively explore otherwise
11        TGRPAccSimple( $Q, t, TGRP$ )
12      // If visited before, we found a cycle
13      else if  $acc_t \cap F_M = \emptyset$  then // No  $F$  transition
14        Unite acc sets and combine acc sets on cycle
15        if  $\mathcal{S}_M = \text{'combined acc set'}$  then
16          report Acc and exit // Accepting cycle
17  Dead := Dead  $\cup$   $s$  // Explored  $s$ , mark  $s$  as Dead
18  // If backtracking from the 'initial' state
19  if Dead = Visited then
20    if  $\neg Fstates.isEmpty()$  then // Stored  $F$  states
21       $f := Fstates.pickState()$  // Try next one
22      TGRPAccSimple( $Q, f, TGRP$ ) // New search
23    else exit // No accepting cycle found

```

Simplified algorithm. In Algorithm 2 we present a simplified version of the TGRP checking algorithm. The function should be initially called with $s := q_0$ and it recursively explores the graph in a depth-first order. A state is marked visited, then its successors are processed, then the state is explored and it gets marked Dead. All Dead states are ignored when processing successors. If the successor t has not been visited yet, depending on whether it is reached via an F transition, we either store it in the $Fstates$ set, or we recursively explore the state. If t has been visited before and it is not reached via an F transition, then we detected a cycle. We then want to combine the states and transition marks on this cycle to check if this is an accepting cycle. Once the initial state is fully explored, we check if there are stored states in $Fstates$, and if so, we start searching from these states until we processed the entire state-space.

Data Structures. To represent the Fin and Inf fragments of a TGRP, we use a set of accepting marks per transition. We

assign a unique mark to each F and I^i set, for $1 \leq i \leq p$, and refer to these marks with F_M and I_M^i . We denote the set of all lnf marks by \mathcal{S}_M , i.e., $\mathcal{S}_M := \bigcup_{1 \leq i \leq p} I_M^i$. The complete set of markings M is thus defined as $M := \{F_M, I_M^0, \dots, I_M^p\}$. Each transition t is associated to a set of acceptance marks $\text{acc} \subseteq M$, indicating whether $t \in F$ or $t \in I^i$ for $1 \leq i \leq p$.

We define \mathcal{S} as a mapping from states to pairs, consisting of a set of states and a set of marks. Thus $\mathcal{S}(s) = (\text{states}, \text{acc})$ and formally, $\mathcal{S}: Q \rightarrow 2^Q \times 2^M$. By implementing \mathcal{S} with a union-find structure, we can maintain the following invariant at all times:

$$\forall u, v \in Q: u \in \mathcal{S}(v).\text{states} \Leftrightarrow \mathcal{S}(v) = \mathcal{S}(u)$$

This further implies that every state is part of exactly one set of states. In the algorithm, we use \mathcal{S} to associate each state u to its partial SCC that contains the states $\mathcal{S}(u).\text{states}$ and visits all the marks in $\mathcal{S}(u).\text{acc}$. \mathcal{S} pairs can be combined using a `Unite` function. We use an example to illustrate \mathcal{S} and the `Unite` function. Let $\mathcal{S}(u) := (\{u, w\}, \{F_M\})$ and $\mathcal{S}(v) := (\{v\}, \{F_M, I_M^1\})$, we can use the `Unite` function to combine the two structures. After calling `Unite`(\mathcal{S}, u, v) we have $\mathcal{S}(u) = \mathcal{S}(v) = (\{u, v, w\}, \{F_M, I_M^1\})$, while keeping all other mappings the same. For more details on this structure, we refer to Bloemen et al. [7]. We use an additional function `AddAcc` to ‘add’ (the union of) acceptance marks to the set, thus `AddAcc`($\mathcal{S}, v, \{I_M^1, I_M^2\}$) will ensure that $\mathcal{S}(v).\text{acc}$ becomes $\{F_M, I_M^1, I_M^2\}$.

The `Fstates` structure is implemented as a cyclic list that contains all states added to the list (by means of `Fstates.addState`). `Fstates.pickState` returns a state from the list, in case the list is nonempty. Finally, states are removed from the list by calling `Fstates.removeState`. For efficient list containment and to avoid duplicated states from being added, we store the list on top of an array, in which the elements point to each other.

Detailed Algorithm. The detailed sequential algorithm for checking a TGRP is presented in Algorithm 3. We repeatedly perform SCC decompositions, using Dijkstra’s algorithm [11]. To this end, we will maintain a stack R , which can be regarded as an extension to the *roots* stack from Dijkstra’s SCC algorithm [11].

First, all data structures are initialized in lines 2-5. Then, the algorithm continuously picks a state s (initially q_0) and calls the `TGRPACCRECUR` procedure. After the `TGRPACCRECUR` is finished, s is removed from the `Fstates` list and a new state is picked from the list. If the list is empty, then the complete state-space must have been visited and since no `Acc` was reported, we can conclude that no counterexample exists for this TGRP.

In the `TGRPACCRECUR` procedure, state s is marked as visited and pushed on top of the R stack, along with the accompanying acceptance set acc_s (note that since there is

Algorithm 3: Algorithm for checking a TGRP.

```

1 function TGRPACC ( $Q, q_0, \text{TGRP} = (F_M, \mathcal{S}_M)$ )
2    $\forall s \in Q: \mathcal{S}(s) := (\{s\}, \emptyset)$  // Initialize map
3   Visited := Dead :=  $\emptyset$  // Sets
4    $R := \emptyset$  // Roots stack of ( $\text{acc}, \text{state}$ ) pairs
5   Fstates :=  $\{q_0\}$  // Cyclic list of init states
6   while  $\neg \text{Fstates.isEmpty}()$  do
7      $s := \text{Fstates.pickState}()$ 
8     if  $s \notin \text{Dead}$  then TGRPACCRECUR( $\emptyset, s$ )
9     Fstates.removeState( $s$ )
10  return // No Acc got reported in the search
11  function TGRPACCRECUR ( $\text{acc}_s, s$ )
12    Visited := Visited  $\cup \{s\}$ 
13     $R.\text{push}(\text{acc}_s, s)$ 
14    forall  $(\text{acc}_t, t) \in \text{succ}(s)$  do
15      if  $t \in \text{Dead}$  then continue // Explored
16      else if  $t \notin \text{Visited}$  then // ‘New’ state
17        if  $\text{acc}_t \cap F_M \neq \emptyset$  then // Avoid F
18          Fstates.addState( $t$ )
19          else TGRPACCRECUR( $\text{acc}_t, t$ )
20      else if  $\text{acc}_t \cap F_M = \emptyset$  then // Cycle
21        while  $\mathcal{S}(s) \neq \mathcal{S}(t)$  do
22           $(\text{acc}_r, r) := R.\text{pop}()$ 
23          Unite( $\mathcal{S}, r, R.\text{top}().\text{state}$ )
24          AddAcc( $\mathcal{S}, r, \text{acc}_r$ )
25          AddAcc( $\mathcal{S}, s, \text{acc}_t$ ) // Add  $\text{acc}_t$  to  $\mathcal{S}(s)$ 
26          if  $\mathcal{S}_M = \mathcal{S}(s).\text{acc}$  then // Acc. cycle
27            report Acc and exit
28      if  $s = R.\text{top}()$  then // Completed SCC
29        Dead := Dead  $\cup \mathcal{S}(s).\text{states}$ 
30         $R.\text{pop}()$ 

```

no transition to the initial state, the empty set is given in line 8). All successors of s are considered in lines 14-27. For each successor t we consider three cases:

- $t \in \text{Dead}$ (line 15), this implies that t has already been completely explored and can thus be disregarded.
- t is unvisited (lines 16-19), meaning that t has not been encountered yet. If t is part of the Fin set, we add it to the `Fstates` list and ignore it for the current search. Otherwise, we recursively search t .
- t is not Dead but it has been visited before (lines 20-27). This implies that there is some state r' on the R stack such that $t \in \mathcal{S}(r').\text{states}$ and hence a cycle can be formed. The algorithm then continuously takes the top two states from the R stack and unites them (and adds the acceptance mark) until $\mathcal{S}(s)$ and $\mathcal{S}(t)$ are the same. Finally, the acceptance marks from acc_t are added. At line 26, $\mathcal{S}(s)$ contains all states in the cycle from s to t and forms a partial SCC. $\mathcal{S}(s)$ is then checked if it contains all lnf acceptance marks. If so, an accepting SCC is found and is reported.

After all successors are explored, the algorithm backtracks. In case s equals the top of the R stack (line 28), s is the last state of the SCC and the entire SCC is marked as being fully explored by marking it as `Dead`.

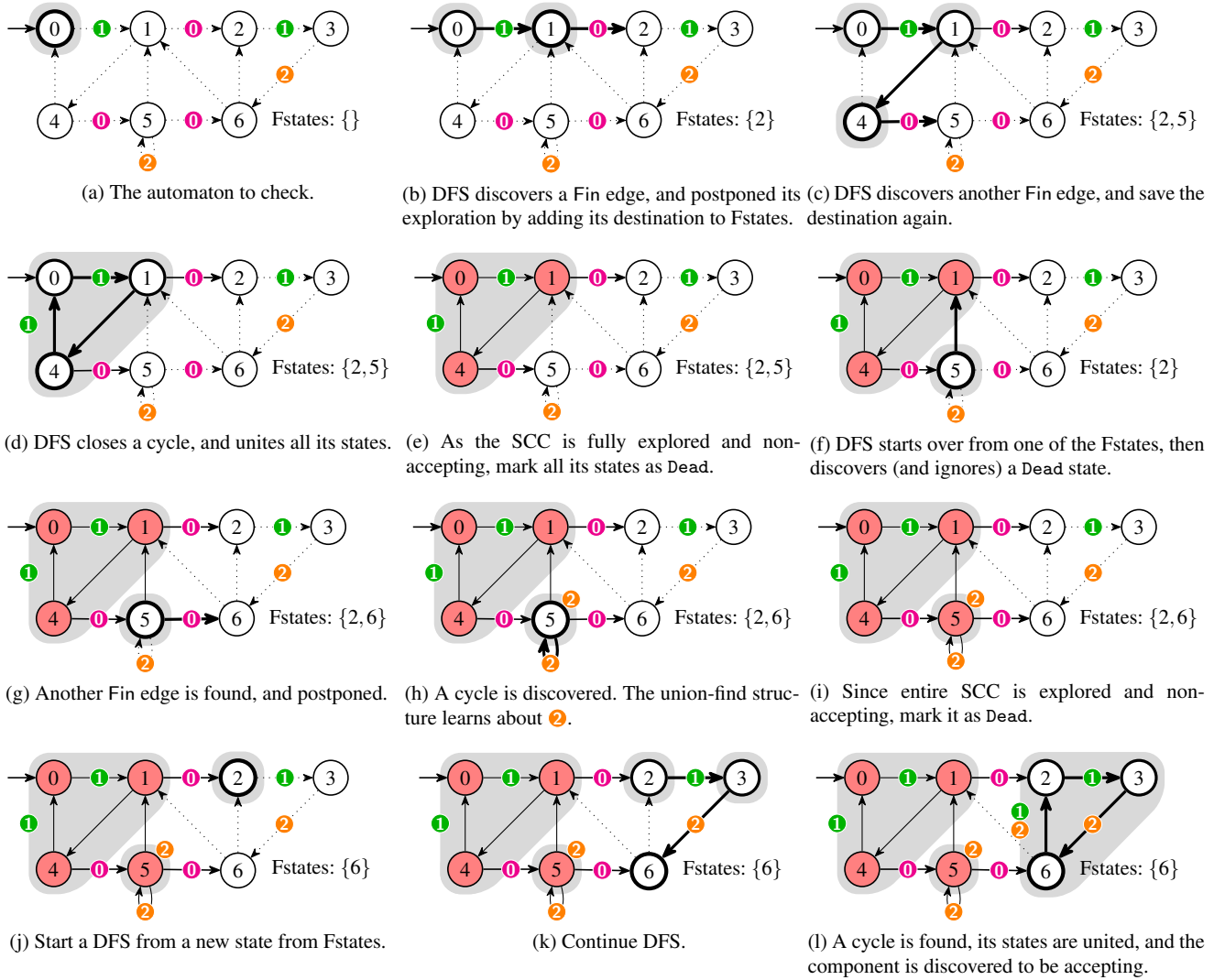


Fig. 5: Example of running the algorithm on a small automaton and a single TGRP: $\text{Fin}(\textcircled{0}) \wedge \text{Inf}(\textcircled{1}) \wedge \text{Inf}(\textcircled{2})$. In this case, transitions labelled by $\textcircled{0}$ should be avoided. Unexplored transitions are dotted. States and transitions on the DFS stack are in bold. Dead states are coloured. The grey background represents the current view of the SCCs as stored in the union-find data structure; for instance $\textcircled{u} \textcircled{v}$ means that $\mathcal{S}(u) = \mathcal{S}(v) = (\{u, v\}, \textcircled{1})$.

Figure 5 shows an example run of the algorithm on a small automaton.

Outline of Correctness. We argue that the TGRPACC algorithm decomposes the TGRP automaton in maximal SCCs when defined over the transitions $\delta \setminus F$ and that it correctly reports accepting cycles; it reports Acc when a reachable SCC contains a transition from each I^i sets, for $1 \leq i \leq p$, and no transition from F . Due to the conditions of line 17 and 20, for a transition with $\text{acc}_t \cap F \neq \emptyset$ it is not possible to start a recursive call with acc_t (thus acc_t never appears on the R stack) nor is it possible to call AddAcc with acc_t as an argument. All such transitions are ‘avoided’ and unvisited

successors are added to Fstates . We thus conclude that no F transition can be contained in any formed SCC.

Because we do allow and explore all other (non- F) transitions during the search, assuming a correct SCC algorithm, the acceptance set of each SCC cannot be further extended without also having to include an F transition.

Since all states that did not get visited were added to the Fstates list, and each state from this list is eventually picked as an initial state, we argue that the complete state-space has been explored after the algorithm terminates on line 10.

Complexity. One can observe that every state and transition is visited at most once in the algorithm. The

TGRPACCUR procedure will mark a state as visited and will never be called twice for the same state. The bottleneck of the algorithm becomes maintaining the \mathcal{S} structure. From previous work [7] we know that the union-find structure (without tracking acceptance marks) causes the complete algorithm to operate in quasi-linear time. By assuming that the number of acceptance marks $|M| (= 1 + p)$ is a small constant (which holds in practice), tracking the acceptance can be achieved in constant time per modification to the structure, hence the total time complexity is upper bounded by $O(|M| \cdot |\delta| \cdot \log(|\delta|))$ for each TGRP (the $\log(|\delta|)$ factor acts as an over approximation for the quasi-linear time).

The space complexity is limited by the sizes of the R , \mathcal{S} , and $Fstates$ structures. R may contain up to $|Q|$ states and acceptance marks in the worst case (by visiting every state in a single path). \mathcal{S} can be implemented as an array of length $|Q|$ of structs that are of constant size, plus $|M|$ bits for tracking acceptance, and $Fstates$ can be implemented as an array of $|Q|$ elements. In total $O(|Q| \cdot |M|)$ memory is used.

3.3 Parallel Implementation

We now present two ways in which parallelism can be used to speed up the checking process for TGRAs.

Parallel TGRA Checking. We first consider Algorithm 1 for checking each TGRP separately. After a TGRPACC call has finished, the next Rabin pair is selected and a new sub-procedure is started, until all n pairs have been checked. Since we are working in a multi-core environment, we can assign different worker instances to different Rabin pairs. Suppose there are P workers available, we can choose to either use all P workers for checking a single Rabin pair, or we can distribute the workers over the different pairs. By distributing the workers evenly, for n Rabin pairs, each pair is checked by $\frac{P}{n}$ workers.

A disadvantage of the latter setup is that each of the n groups of $\frac{P}{n}$ workers processing the same TGRP needs its own copy of the shared data structure. This means that by checking all pairs in parallel, approximately n times more memory is required⁵.

However one advantage of checking all pairs in parallel is that these jobs are completely independent, so this could be the basis for a distributed algorithm. We expect better scalability, since parallel workers on a single pair have to synchronize on a shared datastructure (our implementation uses a concurrent hashtable and a shared union-find datastructure). Also, when P gets large compared to the size of

the (remaining) graph, the probability that workers have to wait for each other, or perform duplicate work, increases.

Another advantage could be that counterexamples may be detected faster in the latter setting. Suppose for example that only the n th pair contains a counterexample that is detected by visiting only part of the state-space. Then the parallel pairs approach prevents traversing the complete state-space $n - 1$ times.

We have experimented with these two extreme parallelisation approaches, but it is conceivable that a more flexible job scheduler with load balancing leads to even higher speedups. Note, however, that in practice the number of Rabin pairs is quite limited.

Parallel TGRP Checking. Algorithm 3 can be parallelized by *swarming* the search instances; by starting multiple worker instances from the initial state and using a randomized successor function to steer the workers towards different parts of the state-space. The TGRPACCUR function can be seen as an extension to the multi-core SCC algorithm from Bloemen et al. [7, 8]. The key to this algorithm is to *globally* communicate *locally* detected cycles. This way, multiple workers can cooperatively decompose SCCs. Additionally, (partly) unexplored states in an SCC are tracked globally and once a worker fully explores a state, none of the other workers have to explore this state again. Once all states of an SCC are fully explored, the entire SCC must be fully explored and thus can be marked Dead.

During `Unite` procedures, the involved parts of the union-find structure are briefly locked to guarantee correctness. During this locking phase, the acceptance set can be updated atomically without interfering with other parts. This is also implemented in our existing TGBA checking algorithm [8].

The $Fstates$ list is implemented by using a fine-grained locking mechanism to add states to the list, such that all states remain on the cycle. The reason for implementing $Fstates$ as a cyclic list becomes clear in the next example. Suppose the $Fstates$ list contains two states, u and v . To avoid contention, the algorithm attempts to divide the workload by assigning half of the workers to search from u and the other half to search from v . Now, assume that u does not have any successors and a large part of the state-space is reached from v . If the search from u completes, we ideally want to let the workers aid in the search from v . By maintaining $Fstates$ as a cyclic list, without much effort we can check which searches have not been completed yet. The $Fstates$ list is implemented similarly as the cyclic list in the union-find structure, which is discussed in [7].

The time complexity of the algorithm is in the worst case increased by a factor P , for P workers, since the algorithm tracks a bit per worker instance in the union-find structure. However, in practice we observe a significant performance

⁵ All global (shared) data structures have to be copied for the n pairs, but the memory overhead for the local data structures remains the same.

improvement over the sequential implementation. For the same reason the memory complexity is also increased by P , and additionally every worker contains its own R stack. Moreover, if all TGRPs are checked simultaneously, a copy of the global data structures has to be made for each group of workers that process a different TGRP. As a result, n times more memory is required for these structures in case there are n TGRPs. Though, as mentioned before, checking TGRPs simultaneously could reduce the computation time (compared to checking every TGRP one-by-one).

4 Related Work

Related Work on Checking Büchi Automata. Explicit state on-the-fly algorithms for checking can be distinguished in two classes, namely *Nested Depth-First Search (NDFS)* and *SCC-based* algorithms. Schwoon and Esparza provide a great overview on these techniques [33]. The advantage of SCC-based algorithms over NDFS is that they can handle *generalized Büchi* automata efficiently.

In a multi-core setting, we consider the CNDFS algorithm [16] to be the state-of-the-art NDFS-like algorithm. It is based on *swarm verification* [19] and operates by spawning multiple NDFS instances and globally communicating ‘completed’ parts of the state-space.

For state-of-the-art multi-core SCC-based algorithms, in prior work we showed that the algorithm from Bloemen et al. [8] outperforms other techniques and performs comparable to the CNDFS algorithm. The algorithm is also based on swarmed searches, and detected partial SCCs are communicated globally and maintained in a shared structure. Notable related multi-core SCC algorithms are those from Renault et al. [32] and Lowe [28].

Related Work on Checking Rabin Automata. As mentioned in Section 1, when checking LTL properties for probabilistic systems, the automaton needs to be deterministic [3]. Chatterjee et al. [9] present an algorithm to check deterministic TGRA conditions in the context of (offline) probabilistic model checking. The idea is to consider each generalized Rabin pair $(F_i, \{I_i^1, \dots, I_i^{l_i}\})$ separately and for each pair: (1) remove the set of states F_i from the state space, (2) Compute the maximal end-component (MEC) decomposition, and (3) check which MECs have a non-empty intersection with every I_i^j , for $j = 1, \dots, l_i$. These sets are then used for computing maximal probabilities. The paper reports significant improvements over checking a non-generalized variant of deterministic Rabin automata. They also present improvements for computing a winning strategy in $LTL(F,G)$ games by using a fixpoint algorithm for generalized Rabin pairs. Our algorithm is different in that it operates on-the-fly and in a multi-core setting.

Wijs [35] recently presented an on-the-fly GPU algorithm for checking LTL properties for non-generalized deterministic Rabin automata. Here, the choice for (deterministic) Rabin automata, instead of non-deterministic Büchi automata, is motivated by the observations that it can speed up the successor construction and that it can reduce the state space of the cross-product. In that paper, a BFS-based search is used, in particular a variation on the heuristic *piggybacking* search [20, 18]. This approach is incomplete due to situations referred to as *shadowing* and *blocking*, but these cases can be detected and resolved with a depth-bounded DFS. Our approach differs in that we allow (generalized) TGRAs and do not require repair procedures.

Related Work on co-Büchi emptiness checks. Livelock detection algorithms such as the DFS_{fifo} algorithm [17, 25] search the state-space for cycles that avoid “progress transitions”. If we label all progress transitions with \ominus , such a search amount to the emptiness check of an automaton with acceptance $\text{Fin}(\ominus)$, i.e., a transition-based co-Büchi automata. DFS_{fifo} detects non-progress cycles by performing a DFS that is restricted to non-progress transitions, but that remembers the set F of all states that are the destination of an ignored progress transition. Once the “restricted” DFS terminates, it is started again from one of the F sets. The similarity with Algorithm 3 should not be a surprise: co-Büchi acceptance is just a generalized Rabin pair without any Inf set. In our case, the DFS has to track (partial) strongly connected components simply to ensure we visit each Fin set infinitely often.

This similarity suggests another application of our algorithm: detection of non-progress cycles under fairness. For instance assume a communicating-process model where two clients C_1, C_2 are in contact with three servers S_3, S_4, S_5 . We want to know if any of the client can livelock under the fairness assumption that the servers progress infinitely often. If we denote by T_1, T_2, \dots, T_5 the set of progress transitions of each of these five processes, the problem amounts to the emptiness check of the state space with the generalized Rabin condition $(\text{Fin}(T_1) \wedge \text{Inf}(T_3) \wedge \text{Inf}(T_4) \wedge \text{Inf}(T_5)) \vee (\text{Fin}(T_2) \wedge \text{Inf}(T_3) \wedge \text{Inf}(T_4) \wedge \text{Inf}(T_5))$.

Related Work on Checking Different Automata. Emerson and Lei [14] show that the emptiness check of an ω -automaton with arbitrary acceptance condition is NP-complete. They also present a polynomial algorithm for the case where the acceptance condition is provided as a disjunction of Streett acceptance conditions. Streett acceptance is the negation of Rabin acceptance, a conjunction of $\text{Fin}(I) \vee \text{Inf}(F)$ instances (or equivalent, $\text{Inf}(I) \Rightarrow \text{Inf}(F)$), and Streett acceptance closely relates to fairness checking.

Duret-Lutz et al. [13] present a sequential algorithm for checking Streett objectives by performing an SCC decom-

position and tracking thresholds to prevent ‘rejecting’ cycles from occurring in the SCCs. In a multi-core setting, the algorithm by Liu et al. [27] performs an initial SCC decomposition and for every SCC a new instance is launched in parallel that ignores certain transitions.

5 Experiments

5.1 Experimental Setup

All experiments were performed on a machine with 4 AMD Opteron™ 6376 processors, each with 16 cores, forming a total of 64 cores. There is a total of 512GB memory available. We performed all experiments using 16 cores.

Implementation. References to all the tools involved in the experiments are given in Table 2. The TGRA checking algorithm is implemented in a development version of the LTSMIN toolset. Additionally, we used several external tools and libraries for generating and parsing the automata:

- We used `Rabinizer 3` to generate deterministic transition-based generalized Rabin automata.
- The tool `LTL3DRA` was also used to generate deterministic automata with transition-based generalized Rabin acceptance. However `LTL3DRA` only supports a subset of LTL, called `LTL\GUX` in [5], which is slightly stricter than the set of LTL formulas where no *until* (U) operator may occur in the scope of any *always* (G) operator.
- We used some tools from Spot: `1t12tgba` for generating TGBAs, and `autfilt` for converting automata with other accepting conditions into TGRAs or TFLAs.
- We used `LTL3TELA` to generate nondeterministic automata with an arbitrarily complex transition-based acceptance. We then used Spot’s `autfilt --generalized-rabin` to convert these automata to TGRAs.
- We used the `cpphoafparser` library to parse a HOA automaton [1] and create an internal representation for LTSMIN.

The commands used to generate automata from LTL are summarized in Table 3.

We used the algorithm from Bloemen et al. [8] to model check TGBAs and TFLAs, and used the algorithm presented in this paper for checking TGRAs, both are implemented in LTSMIN. The algorithms make use of LTSMIN’s internal shared hash tables [26], and the same randomized successor distribution method is used throughout. The shared hash table is initialized to store up to 2^{28} states.

Experiments. The models and properties for our experiments were obtained from the 2015 Model Checking Contest [23], and from models from the BEEM benchmark [31]

for which a set of non-trivial, randomly generated LTL formulas is available [4].

The MCC model set was restricted to those that do not describe obligation properties because using non-Büchi acceptance cannot help producing smaller automata on this class [29]. This selection is further reduced by selecting only the instances where the ‘TGRA generators’ (`LTL3DRA`, `Rabinizer 3` and `LTL3TELA`) create TGRAs with at least one non-empty Fin set. Otherwise, a TGRP is the same as a TGBA, and hence the TGBA emptiness check could be used instead. For this selection, we report results on the experiments (118 in total) for which the time to model check using the TGBA checking algorithm is between 1 second and 10 minutes. We remark that this selection is in favour of the TGBA checking algorithm, since all cases where timeouts and memory errors occurred in the TGBA algorithm were filtered out as a result of our selection criteria.

For each pair of model M and formula φ we solved the model checking task $\mathcal{L}(M \otimes A_{-\varphi}) = \emptyset$ using 5 configurations that were repeated 10 times. We take the mean of the results to mitigate randomness introduced by the multi-core search procedure. The configurations were: `1t12tgba` using the TGBA checking algorithm, `LTL3DRA`, `Rabinizer 3`, and `LTL3TELA` translated to TGRA, where the latter three cases used the TGRA checking algorithm introduced in this paper. Every task was run with a timeout of 10 minutes. In total the MCC experiments took approximately 5 days to complete.

The second set of experiments consists of 3,200 formulas over 16 models extracted from the BEEM database [31, 4]. For each model, 100 verified (empty product) and 100 violated (non-empty product) formulas were generated [4]. We refer to this set of experiments by the BEEM experiments.

For this set of experiments we generated the following automata: TGBAs from the `1t12tgba` tool, TGRAs from `LTL3DRA`, `Rabinizer 3`, and `LTL3TELA`, and we also generated Fin-less automata by first generating TGRAs with `LTL3TELA` and using Spot’s `autfilt` to convert these into TFLAs. We only considered TFLAs that contain a disjunction of multiple TGBA acceptance sets, hence we filtered out all TFLAs generated from a TGRA with a single Rabin pair. We used the (extended) TGBA checking implementation to check the TGBAs and TFLAs, and we used the TGRA checking implementation to check the TGRAs and also the TFLAs. Every task was ran once with a timeout of 10 minutes. In total the BEEM experiments also took approximately 5 days to complete.

All our results and means to reproduce them are available on <https://github.com/utwente-fmt/Rabin-STTT>.

Table 2: Tools used in the experimental evaluation.

tool	version	ref.	web page
Spot (ltl2tgba, autfilt)	2.5.2	[12]	https://spot.lrde.epita.fr/
Rabinizer	3.1	[22, 15]	https://www7.in.tum.de/~kretinsk/rabinizer3.html
LTL3DRA	0.2.6	[2]	https://sourceforge.net/projects/ltl3dra/
LTL3TELA	1.1.1		https://github.com/jurajmajor/ltl3tela/
cpphoafparser	0.99.2	[1]	http://automata.tools/hoa/cpphoafparser/
LTSMIN	3.0	[21]	http://ltsmin.utwente.nl/

Table 3: Tool configurations used for generating an automaton from an LTL formula φ .

key	automaton type	command
Rabinizer 3	TGRA	<code>java -jar Rabinizer3.jar -format=hoa -in=formula -out=std -silent φ</code>
LTL3DRA	TGRA	<code>ltl3dra -f φ</code>
LTL3TELA	TGRA	<code>ltl3tela -f φ autfilt --generalized-rabin</code>
Fin-less	TFLA	<code>ltl3tela -f φ autfilt --remove-fin</code>
TGBA	TGBA	<code>ltl2tgba -f φ</code>

Table 4: Comparison of the geometric mean execution times (in seconds). The numbers between parentheses denote how many times faster the TGBA checking algorithm is compared to the other configuration. We only used the experiments that were checked in *all* TGRA and TGBA configurations without running out of memory or time (39 in total for the MCC experiments, with 13 counterexamples, and 1,167 in total for the BEEM experiments, with 699 counterexamples).

	MCC				BEEM			
	LTL3TELA	LTL3DRA	Rabinizer 3	TGBA	LTL3TELA	LTL3DRA	Rabinizer 3	TGBA
Counterexample	1.51 (1.89)	1.69 (2.12)	1.03 (1.29)	0.80	0.12 (1.14)	0.26 (2.41)	0.43 (4.04)	0.11
No counterexample	7.68 (1.60)	5.67 (1.18)	5.64 (1.17)	4.81	8.11 (1.44)	34.25 (6.06)	33.98 (6.02)	5.65
Total	4.47 (1.69)	3.79 (1.43)	3.20 (1.21)	2.64	0.66 (1.25)	1.83 (3.49)	2.48 (4.74)	0.52

5.2 Main Results

The main results of the experiments are presented in Figure 6 and are summarized in Table 4. We also depict specific characteristics of the experiments in Table 5, Figure 7, and Figure 8. One thing to note is that the results are presented on a log-log scale. The (16-core) experiments for the TGBA checking algorithm are provided on the x-axis and the results for the TGRP and TFLA checking experiments are shown on the y-axis. All TGRAs are checked by considering each TGRP sequentially, i.e., all workers are assigned to the first TGRP and continue to the second pair (if there is one) when the first TGRP is fully explored.

We encountered some errors in the experiments. There were a number of instances that resulted in a memory error, meaning that the data structures became too large to fit in the memory during the model checking procedure. These errors only occurred for the TGRA checks and were presumably caused by the additional allocation of the `Fstates` data structure. There are also several instances that resulted in timeouts for some of the configurations.

We first analyse the performance of the TGRA checking algorithm and how the different TGRA generators influence

the results, then we consider the translation to Fin-less automata, and finally we discuss some additional results.

Comparison between the three TGRAs and TGBA. We first take a look at Figure 6 and Table 4. It becomes clear that for most experiments it is more beneficial to model check using TGBAs compared to TGRAs (using our algorithm). In the scatter-plot we observe that in some cases the TGBA checking algorithm is more than two orders of magnitude faster. That being said, there are instances where the TGRA checking algorithm is faster, especially for the TGRAs generated by LTL3TELA.

We notice that there is quite some difference between the results from the MCC experiments and the BEEM experiments. We argue that the LTL formulas for the MCC experiments are more realistic, but also less complex. The effect is that the produced TGRAs are simpler in structure and are therefore similar to the TGBAs. The results show this as well; in many MCC experiments the difference between the TGRA and TGBA emptiness checks is relatively small (compared to the BEEM experiments).

The BEEM experiments are generated randomly and therefore do not give an accurate representation of reality. However, the generated formulas are generally more com-

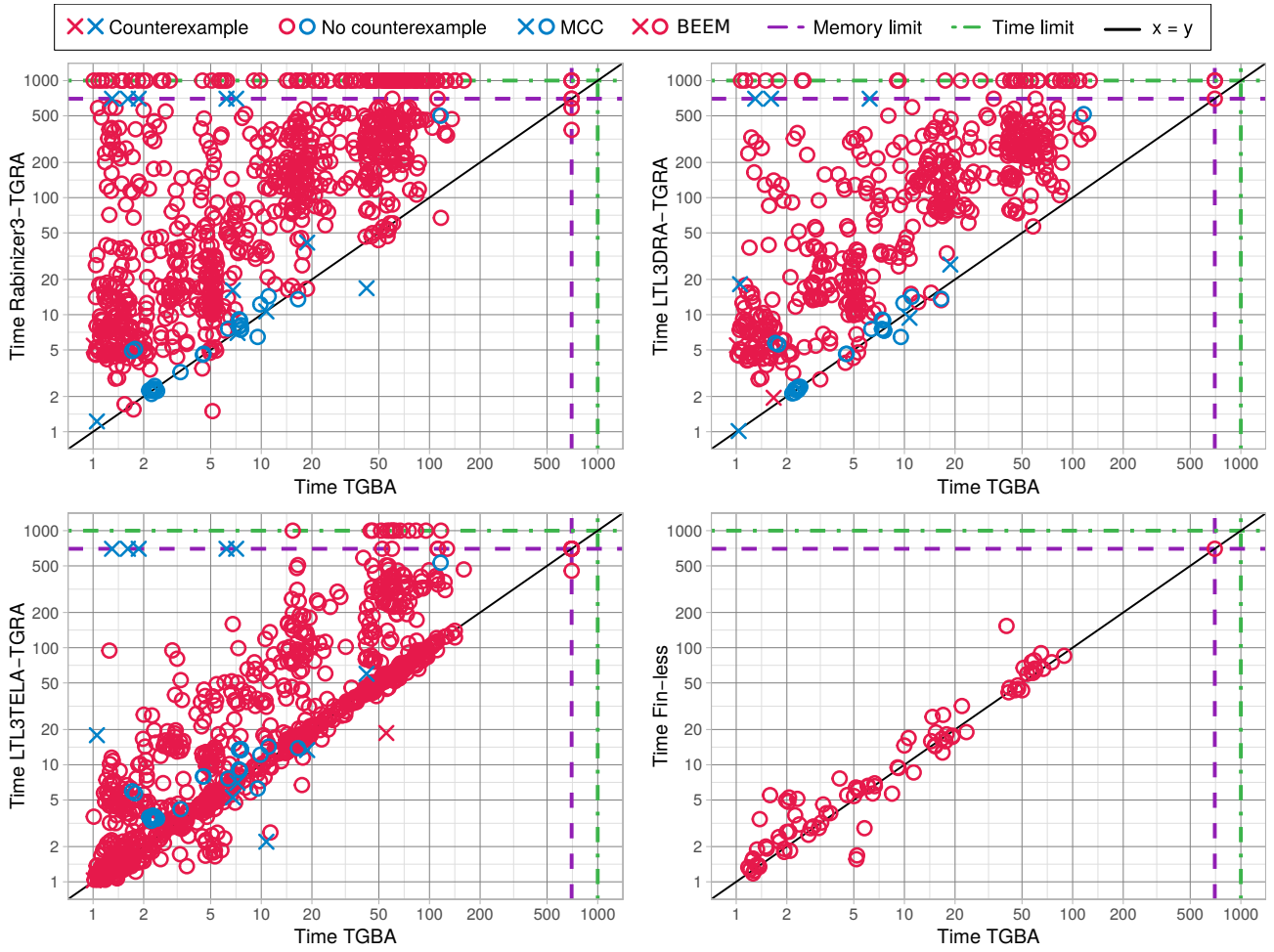


Fig. 6: Time (in seconds) comparisons of the TGBA (x -axis) and the TGRA and TFLA emptiness checks (y -axis), for various LTL to TGRA and TFLA translations. Each point represents the time to perform an emptiness check using 16 cores. The TGRA and TFLA algorithms performed faster for instances below the $x=y$ line.

plex and cause the TGRAs and TGBAs to differ a lot more than they do in the MCC experiments. We can see that these more complex TGRAs (and TGBAs) cause the TGRA checking algorithm to perform significantly worse, when compared with the MCC experiments. This implies that our algorithm for checking TGRAs performs relatively poorly for complex LTL formulas.

We can also observe that there are significant differences between the TGRAs generated by the three TGRA generators. The (non-deterministic) TGRAs from the LTL3TELA generator leads to the most favourable results. Both deterministic TGRA generators (especially Rabinizer 3) generate automata for which the model checking algorithm performs significantly worse. Hence we argue that in our setting we do not benefit much from deterministic TGRAs compared to non-deterministic ones.

Analysing the TGRAs. We analyse how the different TGRA generators influence the automaton sizes in Table 5. For

Table 5: Geometric mean sizes of the automata and products. $|Aut|$ denotes the number of states in the LTL automaton, $|Pairs|$ the number of TGRPs in the TGRA, and $|States|$ and $|Trans|$ provide the sizes of the product automaton. We only used data from experiments without a counterexample and that were checked in *all* TGRA and TGBA configurations without running out of memory or time (26 in total for MCC and 468 in total for BEEM).

		$ Aut $	$ Pairs $	$ States $	$ Trans $
MCC	LTL3TELA	1.00	1.53	$0.71 \cdot 10^6$	$4.26 \cdot 10^6$
	LTL3DRA	1.00	1.00	$0.47 \cdot 10^6$	$2.78 \cdot 10^6$
	Rabinizer 3	1.38	1.00	$0.47 \cdot 10^6$	$2.78 \cdot 10^6$
	TGBA	1.31	1.00	$0.51 \cdot 10^6$	$3.11 \cdot 10^6$
BEEM	LTL3TELA	2.85	1.07	$4.02 \cdot 10^6$	$13.86 \cdot 10^6$
	LTL3DRA	4.00	1.27	$10.61 \cdot 10^6$	$42.17 \cdot 10^6$
	Rabinizer 3	3.56	1.24	$10.29 \cdot 10^6$	$40.86 \cdot 10^6$
	TGBA	3.23	1.00	$3.80 \cdot 10^6$	$13.74 \cdot 10^6$

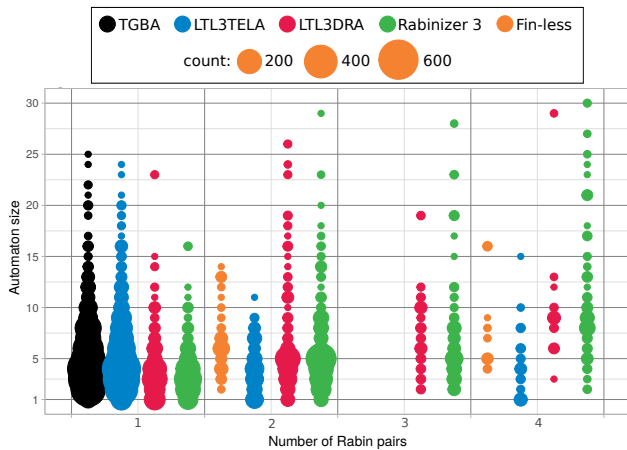


Fig. 7: Distribution of automaton sizes for TGBAs, TGRAs and TFLAs. The x -axis shows the number of pairs (or Inf sets for TFLAs) in the automaton and the y -axis shows the size of the automaton. The size of the circle denotes how many automata belong to the same class, i.e., an automaton having x Rabin pairs and y states.

Table 6: Comparison of the geometric mean execution times (in seconds) in the same format as Table 4. We only used data from experiments that were checked in the TFLA, LTL3TELA-TGRA, and TGBA configurations without running out of memory or time (195 BEEM experiments in total, with 89 counterexamples).

	LTL3TELA	Fin-less	TGBA
Counterexample	0.20 (1.55)	0.13 (0.96)	0.13
No counterexample	15.02 (3.70)	4.52 (1.11)	4.06
Total	2.11 (2.49)	0.88 (1.04)	0.85

Table 7: Geometric mean sizes of the automata and products in the same format as Table 5. Here, $|Pairs|$ denotes the number of Inf sets in the TFLA. We only used data from experiments without a counterexample and that were checked in the TFLA, LTL3TELA-TGRA, and TGBA configurations without running out of memory or time (106 in total for BEEM).

	$ Aut $	$ Pairs $	$ States $	$ Trans $
LTL3TELA	3.31	2.21	$5.22 \cdot 10^6$	$11.30 \cdot 10^6$
Fin-less	5.79	2.17	$2.74 \cdot 10^6$	$9.06 \cdot 10^6$
TGBA	3.76	1.00	$2.37 \cdot 10^6$	$7.43 \cdot 10^6$

the MCC experiments we observe that the automaton sizes for LTL3TELA and LTL3DRA are on average smaller than a TGBA. Moreover, the product automaton for both deterministic automata are smaller than that of a TGBA. The product size of the LTL3TELA TGRAs are larger than for the other

automata, and in Table 4 we see that LTL3TELA performs the worst on the MCC experiments.

However, the automata for the BEEM experiments are quite different from the MCC ones. Here, both deterministic TGRA generators generate significantly larger automata and product automata (a factor of three larger) compared to both LTL3TELA and TGBA. Here it seems that LTL3TELA leads to more suitable automata for emptiness checking TGRAs. As can be observed in Table 4, the product automaton size seems to correlate well with the TGRA emptiness check performance, as LTL3TELA is clearly the favourite of the three.

In Figure 7 we show how the number of Rabin pairs correlates with the size of the automaton. Note that this figure only shows the majority of the generated automata; there are automata with more than 30 states and more than 4 Rabin pairs. It is clear that most of the automata contain a single Rabin pair and have less than five states. Most of LTL3TELA TGRAs seem to have the same number of states as the TGBAs, and LTL3TELA also produces small automata for multiple Rabin pairs. The TGRAs from both deterministic TGRA generators have similar characteristics. There are fewer automata with a single Rabin pair, and the automaton sizes are larger when there are multiple Rabin pairs. This makes sense as multiple Rabin pairs indicate that the LTL formula is more complex, which causes the deterministic TGRA generators to require more states to remain deterministic.

Influence of the number of Rabin pairs and Fin transitions.

In Figure 8 we split up the results from Figure 6 and show how the performance is affected when the TGRAs contain more Rabin pairs. We can see that in general, the TGRA checking algorithm performs relatively worse for automata with multiple Rabin pairs compared to TGRAs with a single pair. We can also see that most of the timeouts occur for two or more Rabin pairs. This result is not surprising, as checking a TGRA with two pairs involves traversing the entire state-space of the product automaton twice, assuming there is no counterexample.

We found that for most product automata (with TGRAs), the number of Fin transitions is either a very small or very large proportion of the total number of transitions. In Figure 8 we coloured three classes: automata for which the number of Fin transitions is 0-10% of the total number of transitions (blue), automata for which this ratio is between 10% and 90% (black), and automata in which 90% or more transitions are Fin transitions (red).

It becomes clear that this aspect greatly influences the TGRA model checking performance. Its performance is actually comparable to TGBA for a small fraction of Fin transitions. Furthermore, there are almost no instances where the TGRA checking algorithm performs well for cases with many Fin transitions.

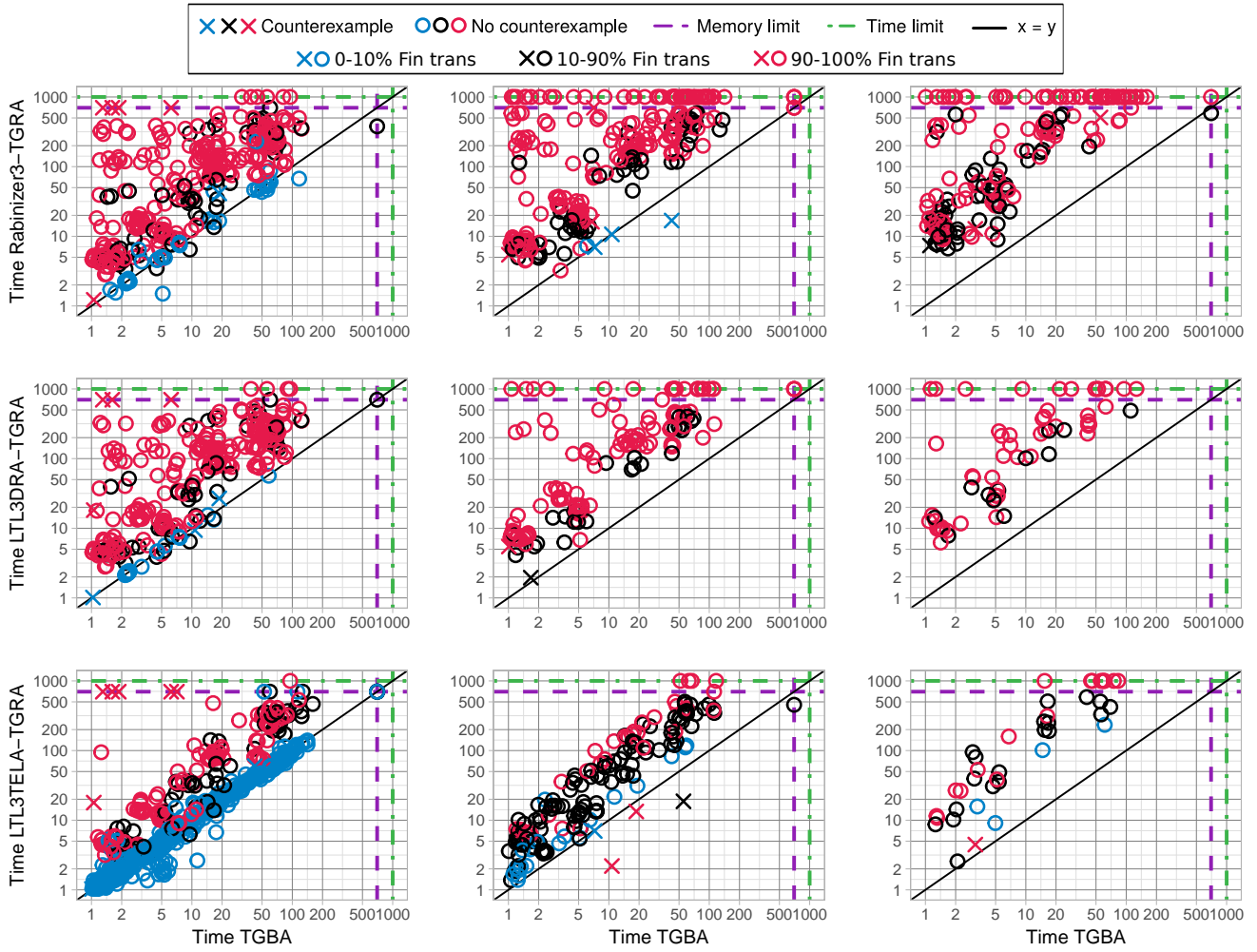


Fig. 8: Time (in seconds) comparisons of the emptiness checks in the same format as Figure 6, but here the plots in the left column only contain TGRAs that have a single Rabin pair. The middle column only shows results for TGRAs with exactly two Rabin pairs, and the right column shows results for the remaining automata, i.e., automata with more than two Rabin pairs.

5.3 Fin-less Results

We now discuss how the emptiness check for Fin-less automata compares with the check for TGBAs. As noted before, we only considered TFLAs with at least two Inf sets (and hence are obtained from TFLAs with at least two Rabin pairs). In Figure 6 we can see that the performance of the TFLA checking algorithm is comparable to that of the TGBA checking one. While there is only a small difference in the emptiness procedure, the TFLAs are quite different from TGBAs. In Table 6 we summarize the performance results and indeed see that there is only a small difference between the two emptiness checks.

It could be expected that a TFLA emptiness check performs worse than the corresponding TGBA one as there is a slightly greater overhead on verifying the acceptance condition. Also, as a result of their construction process, TFLAs

are non-deterministic and contain (linearly, in the number of TGRPs) more states than the original TGRAs. A reason for why a TFLA might be checked faster than a TGBA is that a counterexample may be detected earlier as there are multiple acceptance sets that can be checked simultaneously. Another reason is because the acceptance condition is more lenient than a TGBA. This allows a TFLA generator to construct more complex automata without significantly impacting the emptiness checking algorithm.

In Table 7 we see that a TFLA has significantly more states than the corresponding TGBA, which holds as well for its product automaton. The effect of the TFLA construction procedure is visible in Figure 7. TFLAs are constructed from the TGRAs generated by LTL3TELA. One can observe that as a result of this construction, the number of states in the automata shifts up when comparing the TFLA with the corresponding TGRA. Table 7 also shows that TFLAs are

significantly larger than TGRAs. However, even though the TFLAs are larger and contain more non-determinism than TGRAs, the product automaton is on average smaller.

Figure 9 shows how the performance of the TFLA checking algorithm compares with that for the TGRA version of the automata. The TFLA version is significantly faster in practically all instances. The difference is especially large in cases where the TGRA state space consists of many Fin transitions. We can argue that it is more advantageous to first construct a TFLA from a TGRA and check the TFLA, than to check the TGRA directly (using our algorithm).

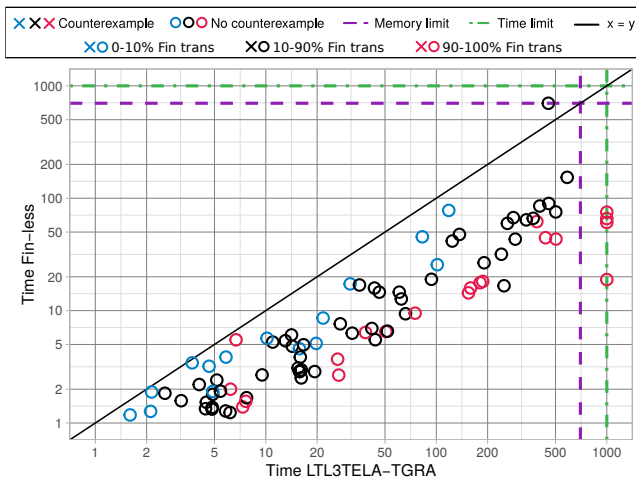


Fig. 9: Time (in seconds) comparisons of the emptiness checks in the same format as Figure 8, but here the x-axis represents the time required for LTL3TELA-TGRA and the y-axis shows the time needed for TFLA.

5.4 Additional Results

Checking TGRPs in Parallel. In preliminary experiments we experimented with checking TGRPs in parallel, as suggested in Section 3.1. We performed experiments to compare the two. In the case for products without counterexamples, there was no observable difference. In case there were counterexamples, the results varied more, but there does not seem to be a clear winner. Because the ‘parallel’ version does allocate significantly more memory (the memory consumption was almost doubled), we prefer to check the TGRPs sequentially.

Scalability. Our existing TGBA checking algorithm [7,8] achieves good scalability when increasing the number of workers, at least up to 64 cores. Initial experiments for the TGRA checking algorithm showed similar improvements, but the performance improvement starts to drop when increasing beyond 16 cores. The bottleneck of the algorithm

is most likely caused by inserting and selecting states from the *Fstates* list. Future work could investigate whether the *Fstates* list can be further improved, or point out whether the bottleneck is a structural problem in the algorithm.

6 Conclusion

We introduced a multi-core, on-the-fly algorithm for explicit checking of emptiness on TGRAs. We showed that the algorithm is efficient in the sense that every state and transition only has to be visited once and reduces to an SCC decomposition in case there are no Fin sets in the TGRA.

Experiments show that, in general, a TGBA checking algorithm outperforms our new algorithm. This seems to be true in particular for cases where a large proportion of the product state-space is part of a Fin set for the TGRA. In general we conclude that using TGRAs is not advantageous over TGBAs for checking emptiness, when using our algorithms.

Our experiments do suggest that using TGRAs for emptiness checks is comparable to a TGBA emptiness check in some scenarios. We analysed various aspects of the TGRAs and how these affect the model checking performance. The TGRA checking algorithm seems most beneficial in instances where only a small fraction of the state-space is part of a Fin set.

We also introduced Fin-less automata, which can be constructed from TGRAs. We showed that the emptiness check for such a TFLA can be implemented in a TGBA emptiness implementation without a large performance impact. Experiments showed that emptiness checks for TFLAs and TGBAs perform comparably. From our findings we conclude that it is more beneficial to construct a Fin-less automaton and check that for emptiness than to check the TGRA directly.

Future work includes further improving the TGRA checking algorithm (there are several variations possible), performing additional experiments, and comparing this technique (in different contexts) with related work. Future work is also needed to check whether our algorithm is useful in settings other than model checking (e.g., equivalence checking of automata), where synchronization that results in a large number of Fin transitions are perhaps less likely. Another direction for future work is to investigate a variation of the proposed algorithm to check fairness or Streett automata.

Acknowledgements This work is supported by the 3TU.BSR project.

References

1. T. Babiak, F. Blahoudek, A. Duret-Lutz, J. Klein, J. Křetínský, D. Müller, D. Parker, and J. Strejček. The Hanoi Omega-Automata

- Format. In *Proc. of CAV'15*, vol. 9206 of *LNCS*, pp. 479–486. Springer, 2015.
2. T. Babiak, F. Blahoudek, M. Křetínský, and J. Strejček. Effective Translation of LTL to Deterministic Rabin Automata: Beyond the (F,G)-Fragment. In *Proc. of ATVA'13*, pp. 24–39. Springer, 2013.
 3. C. Baier and J.-P. Katoen. *Principles of Model Checking*. The MIT Press, 2008.
 4. A. Ben Salem, A. Duret-Lutz, F. Kordon, and Y. Thierry-Mieg. Symbolic Model Checking of Stutter-Invariant Properties Using Generalized Testing Automata. In *Tools and Algorithms for the Construction and Analysis of Systems - 20th International Conference, TACAS 2014, Held as Part of the European Joint Conferences on Theory and Practice of Software, ETAPS*, vol. 8413 of *LNCS*, pp. 440–454. Springer, 2014.
 5. F. Blahoudek, M. Křetínský, and J. Strejček. Comparison of LTL to Deterministic Rabin Automata Translators. In *Proc. of LPAR-19*, pp. 164–172. Springer, 2013.
 6. V. Bloemen, A. Duret-Lutz, and J. van de Pol. Explicit state model checking with generalized Büchi and Rabin automata. In *Proc. of SPIN'17*, pp. 50–59. ACM, July 2017.
 7. V. Bloemen, A. Laarman, and J. van de Pol. Multi-core On-the-fly SCC Decomposition. In *Proc. of PPOPP'16*, pp. 8:1–8:12. ACM, 2016.
 8. V. Bloemen and J. van de Pol. Multi-core SCC-Based LTL Model Checking. In *Proc. of HVC'16*, pp. 18–33. Springer, 2016.
 9. K. Chatterjee, A. Gaiser, and J. Křetínský. Automata with Generalized Rabin Pairs for Probabilistic Model Checking and LTL Synthesis. In *Proc. of CAV'13*, pp. 559–575. Springer, 2013.
 10. J.-M. Couvreur, A. Duret-Lutz, and D. Poitrenaud. On-the-fly emptiness checks for generalized Büchi automata. In *Proc. of SPIN'05*, vol. 3639 of *LNCS*, pp. 143–158. Springer, 2005.
 11. E. W. Dijkstra. Finding the Maximum Strong Components in a Directed Graph. In *Selected Writings on Computing: A personal Perspective*, Texts and Monographs in Computer Science, pp. 22–30. Springer, 1982.
 12. A. Duret-Lutz, A. Lewkowicz, A. Fauchille, T. Michaud, E. Renault, and L. Xu. Spot 2.0 — a framework for LTL and ω -automata manipulation. In *Proc. of ATVA'16*, vol. 9938 of *LNCS*, pp. 122–129. Springer, 2016.
 13. A. Duret-Lutz, D. Poitrenaud, and J.-M. Couvreur. On-the-fly Emptiness Check of Transition-Based Streett Automata. In *Proc. of ATVA'09*, vol. 5799 of *LNCS*, pp. 213–227. Springer, 2009.
 14. E. A. Emerson and C.-L. Lei. Modalities for Model Checking (Extended Abstract): Branching Time Strikes Back. In *Proc. of POPL'85*, pp. 84–96. ACM, 1985.
 15. J. Esparza, J. Křetínský, and S. Sickert. From LTL to deterministic automata. *Formal Methods in System Design*, 49(3):1–53, 2016.
 16. S. Evangelista, A. Laarman, L. Petrucci, and J. van de pol. Improved Multi-Core Nested Depth-First Search. In *Proc. of ATVA'12*, vol. 7561 of *LNCS*, pp. 269–283. Springer, 2012.
 17. D. Faragó and P. H. Schmitt. Improving non-progress cycle checks. In *Proc. of the 16th International SPIN Workshop*, pp. 50–67. Springer, 2009.
 18. I. Filippidis and G. J. Holzmann. An Improvement of the Piggyback Algorithm for Parallel Model Checking. In *Proc. of SPIN'14*, pp. 48–57. ACM, 2014.
 19. G. Holzmann, R. Joshi, and A. Groce. Swarm Verification Techniques. *IEEE Transactions on Software Engineering*, 37(6):845–857, 2011.
 20. G. J. Holzmann. Parallelizing the Spin Model Checker. In *Proc. of SPIN'12*, vol. 7385 of *LNCS*, pp. 155–171. Springer, 2012.
 21. G. Kant, A. Laarman, J. Meijer, J. van de Pol, S. Blom, and T. van Dijk. LTSmin: High-Performance Language-Independent Model Checking. In *Proc. of TACAS'15*, vol. 9035 of *LNCS*, pp. 692–707. Springer, 2015.
 22. Z. Komárková and J. Křetínský. Rabinizer 3: Safrless Translation of LTL to Small Deterministic Automata. In *Proc. of ATVA'14*, pp. 235–241. Springer, 2014.
 23. F. Kordon, H. Garavel, L. M. Hillah, F. Hulin-Hubard, A. Linard, M. Beccuti, A. Hamez, E. Lopez-Bobeda, L. Jezequel, J. Meijer, E. Paviot-Adet, C. Rodriguez, C. Rohr, J. Srba, Y. Thierry-Mieg, and K. Wolf. Complete Results for the 2015 Edition of the Model Checking Contest. <http://mcc.lip6.fr/2015/results.php>, 2015.
 24. J. Křetínský, T. Meggendorfer, and S. Sickert. Rabinizer 4: From LTL to your favourite deterministic automaton. In *Proc. of CAV'18*, July 2018. To appear.
 25. A. Laarman and D. Faragó. Improved on-the-fly livelock detection. In *Proc. of the 5th NASA Formal Methods symposium*, pp. 32–47. Springer, 2013.
 26. A. Laarman, J. van de Pol, and M. Weber. Multi-Core LTSmin: Marrying Modularity and Scalability. In *Proc. of NFM'11*, Lecture Notes in Computer Science, pp. 506–511. Springer, 2011.
 27. Y. Liu, J. Sun, and J. Dong. Scalable Multi-core Model Checking Fairness Enhanced Systems. In *Proc. of ICFEM'09*, vol. 5885 of *LNCS*, pp. 426–445. Springer, 2009.
 28. G. Lowe. Concurrent depth-first search algorithms based on Tarjan's Algorithm. *International Journal on Software Tools for Technology Transfer*, pp. 1–19, 2015.
 29. Z. Manna and A. Pnueli. A Hierarchy of Temporal Properties. In *Proc. of PODC'87*, pp. 205–205. ACM, 1987.
 30. D. Müller and S. Sickert. LTL to deterministic Emerson-Lei automata. In *Proc. of GandALF'17*, vol. 256 of *EPTCS*, pp. 180–194, Sept. 2017.
 31. R. Pelánek. *BEEM: Benchmarks for Explicit Model Checkers*, pp. 263–267. Springer, Berlin, Heidelberg, 2007.
 32. E. Renault, A. Duret-Lutz, F. Kordon, and D. Poitrenaud. Variations on parallel explicit emptiness checks for generalized Büchi automata. *International Journal on Software Tools for Technology Transfer*, pp. 1–21, 2016.
 33. S. Schwoon and J. Esparza. A Note on On-the-Fly Verification Algorithms. In *Proc. of TLTL3HOoACAS'05*, vol. 3440 of *LNCS*, pp. 174–190. Springer, 2005.
 34. M. Y. Vardi and P. Wolper. An automata-theoretic approach to automatic program verification. In *Proc. of LICS'86*, pp. 322–331. IEEE Computer Society, 1986.
 35. A. Wijs. BFS-Based Model Checking of Linear-Time Properties with an Application on GPUs. In *Proc. of CAV'16*, pp. 472–493. Springer, 2016.