



HAL
open science

One more particular new species belonging to the genus *Chaerilobuthus* Lourenço & Beigel, 2011 (Scorpiones: Chaerilobuthidae)

Wilson R. Lourenço, Jürgen Velten

► To cite this version:

Wilson R. Lourenço, Jürgen Velten. One more particular new species belonging to the genus *Chaerilobuthus* Lourenço & Beigel, 2011 (Scorpiones: Chaerilobuthidae). *Faunitaxys*, 2024, 12 (24), pp.1-5. 10.57800/faunitaxys-12(24) . hal-04579687

HAL Id: hal-04579687

<https://hal.science/hal-04579687>

Submitted on 17 May 2024

HAL is a multi-disciplinary open access archive for the deposit and dissemination of scientific research documents, whether they are published or not. The documents may come from teaching and research institutions in France or abroad, or from public or private research centers.

L'archive ouverte pluridisciplinaire **HAL**, est destinée au dépôt et à la diffusion de documents scientifiques de niveau recherche, publiés ou non, émanant des établissements d'enseignement et de recherche français ou étrangers, des laboratoires publics ou privés.



Distributed under a Creative Commons Attribution - NonCommercial - NoDerivatives 4.0
International License

Faunitaxys

*Revue de Faunistique, Taxonomie et Systématique
morphologique et moléculaire*



Volume 12
Numéro 24

Mai 2024

ISSN (Print) : 2269 - 6016
ISSN (Online) : 2970 - 4960
Dépôt légal : Mai 2024

Faunitaxys

*Revue de Faunistique, Taxonomie et Systématique
morphologique et moléculaire*

ZooBank : <https://zoobank.org/79A36B2E-F645-4F9A-AE2B-ED32CE6771CC>

Directeur de la publication, rédacteur, conception graphique et PAO:

Lionel Delaunay

Cette revue ne peut pas être vendue

Elle est distribuée par échange aux institutions (version papier)

et sur simple demande aux particuliers (format PDF)

à l'adresse suivante:

AFCFF (Association française de Cartographie de la Faune et de la Flore)

28, rue Voltaire, F- 42100 Saint Etienne

E-mail: faunitaxys.journal@gmail.com

Elle est disponible librement au téléchargement à partir du site:

<https://faunitaxys.fr/>

La parution de *Faunitaxys* est apériodique

Faunitaxys est indexé dans / *Faunitaxys* is indexed in:

- **Zoological Record**

Articles and nomenclatural novelties are referenced by:

- **ZooBank** (<https://zoobank.org>)

Online Archives:

- **HAL** (<https://hal.archives-ouvertes.fr>)

- **Internet Archive** (<https://archive.org>)

Imprimée sur les presses de SPEED COPIE, 6, rue Tréfilerie, F- 42100 Saint-Etienne

Imprimé le 12 05 2024

One more particular new species belonging to the genus *Chaerilobuthus* Lourenço & Beigel, 2011 (Scorpiones: Chaerilobuthidae)

WILSON R. LOURENÇO (1,*) & JÜRGEN VELTEN (2)

(1) Muséum national d'Histoire naturelle, Sorbonne Universités, Institut de Systématique, Evolution, Biodiversité (ISYEB), UMR7205-CNRS, MNHN, UPMC, EPHE, CP 53, 57 rue Cuvier, 75005 Paris, France.

- E-mail : wilson.lourenco@mnhn.fr

- ZooBank : <http://zoobank.org/58448BD6-79D7-46CE-AFDD-91EFF2B7D4EF> – Orcid : <https://orcid.org/0000-0002-2386-363X>

(2) Uhlandstr 9 a, 67292 Kirchheimbolanden, Germany.

- ZooBank : <http://zoobank.org/F7A6D8F4-5139-4A78-BC39-AB21BA60FE1C>

* Correspondence.

Keywords:

Scorpiones;
Chaerilobuthidae;
Chaerilobuthus;
staxi;
taxonomy;
new species;
description;
fossil;
variability;
Burmite.

Abstract. – A particular new species of fossil scorpion belonging to the genus *Chaerilobuthus* Lourenço & Beigel, 2011 is described from Early Cretaceous Burmite. The description of this new species brings further evidence on the very speciose character of this group. The new species equally shows some distinct characters when compared to the previous known species, confirming therefore the existence of an important morphological variability within *Chaerilobuthus*.

Lourenço W. R. & Velten J., 2024. – One more particular new species belonging to the genus *Chaerilobuthus* Lourenço & Beigel, 2011 (Scorpiones: Chaerilobuthidae). *Faunitaxys*, 12(24): 1 – 5.

DOI: [https://doi.org/10.57800/faunitaxys-12\(24\)](https://doi.org/10.57800/faunitaxys-12(24))

ZooBank: <https://zoobank.org/D8EEA3AA-73C7-424A-8C50-6B5F73BF6BE3>

Received: 30/04/2024 – Revised: 10/05/2024 – Accepted: 11/05/2024

Introduction

Descriptions of scorpions found in Early Cretaceous amber (Burmite) started only some twenty years ago (Lourenço, 2002) and continued, almost without any interruption, in a remarkable pace. Several familial and generic groups have been defined, but the majority of the new taxa concerned two families, Chaerilobuthidae Lourenço & Beigel, 2011 and Palaeoburmesebuthidae Lourenço, 2015 which represent the dominant scorpion fauna in the Cretaceous amber-producing forests of Myanmar. The increased pace of descriptions can also be a source of taxonomic problems for future identifications, since many species found in Burmese amber show similar morphologies. Consequently, when the number of taxa for a given group improves significantly the quality of the pieces authorising new descriptions will necessarily be raised (Lourenço, 2016, 2023).

In this contribution one more new species belonging to the genus *Chaerilobuthus* Lourenço & Beigel 2011 is described. The new species is remarkable by the presence of several distinct morphological when compared to previously known species of this genus. The discovery of this new species confirms the considerable degree of scorpion diversity in the Burmese amber-producing forests, but it also brings new evidence about the morphological variability found within the elements of the family Chaerilobuthidae (Lourenço & Velten, 2022). Most historical aspects concerning the knowledge on scorpions found in Burmite have been synthesized in previous contributions and will no longer be treated here. For further information refer to Lourenço (2016, 2023).

Material and methods

The specimen investigated is preserved in a very clear oval-shaped piece of yellow amber that measuring 30 x 19 mm and is about 4 mm thick. The scorpion is almost totally complete; only a few structures were damage in the ventral aspect. All the other left characters are globally visible.

The specimen is rather small with a total length of 4.81 mm; however precise examination allows the investigation of most characters, in both dorsal and ventral aspects. A number of syninclusions are also present mainly composed by insects (Orthoptera and Coleoptera); a small Schizomida seems also present. The schematic drawings provided are an interpretation of what was observable.

Illustrations and measurements were produced with the aid of a Wild M5 stereomicroscope and a Leica microscope DMLB, both equipped with a drawing tube (camera lucida) and an ocular micrometer. Measurements follow Stahnke (1970) and are given in mm.

Cheliceral notations follow Vachon (1963) and trichobothrial notations are those of Vachon (1974). Other morphological terminologies mostly follow Hjelle (1990). Trichobothria are definitely recorded when their bothria (areoles) can be observed, but the presence of other trichobothria are suggested by the observation of thin hairs. Considering the morphologies of pedipalps, pecten and telson the scorpion is most certainly a juvenile female.

Reviewer: Eric Ythier (*BYG Taxa, France*) - ZooBank: <http://zoobank.org/06FD0852-A88E-49E5-B8E6-E1494B86C4E1>



This is an open access article under the terms of the Creative Commons Attribution-NonCommercial-NoDerivs License, which permits use and distribution in any medium, provided the original work is properly cited, the use is non-commercial and no modifications or adaptations are made.

Copyright 2024. The Authors. *Faunitaxys* published by Lionel Delaunay on behalf of the AFCFF (Association française de Cartographie de la Faune et de la Flore).

Taxonomic treatment

Chaerilobuthidae Lourenço & Beigel, 2011

Chaerilobuthus Lourenço & Beigel, 2011

Chaerilobuthus staxi Lourenço sp. n.

(Fig. 4-11)

ZooBank: <https://zoobank.org/6858EF51-4033-41D9-90F9-98B35CD1CF8D>

Holotype. Most certainly a juvenile female. Type locality and horizon: Myanmar (Burma), Kachin; precise locality unknown; Lower Cretaceous.

Diagnosis. – General morphology shows similarities with other members of the family Chaerilobuthidae. Carapace not emarginated anteriorly; median eyes strongly reduced but represented by a macula and possible lens; two reduced lateral eyes. Pedipalps globally elongated; relationship between chela length vs chela width equal to 7.05 (Lourenço & Velten, 2022); spinoid granules absent from the internal aspect of patella. One pecten observed, not large with 5 teeth; fulcra absent; sternum pentagonal and conspicuous, slightly longer than wide; spiracles very small and rounded in shape; cheliceral dentition partially observed; movable finger with two distal teeth; distal teeth of fixed and movable fingers very long and overlapping for about one half of their length; fixed and movable fingers with one basal and one median tooth; vesicle bulbous with a moderately long aculeus. Trichobothrial pattern related to those of buthoids and chaeriloids, recalling types A and B, as defined by Vachon (1974) with at least 2 dorsal and 3-4 external trichobothria on the femur; 2 to 4 dorsal, 1 internal and 4-5 external on the patella; 2 dorsal and 2-3 external on chela hand and 4-5 on fixed finger.

Patronym. – Honours Dr Dietmar Stax (Pfungen, Switzerland) who arranged facilities for the study of the specimen.

Depository. – The type specimen is deposited in the Collection of Dr Dietmar Stax (Pfungen, Switzerland).

Description

Coloration. – The scorpion is reddish-yellow with some dark reddish zones; carapace, tergites and sternites reddish-yellow; metasomal segments dark reddish-yellow; telson reddish; pedipalps and legs reddish-yellow. Ventral aspect reddish-yellow; pecten yellow.

Morphology. – Carapace with some minute granulations anteriorly; almost smooth; anterior margin without any median concavity, close to straight. Carinae and furrows weak or absent. Median ocular tubercle partially collapsed by the process of dissection; however two reduced median eyes are more or less observable. Two lateral eyes can be observed. Sternum pentagonal and conspicuous, slightly longer than wide. Mesosomal tergites weakly granular as carapace and with inconspicuous carinae; VII with five moderately marked carinae. Pecten small with 5 teeth; fulcra absent; the zone with peg sensillae can be observed on tooth. Sternites can be observed but suffered with the dissection process; almost smooth, with rounded shaped spiracles. Metasomal segments I to IV with some well observable carinae; dorsal with spinoid granules; segment V with five carinae; ventral carinae on segments I-IV weakly marked; setation on segments I to V inconspicuous. Telson with a bulbous vesicle; weakly granular to smooth and a weak setation; aculeus long but moderately curved. Cheliceral dentition partially observed; movable finger with two distal teeth; distal teeth of fixed and movable fingers very long and overlapping for about one half of their length; fixed and movable fingers with one basal and one median tooth (Vachon, 1963). Pedipalps elongated; femur pentacarinat with 2-3 inconspicuous spinoid granules on internal face; patella with dorso-internal, ventro-internal, dorso-external, external and ventral carinae; spinoid granules on internal face inconspicuous. Chela with moderately to weakly marked carinae; all faces weakly granular to smooth; internal face without spinoid granules. Fixed and movable fingers with 6-7

longitudinal rows of small, rounded granules, separated by slightly bigger accessory granules; extremity of fingers with one stronger spinoid granule. Trichobothriotaxy: a trichobothrial pattern related to those of both buthoid and chaeriloids, types A and B can be observed (Vachon, 1974); for details see diagnosis. Leg tarsi with thin ventral setae. Pedal spurs present and moderately marked; tibial spurs absent.

Morphometric values (mm), holotype of *Chaerilobuthus staxi* Lourenço sp. n.

– **Total length** (including telson) 4.81.

– **Carapace**
length 0.87;
anterior width 0.59;
posterior width 0.67.

– **Mesosoma**: 1.32.

– **Metasomal segments**

I: length 0.24, width 0.27;
II: length 0.27, width 0.26;
III: length 0.29, width 0.28;
IV: length 0.37, width 0.27;
V: length 0.67, width 0.32.

– **Telson**: 0.78.

– **Vesicle**: width 0.28.

– **Pedipalp**

femur length 0.64, width 0.24;
patella length 0.65, width 0.21;
chela length 1.20, width 0.17;
movable finger length 0.64.

Relationships. – In account of the small size of pectines and of the conspicuous size of the sternum, the new species seems to be related to both *Chaerilobuthus complexus* Lourenço & Beigel, 2011 and *Chaerilobuthus gigantosternus* Lourenço, 2016.

The new species differs however, from these last two species by a combination of characters:

- (i) anterior margin of carapace not emarginated,
- (ii) presence of reduced median eyes,
- (iii) spiracles round,
- (iv) pedipalps globally elongated, in particular chelae; relationship between chela length vs chela width equal to 7.05; this value being only inferior to that of *Chaerilobuthus brandti* Lourenço, 2022. For details refer to Lourenço & Velten (2022).

Acknowledgements

We are most grateful Alexander Beigel (Aachen, Germany) for the preparation of several of the photos which illustrated the new species.

References

- Hjelle J. T., 1990. – Anatomy and morphology. Pp. 9-63. In: G. A. Polis (ed.), *The Biology of Scorpions*. Stanford University Press, 587 p.
- Lourenço W. R., 2002. – The first scorpion fossil from the Cretaceous amber of Myanmar (Burma). New implications for the phylogeny of Buthoidea. *Comptes Rendus Palevol*, 1: 97-101.
- Lourenço W. R., 2016. – A Synopsis on amber scorpions with special reference to Burmite species; an extraordinary development of our knowledge in only 20 years. *Zookeys*, 600: 75-87.
- Lourenço W. R., 2023. – Scorpions trapped in amber: a remarkable window on their evolution over time from Mesozoic period to present days. *Journal of Venomous Animals and Toxins*

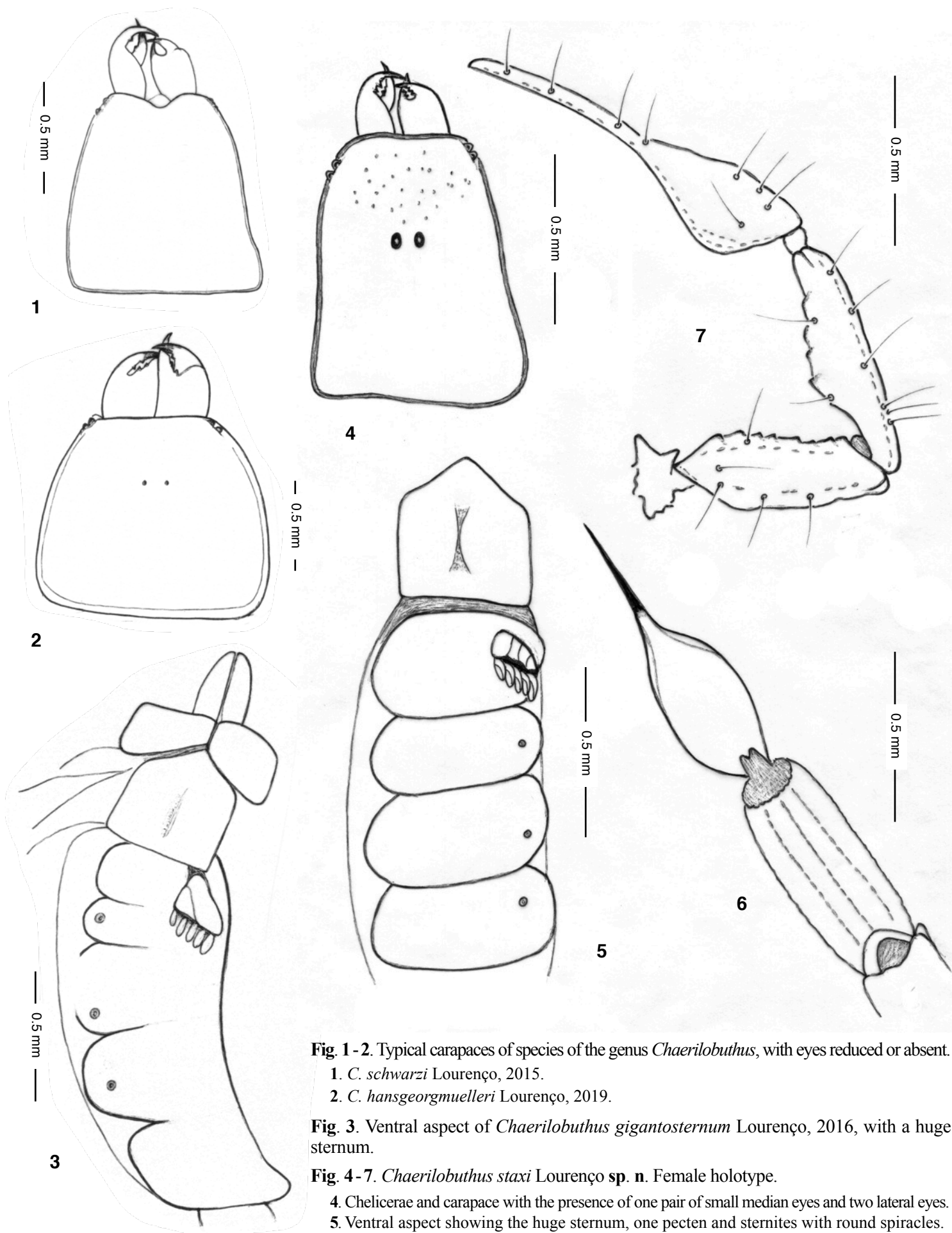


Fig. 1-2. Typical carapaces of species of the genus *Chaerilobuthus*, with eyes reduced or absent.

1. *C. schwarzi* Lourenço, 2015.

2. *C. hansgeorgmuelleri* Lourenço, 2019.

Fig. 3. Ventral aspect of *Chaerilobuthus gigantosternum* Lourenço, 2016, with a huge sternum.

Fig. 4-7. *Chaerilobuthus staxi* Lourenço **sp. n.** Female holotype.

4. Chelicerae and carapace with the presence of one pair of small median eyes and two lateral eyes.

5. Ventral aspect showing the huge sternum, one pecten and sternites with round spiracles.

6. Metasomal segment V and telson, ventral aspect.


7. Right pedipalp, dorsal aspect showing trichobothrial pattern.




8



9



10



11

Fig. 8-11. *Chaerilobuthus staxi* Lourenço **sp. n.** Female holotype.

8. Habitus, dorsal aspect. **9.** Carapace and tergites in detail; median eyes can be observed. **10.** Ventral aspect showing sternum, pecten and sternites. **11.** Metasomal segments and telson in detail, dorsal aspect.

including *Tropical diseases*: 1-15 +Addendum: Commented checklist of the known amber scorpion species: 1-9.

<https://doi.org/10.1590/1678-9199-JVATITD-2023-0040>

Lourenço W. R. & Velten J., 2022. – The remarkable variability of the genus *Chaerilobuthus* Lourenço & Beigel, 2011 (Scorpiones: Chaerilobuthidae) and description of a new species from Early Cretaceous Burmite. *Faunitaxys*, 10 (10): 1-6.

Stahnke H. L., 1970. – Scorpion nomenclature and mensuration. *Entomological News*, 81: 297-316.

Vachon M., 1963. – De l'utilité, en systématique, d'une nomenclature des dents des chélicères chez les Scorpions. *Bulletin du Muséum national d'Histoire naturelle*, Paris 2^e sér. 35: 161-166.

Vachon M., 1974. – Etude des caractères utilisés pour classer les familles et les genres de Scorpions (Arachnides). 1. La

trichobothriotaxie en arachnologie. Sigles trichobothriaux et types de trichobothriotaxie chez les Scorpions. *Bulletin du Muséum national d'Histoire naturelle*, Paris 3^e sér., 140, 857-958.

Authors contribution ¹

Publisher Correspondence. – WL

Writing the article. – WL

Description. – WL

Article proofreading. – WL

Bibliographic work. – WL

Material study. – WL & JV

Author of the figures. – WL (Fig. 1-7) & JV (Fig. 10)

¹ WL = Wilson R. Lourenço – JV = Jürgen Velten

Résumé

Lourenço W. R. & Velten J., 2024. – Description d'une nouvelle espèce particulière appartenant au genre *Chaerilobuthus* Lourenço & Beigel, 2011 (Scorpiones: Chaerilobuthidae). *Faunitaxys*, 12(24): 1 – 5.

Une nouvelle espèce de scorpion fossile appartenant au genre *Chaerilobuthus* Lourenço & Beigel, 2011, est décrite de l'ambre du Crétacé inférieur du Myanmar. Cette nouvelle description vient confirmer la grande diversité existante au sein de ce groupe de scorpions. La nouvelle espèce présente également des caractères très distincts en comparaison avec les espèces préalablement connues, et confirme ainsi l'existence d'une importante variabilité morphologique au sein des espèces de *Chaerilobuthus*.

Mots-clés. – Scorpiones, Chaerilobuthidae, *Chaerilobuthus*, *staxi*, taxonomie, nouvelle espèce, description, fossile, variabilité, ambre birman.

Derniers articles publiés

Robin F. & Dalens P.-H., 2024. – Deux nouvelles espèces de *Rosalba* Thomson, 1864 de Guyane (Coleoptera : Cerambycidae, Lamiinae). *Faunitaxys*, 12(11): 1 – 6. [https://doi.org/10.57800/faunitaxys-12\(11\)](https://doi.org/10.57800/faunitaxys-12(11))

Gouverneur X., 2024. – Description d'une nouvelle espèce du genre *Mimapatellarthron* Breuning, 1940 du Vietnam (Coleoptera, Cerambycidae). *Faunitaxys*, 12(12): 1 – 3. [https://doi.org/10.57800/faunitaxys-12\(12\)](https://doi.org/10.57800/faunitaxys-12(12))

Lourenço W. R. & Velten J., 2024. – An exceptional new genus of fossil scorpion from Burmese Cretaceous amber belonging to the family Palaeoburmesebuthidae Lourenço, 2015. *Faunitaxys*, 12(13): 1 – 7. [https://doi.org/10.57800/faunitaxys-12\(13\)](https://doi.org/10.57800/faunitaxys-12(13))

Gouverneur X. & Guérard P., 2024. – Description d'une nouvelle espèce du genre *Stenhomalus* White, 1855 du Laos (Coleoptera, Cerambycidae, Oabriini). *Faunitaxys*, 12(14): 1 – 3. [https://doi.org/10.57800/faunitaxys-12\(14\)](https://doi.org/10.57800/faunitaxys-12(14))

Gouverneur X., 2024. – Description d'une nouvelle espèce du genre *Margites* Gahan, 1891 du Laos (Coleoptera, Cerambycidae, Cerambycini). *Faunitaxys*, 12(15): 1 – 3. [https://doi.org/10.57800/faunitaxys-12\(15\)](https://doi.org/10.57800/faunitaxys-12(15))

Gouverneur X., 2024. – Description d'une nouvelle espèce du genre *Glenida* Gahan, 1888 (Coleoptera : Cerambycidae) du Vietnam. *Faunitaxys*, 12(16): 1 – 7. [https://doi.org/10.57800/faunitaxys-12\(16\)](https://doi.org/10.57800/faunitaxys-12(16))

Gerstmeier R., 2024. – *Phloiocopus bimaculatus* sp. n., a new apterous species from Somalia (Coleoptera, Cleridae, Clerinae). *Faunitaxys*, 12(17): 1 – 3. [https://doi.org/10.57800/faunitaxys-12\(17\)](https://doi.org/10.57800/faunitaxys-12(17))

Wang F.-L., 2024. – A new species of the genus *Dedalopterus* Sabatinelli & Pontuale, 1998 from China (Coleoptera, Scarabaeidae, Melolonthinae). *Faunitaxys*, 12(18): 1 – 5. [https://doi.org/10.57800/faunitaxys-12\(18\)](https://doi.org/10.57800/faunitaxys-12(18))

Ythier E., 2024. – A new high-altitude scorpion species of the genus *Ananteris* Thorell, 1891 (Scorpiones: Ananteridae) from the Pico da Neblina, Brazil. *Faunitaxys*, 12(19): 1 – 9. [https://doi.org/10.57800/faunitaxys-12\(19\)](https://doi.org/10.57800/faunitaxys-12(19))

Keith D., 2024. – Description de deux espèces nouvelles du genre *Miridiba* Reitter, 1902 du Vietnam (Coleoptera: Scarabaeidae, Melolonthinae, Rhizotrogini). *Faunitaxys*, 12(20): 1 – 6. [https://doi.org/10.57800/faunitaxys-12\(20\)](https://doi.org/10.57800/faunitaxys-12(20))

Deslisle G. & Plante É., 2024. – Une nouvelle sous-espèce d'*Ornithoptera* (*O.*) *priamus* (Linnaeus, 1758) découverte sur l'île de Gorong, Moluques, Indonésie (Lepidoptera, Papilionidae, Troidini). *Faunitaxys*, 12(21): 1 – 19. [https://doi.org/10.57800/faunitaxys-12\(21\)](https://doi.org/10.57800/faunitaxys-12(21))

Vives E. & Trócoli S., 2024. – Una nueva especie de *Pseudochoeromorpha* Breuning, 1936 de Sulawesi, Indonesia (Coleoptera, Cerambycidae: Lamiinae). *Faunitaxys*, 12(22): 1 – 3. [https://doi.org/10.57800/faunitaxys-12\(22\)](https://doi.org/10.57800/faunitaxys-12(22))

Huchet J.-B., 2024. – *Nothochodaeus lycaon*, a new species from Palawan Island, Philippines (Coleoptera: Scarabaeoidea: Ochodaeidae). *Faunitaxys*, 12(23): 1 – 4. [https://doi.org/10.57800/faunitaxys-12\(23\)](https://doi.org/10.57800/faunitaxys-12(23))

Faunitaxys

Volume 12, Numéro 24, Mai 2024

SOMMAIRE

Description d'une nouvelle espèce particulière appartenant au genre *Chaerilobuthus* Lourenço & Beigel, 2011 (Scorpiones: Chaerilobuthidae).

Wilson R. Lourenço & Jürgen Velten 1 – 5

CONTENTS

One more particular new species belonging to the genus *Chaerilobuthus* Lourenço & Beigel, 2011 (Scorpiones: Chaerilobuthidae).

Wilson R. Lourenço & Jürgen Velten 1 – 5



Illustration de la couverture :

Chaerilobuthus staxi Lourenço **sp. n.** in the stone (piece of amber), with several syninclusions.

Crédits:

Wilson R. Lourenço : Fig. 1-7.

Alexander Beigel : Fig. 8-9, 11 & couverture.

Jürgen Velten : Fig. 10.