



HAL
open science

Photoinduced Formation of Cubyl Aryl Thioethers and Synthesis of Monocubyl Analogue of Dapsone

Laly Donnier-Valentin, Seydou Kassamba, Julien Legros, Catherine Fressigné, Daniela Vuluga, Richard Brown, Bruno Linclau, Michaël de Paolis

► **To cite this version:**

Laly Donnier-Valentin, Seydou Kassamba, Julien Legros, Catherine Fressigné, Daniela Vuluga, et al.. Photoinduced Formation of Cubyl Aryl Thioethers and Synthesis of Monocubyl Analogue of Dapsone. Organic Letters, 2023, 25 (48), pp.8580-8584. 10.1021/acs.orglett.3c03372 . hal-04577483

HAL Id: hal-04577483

<https://hal.science/hal-04577483>

Submitted on 16 May 2024

HAL is a multi-disciplinary open access archive for the deposit and dissemination of scientific research documents, whether they are published or not. The documents may come from teaching and research institutions in France or abroad, or from public or private research centers.

L'archive ouverte pluridisciplinaire **HAL**, est destinée au dépôt et à la diffusion de documents scientifiques de niveau recherche, publiés ou non, émanant des établissements d'enseignement et de recherche français ou étrangers, des laboratoires publics ou privés.

Photo-induced Formation of Cubyl Arylthioethers, Synthesis of mono Cubyl Analogue of Dapsone

Laly Donnier-Valentin,^a Seydou Kassamba,^a Julien Legros,^a Catherine Fressigné,^a Daniela Vuluga,^b Richard C. D. Brown,^c Bruno Linclau,^d Michaël De Paolis^{a,*}

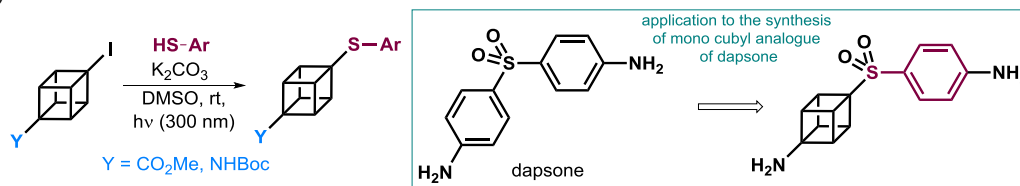
^a Normandie Univ, UNIROUEN, COBRA, INSA Rouen, CNRS, 76000 Rouen, France. michael.depaolis@univ-rouen.fr

^b INSA Rouen, PBS, UMR 6270, CNRS, 766801 Saint-Etienne-du-Rouvray, France.

^c University of Southampton, Department of Chemistry, Southampton, UK.

^d Ghent University, Department of Organic and Molecular Chemistry, Krijgslaan 281-S4, 9000, Ghent, Belgium.

Supporting Information Placeholder



ABSTRACT: 1,4-Disubstituted cubyl arylthioethers were generated from the corresponding iodocubanes and aryl thiolates upon UV-irradiation in dimethylsulfoxide at room temperature. This simple procedure was found compatible with a variety of substituted aryl thiolates substituted. This finding paved the way to a synthesis of the mono cubyl analogue of dapsone, a key molecule in the treatment of leprosy, also known as Hansen's disease, and of acne.

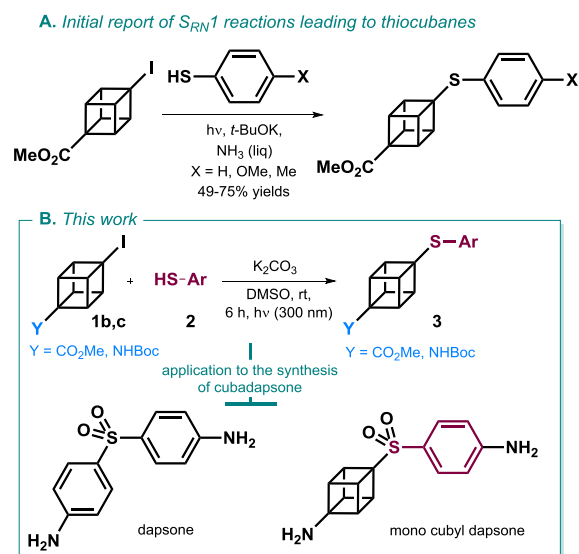
Since Eaton's pioneering work,¹ the unique structure of cubane, as a 3D-bioisostere of benzene, has attracted considerable attention in the recent years.² Ingenious methods were devised for innovative functionalization³ or for rearrangements⁴ of the ring structure, thereby opening new chemical space. From the commercially available 1,4-dimethylcarboxylate cubane,⁵ recent efforts were directed to the grafting of heteroatoms to the motif in order to reach a wide structural diversity.⁶ The installation of sulfur to molecular scaffold is particularly important, as attested by the large number of molecules containing this element and with biological activities.⁷ Furthermore, thioethers are precursors for sulfoxides, sulfoximines and sulfone after oxidation.

Access to cubanethiols has been complicated by the lability of the compound, and the focus shifted toward the preparation of dicubyl disulfide and cubyl thioethers.⁸ To that end, the strategies encompass either the formation of lithiocubane that react with electrophilic sulfur⁹ or the substitution with a nucleophilic sulfur reagent. While the first requires the structure of both reagents to be compatible with strong bases, the second strategy is not trivial as the structure of cubanes forbids an S_N2 reaction. Even though substitution reactions remain possible by solvolysis (S_N1) of either cubyl triflate or iodide in methanol or acetonitrile,^{10,11} it is unknown and unpractical with thiol nucleophile. On the other hand, $S_{RN}1$ reaction (radical nucleophile unimolecular) involving a radical chain mechanism holds promise for assembling thiol nucleophile to the cubyl motif. Hence, focusing on the mechanism, Jimenez reported the coupling of methyl-4-iodocubane-1-carboxylate **1** under UV-activation with thiophenol, 4-methoxythiophenol and 4-methylthiophenol as nucleophiles (Scheme 1A).¹² The

limited number of nucleophiles and the restricting conditions (NH_3 liquid) however impeded access to broader molecular diversity.

This aspect is of paramount importance for enabling the cubane motif to fully reach agrochemical and pharmaceutical studies as a bioisostere of benzene.¹³

Scheme 1.



Our interest in the cubane motif led us to develop the preparation of cubyl arylthioethers through a strategy involving $S_{RN}1$ of 4-iodocubyl either substituted by 1-methoxycarbonyl or 1-aminocarbamate (NHBoc) groups.

Upon UV exposure, variously functionalized thioaryl nucleophiles were simply assembled to the cubane motif at room temperature in DMSO (Scheme 1B). To illustrate the potential of the method, the synthesis of 1,4-disubstituted cubanes was extended to the mono cubyl analogue of dapsone, a molecule with known antibiotic properties.

Simply prepared by a reaction of Hunsdiecker-Borodin (I_2 , $PhI(OAc)_2$) of the commercially available carboxylic acid **1a** (Scheme 2), iodocubane **1b** was obtained in high yield (87%). To understand the reactivity of **1b**, we assessed the stability of the reagent under UV-irradiation at 300 nm (17 h) in anhydrous DMSO, a polar solvent (Table 1, Entry 1). This resulted in the formation of the reduced cubane **4** in 10% yield. A similar experiment in cyclohexane, a non-polar solvent, left the starting materials mostly unaffected, which is indicative that polar solvents increase the rate of the reductive process (Entry 2). The visible-light induced reduction of aryl halides without metals has been reported¹⁴ and the formation of **4** attested that iodocubanes are sensitive to these conditions in polar solvent. In the context of our study, however, this experiment underlined the competition ahead of us between the substitution reaction and the reductive process.

Scheme 2.

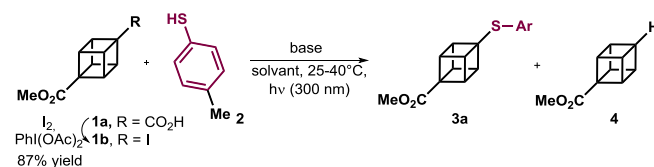


Table 1

Entry	Solvent	Base	1b/3a/4 ^a	3a ^b
1 ^c	DMSO	n/a	90/-/10	n/a
2 ^c	cyclohexane	n/a	100/-/traces	n/a
3 ^d	DMSO	<i>t</i> -BuOK	0/66/33	48%
4 ^e	DMSO	<i>t</i> -BuOK	100/0/0	-
5 ^{d,f}	DMSO	<i>t</i> -BuOK	0/100/traces	68%
6 ^{d,f}	Acetone	<i>t</i> -BuOK	0/68/32	-
7 ^{d,f}	DMF	<i>t</i> -BuOK	0/73/23	-
8 ^{d,f}	CH ₃ CN	<i>t</i> -BuOK	0/65/35	-
9 ^{f,g}	DMSO	K ₂ CO ₃	0/100/traces	81%
10 ^{f,g,h}	DMSO	K ₂ CO ₃	87/0/13	-
11 ^{f,i}	DMSO	K ₂ CO ₃	0/77/23	-
12 ^{f,i}	DMSO- <i>d</i> ₆	K ₂ CO ₃	0/82/18	-

^a measured by ¹H NMR (300 MHz) of the crude reaction; ^b isolated yield; ^c without **2** and base (17 h); ^d 22 h of reaction; ^e without UV-exposure, at 50°C for 3 h; ^f in situ deprotonation; ^g 6 h of reaction; ^h in the presence of *m*-dinitrobenzene (2 equiv); ⁱ 365 nm instead of 300 nm, 4 h of reaction

Pleasingly, the coupling reaction of 4-methylphenylthiolate **2** (4 equiv) with **1b** was faster than the reductive process which remained nevertheless a competitive pathway (Entry 3). After deprotonation of the thiol with *t*-BuOK, the reaction was left at rt under irradiation for 22 h and **3a** was isolated in 48% yield, whereas the ratio **3a/4** reached 66:33 in the crude reaction mixture. Note that performing the experiment at 50°C without UV-irradiation left the starting material unchanged

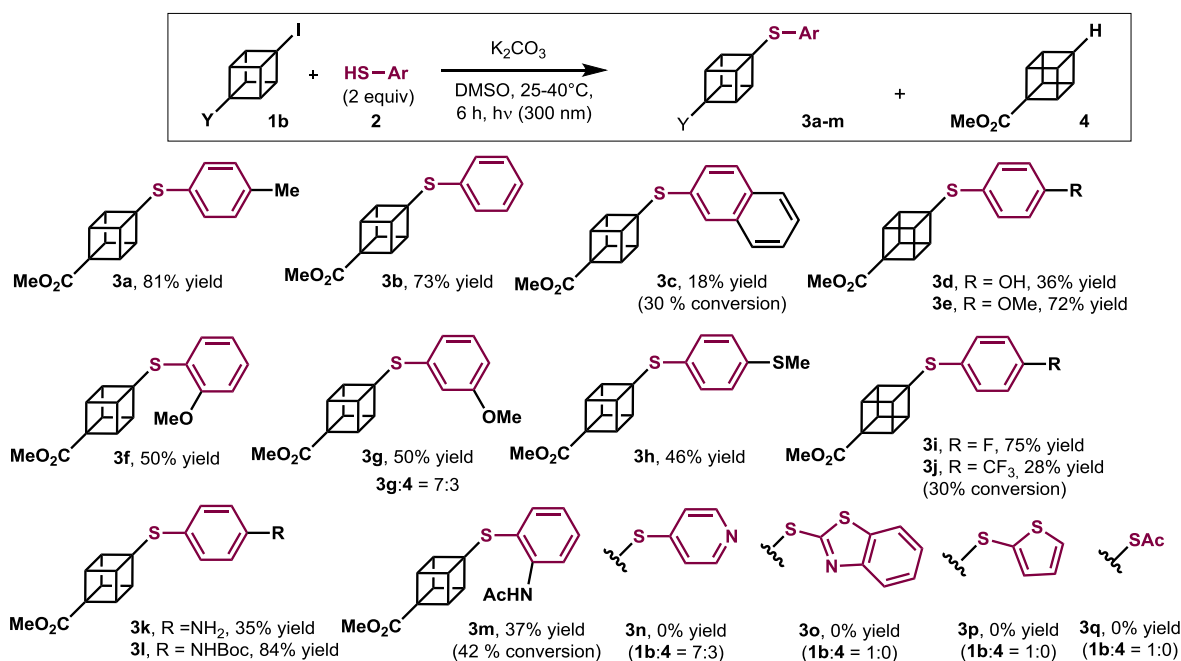
(Entry 4). A protocol, in which the nucleophile (2 equiv) is in situ deprotonated, allowed the production of **3a** in higher yield (68 %) while suppressing the formation of **4** (Entry 5). Using this procedure, we then examined different polar solvents such as acetone, DMF and acetonitrile (Entries 6-8). In all cases, the amount of reduced cubane **4** was increased. While only traces of **4** were formed in DMSO, ¹H NMR of the crude reaction showed a ratio of 68:32 (**3a:4**) in acetone, of 73:23 (**3a:4**) in DMF and of 65:35 (**3a:4**) in acetonitrile. Switching to K₂CO₃ as the base in DMSO led to a complete conversion of **1b** in 6 h and an isolated yield of 81%, with only traces of **4** in the crude reaction mixture (Entry 9). On a larger scale (1 mmol) and without optimization, **3a** was isolated in 62% yield, as the amount of **4** was increased (**3a:4** = 71:29). Performing the reaction in the presence of the electron acceptor *m*-dinitrobenzene (2 equiv, Entry 10) suppressed the formation of **3a** while the reductive process persisted, as attested by the production of **4** (**1b:4** = 87:13). The applied wavelength of the light source also influenced the selectivity, as operating at 365 nm led to a ratio **3a:4** of 77:23 (Entry 11). For the first time, the competitive reduction of **1b** was significant in DMSO and we were curious of the outcome when performing the reaction in deuterated solvent (DMSO-*d*₆). While the ratio **3a:4** was enhanced up to 82:18, the amount of **4** remained significant (Entry 12) without the noticeable formation of deuterated cubane **4-d**, which suggests that H-abstraction from the reagents is effective.

With a protocol in hand, we examined the scope of the chemistry beginning with the coupling of thiophenol which afforded thioether **3b** in 73% yield (Scheme 3). 2-Napthalenethiol was coupled to **1b** giving **3c** in 18% yield, a value to put in perspective with the non-optimized conversion of 30%.

Heterosubstituted thiophenols were next investigated as the nucleophilic character, enhanced by the heteroelement, was probably favorable for the substitution process. Without protection, 4-hydroxythiophenol was reacted with **1b** to yield **3d** (36%) and an equal amount of **4** but without indication that the corresponding *O*-ether was formed alongside the thioether. Protection of the phenol as methoxyether increased the yield to 72% in compound **3e**. The position of the substituent has an impact on the efficiency of the coupling, as attested by the coupling of 2-methoxythiophenol to **1b** in 50% yield alongside **4** in 25% yield. The fair yield in **3f** could be attributed to the steric hindrance of the *ortho*-substituent of the nucleophile. Interestingly, the substitution reaction was similarly effective with 3-methoxythiophenol as the thioether **3g** was isolated in 50% yield, noting also the production of **4** (**3g:4** = 7:3, determined by ¹H NMR spectroscopy). 4-Thiomethylthiophenol was coupled to the cubyl scaffold in 46% yield, the efficiency of the coupling being impeded by a difficult purification of **3h**.

As for halosubstituted thiophenol, 4-bromo and 4-chloro substituted nucleophiles were poorly compatible, whereas 4-fluorothiophenol was very efficiently coupled to the scaffold since compound **3i** was isolated in 75% yield. This indicates that the C-F bond is fully compatible with the S_{RN}1 strategy and that the fluorine mesomer effect induced a good reactivity of the nucleophile. Furthermore, 4-(trifluoromethyl)thiophenol was assembled to cubane in 28% yield (**3j**), the non-optimized conversion (30%) being impacted by the low nucleophilic character of the reagent due to the inductive effect of the CF₃ group. Nonetheless, these values attest of a very clean coupling reaction.

Scheme 3. Scope of the method

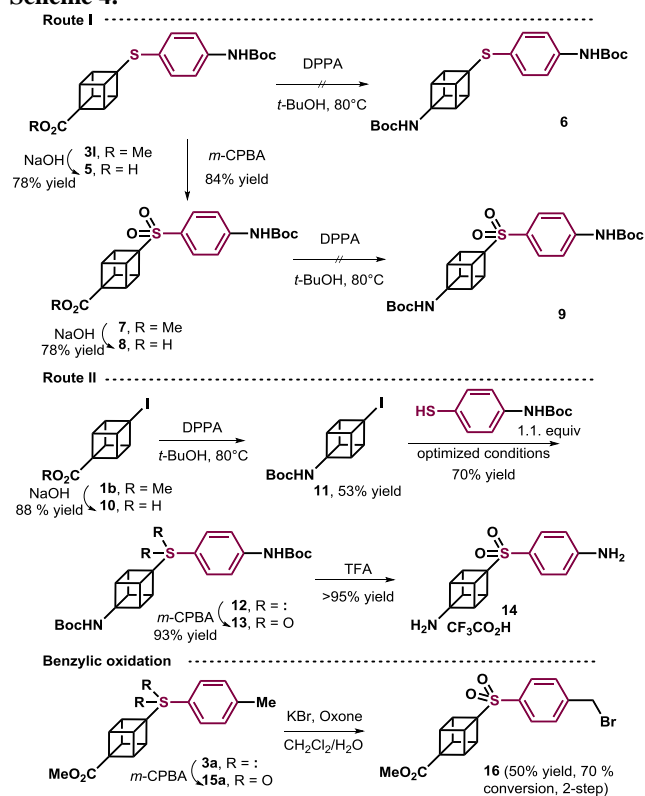


Aminothiophenols were next screened as the versatility of the amino group allows for facile functionalization. The unprotected 4-aminothiophenol was coupled to **1b** in 35% yield of **3k** alongside 20% of **4**, after a conversion of 74%. On the other hand, the *N*-Boc analogue was smoothly converted into the cubyl thioaniline **3l** in 84% yield, the highest value of the study. 2-(*N*-acetylamino)thiophenol was coupled to **1b** to give **3m** in 37% yield in a conversion of 42% (2 runs). As previously noted with 2-methoxythiophenol, the steric hindrance of the nucleophile slows the conversion but the coupling of 2-(*N*-acetylamino)thiophenol remains synthetically useful. When 4-thiopyridine was employed as a nucleophile, the procedure led to **4** instead of thioether **3n**, with a ratio **1b:4** of 7:3 (determined by ^1H NMR spectroscopy). 2-Mercaptobenzothiazole was also tested in these conditions but no conversion was noted and the starting material was recovered, a similar result being observed with 2-thiophenethiol. The salt of thioacetic acid was also unreactive toward **1b** and the starting material was mostly unaffected.

To illustrate the versatility of the chemistry, we undertook the synthesis of the mono cubyl derivative of dapson, a molecule employed in the treatment of leprosy and acne (Scheme 4). We initially set out a plan that would take advantage of thioether **3l**. Saponification (NaOH) led to **5** in 78% yield, setting the stage for performing the Curtius rearrangement (diphenylphosphoryl azide (DPPA), *t*-BuOH). However, all efforts to reach amine **6** were unsuccessful and led instead to a loss of material. In an attempt to facilitate the rearrangement, the thioether **3l** was oxidized into sulfone **7** with *m*-CPBA (84% yield). After saponification (78% yield), conditions were applied to trigger the desired Curtius rearrangement of **8**. Unfortunately, the same outcome was noted, a clean access to the amino cubane **9** remaining to be developed. To that end, a second route was devised from 4-(*N*-Boc-amino)-1-iodocubane **11** that would be exposed to 4-(*N*-Boc-amino)thiophenol (1.1 equiv) in the conditions of the coupling. Noting that **11** was prepared uneventfully (53% yield) by a

Curtius rearrangement of **10**, we were even more delighted to observe a very clean conversion of **11** into the thioether **12** (70% yield). This is noteworthy since reactions following an $\text{S}_{\text{RN}}1$ mechanism usually perform better with electron-withdrawing groups on the carbon, or the aromatic ring, bearing the leaving group.

Scheme 4.



Subsequent oxidation of the thioether led to sulfone **13** in 65% yield (2-step). Deprotection of the Boc groups (TFA) concluded the synthesis with **14** obtained in quantitative yield.

In addition, the selective benzylic oxidation of **15a** was demonstrated in the mild conditions developed by Moriyama and Togo.¹⁵ Prior conversion of the sulfide **3a** into sulfone **15a** was followed by the oxidation of the benzylic position giving **16** in 50 % yield (2-step) after a conversion of 70%.

From a mechanistic perspective, we were curious to determine whether arylsulfides or alkylthiols could react with **1b**. To that end, (PhS)₂, ethyl thioglycolate or *i*-propanethiol were tested but no thioether was formed in all cases.¹⁶ Instead, the reduced cubane **4** was noted in significant amount. Subsequent to this observation, a second run was conducted to obtain a complete conversion of **1b** into **4**, thereby providing a practical and alternative route to reduced cubanes.

A simple and convergent approach to cubyl arylthioethers was developed under UV-irradiation (300 nm) in a 2-step sequence from commercially available cubyl material. Despite the competitive reductive process, the method was demonstrated with an array of substituted arylthiols paving the way to unprecedented molecular spaces. The method tolerates a good variety of aryl substituents, acylated amino being the most salient. Although electron-poor arylthiols are not efficient in the coupling reaction, we demonstrated that oxidation of the benzylic position of **15a** is effective, overcoming somehow this limitation. Eventually, we have demonstrated that **11** is a very good partner for the coupling reaction, which further extends the scope of the method and enables additional functionalization. This feature was crucial to develop a route to a medicinally pertinent mono cubyl derivative of dapsona,

ASSOCIATED CONTENT

• Data Availability Statement

The data underlying this study are available in the published article and its Supporting Information.

• Supporting Information Statement

The Supporting Information is available free of charge on the ACS Publications website.

General procedure and characterizations of each compounds, as well as optimization of the procedure and copies of ¹H, ¹³C NMR spectra. FAIR Data is available as Supporting Information for Publication and includes the primary NMR FID files for compounds: **3a-3m**, tert-butyl (4-((4-((tert-butoxycarbonyl)amino)phenyl)thio)cuban-1-yl)carbamate, **5**, **7**, **8**, 4-iodocubane-1-carboxylic acid, tert-butyl (4-iodocuban-1-yl)carbamate, tert-butyl 4-((4-((tert-butoxycarbonyl)amino)phenyl)sulfonyl)cuban-1-yl)carbamate, **14** and **16**.

AUTHOR INFORMATION

Corresponding Author

* Michael.depaolis@univ-roen.fr, ORCID [0000-0001-8139-3544](https://orcid.org/0000-0001-8139-3544)

Authors

Laly Donnier-Valentin, Seydou Kassamba, Julien Legros, Catherine Fressigné, Michaël De Paolis – Normandie Univ, UNIROUEN, COBRA, INSA Rouen, CNRS, COBRA, 76000 Rouen, France

Daniela Vuluga – INSA Rouen, PBS, UMR 6270, CNRS, 76801 Saint-Etienne-du-Rouvray, France.

Richard C. Brown – University of Southampton, Department of Chemistry, Southampton, UK.

Bruno Linclau – Ghent University, Department of Organic and Molecular Chemistry, Krijgslaan 281–S4, 9000 Ghent, Belgium

ACKNOWLEDGMENT

We are very grateful to the ANR (CERES, ANR-21-CE07-0048) for a fellowship to L. D-V. and S. K. We acknowledge the financial support from ISCE-CHEM (Interreg IV, European Program), Interreg FCE LabFact (European Program and co-funded by ERDF) and Labex SynOrg (ANR-11-LABX-0029).

REFERENCES

- Eaton, P. E.; Cole, T. W. The Cubane System. *J. Am. Chem. Soc.* **1964**, *86*, 962–964.
- (a) Biegasiewicz, K. F.; Griffiths, J. R.; Savage, G. P.; Tsanaktsidis, J.; Priefer, R. Cubane: 50 Years Later. *Chem. Rev.* **2015**, *115*, 6719–6745. (b) Houston, S. D.; Fahrenhorst-Jones, T.; Xing, H.; Chalmers, B. A.; Sykes, M. L.; Stok, J. E.; Farfan Soto, C.; Burns, J. M.; Bernhardt, P. V.; De Voss, J. J.; Boyle, G. M.; Smith, M. T.; Tsanaktsidis, J.; Savage, G. P.; Avery, V. M.; Williams, C. M. The Cubane Paradigm in Bioactive Molecule Discovery: Further Scope, Limitations and the Cyclooctatetraene Complement. *Org. Biomol. Chem.* **2019**, *17*, 6790–6798. (c) Chalmers, B. A.; Xing, H.; Houston, S.; Clark, C.; Ghassabian, S.; Kuo, A.; Cao, B.; Reitsma, A.; Murray, C. P.; Stok, J. E.; Boyle, G. M.; Pierce, C. J.; Littler, S. W.; Winkler, D. A.; Bernhardt, P. V.; Pasay, C.; De Voss, J. J.; McCarthy, J.; Parsons, P. G.; Walter, G. H.; Smith, M. T.; Cooper, H. M.; Nilsson, S. K.; Tsanaktsidis, J.; Savage, G. P.; Williams, C. M. Validating Eaton's Hypothesis: Cubane as a Benzene Bioisostere. *Angew. Chem. Int. Ed.* **2016**, *55*, 3580–3585.
- (a) Grover, N.; Senge, M. O. Synthetic Advances in the C–H Activation of Rigid Scaffold Molecules. *Synthesis* **2020**, *52*, 3295–3325. (b) Takebe, H.; Matsubara, S. Decoration on Cubane with an Awareness of Chirality: Development of Substituted Cubane Syntheses. *Synthesis* **2023**, a-2124–3823. (c) Yoshino, N.; Kato, Y.; Mabit, T.; Nagata, Y.; Williams, C. M.; Harada, M.; Muranaka, A.; Uchiyama, M.; Matsubara, S. Cubane Chirality via Substitution of a “Hidden” Regular Tetrahedron. *Org. Lett.* **2020**, *22*, 4083–4087. (d) Okude, R.; Mori, G.; Yagi, A.; Itami, K. Programmable Synthesis of Multiply Arylated Cubanes through C–H Metalation and Arylation. *Chem. Sci.* **2020**, *11*, 7672–7675. (e) Collin, D. E.; Kovacic, K.; Light, M. E.; Linclau, B. Synthesis of *Ortho*-Functionalized 1,4-Cubanedicarboxylate Derivatives through Photochemical Chlorocarbonylation. *Org. Lett.* **2021**, *23*, 5164–5169. (f) Choi, G.; Lee, G. S.; Park, B.; Kim, D.; Hong, S. H. Direct C(Sp³)–H Trifluoromethylation of Unactivated Alkanes Enabled by Multifunctional Trifluoromethyl Copper Complexes. *Angew Chem Int Ed* **2021**, *60*, 5467–5474. (g) Takebe, H.; Yoshino, N.; Shimada, Y.; Williams, C. M.; Matsubara, S. Chiral Auxiliary-Directed Site-Selective Deprotonation of the Cubane Skeleton. *Org. Lett.* **2023**, *25*, 27–30. (h) Wiesenfeldt, M. P.; Rossi-Ashton, J. A.; Perry, I. B.; Diesel, J.; Garry, O. L.; Bartels, F.; Coote, S. C.; Ma, X.; Yeung, C. S.; Bennett, D. J.; MacMillan, D. W. C. General Access to Cubanes as Benzene Bioisosteres. *Nature* **2023**, *618*, 513–518. (i) Zhou, M.; Tsien, J.; Dykstra, R.; Hughes, J. M. E.; Peters, B. K.; Merchant, R. R.; Gutierrez, O.; Qin, T. Alkyl Sulfonates as Cross-Coupling Partners for Programma-

ble and Stereospecific Installation of C(Sp³) Bioisosteres. *Nat. Chem.* **2023**, *15*, 550–559.

⁴ (a) Takebe, H.; Matsubara, S. Catalytic Asymmetric Synthesis of 2,6- Disubstituted Cuneanes through Enantioselective Constitutional Isomerization of 1,4- Disubstituted Cubanes. *Eur J Org Chem* **2022**, *2022*, e202200567. (b) Son, J.-Y.; Aikonen, S.; Morgan, N.; Harmata, A. S.; Sabatini, J. J.; Sausa, R. C.; Byrd, E. F. C.; Ess, D. H.; Paton, R. S.; Stephenson, C. R. J. Exploring Cuneanes as Potential Benzene Isosteres and Energetic Materials: Scope and Mechanistic Investigations into Regioselective Rearrangements from Cubanes. *J. Am. Chem. Soc.* **2023**, *145*, 16355–16364.

⁵ Collin, D. E.; Jackman, E. H.; Jouandon, N.; Sun, W.; Light, M. E.; Harrowven, D. C.; Linclau, B. Decagram Synthesis of Dimethyl 1,4-Cubanedicarboxylate Using Continuous-Flow Photochemistry. *Synthesis* **2021**, *53*, 1307–1314.

⁶ (a) Fokin, A. A.; Lauenstein, O.; Gunchenko, P. A.; Schreiner, P. R. Halogenation of Cubane under Phase-Transfer Conditions: Single and Double C–H-Bond Substitution with Conservation of the Cage Structure. *J. Am. Chem. Soc.* **2001**, *123*, 1842–1847. (b) Fokin, A. A.; Schreiner, P. R.; Berger, R.; Robinson, G. H.; Wei, P.; Campana, C. F. Pseudotetrahedral Polyhalocubanes: Synthesis, Structures, and Parity Violating Energy Differences. *J. Am. Chem. Soc.* **2006**, *128*, 5332–5333.

(c) Ingartinger, H.; Strack, S.; Gredel, F. The Cubane Cage - a Sensible Probe for Substituent Effects on a Four-Membered Ring. *Liebigs Ann./Recl.* **2006**, *1996*, 311–315. (d) Collin, D. E.; Folgueiras-Amador, A. A.; Pletcher, D.; Light, M. E.; Linclau, B.; Brown, C. D. Cubane Electrochemistry: Direct Conversion of Cubane Carboxylic Acids to Alkoxy Cubanes Using the Hofer–Moest Reaction under Flow Conditions. *Chem. Eur. J.* **2020**, *26*, 374–378; (e) Collin, D. E.; Kovacic, K.; Light, M. E.; Linclau, B. Synthesis of *Ortho* - Functionalized 1,4-Cubanedicarboxylate Derivatives through Photochemical Chlorocarbonylation. *Org. Lett.* **2021**, *23*, 5164–5169. (f) Nagasawa, S.; Hosaka, M.; Iwabuchi, Y. *Ortho* -C–H Acetoxylation of Cubane Enabling Access to Cubane Analogues of Pharmaceutically Relevant Scaffolds. *Org. Lett.* **2021**, *23*, 8717–8721. (g) Křížková, A.; Bastien, G.; Rončević, I.; Čisářová, I.; Rybáček, J.; Kašička, V.; Kaleta, J. Chlorinated Cubane-1,4-Dicarboxylic Acids. *J. Org. Chem.* **2023**, acs.joc.2c02872. (h) Sugiyama, M.; Akiyama, M.; Yonezawa, Y.; Komaguchi, K.; Higashi, M.; Nozaki, K.; Okazoe, T. Electron in a Cube: Synthesis and Characterization of Perfluorocubane as an Electron Acceptor. *Science* **2022**, *377*, 756–759.

⁷ (a) Feng, J.; Zhang, Y.; Wang, X.; Liu, J.; Benazzi, V.; Lu, K.; Zhao, X.; Protti, S. Recent Advances in Visible- Light- Driven C- S Bond Formation. *Adv Synth Catal* **2023**, adsc.202300812; (b) Srivastava, V.; Singh, P. K.; Srivastava, A.; Singh, P.P. Recent Application of Visible-light Induced Radicals in C–S Bond Formation. *RSC Adv.* **2020**, *10*, 20046–20056; (c) Srivastava, V.; Singh, P.K.; Singh, P.P. Recent Advances of Visible-light Photocatalysis in the Functionalization of Organic Compounds. *J. Photochem.*

Photobiol. **2022**, *50*, 100488; (d) Liu, B.; Lim, C-H.; Miyake, G. M. Visible-Light-Promoted C–S Cross-Coupling via Intermolecular Charge Transfer. *J. Am. Chem. Soc.* **2017**, *139*, 13616–13619.

⁸ Priefer, R.; Lee, Y. J.; Barrios, F.; Wosnick, J. H.; Lebuis, A.-M.; Farrell, P. G.; Harpp, D. N.; Sun, A.; Wu, S.; Snyder, J. P. Dicubyl Disulfide. *J. Am. Chem. Soc.* **2002**, *124*, 5626–5627.

⁹ Plunkett, S.; Flanagan, K. J.; Twamley, B.; Senge, M. O. Highly Strained Tertiary Sp³ Scaffolds: Synthesis of Functionalized Cubanes and Exploration of Their Reactivity under Pd(II) Catalysis. *Organometallics* **2015**, *34*, 1408–1414.

¹⁰ (a) Reddy, D. S.; Sollott, G. P.; Eaton, P. E. Photolysis of Cubyl Iodides: Access to the Cubyl Cation. *J. Org. Chem.* **1989**, *54*, 722–723. (b) Eaton, P. E.; Yang, C. X.; Xiong, Y. Cubyl Cation. *J. Am. Chem. Soc.* **1990**, *112*, 3225–3226

¹¹ Xing, H.; Houston, S. D.; Chen, X.; Ghassabian, S.; Fahrenhorst- Jones, T.; Kuo, A.; Murray, C. P.; Conn, K.; Jaeschke, K. N.; Jin, D.; Pasay, C.; Bernhardt, P. V.; Burns, J. M.; Tsanaksidis, J.; Savage, G. P.; Boyle, G. M.; De Voss, J. J.; McCarthy, J.; Walter, G. H.; Burne, T. H. J.; Smith, M. T.; Tie, J.; Williams, C. M. Cyclooctatetraene: A Bioactive Cubane Paradigm Complement. *Chem. Eur. J.* **2019**, *25*, 2729–2734.

¹² Jimenez, L. B.; Puiatti, M.; Andrada, D. M.; Brigante, F.; Crespo Andrada, K. F.; Rossi, R. A.; Priefer, R.; Pierini, A. B. Photoinduced Nucleophilic Substitution of Iodocubanes with Arylthiolate and Diphenylphosphanide Ions. Experimental and Computational Approaches. *RSC Adv.* **2018**, *8*, 39222–39230.

¹³ (a) Pellicciari, R.; Costantino, G.; Giovagnoni, E.; Mattoli, L.; Brabet, I.; Pin, J.-P. Synthesis and Preliminary Evaluation of (S)-2-(4'-Carboxycubyl)Glycine, a New Selective mGluR1 Antagonist. *Bioorg. Med. Chem. Lett.* **1998**, *8*, 1569–1574. (b) Wlochaj, J.; Davies, R. D. M.; Burton, J. Cubanes in Medicinal Chemistry: Synthesis of Functionalized Building Blocks. *Org. Lett.* **2014**, *16*, 4094–4097. (c) Reekie, T. A.; Williams, C. M.; Rendina, L. M.; Kassiou, M. Cubanes in Medicinal Chemistry. *J. Med. Chem.* **2019**, *62*, 1078–1095.

¹⁴ Ding, T.-H.; Qu, J.-P.; Kang, Y.-B. Visible-Light-Induced, Base-Promoted Transition-Metal-Free Dehalogenation of Aryl Fluorides, Chlorides, Bromides, and Iodides. *Org. Lett.* **2020**, *22*, 3084–3088.

¹⁵ Moriyama, K.; Takemura, M.; Togo, H. Direct and Selective Benzylic Oxidation of Alkylarenes via C–H Abstraction Using Alkali Metal Bromides. *Org. Lett.* **2012**, *14*, 2414–2417.

¹⁶ Indicative of a different mechanism, these results contrast with the formation of thioethers by addition of thiols, disulfide to azetidines: Colella, M.; Gelato, Y.; Andresini, M.; Graziano, E.; Vilé, G.; Degennaro, L.; Luisi, R. Forging C–S Bonds on the Azetidine Ring by Continuous Flow Photochemical Addition of Thiols and Disulfides to Azetidines. *Eur J Org Chem* **2023**, *26*, e202300413.