



HAL
open science

Structural role of Lanthanum and Yttrium onto Heavy metal oxide gallate glass network for infrared optical fiber applications

Florian Calzavara, Pierre Florian, Vincent Sarou-Kanian, Frank Fayon, Sylvain Danto, Marc Dussauze, Veronique Jubera, Thierry Cardinal, Evelyne Fargin

► To cite this version:

Florian Calzavara, Pierre Florian, Vincent Sarou-Kanian, Frank Fayon, Sylvain Danto, et al.. Structural role of Lanthanum and Yttrium onto Heavy metal oxide gallate glass network for infrared optical fiber applications. 16th International Conference on the Physics of Non-Crystalline Solids - PNCS16, Society of Glass Technology, Jul 2022, Canterbury, France. hal-04574642


HAL Id: hal-04574642

<https://hal.science/hal-04574642>

Submitted on 14 May 2024

HAL is a multi-disciplinary open access archive for the deposit and dissemination of scientific research documents, whether they are published or not. The documents may come from teaching and research institutions in France or abroad, or from public or private research centers.

L'archive ouverte pluridisciplinaire **HAL**, est destinée au dépôt et à la diffusion de documents scientifiques de niveau recherche, publiés ou non, émanant des établissements d'enseignement et de recherche français ou étrangers, des laboratoires publics ou privés.



PNCS16

CANTERBURY 2022

PROGRAMME AND ABSTRACTS

**16th International Conference on the
Physics of Non-Crystalline Solids**

University of Kent, Canterbury

10–15 July 2022



16th International Conference on the Physics of Non-Crystalline Solids


University of Kent, Canterbury

10–15 July 2022

Programme

and

Abstracts



Sponsors




ISIS Neutron and
Muon Source



16th International Conference on the Physics of Non-Crystalline Solids
University of Kent, Canterbury, UK. 10–15 July 2022. Programme and Abstracts

Conference co-chairs Alex C. Hannon and Gavin Mountjoy



The PNCS16 logo is adapted from the image file "Voronoi.png" by author "LouLB" under the Creative Commons Attribution-Share Alike 4.0 International license (link to original: <https://commons.wikimedia.org/wiki/File:Voronoi.png>). There is no suggestion that the licensor endorses this use.



Society of Glass Technology

9 Churchill Way
Chapelton
Sheffield S35 2PY, UK
Tel +44(0)114 263 4455
Email info@sgt.org
Web www.sgt.org



2022 is the United Nations International Year of Glass
www.iyog2022.org

Structural role of lanthanum and yttrium onto heavy metal oxide (HMO) gallio–germanate glass network for infrared optical fiber applications

Florian Calzavara,¹ Pierre Florian,² Vincent Sarou-Kanian,² Frank Fayon,² Sylvain Danto,¹ Marc Dussauze,³ Véronique Jubera,¹ Thierry Cardinal¹ & Evelyne Fargin¹

¹ Institut de Chimie de la Matière Condensée de Bordeaux (ICMCB), CNRS, UMR 5026, Université de Bordeaux, 33600 Pessac, France

² Conditions Extrêmes et Matériaux : Haute Température et Irradiation, UPR 3079, Université d'Orléans, 1 Avenue de la Recherche Scientifique, 45100 Orléans, France

³ Institut des Sciences Moléculaires (ISM), UMR 5255 CNRS, Université de Bordeaux, 33405 Talence, France

Corresponding author email: florian.calzavara@u-bordeaux.fr

The ability to produce robust fiber-based integrated optical systems operating over a wide spectral domain from the ultra-violet up to mid-infrared is one of today's key challenges in photonics. For this purpose, there is a critical need in the design of novel materials capable of filling in the gaps of the widely used silica fibers in terms of infrared transparency, nonlinear optical properties and rare-earth (RE) solubility. Over recent decades, several glass systems (fluorides, heavy metal oxides, and chalcogenides) appeared to be promising alternatives to SiO₂ glasses, but have not yet been able to compete with its high thermal robustness and remarkable mechanical assets. Recently, we reported⁽¹⁾ on the production of light guiding fibers from rich rare-earth gallium oxide-based glass composition in the multi-component system GaO_{3/2}-GeO₂-BaO-REO_{3/2} (RE=La and/or Y), outperforming the thermal and the surface micro-hardness assets compared to those reported in fluoride and chalcogenide glasses.⁽²⁾ Herein, taking advantage of structural information from vibrational spectroscopies (Raman/Infrared) and ⁷¹Ga and ⁸⁹Y solid-state Nuclear Magnetic Resonance (SSNMR), we describe the key role of lanthanum and yttrium rare-earth elements onto the glass structure and the impact on the capability to draw those new glass compositions into optical fibers using the classical pre-form-to-fiber process. This study remains particularly relevant for the development of highly robust power scaled fiber devices operating from the visible up to the challenging 2–6 μm optical domain while being capable of combining superior thermal, mechanical and optical properties.

1. Guérineau, T., Strutynski, C., Skopak, T., Morency, S., Hanafi, A., Calzavara, F., Ledemi, Y., Danto, S., Cardinal, T., Messaddeq, Y. & Fargin, E. Extended germano-gallate fiber drawing domain: from germanates to gallates optical fibers. *Opt. Mater. Express*, 2019, **9**, 2437–2445.
2. Strutynski, C., Calzavara, F., Guerineau, T., Loi, L., Laberdesque, R., Rampnoux, J.-M., Morency, S., Ledemi, Y., Petit, Y., Dussauze, M., Désévéday, F., Smektala, F., Danto, S., Canioni, L., Messaddeq, Y., Fargin, E. & Cardinal, T. Heavy-oxide glasses with superior mechanical assets for nonlinear fiber applications in the mid-infrared. *Opt. Mater. Express*, 2021, **11**, 1420–1430.