



HAL
open science

Boosting N-Heterocyclic Carbene Radical Organocatalysis with Nickel Chemistry: A Rational Mechanistic Study-based Approach

Ludivine Delfau, Elena Mauro, Jacques Pecaut, David Martin, Eder Tomás-Mendivil

► **To cite this version:**

Ludivine Delfau, Elena Mauro, Jacques Pecaut, David Martin, Eder Tomás-Mendivil. Boosting N-Heterocyclic Carbene Radical Organocatalysis with Nickel Chemistry: A Rational Mechanistic Study-based Approach. *ACS Catalysis*, 2024, 14 (9), pp.7149-7156. 10.1021/acscatal.4c01253 . hal-04570741

HAL Id: hal-04570741

<https://hal.science/hal-04570741v1>

Submitted on 7 May 2024

HAL is a multi-disciplinary open access archive for the deposit and dissemination of scientific research documents, whether they are published or not. The documents may come from teaching and research institutions in France or abroad, or from public or private research centers.

L'archive ouverte pluridisciplinaire **HAL**, est destinée au dépôt et à la diffusion de documents scientifiques de niveau recherche, publiés ou non, émanant des établissements d'enseignement et de recherche français ou étrangers, des laboratoires publics ou privés.

Boosting *N*-Heterocyclic Carbene Radical Organocatalysis with Nickel Chemistry: A Rational Mechanistic Study-based Approach.

Ludivine Delfau^a, Elena Mauro^a, Jacques Pecaut^b, David Martin^{a*}, and Eder Tomás-Mendivil^{a*}

^a Univ. Grenoble Alpes, CNRS, DCM, UMR 5250, 38000 Grenoble, France

^b Univ. Grenoble Alpes, CEA, CNRS, INAC/SyMMES, UMR 5819, 38000 Grenoble, France

*Email: david.martin@univ-grenoble-alpes.fr; eder.tomas-gonzalez-de-mendivil@univ-grenoble-alpes.fr

Keywords: Cooperative catalysis, *N*-Heterocyclic Carbenes, Nickel, Tertiary Alkyl Iodides, Radicals

ABSTRACT: A cooperative NHC/nickel catalytic methodology has been developed for the synthesis of ketones employing aromatic aldehydes and tertiary alkyl iodides. All key steps of the postulated catalytic cycle were validated with comprehensive stoichiometric and electrochemical studies, including reduction of Ni^{II} by the deprotonated Breslow intermediate, Ni⁰ promoted halogen-atom abstraction to generate transient tertiary alkyl radicals and coupling between the latter with the persistent acyl thiazolium radical intermediate. Such broadly proposed and accepted, yet elusive, acyl thiazolium radical intermediate has been isolated and studied by a single-crystal X-ray diffraction study.

N-heterocyclic carbenes (NHC)¹ are long-known organocatalysts, which can promote the *umpolung* of aldehydes through the formation of enaminoles **AH**, so-called Breslow intermediates.^{2,3} Recently, the field witnessed an exciting revival with numerous reports of NHC-catalyzed radical transformations of aldehyde derivatives.⁴ The key step of these processes usually involves the reductive activation of a substrate by single electron transfer (SET) from electron-rich enolates **A**⁻,⁵ which can feature reducing potentials as low as -2 V vs SCE (Figure 1a).⁶ In line with this order of magnitude, the reductive activation of substrates through simple NHC-catalysis has culminated to date with iodoarenes ($E_{\text{red(Ph)}}$ ca. -2 V vs SCE⁷).⁸⁻¹⁰ Very recently, primary and secondary unactivated alkyl iodides and bromides ($E_{\text{red}} < -2$ V) have been acylated via NHC organocatalysis.^{11,12} Note that in the case of these substrates, an S_N2 reaction with Breslow intermediates is also possible and it is likely that both ionic and radical pathways co-exist. In any case, tertiary alkyl halides remain out of reach and therefore represent the new redox frontier for NHC-catalyzed radical activation of electrophiles.¹³⁻¹⁵

We considered to run cooperative catalysis employing Ni⁰ complexes¹⁶ that can advantageously activate tertiary alkyl iodides to perform radical transformations.¹⁷ In these cases, closure of the catalytic cycle requires the reduction of the oxidized Ni complex with a stoichiometric sacrificial electron donor.¹⁸ Herein, we considered that the latter could be replaced by catalytically generated enolates **A**⁻. In situ generated persistent radical **A**[•] would then cross-couple with transient radical **R**[•] (Figure 1b).¹⁹ Metal cooperative catalysis have already been used to extend the scope of NHC organocatalysis, but most transformations involve either two-electron processes with metals,^{20,21} or successive SET events.^{22,23} Evidences for NHC-catalyzed SET from Breslow derivatives to metals that trigger pertinent radical formations are limited to few photocatalyzed transformations,²⁴⁻²⁶ and the recent report of a cooperative NHC/Pd catalyzed alkylation of aldehydes with tertiary alkyl bromides.^{27,28} We are not aware of any catalytic system for the direct formation of ketones from tertiary alkyl iodides and aldehydes.

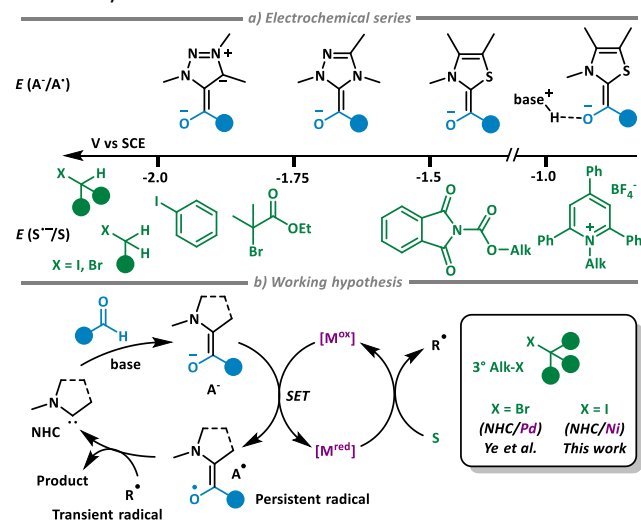


Figure 1. (a) Electrochemical series in NHC radical catalysis and (b) the working hypothesis of a cooperative NHC/M redox system.

We first examined the ability of the ubiquitous $[\text{NiBr}_2(\text{dtbpy})]$ ($\text{dtbpy} = 4,4'$ -di-*tert*-butyl-2,2'-bipyridine) system¹⁷ to activate *tert*-butyl iodide (**2a**). Cyclic voltammograms (CV) of the Ni complex featured intertwined reversible reductions between -1 and -1.5 V and a catalytic wave was observed in this range in presence of **2a** (Figure 2a). As the ligand plays a major role on the redox properties of nickel complexes,²⁹ we also considered a readily accessible phenyl substituted Xantphos ligand.^{30,31} As shown in Figure 2b-d, the cyclic voltammogram of $[\text{NiBr}_2(\text{Xantphos})]$ showed two well-separated reversible reductions at $E_{\text{Ni(II)/Ni(I)}} = -0.4$ V vs SCE and $E_{\text{Ni(0)/Ni(I)}} = -0.9$ V, respectively. In the presence of *t*BuI a catalytic wave at the $\text{Ni}^0/\text{Ni}^{\text{I}}$ reversible reduction wave was clearly observed. It is likely that a halogen-atom abstraction event proceeds with the release of *t*Bu \cdot .^{17,31,32} In any case, both systems showed promising catalytic activity (*vide infra*).

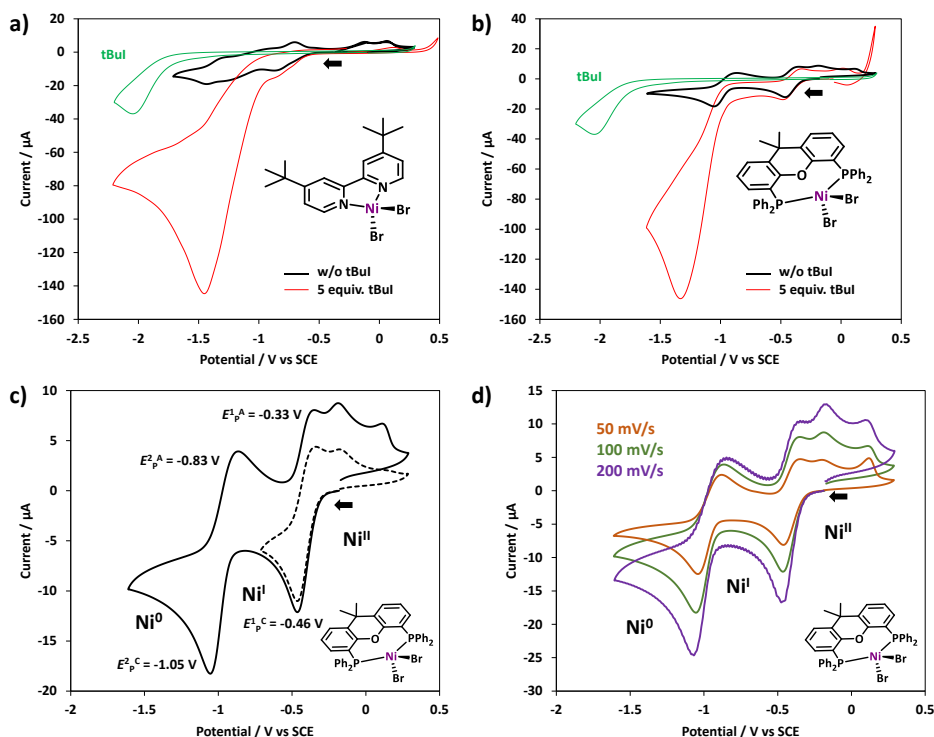
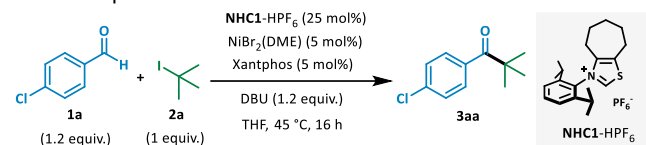


Figure 2. Cyclic voltammograms (CV) of (a) $[\text{NiBr}_2(\text{dtbpy})]$ and (b) $[\text{NiBr}_2(\text{Xantphos})]$ in the absence (in black) and in the presence (in red) of *tert*-butyl iodide. The CV of *t*BuI is shown in green. For clarity CVs of $[\text{NiBr}_2(\text{Xantphos})]$ without *t*BuI are also shown (c and d). In all cases, 1 mM solution of $[\text{Ni}]$ employing 0.1 M of $n\text{Bu}_4\text{NPF}_6$ in acetonitrile electrolyte; 100 mV/s rate (except for (d) where CVs at different scan rates are shown).

We chose thiazol-2-ylidene **NHC1**, an efficient organocatalyst for a plethora of radical NHC-catalyzed transformations of aldehydes.^{14,15} Indeed, we showed that it yields Breslow-type enolates with oxidation potentials ca. -1.4 V vs SCE,⁶ a largely sufficient value for the reduction of the targeted Ni^{I} complex at $E_{\text{Ni(0)/Ni(I)}} = -0.9$ V. Thus, optimized reaction conditions for the coupling between 4-chlorobenzaldehyde (**1a**) and *t*BuI (**2a**) leading to **3aa** in 78% NMR yield were found employing 25 mol% of thiazol-2-ylidene precursor **NHC1**-HPF₆,³³ 5 mol% of in situ generated nickel Xantphos complex and 1,8-diazabicyclo[5.4.0]undec-7-ene (DBU) as base in THF at 45 °C (Table 1, entry 1).

Table 1. Optimization of the reaction conditions.^a

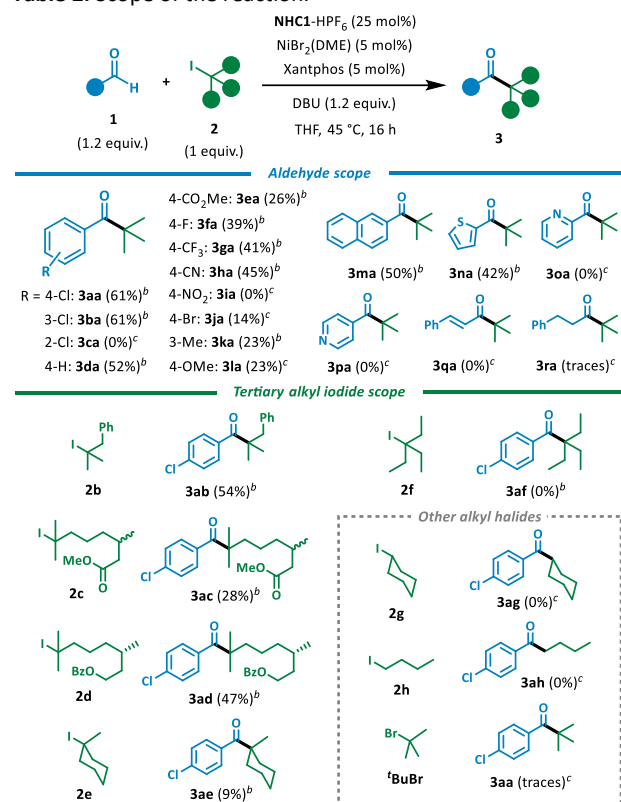


Entry	Variation from the standard conditions ^b	Yield ^c
1	None	78%
2	Table S1: 15 mol% NHC1 , 30 °C	57%
3	Table S1: 15 mol% NHC1 , 30 °C, solvents	3-36%
4	Table S1: 15 mol% NHC1	52%
5	Table S2: In the absence of NHC1 or Ni	0%
6	Table S3: 15 mol% NHC1 , N- or P- ligands	13-56%
7	Table S4: Different ratios of reagents	24-71%
8	Table S5: Carbenes NHC2-8 I/O NHC1	0-50%
9	Table S6: Different $[\text{Ni}]$ I/O $\text{NiBr}_2(\text{DME})$	34-70%
10	Table S7: Different bases I/O DBU	0-65%

^aStandard reaction conditions: **1a** (0.3 mmol), **2a** (0.25 mmol), **NHC1**-HPF₆ (0.0625 mmol), $\text{NiBr}_2(\text{DME})$ (0.0125 mmol), Xantphos (0.0125 mmol) and DBU (0.3 mmol) in 1 mL of dry THF under argon atmosphere for 16 h at 45 °C. ^bSee Table S1-S7 in SI. ^cNMR yields for **3aa** are given employing 1,3,5-trimethoxybenzene (TMB) as internal standard.

The screening of the reaction conditions started employing 15 mol% of **NHC1** at 30 °C with an encouraging NMR yield of 57% of the desired ketone **3aa** (entry 2 and SI for further details). The use of other solvents such as dichloromethane, acetonitrile, 1,4-dioxane or dimethylsulfoxide did not lead to higher yields (entry 3). Raising the temperature to 45 °C gave a similar NMR yield (entry 4: 52 vs 57%); however, the formation of other side products (such as benzoin and/or benzil) was avoided (see SI). As expected, both the NHC and the nickel complex are required to obtain the desired ketone (entry 5). Working at 45 °C the screening of different N- and P-donor ligands was accomplished (entry 6). 2,2'-Bipyridine-based ligands (including dtbpy) are less efficient than phosphine ligands, Xantphos being optimal. The use of **NHC1** as ligand did not lead to a higher yield (Table S3, entry 8). The ratio between reagents **1a** and **2a** was also studied with an optimal ratio of 1.2/1 (entry 1 vs 7). An increase of the NHC loading to 25 mol% had a significant impact in the yield, in contrast to [Ni] loading, suggesting that the formation of the enolate is a limiting step. Among the different NHCs tested the most efficient is **NHC1**, a thiazol-2-ylidene which possesses a seven-member ring in the backbone and 2,6-diisopropylphenyl (Dipp) *N*-substitution (entry 1 vs 8). Several nickel sources were also tested (entry 9). The *in situ* formation of the precatalyst remained superior to the isolated one (60%) and a Ni⁰ source such as Ni(COD)₂ was also fairly active³⁴ as expected from cyclic voltammetry. We also found that cesium and potassium carbonates afford 63–65% yields, while almost no reaction was observed with the sodium or lithium salts (entry 10). This is in line with previous studies, which indicated that the oxidation potential of Breslow enolates increases with the hardness of the counter-cation.^{6,35} Note that, DBU which was found optimal for our reaction, leads to H-bond stabilized enolates with E_{ox} ca. -1 V vs SCE, a value that still matches with the reduction of Ni^I species at -0.9 V.

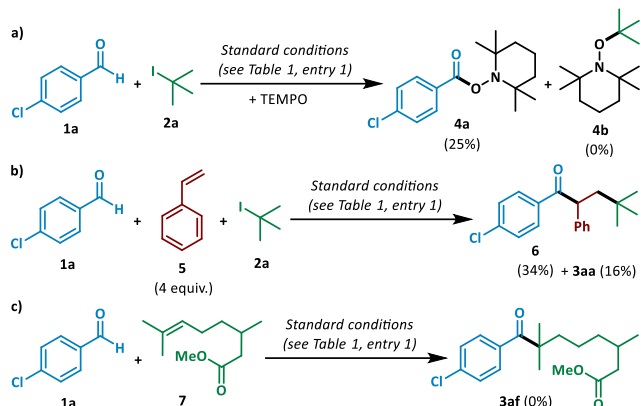
Table 2. Scope of the reaction.^a



^aStandard reaction conditions: **1a** (1.2 mmol), **2a** (1 mmol), **NHC1**-HPF₆ (0.25 mmol), NiBr₂(DME) (0.05 mmol), Xantphos (0.05 mmol) and DBU (1.2 mmol) in 4 mL of dry THF under argon atmosphere for 16 h at 45 °C. ^bIsolated yield. ^cNMR yields are given employing TMB as internal standard; in these cases, the scale was 0.25 mmol for **2a**.

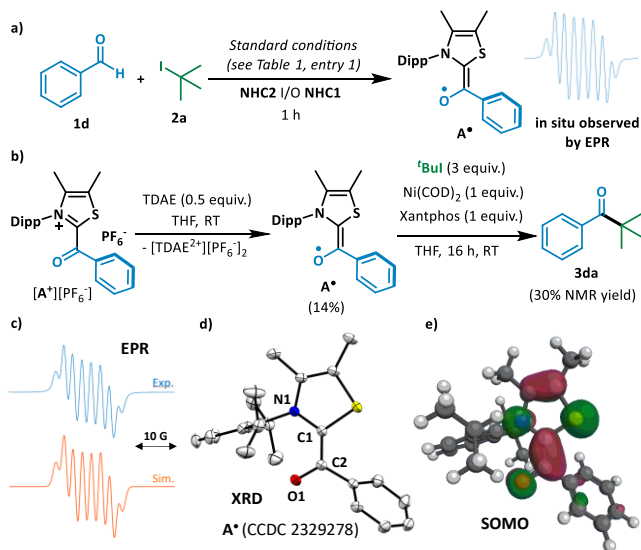
Under these optimized conditions, aromatic aldehydes led to a variety of ketones in moderate yields (Table 2). *Ortho*-substitution is detrimental in comparison to *meta* and *para* positions (**3ca** vs **3aa** & **3ba**) likely due to steric effects. Hydrogen, ester, fluoro, trifluoromethyl and cyano containing substrates reacted smoothly leaving little starting material unreacted (**3da-ha**). Exceptions were the nitro group (**3ia**) and bromo (**3ja**), probably due to incompatibility with nickel catalysis. Electron donating groups such as methyl (**3ka**) or methoxy (**3la**) gave lower yields. 2-Naphthyl (**3ma**) and thiophenyl (**3na**) are compatible, while pyridyl (**3oa** and **3pa**) derivatives are not due probably to nickel poisoning (note that they are preferred substrates in NHC/Pd catalysis).²⁶ Cinnamaldehyde (**3qa**) and aliphatic (**3ra**) aldehydes did not lead to ketones. Then, tertiary alkyl iodides were screened. Relatively low hindered dimethyl substituted alkyl iodides led in moderate yields to the corresponding ketones **3ab-ad**. In the case of **2c** and **2d**, their respective elimination olefin products were observed during ¹H NMR analysis, suggesting a competing decomposition reaction of tertiary alkyl iodides which is a clear limitation of this methodology. In order to discard a putative mechanism via olefin intermediates we confirmed that methyl citronellate (**7**) did not lead to ketone **3af** under standard conditions (Scheme 1c, *vide infra*). In the same line, more sterically encumbered substrates such as **2e** and **2f** gave poor results (9% **3ae** and 0% **3af**, respectively). Also, iodocyclohexane (**2g**) and 1-iodobutane (**2i**) were tested. In both cases, they were consumed leading to complex mixtures where the corresponding ketones **3ag** and **3ah** were not present. In fact, the CVs of [NiBr₂(Xantphos)] in their presence showed catalytic waves followed by EC processes (see SI), suggesting further transformations and avoiding cooperative catalysis. Finally,

tert-butyl bromide gave only traces of **3aa** even if *t*BuBr is not activated by Ni⁰ as observed by CV. Overall, the scope of the reaction seems to be limited to *meta*- and *para*-substituted aromatic aldehydes and sterically unhindered substituted tertiary dimethyl-iodomethanes. To shed light on the mechanism, we run a couple experiments to proof the generation of transient radicals. Addition of TEMPO led to the formation of **4a**, but trapping of transient *t*Bu• leading to **4b** did not take place (Scheme 1a). The reduction of TEMPO by enolate **A**⁻³⁶ is probably faster than the reduction of nickel avoiding its cycle to turn. In contrast, addition of styrene (**5**) led to the corresponding radical relay product **6** which was isolated in moderate yield, supporting the generation of *t*Bu• (Scheme 1b).^{15b}



Scheme 1. Indirect investigations on transient radicals: (a) reaction in the presence of TEMPO; (b) radical relay with styrene; and (c) control test with olefin **7**.

In situ EPR analysis of a catalytic run proved the accumulation of persistent radical **A**[•] in the medium (Scheme 2a). Its experimental X-band EPR spectrum matches well with the one found after bulk electrolysis in our previous work.⁶ Encouraged by its persistency, **[A[•]][PF₆⁻]** was reduced employing half equiv. of TDAE and radical **A**[•] was isolated as a dark red powder and characterized by EPR (Schemes 2b-c). We obtained suitable single-crystals of radical **A**[•] for an X-ray diffraction study (Scheme 2d). N1, C1, C2, and O1 atoms are coplanar (dihedral angle of 3.8°). Besides, the relatively short C1-C2 (1.424(2) Å), long N1-C1 (1.380(1) Å) and C2-O1 (1.251(1) Å) bonds suggest delocalization of the electron along the π -system, which is reminiscent of related analogues.^{5,9,37,38} DFT calculations at the M06/6-311g++(d,p) level confirmed the planar structure and the SOMO along the π -system (Scheme 2e). With radical **A**[•] in hands, we attempted the cross-coupling reaction of radicals. Satisfyingly, reaction of **A**[•] with Ni(COD)₂/Xantphos³⁴ in the presence of **2a** led to **3da** in 30% yield (Scheme 2b).



Scheme 2. Mechanistic studies with persistent radicals: (a) in situ EPR analysis of a catalytic test; (b) synthesis of **A**[•] and trapping with *t*Bu•; and analysis of **A**[•] by (c) EPR; (d) single-crystal X-ray diffraction; and (e) DFT.

Finally, we considered the missing pieces of the catalytic puzzle: the two SET events for the generation of Ni⁰ from Ni^{II} and Ni^I complexes. Catalytically relevant enolate **[DBUH⁺][A⁻]** was prepared in the electrochemical cell via bulk electrolysis upon reducing **[A[•]][PF₆⁻]** and consecutive addition of **[DBUH⁺][PF₆⁻]**.⁶ **[DBUH⁺][A⁻]** has a characteristic absorption band at 390 nm (Figure 3, spectrum in blue). After addition of excess of **[NiBr₂(Xantphos)]** (Figure 3a) the UV-visible spectrum instantaneously changed showing two bands corresponding to radical **A**[•] (575 nm), and excess of **[Ni^{II}]** complex (410 nm). Addition of a sub-stoichiometric amount of **[Ni^{II}]** (Figure 3b) led to some unreacted **[DBUH⁺][A⁻]** (390 nm), **A**[•] (575 nm) and formation of a light brown powder (tentatively a **[Ni⁰]** complex).³⁹ In addition, **A**[•] is also able to reduce electrochemically generated Ni^I leading to Ni⁰ and **A**[•] (see Figure S12 in the SI). These results suggest that two equivalents of **[DBUH⁺][A⁻]** ($E_{ox} = -1$ V vs SCE)⁶ are able to reduce Ni^{II} to Ni⁰ and generate two equiv. of **A**[•].⁴⁰

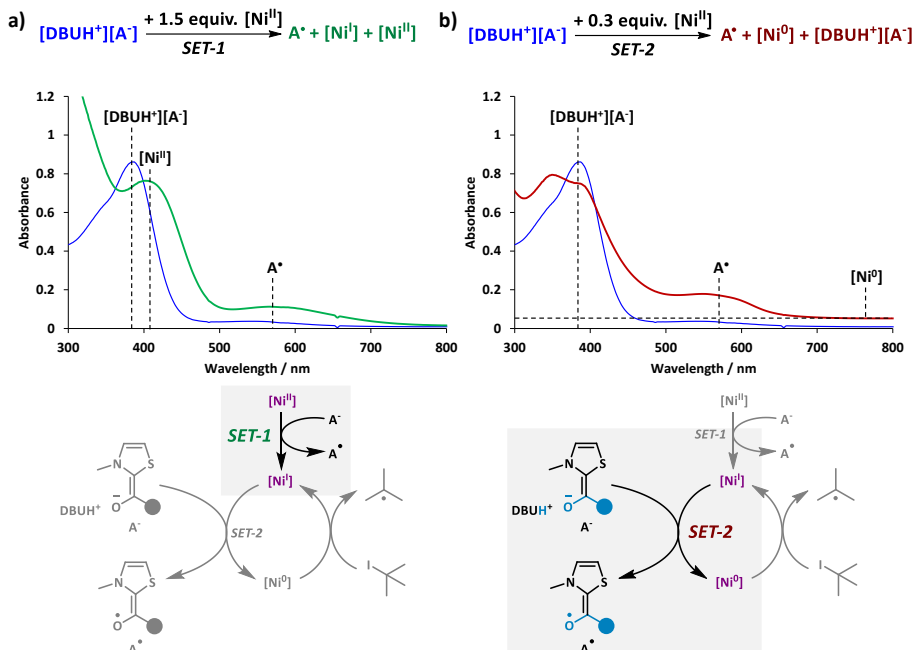


Figure 3. Spectroscopic studies for disclosing SET events: (a) Ni^{II} reduction by A^\bullet ; and (b) Ni^{I} reduction by A^\bullet .

In conclusion, a catalytic cooperative NHC/Ni radical strategy has been developed for the unprecedented coupling between aryl aldehydes and tertiary alkyl iodides leading directly to ketones. Importantly, the combination of reactivity (including the isolation of the omnipresent, yet elusive, Breslow-type radical), electrochemical and spectroscopic studies fully validated the conceptual mechanism and demonstrate that, indeed, NHC and nickel catalytic cycles merge via SET events. We plan to apply this rational approach to other cooperative strategies. On the basis of solid electrochemical data, on-going work is focusing on the activation of more challenging redox non-accessible substrates, beyond the intrinsic limitations of NHC radical catalysis.

Author Contributions

Ludivine Delfau investigation (equal), writing-original draft (supporting), writing-review & editing (supporting); **Elena Mauro** investigation (supporting); **Jacques Pecaut** investigation (supporting); **David Martin** funding acquisition (supporting), investigation (supporting), supervision (supporting), writing-review & editing (supporting); **Eder Tomás-Mendivil** conceptualization (lead), funding acquisition (lead), investigation (equal), supervision (lead), writing-original draft (lead), writing-review & editing (lead).

Notes

The authors declare no competing financial interest.

Accession Codes

CCDC 2329277-2329278 contain the supplementary crystallographic data for this paper. These data can be obtained free of charge via www.ccdc.cam.ac.uk/structures.

ACKNOWLEDGMENT

We thank A. Amgoune, G. Tran, A. Tlili and J. Merad (Univ Lyon, CNRS, Université Claude Bernard Lyon 1) for fruitful discussions. We thank the CECCIC center of Grenoble for computer resources and the ICMG analytic platform (FR 2607), especially P. Girard, D. Gatineau, R. Sanahuges, and N. Altounian for their outstanding service. This work was funded by the French National Agency for Research (ANR-23-CE07-0004-01). LD is grateful for the funding of her PhD thesis by the French National Agency for Research (ANR-20-CE07-0010). We acknowledge the CNRS, the University of Grenoble Alpes, funding from Labex Arcane and CBHEUR-GS (ANR-17-EURE-0003).

REFERENCES

- (1) For reviews, thematic issues and books on stable carbenes, see: (a) Arduengo, A. J.; Bertrand, G. Carbenes Introduction. *Chem. Rev.* **2009**, *109*, 3209-3210. (b) *N*-Heterocyclic Carbene in Transition Metal Catalysis and Organocatalysis; Cazin, C. S. J., Ed.; Springer: London, 2011. (c) *N*-Heterocyclic Carbenes: From Laboratory Curiosities to Efficient Synthetic Tools; Díez-González, S., Ed.; Royal Society of Chemistry Publishing: Cambridge, 2011. (d) Rovis, T.; Nolan, S. P. Stable Carbenes: From 'Laboratory Curiosities' to Catalysis Mainstays. *Synlett* **2013**, *24*, 1188-1189. (e) *N*-Heterocyclic Carbenes—Effective Tools for Organometallic Synthesis; Nolan, S. P., Ed.; Wiley-VCH: Weinheim, 2014. (f) Hopkinson, M. N.; Richter, C.; Schedler, M.; Glorius, F. An overview of *N*-heterocyclic carbenes. *Nature* **2014**, *510*, 485. (g) Hahn, F. E. Introduction: Carbene Chemistry. *Chem. Rev.* **2018**, *118*, 9455-9456.
- (2) (a) Enders, D.; Niemeier, O.; Henseler, A. Organocatalysis by *N*-Heterocyclic Carbenes. *Chem. Rev.* **2007**, *107*, 5606-5655. (b) Flanigan, D. M.; Romanov-Michailidis, F.; White, N. A.; Rovis, T. Organocatalytic Reactions Enabled by *N*-Heterocyclic Carbenes. *Chem. Rev.* **2015**, *115*, 9307-9387.

- (3) (a) Ukai, T.; Tanaka, S.; Dokawa, S. A New Catalyst for the Acyloin Condensation. *J. Pharm. Soc. Jpn.* **1943**, *63*, 296-300. (b) Mizuhara, S.; Handler, P. Mechanism of Thiamine-catalyzed Reactions. *J. Am. Chem. Soc.* **1954**, *76*, 571-573. (c) Breslow, R. On the Mechanism of Thiamine Action. IV. Evidence from Studies on Model Systems. *J. Am. Chem. Soc.* **1958**, *80*, 3719-3726.
- (4) (a) Bay, A. V.; Scheidt, K. A. Single-electron carbene catalysis in redox processes. *Trends in Chemistry* **2022**, *4*, 277-290. (b) Liu, K.; Schwenzler, M.; Studer, A. Radical NHC Catalysis. *ACS Catal.* **2022**, *12*, 11984-11999.
- (5) Regnier, V.; Romero, E. A.; Molton, F.; Jazzar, R.; Bertrand, G.; Martin, D. What Are the Radical Intermediates in Oxidative *N*-Heterocyclic Carbene Organocatalysis? *J. Am. Chem. Soc.* **2019**, *141*, 1109-1117.
- (6) Delfau, L.; Nichilo, S.; Molton, F.; Broggi, J.; Tomás-Mendivil, E.; Martin, D. Critical Assessment of the Reducing Ability of Breslow-type Derivatives and Implications for Carbene-Catalyzed Radical Reactions. *Angew. Chem. Int. Ed.* **2021**, *60*, 26783-26789.
- (7) (a) Roth, H. G.; Romero, N. A.; Nicewicz, D. A. Experimental and Calculated Electrochemical Potentials of Common Organic Molecules for Applications to Single-Electron Redox Chemistry. *Synlett* **2016**, *27*, 714-723. (b) Pause, L.; Robert, M.; Savéant, J.-M. Can Single-Electron Transfer Break an Aromatic Carbon-Heteroatom Bond in One Step? A Novel Example of Transition between Stepwise and Concerted Mechanisms in the Reduction of Aromatic Iodides. *J. Am. Chem. Soc.* **1999**, *121*, 7158-7159.
- (8) Matsuki, Y.; Ohnishi, N.; Kakeno, Y.; Takemoto, S.; Ishii, T.; Nagao, K.; Ohmiya, H. Aryl radical-mediated *N*-heterocyclic carbene catalysis. *Nat. Commun.* **2021**, *12*, 3848.
- (9) Liu, W.; Vianna, A.; Zhang, Z.; Huang, S.; Huang, L.; Melaimi, M.; Bertrand, G.; Yan, X. Mesoionic carbene-Breslow intermediates as super electron donors: Application to the metal-free aryacylation of alkenes. *Chem. Catal.* **2021**, *1*, 196-206.
- (10) (a) Su, F.; Zou, J.; Lv, X.; Lu, F.; Long, Y.; Tang, K.; Li, B.; Chai, H.; Wu, X.; Chi, Y. R. Carbene-Catalyzed Intermolecular Dehydrogenative Coupling of Aldehydes with C(sp³)-H Bonds. *Angew. Chem. Int. Ed.* **2023**, *62*, e202303388. (b) Su, F.; Lu, F.; Tang, K.; Lv, X.; Luo, Z.; Che, F.; Long, H.; Wu, X.; Chi, Y. R. Organocatalytic C-H Functionalization of Simple Alkanes. *Angew. Chem. Int. Ed.* **2023**, *62*, e202310072.
- (11) Liu, C.; Zhang, Z.; Zhao, L.-L.; Bertrand, G.; Yan, X. Mesoionic Carbene-Catalyzed Formyl Alkylation of Aldehydes. *Angew. Chem. Int. Ed.* **2023**, *62*, e202303478.
- (12) Li, Q.-Z.; Zeng, R.; Xu, P.-S.; Jin, X.-H.; Xie, C.; Yang, Q.-C.; Zhang, X.; Li, J.-L. Direct Acylation of Unactivated Alkyl Halides with Aldehydes through *N*-Heterocyclic Carbene Organocatalysis. *Angew. Chem. Int. Ed.* **2023**, *62*, e202309572.
- (13) For a recent review, see: Gao, F.; Zhang, Z.; Yan, X. *N*-Heterocyclic Carbenes (NHCs)-Catalyzed Coupling Reactions of Aldehydes and Organic Halides. *ChemCatChem* **2023**, e202301331.
- (14) For NHC radical catalysis involving activated alkyl halides, see: (a) Yang, W.; Hu, W.; Dong, X.; Li, X.; Sun, J. *N*-Heterocyclic Carbene Catalyzed γ -Dihalomethylation of Enals by Single-Electron Transfer. *Angew. Chem. Int. Ed.* **2016**, *55*, 15783-15786. (b) Li, B.-S.; Wang, Y.; Proctor, R. S. J.; Zhang, Y.; Webster, R. D.; Yang, S.; Song, B.; Chi, Y. R. Carbene-catalyzed reductive coupling of nitrobenzyl bromides and activated ketones or imines via single-electron-transfer process. *Nat. Commun.* **2016**, *7*, 12933. (c) Wu, X.; Zhang, Y.; Wang, Y.; Ke, J.; Jeret, M.; Reddi, R. N.; Yang, S.; Song, B.-A.; Chi, Y. R. Polyhalides as Efficient and Mild Oxidants for Oxidative Carbene Organocatalysis by Radical Processes. *Angew. Chem. Int. Ed.* **2017**, *56*, 2942-2946. (d) Wang, Y.; Wu, X.; Chi, Y. R. Synthesis of indanes via carbene-catalyzed single-electron-transfer processes and cascade reactions. *Chem. Commun.* **2017**, *53*, 11952-11955. (e) Wang, Y.; Du, Y.; Huang, X.; Wu, X.; Zhang, Y.; Yang, S.; Chi, Y. R. Carbene-Catalyzed Reductive Coupling of Nitrobenzyl Bromide and Nitroalkene via the Single-Electron-Transfer (SET) Process and Formal 1,4-Addition. *Org. Lett.* **2017**, *19*, 632-635. (f) Dai, L.; Xia, Z.-H.; Gao, Y.-Y.; Gao, Z.-H.; Ye, S. Visible-Light-Driven *N*-Heterocyclic Carbene Catalyzed γ - and ϵ -Alkylation with Alkyl Radicals. *Angew. Chem. Int. Ed.* **2019**, *58*, 18124-18130. (g) Yang, H.-B.; Wang, Z.-H.; Lia, J.-M.; Wu, C. Modular synthesis of α -aryl β -perfluoroalkyl ketones via *N*-heterocyclic carbene catalysis. *Chem. Commun.* **2020**, *56*, 3801-3804. (h) Ota, K.; Nagao, K.; Ohmiya, H. *N*-Heterocyclic Carbene-Catalyzed Radical Relay Enabling Synthesis of δ -Ketocarboxyls. *Org. Lett.* **2020**, *22*, 3922-3925. (i) Dai, L.; Xu, Y.-Y.; Xia, Z.-H.; Ye, S. γ -Difluoroalkylation: Synthesis of γ -Difluoroalkyl- α,β -Unsaturated Esters via Photoredox NHC-Catalyzed Radical Reaction. *Org. Lett.* **2020**, *22*, 8173-8177. (j) Chen, L.; Lin, C.; Zhang, S.; Zhang, X.; Zhang, J.; Xing, L.; Guo, Y.; Feng, J.; Gao, J.; Du, D. 1,4-Alkylcarbonylation of 1,3-Enynes to Access Tetra-Substituted Allenyl Ketones via an NHC-Catalyzed Radical Relay. *ACS Catal.* **2021**, *11*, 13363-13373. (k) Kusakabe, M.; Nagao, K.; Ohmiya, H. Radical Relay Trichloromethylacylation of Alkenes through *N*-Heterocyclic Carbene Catalysis. *Org. Lett.* **2021**, *23*, 7242-7247. (l) Ishii, T.; Nagao, K.; Ohmiya, H. Radical *N*-heterocyclic carbene catalysis for β -ketocarboxyl synthesis. *Tetrahedron* **2021**, *91*, 132212. (m) Xu, Y.-Y.; Dai, L.; Gao, Z.-H.; Ye, S. ϵ -Benzoylation via Cooperative Photoredox and *N*-Heterocyclic Carbene Catalysis. *J. Org. Chem.* **2022**, *87*, 14970-14974. (n) Chen, L.; Wang, J.; Lin, C.; Zhu, Y.; Du, D. CF₂Br₂ as a Source for Difluoroolefination of 1,3-Enynes via *N*-Heterocyclic Carbene Catalysis. *Org. Lett.* **2022**, *24*, 7047-7051.
- (15) For NHC radical catalysis involving activated alkyl electrophiles, see: (a) Ishii, T.; Kakeno, Y.; Nagao, K.; Ohmiya, H. *N*-Heterocyclic Carbene-Catalyzed Decarboxylative Alkylation of Aldehydes. *J. Am. Chem. Soc.* **2019**, *141*, 3854-3858. (b) Ishii, T.; Ota, K.; Nagao, K.; Ohmiya, H. *N*-Heterocyclic Carbene-Catalyzed Radical Relay Enabling Vicinal Alkylacylation of Alkenes. *J. Am. Chem. Soc.* **2019**, *141*, 14073-14077. (c) Kakeno, Y.; Kusakabe, M.; Nagao, K.; Ohmiya, H. Direct Synthesis of Dialkyl Ketones from Aliphatic Aldehydes through Radical *N*-Heterocyclic Carbene Catalysis. *ACS Catal.* **2020**, *10*, 8524-8529. (d) Kim, I.; Im, H.; Lee, H.; Hong, S. *N*-Heterocyclic carbene-catalyzed deaminative cross-coupling of aldehydes with Katritzky pyridinium salts. *Chem. Sci.* **2020**, *11*, 3192-3197. (e) Sato, Y.; Goto, Y.; Nakamura, K.; Miyamoto, Y.; Sumida, Y.; Ohmiya, H. Light-Driven *N*-Heterocyclic Carbene Catalysis Using Alkylborates. *ACS Catal.* **2021**, *11*, 12886-12892. (f) C. Liu, J. Wang, X. Liu, J. Feng, D. Du, NHC-Catalyzed Radical Acylation of Cycloalkyl Silyl Peroxides to Access 1,6-, 1,7-, and 1,8-Diketones. *Chem. Commun.* **2023**, *59*, 13175-13178. (g) Wang, J.-M.; Chen, T.; Yao, C.-S.; Zhang, K. Synthesis of β -Ketonitriles via *N*-Heterocyclic-Carbene-Catalyzed Radical Coupling of Aldehydes and Azobis(isobutyronitrile). *Org. Lett.* **2023**, *25*, 3325-3329.
- (16) (a) Tasker, S. Z.; Standley, E. A.; Jamison, T. F. Recent advances in homogeneous nickel catalysis. *Nature* **2014**, *509*, 299-309. (b) Diccianni, J. B.; Diao, T. Mechanisms of Nickel-Catalyzed Cross-Coupling Reactions. *Trends Chem.* **2019**, *1*, 830-844.
- (17) (a) García-Domínguez, A.; Li, Z.; Nevado, C. Nickel-Catalyzed Reductive Dicarbofunctionalization of Alkenes. *J. Am. Chem. Soc.* **2017**, *139*, 6835-6838. (b) Shu, W.; García-Domínguez, A.; Quirós, M. T.; Mondal, R.; Cárdenas, D. J.; Nevado, C. Ni-Catalyzed Reductive Dicarbofunctionalization of Nonactivated Alkenes: Scope and Mechanistic Insights. *J. Am. Chem. Soc.* **2019**, *141*, 13812-13821.
- (18) Charboneau, D. J.; Hazari, N.; Huang, H.; Uehling, M. R.; Zultanski, S. L. Homogeneous Organic Electron Donors in Nickel-Catalyzed Reductive Transformations. *J. Org. Chem.* **2022**, *87*, 7589-7609.
- (19) Leifert, D.; Studer, A. The Persistent Radical Effect in Organic Synthesis. *Angew. Chem. Int. Ed.* **2020**, *59*, 74-108.
- (20) (a) Wang, M. H.; Scheidt, K. A. Cooperative Catalysis and Activation with *N*-Heterocyclic Carbenes. *Angew. Chem. Int. Ed.* **2016**, *55*, 14912-14922. (b) Nagao, K.; Ohmiya, H. *N*-Heterocyclic Carbene (NHC)/Metal Cooperative Catalysis. *Top. Curr. Chem.* **2019**, *377*, art. 35.
- (21) For selected examples including Nickel, see: (a) Liu, H.; Han, Y.-F.; Gao, Z.-H.; Zhang, C.-L.; Wang, C.; Ye, S. Cooperative *N*-Heterocyclic Carbene/Nickel-Catalyzed Hydroacylation of 1,3-Dienes with Aldehydes in Water. *ACS Catal.* **2022**, *12*, 1657-1663. (b) Peng, L.; Wang, M.; Huang, J.;

- Guo, C.; Gong, L.-Z.; Song, J. Enantio- and Diastereodivergent *N*-Heterocyclic Carbene/Nickel Dual-Catalyzed Umpolung Propargylic Substitutions of Enals. *J. Am. Chem. Soc.* **2023**, *145*, 28085-28095.
- (22) Menon, S.; Ragsdale, S. W.; Mechanism of the *Clostridium thermoaceticum* Pyruvate:Ferredoxin Oxidoreductase: Evidence for the Common Catalytic Intermediacy of the Hydroxyethylthiamine Propylphosphate Radical. *Biochemistry* **1997**, *36*, 8484-8494.
- (23) Zhao, J.; Mück-Lichtenfeld, C.; Studer, A. Cooperative *N*-Heterocyclic Carbene (NHC) and Ruthenium Redox Catalysis: Oxidative Esterification of Aldehydes with Air as the Terminal Oxidant. *Adv. Synth. Catal.* **2013**, *355*, 1098-1106.
- (24) Liu, M.-S.; Min, L.; Chen, B.-H.; Shu, W. Dual Catalysis Relay: Coupling of Aldehydes and Alkenes Enabled by Visible-Light and NHC-Catalyzed Cross-Double C-H Functionalizations. *ACS Catal.* **2021**, *11*, 9715-9721.
- (25) Zhang, B.; Wang, J. Acyldifluoromethylation Enabled by NHC-Photoredox Cocatalysis. *Org. Lett.* **2022**, *24*, 3721-3725.
- (26) (a) Han, Y.-F.; Huang, Y.; Liu, H.; Gao, Z.-H.; Zhang, C.-L.; Ye, S. Photoredox cooperative *N*-heterocyclic carbene/palladium-catalyzed alkylacylation of alkenes. *Nat. Commun.* **2022**, *13*, 5754. (b) Wang, H.-Y.; Wang, X.-H.; Zhou, B.-A.; Zhang, C.-L.; Ye, S. Ketones from aldehydes via alkyl C(sp³)-H functionalization under photoredox cooperative NHC/palladium catalysis. *Nat. Commun.* **2023**, *14*, 4044.
- (27) Huang, Y.; Han, Y.-F.; Zhang, C.-L.; Ye, S. Modular Access to Ketones via Cooperative NHC/Pd-Catalyzed C-H Alkylation of Aldehydes with Alkyl Bromides. *ACS Catal.* **2023**, *13*, 11033-11040.
- (28) Other works, in which metals cooperate with NHC catalysis, are noteworthy, even if SET events between A- and the metal centers were not proposed: (a) Liang, F.; Chen, N.; Cheng, K.; Wang, Q. *N*-Heterocyclic Carbene and Manganese Synergistic Catalysis: A Three-Component Radical Acylmonofluoroalkylation of Alkenes. *Org. Lett.* **2023**, *25*, 8168-8172. (b) Takekawa, Y.; Nakagawa, M.; Nagao, K.; Ohmiya, H. A Quadruple Catalysis Enabling Intermolecular Branch-Selective Hydroacylation of Styrenes. *Chem. Eur. J.* **2023**, *29*, e202301484. (c) Zeng, W.-T.; Han, X.; Huang, G.-B.; Weng, J.; Chan, A. S. C.; Lu, G. Cooperative NHC and nickel catalyzed asymmetric reductive coupling of nitrobenzyl bromides and cyclic ketimines via SET Process. *Org. Chem. Front.* **2023**, *10*, 1463-1469.
- (29) Lin, Q.; Dawson, G.; Diao, T.; Experimental Electrochemical Potentials of Nickel Complexes. *Synlett* **2021**, *32*, 1606-1620.
- (30) Mora, G.; van Zutphen, S.; Klemps, C.; Ricard, L.; Jean, Y.; Le Floch, P. Synthesis, X-Ray, and Electronic Structures of a New Nickel Dibromide Complex. Activity in the Regioselective Catalyzed Dimerization of Ethylene into 1-Butene. *Inorg. Chem.* **2007**, *46*, 10365-10371.
- (31) For the electrochemical study of electron-rich [Ni(*o*-Tol)^{tBu}Xantphos] complexes, see: Diccianni, J. B.; Katigbak, J.; Hu, C.; Diao, T. Mechanistic Characterization of (Xantphos)Ni(I)-Mediated Alkyl Bromide Activation: Oxidative Addition, Electron Transfer, or Halogen-Atom Abstraction. *J. Am. Chem. Soc.* **2019**, *141*, 1788-1796.
- (32) (a) Lin, Q.; Fu, Y.; Liu, P.; Diao, T. Monovalent Nickel-Mediated Radical Formation: A Concerted Halogen-Atom Dissociation Pathway Determined by Electroanalytical Studies. *J. Am. Chem. Soc.* **2021**, *143*, 14196-14206. (b) Diccianni, J.; Lin, Q.; Diao, T. Mechanisms of Nickel-Catalyzed Coupling Reactions and Applications in Alkene Functionalization. *Acc. Chem. Res.* **2020**, *53*, 906-919.
- (33) (a) We have recently reported an improved synthesis of thiazolium salts, see: Delfau, L.; Pecaut, J.; Tomás-Mendivil, E.; Martin, D. Improved protocols for the synthesis of Precursors of Thiazol-2-ylidene *N*-Heterocyclic Carbenes. *Synlett* **2024**, DOI: 10.1055/a-2284-4798. (b) Delfau, L.; Assani, N.; Nichilo, S.; Pecaut, J.; Philouze, C.; Broggi, J.; Martin, D.; Tomás-Mendivil, E. On the Redox Properties of the Dimers of Thiazol-2-ylidenes That Are Relevant for Radical Catalysis. *ACS Org. Inorg. Au* **2023**, *3*, 136-142.
- (34) (a) Staudaher, N. D.; Stolley, R. M.; Louie, J. Synthesis, mechanism of formation, and catalytic activity of Xantphos nickel p-complexes. *Chem. Commun.* **2014**, *50*, 15577-15580. (b) Clevenger, A. L.; Stolley, R. M.; Stolley, N. D.; Al, N.; Rheingold, A. L.; Vanderlinden, R. T.; Louie, J. Comprehensive Study of the Reactions Between Chelating Phosphines and Ni(cod)₂. *Organometallics* **2018**, *37*, 3259-3268.
- (35) Mulks, F. F.; Melaimi, M.; Yan, X.; Baik, M.-H.; Bertrand, G. How To Enhance the Efficiency of Breslow Intermediates for SET Catalysis. *J. Org. Chem.* **2023**, *88*, 2535-2542.
- (36) Guin, J.; De Sarkar, S.; Grimme, S.; Studer, A. Biomimetic Carbene-Catalyzed Oxidations of Aldehydes Using TEMPO. *Angew. Chem. Int. Ed.* **2008**, *47*, 8727-8730.
- (37) Chabrière, E.; Vernède, X.; Guigliarelli, B.; Charon, M.-H.; Hatchikian, E. C.; Fontecilla-Camps, J. C. Crystal Structure of the Free Radical Intermediate of Pyruvate:Ferredoxin Oxidoreductase. *Science* **2001**, *294*, 2559-2563.
- (38) (a) Mahoney, J. K.; Martin, D.; Moore, C. E.; Rheingold, A. L.; Bertrand, G. Bottleable (amino)(carboxy) radicals derived from cyclic (alkyl)(amino) carbenes. *J. Am. Chem. Soc.* **2013**, *135*, 18766-18769. (b) Mahoney, J. K.; Martin, D.; Thomas, F.; Moore, C. E.; Rheingold, A. L.; Bertrand, G. Air-persistent monomeric (amino)(carboxy) radicals derived from cyclic (alkyl)(amino)carbenes. *J. Am. Chem. Soc.* **2015**, *137*, 7519-7525. (c) Deardorff, C. L.; Sikma, R. E.; Rhodes, C. P.; Hudnall, T. W. Carbene-derived α -acyl formamidinium cations: organic molecules with readily tunable multiple redox processes. *Chem. Commun.* **2016**, *52*, 9024-9027. (d) Peltier, J. L.; Serrato, M. R.; Thery, V.; Pecaut, J.; Tomás-Mendivil, E.; Bertrand, G.; Jazzar, R.; Martin, D. An air-stable radical with a redox-chameleonic amide. *Chem. Commun.* **2023**, *59*, 595-598.
- (39) Tang, R.; Petit, J.; Yang, Y.; Link, A.; Bächle, F.; Perrin, M.-E. L.; Amgoune, A.; Tlili, A. Nickel-Catalyzed Trifluoromethylselenolation of Aryl and Alkenyl-Triflates: Scope and Mechanism. *ACS Catal.* **2023**, *13*, 12553-12562.
- (40) For a closely related SET event between Breslow type enolate and a Co(II) complex, see: Nakanishi, I.; Itoh, S.; Fukuzumi, S. Electron-Transfer Properties of Active Aldehydes of Thiamin Coenzyme Models, and Mechanism of Formation of the Reactive Intermediates. *Chem. Eur. J.* **1999**, *5*, 2810-2818.