



HAL
open science

Local site conditions reduce interspecific differences in climate sensitivity between native and non-native pines

Marcin Klisz, Radoslaw Puchalka, Marcin Jakubowski, Marcin Koprowski, Maksym Netsvetov, Yulia Prokopuk, Jernej Jevšenak

► To cite this version:

Marcin Klisz, Radoslaw Puchalka, Marcin Jakubowski, Marcin Koprowski, Maksym Netsvetov, et al.. Local site conditions reduce interspecific differences in climate sensitivity between native and non-native pines. 2024. hal-04563328

HAL Id: hal-04563328

<https://hal.science/hal-04563328>

Preprint submitted on 29 Apr 2024

HAL is a multi-disciplinary open access archive for the deposit and dissemination of scientific research documents, whether they are published or not. The documents may come from teaching and research institutions in France or abroad, or from public or private research centers.

L'archive ouverte pluridisciplinaire **HAL**, est destinée au dépôt et à la diffusion de documents scientifiques de niveau recherche, publiés ou non, émanant des établissements d'enseignement et de recherche français ou étrangers, des laboratoires publics ou privés.

Local site conditions reduce interspecific differences in climate sensitivity between native and non-native pines

Marcin Klisz ^{a, †}, Radosław Puchałka ^{b, c}, Marcin Jakubowski ^d, Marcin Koprowski ^{b, c}, Maksym Netsvetov ^{e, f}, Yulia Prokopuk ^{a, e}, Jernej Jevšenak ^{g, h}

^a Dendrolab IBL, Department of Silviculture and Forest Tree Genetics, Forest Research Institute, Braci Leśnej 3, Sękocin Stary, Raszyn, 05-090, Poland

^b Department of Ecology and Biogeography, Faculty of Biological and Veterinary Sciences, Nicolaus Copernicus University, Lwowska 1, Toruń 87-100, Poland

^c Centre for Climate Change Research, Nicolaus Copernicus University, Lwowska 1, Toruń 87-100, Poland

^d Department of Forest Utilisation, Faculty of Forestry and Wood Technology, Poznań University of Life Sciences, Wojska Polskiego 71A, Poznań 60-625, Poland

^e Institute for Evolutionary Ecology, National Academy of Sciences of Ukraine, Academician Lebedev 37, Kyiv 03143, Ukraine

^f BIOGECO, INRAE, University of Bordeaux, 69 route d'Arcachon, Cestas 33610, France

^g TUM School of Life Sciences, Technical University of Munich, Hans-Carl-v.-Carlowitz-Platz 2, Freising 85354, Germany

^h Department for Forest and Landscape Planning and Monitoring, Slovenian Forestry Institute, Večna pot 2, Ljubljana 1000, Slovenia

ARTICLE INFO

Keywords:

P. sylvestris

P. nigra

P. rigida

Acclimation

Climate sensitivity

Drought resilience

ABSTRACT

Two European pine species, *Pinus sylvestris* and *Pinus nigra*, are experiencing dieback as a result of the increasing frequency and intensity of extreme climatic events. Recent species distribution models predicted shrinkage of ecological niches in the near future and shifted their habitat range towards the northeast. Consequently, *P. sylvestris* may contract its range and *P. nigra* may expand in Central Europe. To test whether native pine species have an advantage over introduced pine species in acclimation to a novel climate in Central Europe, we investigated the climate sensitivity and vitality of *P. sylvestris*, *P. nigra* and *Pinus rigida*. We sampled mature stands of each pine species at three sites in Central Europe, for which we determined climate–growth relationships: temporal stability of temperature and precipitation correlations with tree-ring width and resilience indices. Based on remote sensing data, we assessed differences in surface reflectance and photosynthetic activity obtained from the normalised difference vegetation index (NDVI). Our analyses revealed that the climate sensitivity and surface reflectance of pines are not due to their nativeness in Central Europe but better explained by local site conditions. The specificity and variability of drought events may determine both the homogeneous and diverse susceptibility of species to a negative water balance. Therefore, the character of future climatic extremes seems to be the key to understanding the acclimation of native and non-native pine species in Central Europe. Because our studies do not provide evidence of the superiority of non-native pine species over *P. sylvestris*, and the potential impacts of introduced species on local habitats seem poorly understood in the face of climate change, we urge particular caution in introducing species with unrecognized invasive potential.

1. Introduction

The history of the introduction of non-native tree species in Europe spans only 300 years (Nyssen et al., 2016), although broader attempts to use them in commercial forestry date back to the mid-19th century (Alizoti et al., 2022). These attempts were related to the rapidly shrinking, easily accessible forest resources in Europe and the increasing demand for energy and construction wood during the industrialization period (Hölzl, 2010). As a result, of the more than 150 tree species introduced into Europe (Brus et al., 2019), interest has focused on those

characterised by both fast growth and the expected quality of the wood raw material (Dimitrova et al., 2022). The idea of planting the introduced species was therefore driven by economic considerations, while the ecological requirements of the species were initially not of primary importance (Peterken, 2001; White, 1997). Phylogenetic relationships among plants are often reflected in the phylogeny of their symbionts, parasites and pests (Segraves, 2010). Hence, the introduction of species, especially those with native congeners, involves the risk of unintentional introduction of trophically related species, which may negatively affect native species and ecosystem functioning (Banasiak et al., 2019;

[†] Corresponding author.

E-mail address: m.klisz@ibles.waw.pl (M. Klisz).

<https://doi.org/10.1016/j.agrformet.2023.109694>

Received 22 February 2023; Received in revised form 23 August 2023; Accepted 29 August 2023
0168-1923/© 20XX

Pötzelberger et al., 2021). On the other hand, species that are phylogenetically distant from native species introduce new functional traits into ecosystems. This can cause alternations in ecosystems and changes in natural biodiversity due to competition with native species, allelopathy, changes in elemental cycling, physical properties of litter, etc. (Piwczyński et al., 2016; Wohlgemuth et al., 2022).

In Central Europe, with commercial forestry dominated by native Scots pine (*Pinus sylvestris* L.) with high tolerance to harsh climate and poor soils (Houston Durrant et al., 2016), attempts were mostly made to plant species adapted to different growing conditions, e.g. Douglas-fir (*Pseudotsuga menziesii* (Mirb.) Franco), Grand fir (*Abies grandis* Douglas (ex D. Don) Lindl.), or eastern white pine (*Pinus strobus* L.) (Radu, 2008; Thomas et al., 2022). These species appear to be promising as having a lower invasive potential than deciduous species (Carrillo-gavila and Vila, 2010). According to Adamowski (2004), the low invasiveness of conifers in Central Europe is not only due to the small scale of introductions but also to their ability to compete habitats with various degrees of disturbances. In the case of pioneer species, which most cultivated alien pine species are, the spread has rarely been observed, mainly on abandoned agricultural land. On the other hand, the spread of the only invasive Central European pine species, *P. strobus* (Hadincová et al., 2007), is limited by fungal pathogens (Radu, 2008).

Scots pine, the dominant tree species in Central and Northern Europe, is characterised by its wide ecological amplitudes (Carlisle and Brown, 1968). However, the future of Scots pine does not seem optimistic given the observed and predicted changes in climatic conditions (Marqués et al., 2022). In the lowlands of Central Europe, the expected climatic conditions will lead to a northward retreat of this species, leading to a range contraction in relation to its current extent (Bombi et al., 2017; Buras and Menzel, 2019; Dyderski et al., 2018). The results of some studies using recent climate change scenarios for other species have even shown that the effects of climate change expected in 2061–2080 can be expected in 2041–2060 (Puchałka et al., 2023a, 2021). This suggests that the problem of range shifts of native species may also be more urgent than previously thought. These predictions are complemented by evidence from studies that focus on climate-growth relationships and suggest that Scots pine will not be able to cope with climate change in the western part of its range, while it will benefit from projected higher temperatures in Northern Europe (Camarero et al., 2015; Harvey et al., 2020; Metslaid et al., 2018). Moreover, a decline in the vitality of pine stands has been reported in many regions of Europe (Meshkova, 2021; Rebetz and Dobbertin, 2004; Sidor et al., 2019).

Although precipitation deficits appear to be the main driver of Scots pine decline (Hunziker et al., 2022), when combined with biotic agents, they can accelerate this process (Lemaire et al., 2022). Even though resilience enhanced by tree growth release may compensate for the dieback effect, projected warming may weaken this process (Margalef-Marrase et al., 2023). These considerations raise the question of whether it is advisable to identify a tree species that is more suitable for future conditions in Central Europe and whether we should choose among the introduced tree species? The introduction of non-native broadleaved species could alter ecosystem functioning and lead to the loss of species associated with natural coniferous forests without satisfactory timber production, as most deciduous trees have higher foil fertility requirements (Leuschner and Ellenberg, 2017). Moreover, deciduous species create more shade, which may further accelerate the expected climate driver declining of boreal species such as *Vaccinium myrtillus* L. and *V. vitis-idaea* L. (Puchałka et al., 2023b; Woziwoda et al., 2019, 2021). Therefore, it seems reasonable to consider species closely related to *P. sylvestris* with similar functional traits and ecological requirements that could serve as alternatives to native species, with minimal impact on ecosystem functioning while being better adapted to the future climate. Alternative species include the North American *Pinus rigida* Mill. (section *Trifoliae*), which is quite commonly cultivated in

Central Europe but has hardly been studied dendrochronologically (Klisz et al., 2022; Wilczyński, 2020), and the southern European *Pinus nigra* Arn. ssp. *nigra* (section *Pinus*), which is more closely related to *P. sylvestris* (Gernandt et al., 2005). The general ecological similarities in functional characteristics, ecology, morphology and chemistry between native pine and the introduced species make it possible for these species to provide comparable timber with minor impact on the forest ecosystem (Bellon et al., 1977; Pazdrowski and Szaban, 2002).

Black pine, a species common in Southern Europe from Spain to the Black Sea basin, is found in upland and mountainous regions (Farjon and Filer, 2013a). Its spatial distribution is linked to its variability, which has led to the recognition of five subspecies (López et al., 2004). Most likely used for introduction in Central Europe (Jagielska et al., 2007), *P. nigra* ssp. *nigra* is found mainly in the Balkans, southern Italy (Alpine foothills), eastern Austria and Romania (Enescu et al., 2016). The original aim of the introduction of black pine to Central Europe (Baltic coast, second half of the 19th century) was to stabilize coastal dunes by afforestation (Król and Ostrowicz, 1976). Then, with the emerging problems of Scots pine dieback in heavily polluted areas, black pine was planted as a species with a higher resistance to pollution (Latocha, 1975). Previously considered to be invulnerable to water availability (Leal et al., 2008), *P. nigra* ssp. *nigra* appears to have become increasingly drought sensitive in recent years with increasing aridity (Móricz et al., 2018). However, the precipitation deficit does not yet appear to limit non-native tree stands in Central Europe (Klisz et al., 2022; Thurm et al., 2018). We therefore recognised black pine (*P. nigra* ssp. *nigra*) as a European pine species that may provide an alternative to Scots pine in Central Europe.

Pitch pine is a North American species that limits its occurrence to sites with less fertile, shallow and sandy soils, whose natural range extends from coastal Maine through the Appalachians to northeastern Georgia (Farjon and Filer, 2013b; Little, 1959). In Europe, low ecological requirements have resulted in poor habitats, often lacking woody vegetation (e.g. sand dunes), among the most common areas of Pitch pine introduction (Bellon et al., 1977). Although climate suitability was most likely not considered when pitch pine was introduced, a convergent pattern of climatic sensitivity was now observed in native and secondary distributions (Cedro et al., 2013; Klisz et al., 2022; Pederson et al., 2004). Given the comparable ecological requirements, convergent growth performance in native and secondary distributions and a climatic niche in North America similar to the future climate in Europe, we considered pitch pine (an introduced species) suitable for comparing native and non-native pine species.

To understand the advantages and weaknesses of non-native pine species compared to native pine species in terms of secondary growth, we selected Scots pine, black pine and pitch pine as the model species. Therefore, we selected three parallel study sites in Central Europe, each containing a native pine species (Scots pine), a pine species introduced from Southern Europe (black pine) and a pine species introduced from North America (pitch pine) to test their performance under Central European conditions. We focused on climate-growth relationships and the effect of extreme climate events in conjunction with analyses of satellite-based vegetation indices as indicators of tree vitality. Our aim was to determine whether site characteristics or species origins explain the life traits of the studied species. We hypothesised that: (i) despite the diverse origins of pine species (native to Central Europe, non-native to Central Europe and non-native to Europe), growth performance depends on site conditions rather than species, and (ii) satellite-based vegetation indices, similar to climate sensitivity indices, reflect differences among species and site conditions.

2. Materials and methods

2.1. Species selection and study sites

Three phylogenetically related pine species were selected for the study: *P. sylvestris* (PISY), native to Central Europe; *P. nigra* (PINI), non-native to Central Europe and *P. rigida* (PIRI), non-native to the European continent (Fig. 1). In selecting the three study sites, we were guided by the following rationale: each site had to be characterised by the presence of mature stands of each of the three pine species as dominant in their species composition. Thus, each study site consisted of three isolated but closely spaced neighbouring sites. The study sites were geographically within the natural range of PISY and within the climatic envelope of each of the three pine species (Figs. 1 and 2). All study sites were located in a lowland region in central and western Poland: Chojnów, Mazovia (CHO, N52.0979, E20.8751), Piaski, Greater Poland (PIA, N51.6086, E17.1022) and Toruń, Pomerania (TOR, N53.0481, E18.5644). The study sites are characterised by favourable climatic conditions (temperate climate) for tree growth with moderate annual precipitation sums (from 483 to 526 mm, CHO and PIA, respectively) and a mild annual temperature average (from 8.3 to 8.8 °C, TOR and PIA, respectively) (Fig. A.1; Haylock et al., 2008, E-OBS version 22.0e). Soils at the CHO site are homogeneous for all pine species—rusty soils developed on loose sand. The forest soils in the TOR site are podzolic soil formed on dune sand (PIRI and PISY) and podzolic, post-agricultural soils (PINI). The forest soils at the PIA site are homogeneous for all pine species—dystric arenosols formed on loose sand in a humid continental climate.

2.2. Growth data

For each pine species, 20 sample trees were selected at each study site based on their biosocial (dominant or co-dominant trees), health status (vital individuals without any visible damage) and location in a closed stand (avoiding trees at the edge of gaps and stand margins). Two increment cores were collected from each sample tree at a height of 1.3 m. The increment cores were taken from two perpendicular directions using 5 mm diameter Pressler drills. To make the annual ring boundaries clearly visible, the dry cores were treated with a series of progressively finer sandpapers (grit sizes up to 1000). Finally, wood samples with distinct growth ring patterns were digitised at 2400 dpi (Epson Expression XL12000). We assisted the cross-dating by identifying the boundaries between annual rings using a binocular (80x magni-

fication LEICA S8APO) to verify the possible occurrence of false rings as a result of intra-annual density fluctuations in earlywood.

2.3. Dendrochronological analysis

We averaged two growth series per tree into one series and then detrended using a cubic smoothing spline with a cut-off of 50% of the frequency at a wavelength of 30 years (Cook and Peters, 1981; Speer, 2010). To remove the remaining temporal autocorrelation and emphasize the high-frequency signal (year-to-year variability) of growth, pre-weighting was performed using the first-order autoregressive model (Cook and Kairiukstis, 2013). Next, we used a bi-weighted robust mean to develop residual chronologies independently for the combination of species and site (Table A.1, Fig. A.3). To assess the quality of developed chronologies (Table A.1), we calculated the Gleichläufigkeit (glk, i.e. the coherence coefficient; Buras and Wilmking, 2015; Eckstein and Bauch, 1969) and mean inter-series correlation (mean rbt, an indicator of the strength of the common signal; Cook and Kairiukstis, 2013; Wigley et al., 1984). We then applied the sub-sample signal strength (SSS) and the first-order autocorrelation (AR1, an indicator of the effects of previous year conditions on current year growth) to test the representativeness of the species chronologies. These parameters were calculated from the index series (RWI, raw ring widths of each tree divided by the average ring width of the tree) for the robust common period from 1943 to 2020 determined according to sub-sample signal strength (SSS > 0.95; Fig. A.2).

2.4. Climate sensitivity

In the climate sensitivity analyses, we employed the *daily_response_seascorr()* function of the dendroTools R package (Jevšenak, 2020; Jevšenak and Levanič, 2018), which applies a moving window of variable widths and calculates partial correlation coefficients between an aggregated climate variable and a selected tree-ring proxy while simultaneously controlling for the second climate variable (Jevšenak et al., 2021). The function was applied to both climate variables: mean temperature while considering precipitation as a control and vice versa. We considered all seasons with lengths from 21 to 270 days, starting in April of the previous year and ending in October of the current year. The final output matrices with correlation coefficients were also transformed with the principal component analysis (PCA) and the resulting biplots were used to infer similarities in climate response among the studied sites and species.

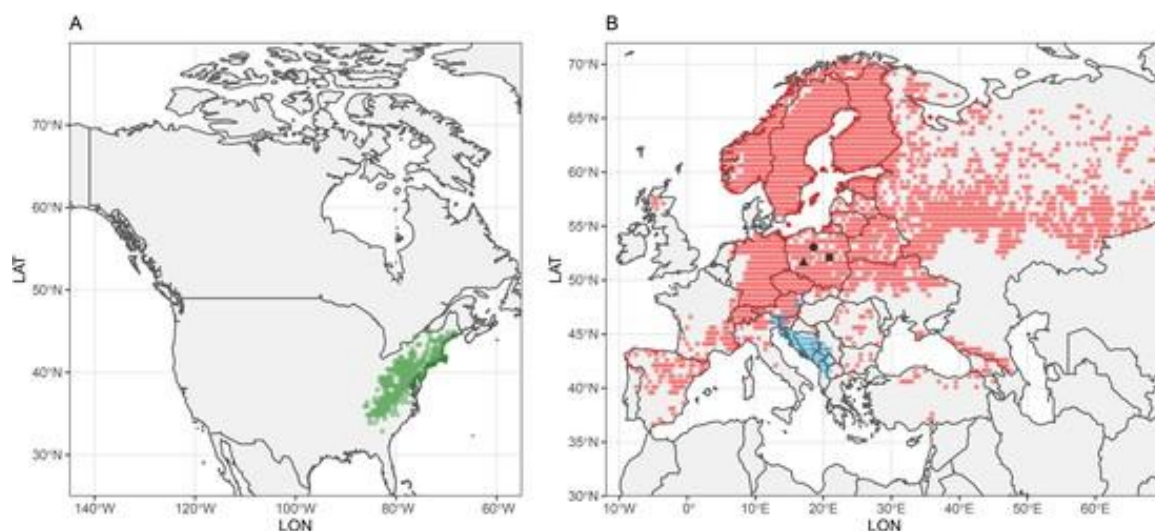


Fig. 1. Natural distribution of *Pinus rigida* (green; Panel A), *Pinus nigra* and *Pinus sylvestris* (blue and red, respectively; Panel B). Study sites: CHO, black square; PIA, black triangle; TOR, black circle (For interpretation of the references to color in this figure legend, the reader is referred to the web version of this article).

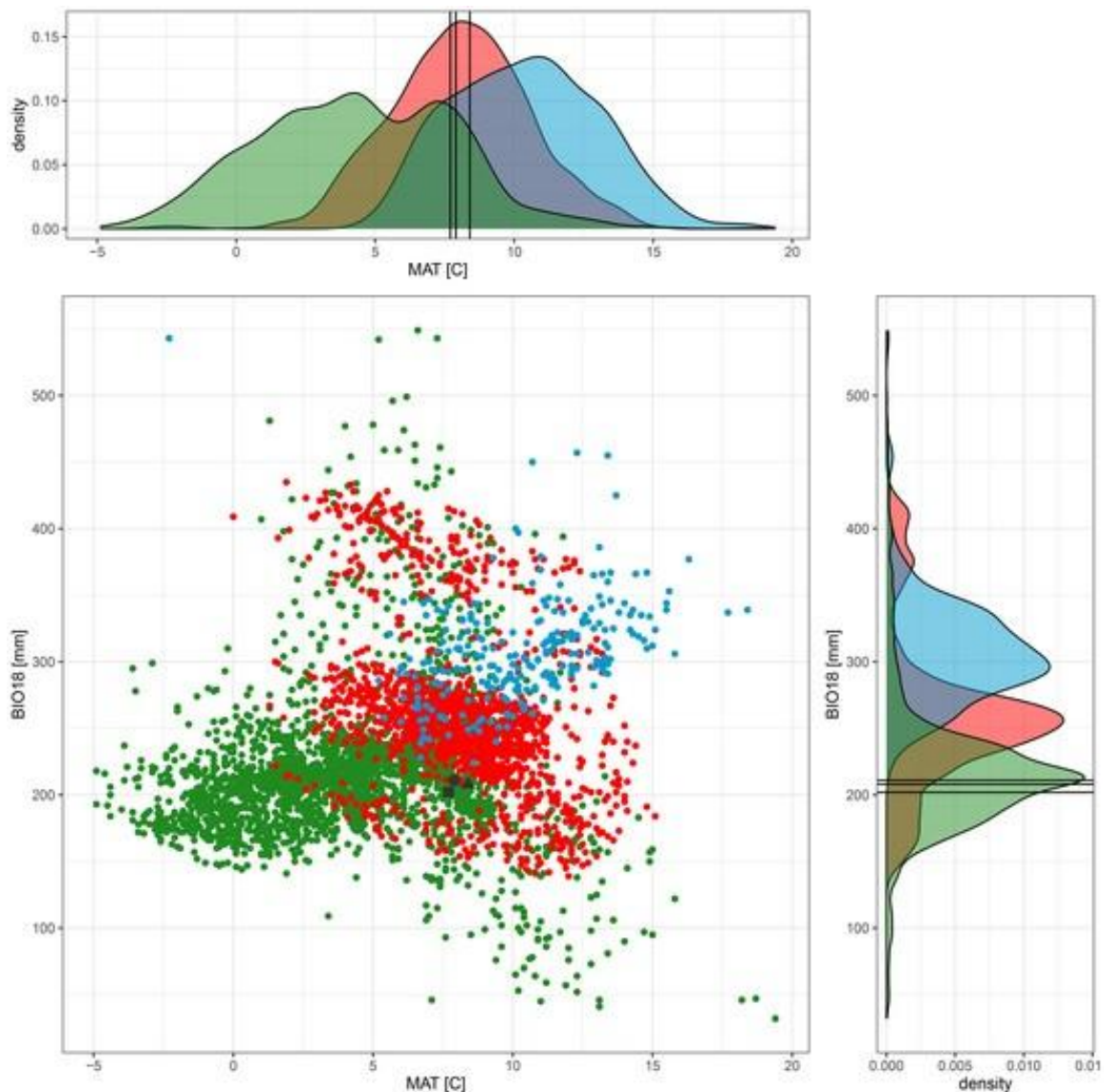


Fig. 2. Climatic envelope of *Pinus nigra* (red), *Pinus rigida* (blue) and *Pinus sylvestris* (green). Study sites: CHO, black square; PIA, black triangle; TOR, black circle. MAT – mean annual temperature; BIO18 – precipitation of the warmest quarter (For interpretation of the references to color in this figure legend, the reader is referred to the web version of this article).

To assess the temporal stability of temperature and precipitation correlations, we repeated the analyses with dendroTools with a fixed season length of 150 days and systematically subsetted the analyzed years using a 30-year moving window with a 1-year offset. These analyses were performed for the robust common period from 1943 to 2020.

2.5. Resilience indices

The negative effects of extreme dry years and years with extreme growth reductions were studied based on resilience indices (Lloret et al., 2011, e.g. 1-3) and superposed epoch analysis (SEA) (Chree, 1913). First, we identified negative pointer years (van der Maaten-Theunissen et al., 2021) based on the “Cropper” method, using a window size of 5 years and a series threshold of 60% as criteria for defining negative and positive events (Cropper, 1979). Next, we identified severe dry years based on values of the standardised precipitation-evapotranspiration index (SPEI) (Beguería et al., 2014), using values below -2 as a cutoff criterion (McKee et al., 1993; Paulo et al., 2012) separately at 3- and 6-month accumulation scales. The identified negative pointer years and

years with $\text{SPEI} < -2$ were combined and used in the SEA and calculation of resistance, recovery and resilience. The combination of both indicators was necessary, since we were interested in the general response to growth reductions caused by drought or other biotic and abiotic agents.

To calculate the SEA, we applied 1000-fold bootstrap resamples and 3-year lags before and after a drought event that coincided with negative pointer years ($\text{SPEI} < -2$). These calculations included detrended and prewhitened RWI chronologies (see 2.3 Dendrochronological analysis) with a statistical significance of response ($p < 0.05$). Finally, we determined the significance of departure from RWI before and after extreme drought events.

To determine how pine species cope with extreme drought events, we applied three commonly used indices: resistance, recovery and resilience (Lloret et al., 2011).

$$\text{Resistance (Rt)} = \text{RW}_t / \text{RW}_{\text{pre}} \quad (1)$$

$$\text{Recovery (Rc)} = \text{RW}_{\text{post}} / \text{RW}_t \quad (2)$$

$$\text{Resilience (Rs)} = \text{RW}_{\text{post}} / \text{RW}_{\text{pre}} \quad (3)$$

where RW is the radial width of the annual ring during the corresponding year t , RW_{pre} is the mean ring width for the 4 years before year t and RW_{post} is the mean ring width for the 4 years following year t .

Each index was calculated at the level of a single tree for 7 negative pointer years coinciding with drought events identified on at least one of the three study sites.

2.6. Vegetation indices and between-class analyses

To highlight the differences in surface reflectance and photosynthetic activity among studied species and sites, we extracted the Landsat 8 remote sensing data and calculated the time series of the normalised difference vegetation index (NDVI), which reflects information on vegetation greenness, photosynthesis and metabolism intensity of vegetation (Buras et al., 2020; Hlásny et al., 2015; Meyer et al., 2020; Zhang et al., 2006). To do so, we first created polygons for each study site and then extracted NDVI time series from the Google Earth Engine (Gorelick et al., 2017) using atmospherically corrected and cloud-free images for the period May 2013–December 2020. The NDVI was calculated based on Eq. (4), where NIR and R are atmospherically corrected surface reflectance in the near-infrared and red bands, respectively (Jiang et al., 2008). We calculated the NDVI on a monthly basis, using only months within a usual growing season (March–September), in which all study sites had NDVI values. Finally, we used PCA and created biplots to show similarities among species and sites in their surface reflectance.

$$\text{NDVI} = (\text{NIR} - \text{R}) / (\text{NIR} + \text{R}) \quad (4)$$

To assess similarities and hierarchical clustering patterns between the studied species and sites, the NDVI time series and climate correlation coefficients were analyzed using the k-means algorithm. To determine the optimal number of clusters, we used the within-sum-of-squares method (WSS), which minimises the distance between points in a cluster. Finally, we defined three clusters as optimal for grouping species and sites. The optimal number of clusters and k-means were computed with cluster and factoextra packages in R (Husson et al., 2015; Kaufman and Rousseeuw, 2008).

Since PCA mixes the effect of sites and species, we applied between-class analyses (BCA) (Culhane et al., 2002; Dolédec and Chessel, 1987) to assess the difference in growth–climate relationships and NDVI between both sites and species using the results of the PCA. The significance of the difference was checked by employing a permutation test based on the ratio of between-sites or between-species inertia divided by the total inertia. The 999 permutations were performed to calculate the simulated p -value. The BCA was implemented with the ade4 package for R (Thioulouse et al., 2018).

2.7. Testing the hypotheses of equal means

To test the hypotheses of equal means of climate–growth response, resilience and vegetation indices among different sites and species, we first tested the assumption of homogeneous variances based on Levene's test and the assumption of normally distributed data based on the Shapiro–Wilk test for normality (Verma and Abdel-Salam, 2019). Because the assumptions were not met (see Tables A.2 and A.3), we used the nonparametric Friedman test to test the hypothesis of equal NDVI values (paired observations) and the Kruskal–Wallis test to test the hypothesis of equal resilience indices and climate growth correlations (independent observations) (Cleophas and Zwiderman, 2016) (Table A.4). For resilience indices, we compared means across all negative pointer years. Due to a large number of correlation coefficients (i.e., 108,125), to avoid comparing less significant climate–growth correla-

tions, and to avoid the problem of small standard errors in such cases (Lieber, 1990), we compared only 1% of the most significant positive and negative correlations, separately for temperature and precipitation correlations. We have also tested different approaches (results not shown here), and the conclusions were robust. All pairwise post-hoc comparisons were based on the Wilcoxon signed-rank test (paired NDVI observations) and the Wilcoxon rank sum test (independent observations for resilience indices and climate–growth correlations) (Harris and Hardin, 2013), and p -values were adjusted using the Bonferroni correction for multiple comparisons (Sedgwick, 2012).

3. Results

3.1. Climate–growth relationships

Analyses of the climate of the three pine species under different climatic conditions (Fig. A.1) showed that local conditions predominated over species-specific growth response (Figs. 3 and A.6). This pattern was particularly pronounced in the response of growth to temperature, in which all pine species growing under the CHO site conditions (the easternmost site) showed a strong climatic signal related to spring and summer moisture conditions, whereas this trend was not so pronounced in pines growing at the PIA and TOR sites (Fig. A.6). An exception to this pattern was the growth response observed in PINI at the PIA site, although here, the climate signal was limited to the pluvial conditions of the spring season. Although general positive effect of precipitation was observed for all pine species at each of the three sites, it was species rather than site specific. The strongest effect was observed for PINI and PIRI under the CHO environmental conditions, where the positive effect covered the summer of the previous year through the autumn of the current year, while PIRI and PISY were weakest under the TOR environmental conditions, covering only the current summer and fall.

Analysis of the temporal variation of climate signals revealed differences in climate sensitivity of pine species (Fig. A.4). Summer precipitation and early-season temperature appeared to be key drivers of radial growth at all sites. Under the CHO conditions, temperature correlations remained temporarily stable, while the same climate effects at PIA and TOR have weakened over the past three decades. In the case of PINI under the CHO site conditions (see CHPN in Fig. A.4), the positive effect of spring temperatures was noticeable throughout the entire period (1943–2020); nevertheless, it gradually weakened, in line with the general trend for the PIA and TOR sites. In contrast, the effect of precipitation was more species-related; namely, PIRI confirmed a time-stable positive relationship with spring precipitation, regardless of site conditions. In contrast, for PINI, the same trend could be observed only under the CHO and TOR site conditions (Fig. A.4).

3.2. Sensitivity to drought events

We identified 7 negative pointer years noted at least one of the three study sites (1953, 1963, 1976, 1989, 2003, 2006 and 2015) and tested site- and species-specific sensitivity to drought events. The overall trend in drought resistance depended on drought duration (SPEI3 or SPEI6), site conditions and species sensitivity. Long-term drought (SPEI6) significantly reduced the growth of PIRI and PISY at the PIA site and PIRI and PINI at the TOR site (Fig. 4). The negative effect of short-term drought was confirmed only for PISY and PINI at the PIA site but 1 year after the drought event. For 2 years of severe drought, a reduction in growth was observed at two study sites (2006: CHO and TOR, 2015: CHO and PIA). Resistance was higher at the CHO site than at the TOR site in 2006 but similar to the PIA site in 2015 (Fig. 5). In general, pines at the CHO site were characterised by consistent resistance to drought events (Fig. A.5). Species-specific resistance was different at each site; at the PIA site, PINI resistance was significantly higher than PIRI (years 1953, 2003 and 2015). In contrast, PINI had the lowest resistance at the

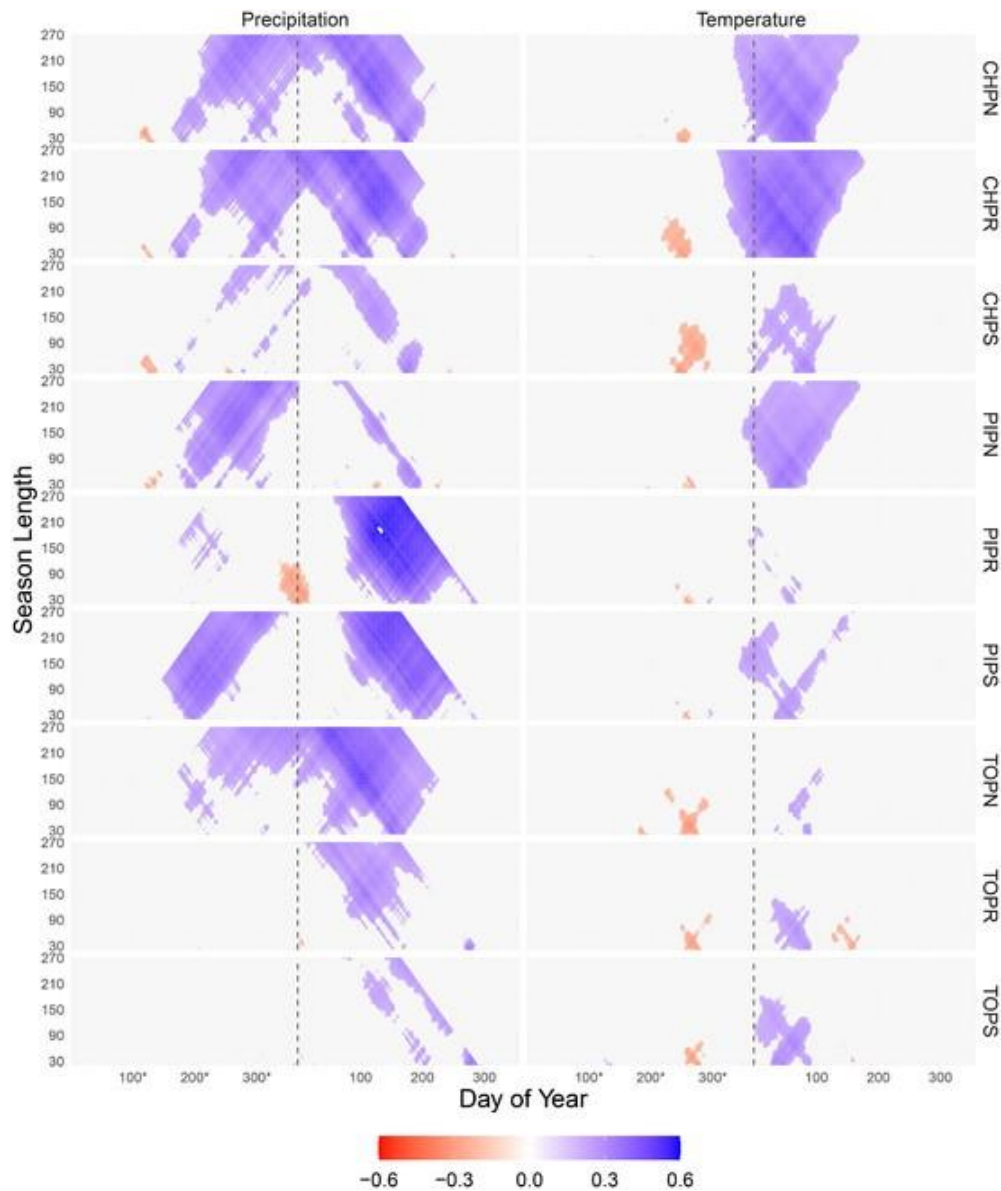


Fig. 3. Species- and site-specific significant ($p < 0.05$) partial Pearson correlation coefficients between aggregated daily temperature and precipitation. For chronology IDs, see Table A.1.

TOR site (years 1963, 1989 and 2006; Fig. A.5). No clear site- or species-specific trends were observed with respect to resistance and recovery, although PIRI survived the severe European-wide drought in 2003 the best and achieved the highest recovery index at the PIA site (Fig. A.5).

3.3. Identification of clusters related to surface reflectance and climate correlations

Based on the WSS method applied to NDVI and climate (temperature and precipitation) correlation matrices, we defined three clusters as optimal for grouping species and sites. Clustering of chronologies based on NDVI clearly distinguished the CHO site from PIA and TOR (Fig. 6A), while clustering based on temperature correlation distinguished the PIA site from CHO and TOR (Fig. 6B). In the case of the NDVI PCA biplot, the cluster for the PIA site also included PINI at the TOR site, while the third cluster included only PISY and PIRI for the TOR site. In turn, for the temperature PCA biplot, the cluster for the TOR site also included PISY at the CHO site, while the third cluster in-

cluded only PINI and PIRI for the CHO site. The first two principal components explained a total of 68.17% of the variability in the case of the NDVI biplot (PC1 48.01% and PC2 20.16%, respectively) and 72.48% of the variability in the case of the temperature correlation biplot (PC1 51.80% and PC2 20.68%, respectively). In contrast, k-means clustering for precipitation correlation did not confirm either site- or species-specific clustering patterns (Fig. A.7).

The statistical significance of the differences between sites in the NDVI and growth-temperature correlations was proved by the results of the BCA. The simulated p -value of 0.004 obtained in the BCA indicated significant differences between sites in NDVI values (Table 1). The BCA criterion was 0.56, indicating that 56% of the total variability of the NDVI was explained by site conditions, while species effect was equal to 13% and non-significant. Site conditions' influence on the difference in growth-temperature relationships was less prominent: the BCA criterion reached 0.52, i.e. explaining 52% of total variation, with a p -value of 0.008. The species-specific effect on the growth response to temperature was non-significant and equal to those for the NDVI, reach-

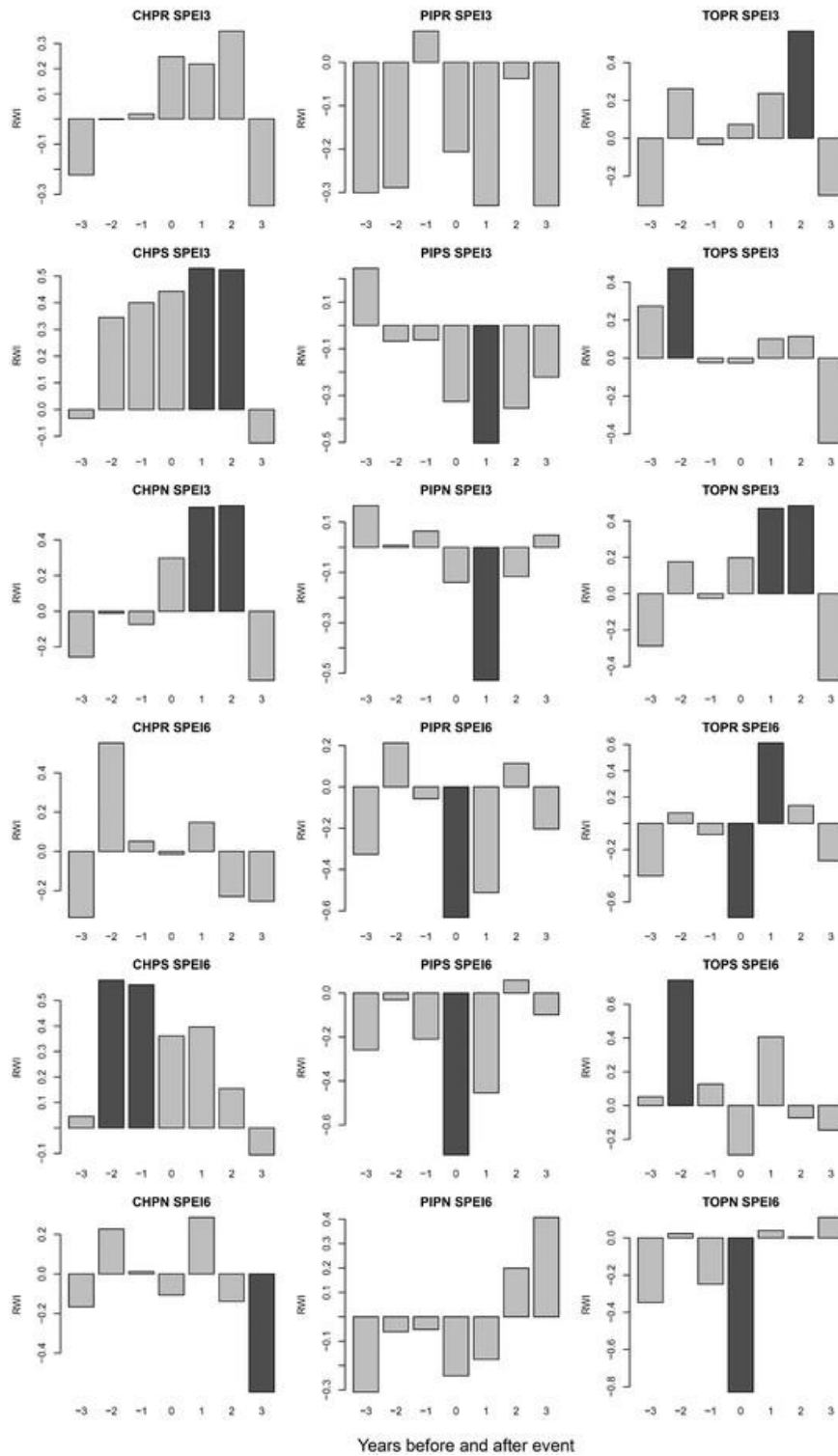


Fig. 4. Superposed epoch analysis showing negative and positive tree growth departures (residual species chronologies) for the severe drought year (SPEI < -2) and 3 years before and after the drought events. Bar graphs for severe drought events characterised by SPEI3 (upper nine panels) and SPEI6 (lower nine panels). The dark gray bars denote significance ($p < 0.05$) of the departures from the RWI. The x-axis shows the period of 3 years preceding and following the event year (0). For chronology IDs, see Table A.1.

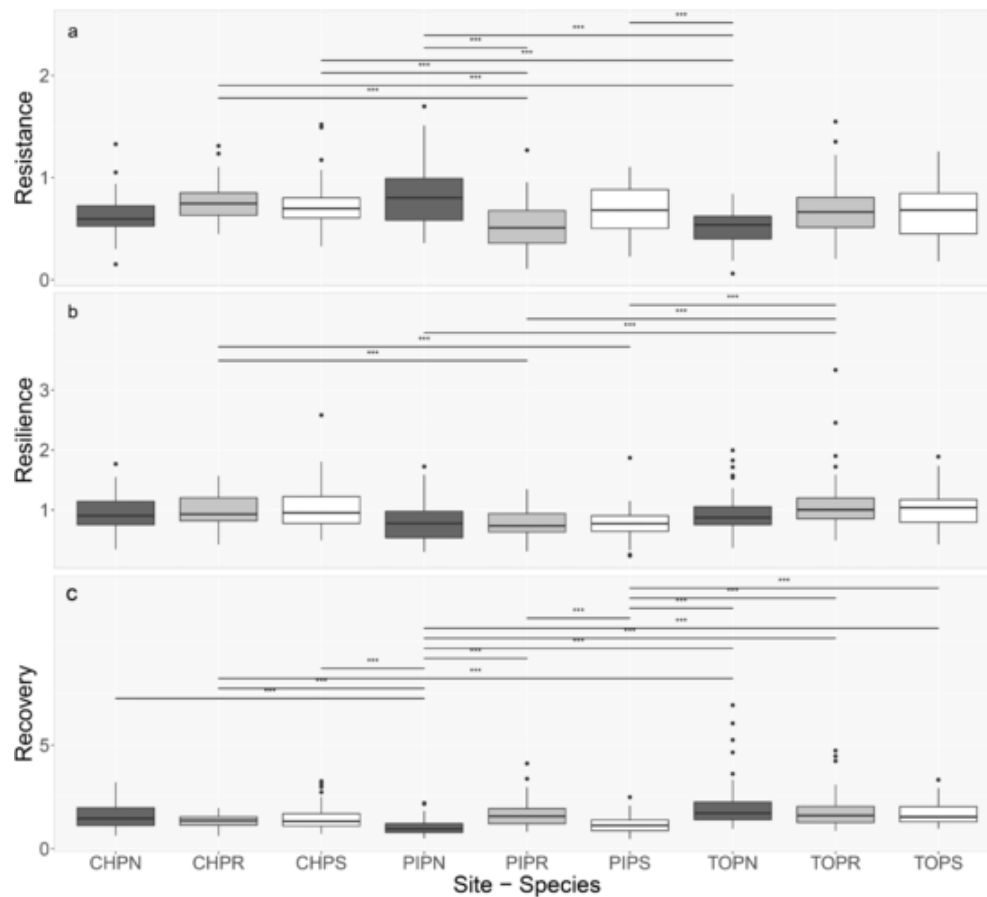


Fig. 5. Comparison of resistance, resilience and recovery among different sites and species across all negative pointer and extremely dry years. The pairwise comparisons are based on the Wilcoxon rank sum test, and only significant results with $p < 0.001$ are shown here. For a complete comparison, see Appendix A. Supplementary tables and figures (Tables A.5 and A.6). For site IDs, see Table A.1.

ing only 13%. Neither species nor sites had a significant influence on the growth-precipitation correlations structure revealed by a PCA.

3.4. Differences among species and site conditions

The pairwise comparisons between the sites and species of the NDVI and resilience indices revealed that most of the significant differences were among the sites and not within them (among species; Table A.5, Fig. 5). Differences in resistance and recovery among the TOR and CHA sites were pronounced with no differences between species; however, there were exceptions, e.g. PIPN and PIPR have different recovery rates (Fig. 5). Pairwise comparisons between all possible pairs (sites and species) confirmed the significance of differences between most of the pairs (Fig. A6). Only in four cases there were no significant differences. The general trend shows a tendency toward clustering within sites and increasing differences between sites (Table A6, Fig. A6).

4. Discussion

4.1. Site-specific response to climate

Under Central European climatic conditions, three pine species responded positively to growing season precipitation, with highly consistent responses to end-of-season pluvial conditions (Figs. 3 and A.6). However, the site-specific and time-stable growth response was pronounced for the end-of-winter and spring temperatures (Fig. A.4). Although our studies have not confirmed the species-specific climate sensitivity of pines, the positive effect of end-of-summer precipitation on introduced pine species is reflected in their growth response in their

natural range (Lévesque et al., 2014; Patterson et al., 2016). Studies of the natural range of *P. nigra* confirm the decrease in sensitivity of tree-ring growth to summer precipitation observed in the late 20th century (Leal et al., 2008); yet, our results suggest that this trend may depend on local conditions (observed at the PIA and TOR sites but not at the CHO site, Fig. A.4). Site-specific climate-growth relationships reported for pine species in Europe were related either to marginal populations under mountain climate conditions (Herrero et al., 2013) or to lowland populations in the species' core range (Cedro et al., 2022). Therefore, our results may reflect a more general pattern for the effects of local conditions on the radial growth of pine species. The positive effect of winter-spring temperature on the growth of Scots pine, reported for the specific conditions of coastal dunes in Central Europe (Janecka et al., 2020), was confirmed by our results for inland sandy soils (Fig. 3). Furthermore, our results suggest that this relationship also exists between native and introduced pine species. Thus, pine species with distinct natural ranges, but whose climatic niches partially overlap, performed similarly under certain local conditions (Figs. 1, 2). Local site conditions seem to uniformly drive not only the growth pattern (Fig. 6B, Table 1) but also the surface reflectance and photosynthetic activity reflected in the NDVI of pine species (Fig. 6A, Table 1). A similar trend for *P. sylvestris* was confirmed by recent studies in the Czech Republic on the effect of local topographic conditions on leaf and stem biomass (NDVI and RWI, respectively) (Mašek et al., 2023). The site-specific vitality of pines (expressed by vegetation indices, Fig. 6A) may be related to the low water storage capacity of the soil specific to each study site (Móricz et al., 2018).

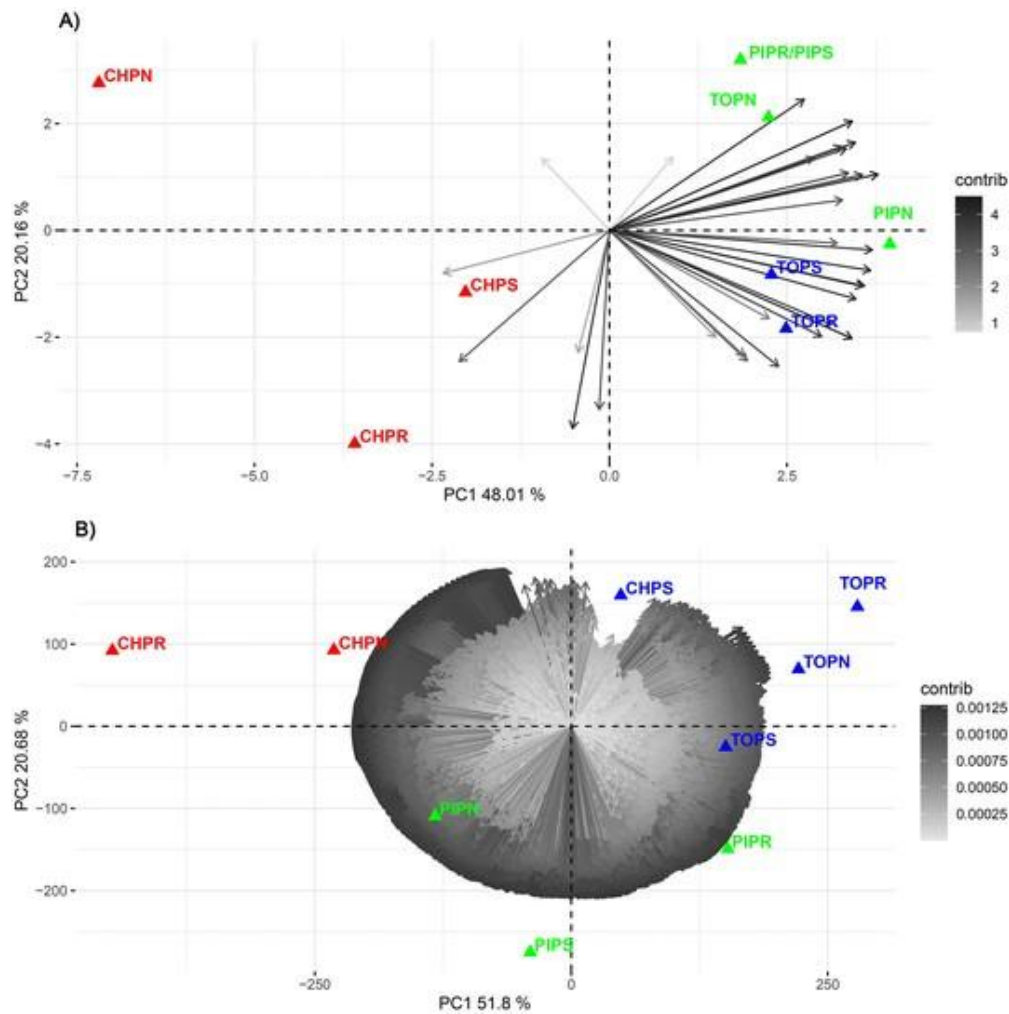


Fig. 6. PCA biplots of species- and site-specific NDVI (A) and temperature correlations (B). Red, blue and green colours assigned to k-means clusters. For chronology IDs, see Table A.1 (For interpretation of the references to color in this figure legend, the reader is referred to the web version of this article).

Table 1
Results of the BCA of the NDVI and growth-climate correlations.

| Variable | Grouping factor | Ratio of the between-class inertia to the total inertia | Simulated p -value |
|----------------------------------|-----------------|---|----------------------|
| NDVI | Site | 0.557 | 0.004 |
| NDVI | Species | 0.132 | 0.942 |
| Growth-temperature correlation | Site | 0.522 | 0.008 |
| Growth-temperature correlation | Species | 0.131 | 0.919 |
| Growth-precipitation correlation | Site | 0.397 | 0.062 |
| Growth-precipitation correlation | Species | 0.204 | 0.704 |

4.2. Diverse drought effects on sensitivity indices

Despite relatively similar local climatic conditions at the study sites (Fig. A.1), different growing conditions appeared to exist at the CHO site than at the PIA and TOR sites. This may be due to a specific combination of climatic and local site conditions, which have been shown to influence the growth of Scots pine in different parts of its range (Bauwe et al., 2013; Henttonen et al., 2014; Lange et al., 2018). Our previous study on the acclimation of non-native conifer species (including four pine species) under conditions similar to those at the CHO site confirmed that *P. nigra*, *P. rigida* and *Pinus banksiana* are similarly sensitive

to climate. However, they differ from *P. strobus* (Klisz et al., 2022). Thus, while selected non-native pine species in Central Europe appear to respond similarly to *P. sylvestris* in terms of growth, the evidence to date does not allow generalization to all introduced pine species. Prolonged drought at the PIA and TOR sites resulted in a significant growth decline for each pine species, while the same pattern was not confirmed for the CHO site (Fig. 3). Under certain site conditions, the occurrence of soil drought can override favourable climatic conditions (Bauwe et al., 2012). Yet perhaps favourable soil conditions can reduce the effect of climatic drought. This could explain why the pine species at the CHO site cope better with drought conditions than at the PIA and TOR sites. Of the drought sensitivity indices tested, the resilience and recovery indices were found to be the most consistent among species, yet site-spe-

cific (Fig. A.5). In Scots pine, reduced water supply due to drought results in reduced tree ring width; however, at the cell structure level, the conductive function is optimised relative to investment in the cell wall structure, resulting in conduits with larger lumens but a smaller number of cells (Eilmann et al., 2009). Therefore, resilience and recovery as indices related to tree-ring width may indirectly indicate improved availability of carbon resources that allow unrestricted investment in cell walls while maintaining conductivity. We therefore hypothesised that the studied pine species adapt their strategies to cope with drought similarly, probably depending on the retention capacity of the soil (Lévesque et al., 2014). Seven episodes of severe drought were not observed at all the study sites over all the years ($SPEI < -2$; Fig. A.5).

Therefore, we assumed that each drought event may have had a different character (intensity, duration) and spatial extent within Central Europe. This explains why drought sensitivity indices varied between years and not just between study sites (Spinoni et al., 2015). Looking at the detailed results of the sensitivity indices, it is clear that some drought years elicited a uniform response from the pine species, while in other years, the pines responded differently (Fig. A.5). Therefore, we hypothesised that the drought sensitivity of the studied pines is related not only to site conditions but also to the specificity of the drought event. This, in turn, raises the question of whether the increasing frequency of drought episodes observed in recent years (Ionita and Nagavciuc, 2021; Spinoni et al., 2018, 2017) is related to a homogeneous or rather to the varying vulnerability of native and non-native pine species? The severe droughts observed in recent years suggest that they have a different character (Buras et al., 2020). Therefore, at least a few years of severe drought will likely result in a species-specific drought response.

4.3. Complex implications for the pines' acclimation

According to recent projections, the ranges of *P. sylvestris* and *P. nigra* will contract in Western and Southern Europe in the coming years and most likely expand in northeastern Europe (Buras and Menzel, 2019; Dyderski et al., 2018; Thurm et al., 2018). These predictions are in line with growth models for *P. sylvestris*, which show the largest increase due to climate change in mid-latitudes (Matias et al., 2017). In Southern Europe, *P. nigra* copes better with drought than *P. sylvestris* (Marqués et al., 2016). However, obstacles in the adaptation of newly emerging plants to new environmental conditions could prevent the spread of *P. nigra* (Tiscar et al., 2018), confirming the importance of considering both mature and juvenile stages in predictive models (Andivia et al., 2020). Such evidence for the adaptation of non-native pine species to extreme climatic conditions in Central Europe is scarce and mainly limited to local conditions (Klisz et al., 2022; Kreyling et al., 2012). The results presented here, although representing relatively similar climatic conditions of the study sites (Fig. A.1), add to the knowledge on the acclimation of native and non-native pine species to Central European conditions and provide evidence of the key role of drought events (Figs. 4, 5, A.5). However, they suggest that future growing conditions will have complex implications for the acclimation of pine species, depending on the intensity and type of climatic anomalies (Bussotti et al., 2015). Thus, different pine species may cope uniformly with certain Central European drought conditions. In contrast, other drought events may differentiate pines in terms of drought sensitivity, i.e. they may or may not be limiting for native or non-native species (Fig. A.5). Unfortunately, the complexity of climate-growth relationships in pine species complicates the use of species distribution model projections in planning strategies for future European forestry (Lindner et al., 2014). Our studies do not provide evidence for the superiority of introduced pine species over native *P. sylvestris* with respect to changing climatic conditions in Central Europe (Fig. 5). However, given the uncertainty about the direction of climate change in this part of the continent (Lhotka et al., 2018), we cannot rule out the possibility that *P. nigra* or *P. rigida* will exhibit a better strategy for coping with climatic anomalies. Furthermore, the decision to introduce alien organisms into the local environment should always be preceded by a thorough assessment of the potential threat to local biodiversity posed by the spread of alien species may pose (Pötzelsberger et al., 2020). Despite the various approaches that have been developed (Whitney and Gabler, 2008), risk analysis always includes an element of uncertainty due to the unpredictability of climate change, which may create favourable conditions for introduced species relative to native ones (Kleinbauer et al., 2010).

5. Conclusions

Despite the recent decline of Scots pine observed in several areas of Europe, consideration of alien species as an alternative for European forestry appears questionable given the limited evidence of acclimation of North American conifer species. The few studies comparing the growth performance of different alien species appear to be either outdated in light of recent climate anomalies, limited to local conditions of the study area or lack reference to closely related native species. Therefore, our study at least partially fills these gaps because it is up to date, considers three lowland sites in Central Europe and compares native and non-native pine species growing under the same climate and environmental conditions. Although the assumptions important for comparing the acclimation of alien species with the adaptation of native species are met, the relatively similar climatic sensitivity of the species with the apparent site-specific growth response does not justify recommending alien species for Central European forestry. The low invasiveness of the introduced conifer species in Europe allows them to be planted in managed forests without a high risk of expansion into naturally valuable habitats. However, given their similar growth responses to climate as native species that cannot cope with climate change, it seems insufficient to consider alien species when planning the species composition of future forests.

Data statement

The research was performed based on a dataset obtained from the Global Biodiversity Information Facility (GBIF) database:

GBIF.org (12 December 2022) GBIF Occurrence Download
10.15468/dl.97g9j6

GBIF.org (25 December 2022) GBIF Occurrence Download
10.15468/dl.hnussy

GBIF.org (25 December 2022) GBIF Occurrence Download
10.15468/dl.3qp7ng

The data that support the findings of this study are available from the corresponding author upon reasonable request.

Funding

This work was partially supported by the National Science center (2020/37/B/ST10/00710) for RP. This study was developed under the Scholarship Fund of the Forest Research Institute in Poland awarded to YP (the Forest Research Institute's Scholarship Fund dated 11/04/2022). This work is linked to activities conducted within the COST FP1403 'NNEXT' and the COST CA19128 'PEN-CAFORR' network. The Alexander von Humboldt Postdoctoral Fellowship and the Slovenian Research Agency (Research Program P4-0107) supported JJ. In addition, MN acknowledges the support of the French Agence Nationale de la Recherche (ANR) under grant ANR-21-CE32-0012 and of PAUSE College de France under grant ANR-22-PAUK-0008.

CRedit authorship contribution statement

Marcin Klisz : Conceptualization, Methodology, Software, Formal analysis, Investigation, Resources, Data curation, Writing – original draft, Writing – review & editing, Visualization, Supervision, Project administration, Funding acquisition. **Radosław Puchałka** : Resources, Data curation, Writing – review & editing, Visualization, Funding acquisition. **Marcin Jakubowski** : Resources, Data curation, Writing – review & editing, Visualization, Funding acquisition. **Marcin Koprowski** : Resources, Data curation, Writing – review & editing, Visualization, Funding acquisition. **Maksym Netsvetov** : Writing – review & editing, Visualization, Funding acquisition. **Yulia Prokopuk** : Writing – review & editing, Visualization, Funding acquisition. **Jernej Jevšenak** : Software, Validation, Formal analysis, In-

vestigation, Writing – review & editing, Visualization, Supervision, Funding acquisition.

Declaration of Competing Interest

The authors declare that they have no known competing financial interests or personal relationships that could have influenced the work reported in this paper.

Data availability

Data will be made available on request.

Acknowledgements

We kindly thank the Chojnów, Toruń and Piaski Forest Districts for granting access and assistance with site selection and sample collection. We thank Urszula Wojciechowska for assistance with field and laboratory work.

Supplementary materials

Supplementary material associated with this article can be found, in the online version, at [doi:10.1016/j.agrformet.2023.109694](https://doi.org/10.1016/j.agrformet.2023.109694).

References

- Adamowski, W., 2004. Why don't alien conifers invade the Białowieża Forest? 1. Weed Technol. 18, 1453-1456. [https://doi.org/10.1614/0890-037x\(2004\)018\[1453:wdacl\]2.0.co;2](https://doi.org/10.1614/0890-037x(2004)018[1453:wdacl]2.0.co;2).
- Alizoti, P., Bastien, J.C., Chakraborty, D., Klisz, M., Kroon, J., Neophytou, C., Schueler, S., van Loo, M., Westergren, M., Konner, M., Cvjetkovic, B., Andonovski, V., Andreassen, K., Brang, P., Brus, R., Đodan, M., Fernández, M., Frydl, J., Karlsson, B., Kserű, Z., Kormutak, A., Lavny, V., Maaten, T., Matti, R., Mason, B., Mihai, G., Monteverdi, C., Peric, S., Petkova, K., Popov, E., Stojnic, S., Tsvetkov, I., 2022. Non-native forest tree species in Europe: the question of seed origin in afforestation. *Forests* 13, 273. <https://doi.org/10.3390/f13020273>.
- Andivia, E., Ruiz-Benito, P., Díaz-Martínez, P., Carro-Martínez, N., Zavala, M.A., Madrigal-González, J., 2020. Inter-specific tolerance to recurrent droughts of pine species revealed in saplings rather than adult trees. *For. Ecol. Manag.* 459, 117848. <https://doi.org/10.1016/j.foreco.2019.117848>.
- Banasiak, Ł., Pietras, M., Wrzosek, M., Okraszińska, A., Gorczak, M., Kolanowska, M., Pawłowska, J., 2019. *Aureoboletus projectellus* (Fungi, Boletales) – An American bolete rapidly spreading in Europe as a new model species for studying expansion of macrofungi. *Fungal Ecol.* 39, 94-99. <https://doi.org/10.1016/j.funeco.2018.12.006>.
- Bauwe, A., Criegee, C., Glatzel, S., Lennartz, B., 2012. Model-based analysis of the spatial variability and long-term trends of soil drought at Scots pine stands in northeastern Germany. *Eur. J. For. Res.* 131, 1013-1024. <https://doi.org/10.1007/s10342-011-0573-6>.
- Bauwe, A., Koch, M., Kallweit, R., Konopatzky, A., Strohbach, B., Lennartz, B., 2013. Tree-ring growth response of scots pine (*Pinus sylvestris* L.) to climate and soil water availability in the lowlands of north-eastern Germany. *Balt. For.* 19, 212-225.
- Beguería, S., Vicente-Serrano, S.M., Reig, F., Latorre, B., 2014. Standardized precipitation evapotranspiration index (SPEI) revisited: parameter fitting, evapotranspiration models, tools, datasets and drought monitoring. *Int. J. Climatol.* 34, 3001-3023. <https://doi.org/10.1002/joc.3887>.
- Bellon, S., Tumiłowicz, J., Król, S., 1977. Obce gatunki drzew w gospodarstwie leśnym [Foreign tree species in forestry]. Państwowe Wydawnictwo Rolnicze i Leśne, Warszawa.
- Bombi, P., D'Andrea, E., Rezaie, N., Cammarano, M., Matteucci, G., 2017. Which climate change path are we following? Bad news from Scots pine. *PLoS ONE* 12, 1-19. <https://doi.org/10.1371/journal.pone.0189468>.
- Brus, R., Pötzelsberger, E., Lapin, K., Brundu, G., Orazio, C., Straigyte, L., Hasenauer, H., 2019. Extent, distribution and origin of non-native forest tree species in Europe. *Scand. J. For. Res.* 34, 533-544. <https://doi.org/10.1080/02827581.2019.1676464>.
- Buras, A., Menzel, A., 2019. Projecting tree species composition changes of European forests for 2061-2090 under RCP 4.5 and RCP 8.5 scenarios. *Front. Plant Sci.* 9, 1-13. <https://doi.org/10.3389/fpls.2018.01986>.
- Buras, A., Rammig, A., S Zang, C., 2020. Quantifying impacts of the 2018 drought on European ecosystems in comparison to 2003. *Biogeosciences* 17, 1655-1672. <https://doi.org/10.5194/bg-17-1655-2020>.
- Buras, A., Wilking, M., 2015. Correcting the calculation of Gleichläufigkeit. *Dendrochronologia* 34, 29-30. <https://doi.org/10.1016/j.dendro.2015.03.003>.
- Bussotti, F., Pollastrini, M., Holland, V., Brüggemann, W., 2015. Functional traits and adaptive capacity of European forests to climate change. *Environ. Exp. Bot.* 111, 91-113. <https://doi.org/10.1016/j.enxepbot.2014.11.006>.
- Camarero, J.J., Gazol, A., Sancho-Benages, S., Sangüesa-Barreda, G., 2015. Know your limits? Climate extremes impact the range of Scots pine in unexpected places. *Ann. Bot.* 116, 917-927. <https://doi.org/10.1093/aob/mcv124>.
- Carlisle, A., Brown, A.H.F., 1968. Biological flora of the British Isles: *pinus sylvestris* L.J. *Ecol.* 56, 269-307. <https://doi.org/10.2307/2258078>.
- Carrillo-gavila, A., Vila, M., 2010. Little evidence of invasion by alien conifers in Europe. *Divers. Distrib.* 16, 203-213. <https://doi.org/10.1111/j.1472-4642.2010.00648.x>.
- Cedro, A., Bosiacka, B., Myśliwy, M., 2013. Dendrochronological analysis of three pine species used as pioneer species to stabilize the coastal dunes of the southern Baltic coast. *Balt. For.* 19, 226-235.
- Cedro, A., Cedro, B., Podlasiński, M., 2022. Differences in growth-climate relationships among scots pines growing on various dune generations on the Southern Baltic Coast. *Forests* 13. <https://doi.org/10.3390/f13030470>.
- Chree, C., 1913. Some phenomena of sunspots and of terrestrial magnetism at kew observatory, Philos.
- Cleophas, T.J., Zwiderman, A.H., 2016. Non-parametric tests for three or more samples (Friedman and Kruskal-Wallis). *Clinical Data Analysis on a Pocket Calculator*. Springer. https://doi.org/10.1007/978-3-319-27104-0_34.
- Cook, E.R., Kairiukstis, L.A., 2013. *Methods of Dendrochronology Applications in the Environmental Sciences*. Springer Science+Business Media B.V. <https://doi.org/10.1007/978-94-015-7879-0>.
- Cook, E.R., Peters, K., 1981. The smoothing spline: a new approach to standardizing forest interior tree-ring width series for dendroclimatic studies. *Tree Ring Bull.* 41, 45-53.
- Cropper, J.P., 1979. Tree-ring skeleton plotting by computer. *Tree Ring Bull.* 39, 47-60.
- Culhane, A.C., Perriere, G., Considine, E.C., Cotter, T.G., Higgins, D.G., 2002. Between-group analysis of microarray data. *Bioinformatics* 18, 1600-1608.
- Dimitrova, A., Csilléry, K., Klisz, M., Lévesque, M., Heinrichs, S., Cailleret, M., Andivia, E., Madsen, P., Böhenius, H., Cvjetkovic, B., De Cuyper, B., de Dato, G., Ferus, P., Heinze, B., Ivetic, V., Köbölku, Z., Lazarevic, J., Lazdina, D., Maaten, T., Kristaps, M., Milovanovic, J., Monteiro, A.T., Nonic, M., Place, S., Puchalka, R., Montagnoli, A., 2022. Risks, benefits, and knowledge gaps of non-native tree species in Europe. *Front. Ecol. Evol.* 10, 908464. <https://doi.org/10.3389/fevo.2022.908464>.
- Dolédéc, S., Chessel, D., 1987. Rythmes saisonniers et composantes stationnelles en milieu aquatique. I: description d'un plan d'observation complet par projection de variables. *Acta Oecol. Oecol. Gen.* 8, 403-426.
- Dyderski, M.K., Paź, S., Frelich, L.E., Jagodziński, A.M., 2018. How much does climate change threaten European forest tree species distributions? *Glob. Chang. Biol.* 24, 1150-1163. <https://doi.org/10.1111/gcb.13925>.
- Eckstein, D., Bauch, J., 1969. Beitrag zur Rationalisierung eines dendrochronologischen Verfahrens und zur Analyse seiner Aussagesicherheit. *Forstwiss. Cent.* 88, 230-250.
- Eilmann, B., Zweifel, R., Buchmann, N., Fonti, P., Rigling, A., 2009. Drought-induced adaptation of the pines in Scots pine and pubescent oak. *Tree Physiol.* 29, 1011-1020. <https://doi.org/10.1093/treephys/tpp035>.
- Enescu, C.M., de Rigo, D., Caudullo, G., Mauri, A., Houston Durrant, T., 2016. *Pinus nigra* in Europe: distribution, habitat, usage and threats. San-Miguel-Ayaz, J., de Rigo, D., Caudullo, G., Houston Durrant, T., Mauri, A. (Eds.). *European Atlas of Forest Tree Species*. Publications Office of the European Union, Luxembourg, e015138. +.
- Farjon, A., Filer, D., 2013a. Europe and the Mediterranean. *An Atlas of the World's Conifers. An Analysis of their Distribution, Biogeography, Diversity and Conservation Status*. BRILL, Leiden, Boston, pp. 145-146.
- Farjon, A., Filer, D., 2013. North America, in: *An Atlas of the World's Conifers. An Analysis of Their Distribution, Biogeography, Diversity and Conservation Status*. p. 52.
- Gernandt, D.S., Geada López, G., Ortiz García, S., Liston, A., 2005. Phylogeny and classification of *Pinus*. *Taxon* 54, 29-42. <https://doi.org/10.2307/25065300>.
- Gorelick, N., Hancher, M., Dixon, M., Ilyushchenko, S., Thau, D., Moore, R., 2017. Google Earth Engine: planetary-scale geospatial analysis for everyone. *Remote Sens. Environ.* 202, 18-27. <https://doi.org/10.1016/j.rse.2017.06.031>.
- Hadincová, V., Köhnele, I., Marešová, J., 2007. Invasive behaviour of white pine (*Pinus strobus*) in sandstone areas in the Czech Republic. *Plant Invasions* 219-224.
- Harris, T., Hardin, J.W., 2013. Exact Wilcoxon signed-rank and Wilcoxon Mann-Whitney ranksum tests. *Stata J.* 13, 337-343. <https://doi.org/10.1177/1536867x1301300208>.
- Harvey, J.E., Smiljanić, M., Scharnweber, T., Buras, A., Cedro, A., Cruz-García, R., Drobyshev, I., Janecka, K., Jansons, Ā., Kaczka, R., Klisz, M., Läänelaid, A., Matison, R., Muffler, L., Sohar, K., Spyt, B., Stolz, J., van der Maaten, E., van der Maaten-Theunissen, M., Vitas, A., Weigel, R., Kreyling, J., Wilking, M., 2020. Tree growth influenced by warming winter climate and summer moisture availability in northern temperate forests. *Glob. Chang. Biol.* 26, 2505-2518. <https://doi.org/10.1111/gcb.14966>.
- Haylock, M.R., Hofstra, N., Tank, A.M.G.K., Klok, E.J., Jones, P.D., New, M., 2008. A European daily high-resolution gridded data set of surface temperature and precipitation for 1950-2006. *J. Geophys. Res.* 113, D20119. <https://doi.org/10.1029/2008JD010201>.
- Henntonen, H.M., Mäkinen, H., Heiskanen, J., Peltoniemi, M., Laurén, A., Hordo, M., 2014. Response of radial increment variation of Scots pine to temperature, precipitation and soil water content along a latitudinal gradient across Finland and Estonia. *Agric. For. Meteorol.* 198, 294-308. <https://doi.org/10.1016/j.agrformet.2014.09.004>.
- Herrero, A., Rigling, A., Zamora, R., 2013. Varying climate sensitivity at the dry distribution edge of *Pinus sylvestris* and *P. nigra*. *For. Ecol. Manag.* 308, 50-61. <https://doi.org/10.1016/j.foreco.2013.07.034>.
- Hlásky, T., Barka, I., Sitková, Z., Bucha, T., Konópka, M., Lukáč, M., 2015. MODIS-based vegetation index has sufficient sensitivity to indicate stand-level intra-seasonal climatic stress in oak and beech forests. *Ann. For. Sci.* 72, 109-125. <https://doi.org/10.1007/s13595-014-0404-2>.
- Hölzl, R., 2010. Historicizing sustainability: German scientific forestry in the eighteenth and nineteenth centuries. *Sci. Cult.* 19, 431-460. <https://doi.org/10.1080/09505431.2010.519866>. (Lond).

- Houston Durrant, T., de Rigo, D., Caudullo, G., 2016. *Pinus sylvestris* in Europe: distribution, habitat, usage and threats. San-Miguel-Ayanz, J., de Rigo, D., Caudullo, G., Houston Durrant, T., Mauri, A. (Eds.). European Atlas of Forest Tree Species. Publication Office of the European Union, Luxembourg, pp. 132-133.
- Hunziker, S., Begert, M., Scherrer, S.C., Rigling, A., Gessler, A., 2022. Below average midsummer to early autumn precipitation evolved into the main driver of sudden scots pine vitality decline in the Swiss Rhône Valley. *Front. For. Glob. Chang.* 5. <https://doi.org/10.3389/ffgc.2022.874100>.
- Husson, F., Josse, J., Le, S., Mazet, J., 2015. Factominer: multivariate exploratory data analysis and data mining. R package version 1.29.
- Ionita, M., Nagavciuc, V., 2021. Changes in drought features at the European level over the last 120 years. *Nat. Hazards Earth Syst. Sci.* 21, 1685-1701. <https://doi.org/10.5194/nhess-21-1685-2021>.
- Jagielska, A., Cwalina, M., Prus-Głowacki, W., 2007. Genetic diversity of the black pine's stands (*Pinus nigra*) Arn. *Sylvan* 23-31. <https://doi.org/10.26202/sylvan.2005106>.
- Janecka, K., Harvey, J.E., Trouillier, M., Kaczka, R.J., Metslaid, S., Metslaid, M., Buras, A., Wilmking, M., 2020. Higher winter-spring temperature and winter-spring/summer moisture availability increase scots pine growth on coastal dune microsites around the South Baltic Sea. *Front. For. Glob. Chang.* 3, 1-16. <https://doi.org/10.3389/ffgc.2020.578912>.
- Jevšenak, J., 2020. New features in the dendroTools R package: bootstrapped and partial correlation coefficients for monthly and daily climate data. *Dendrochronologia* 63. <https://doi.org/10.1016/j.dendro.2020.125753>.
- Jevšenak, J., Levanič, T., 2018. dendroTools: r package for studying linear and nonlinear responses between tree-rings and daily environmental data. *Dendrochronologia* 48, 32-39. <https://doi.org/10.1016/j.dendro.2018.01.005>.
- Jevsenak, J., Tychkov, I., Gričar, J., Levanič, T., Tumajar, J., Prislán, P., Arnič, D., Popkova, M., Shishov, V.V., 2021. Growth-limiting factors and climate response variability in Norway spruce (*Picea abies* L.) along an elevation and precipitation gradients in Slovenia. *Int. J. Biometeorol.* 65, 311-324. <https://doi.org/10.1007/s00484-020-02033-5>.
- Jiang, Z., Huete, A.R., Didan, K., Miura, T., 2008. Development of a two-band enhanced vegetation index without a blue band. *Remote Sens. Environ.* 112, 3833-3845. <https://doi.org/10.1016/j.rse.2008.06.006>.
- Kaufman, L., Rousseeuw, P.J., 2008. *Finding Groups in Data: an Introduction to Cluster Analysis*. John Wiley & Sons, Inc.
- Kleinbauer, I., Dullinger, S., Peterseil, J., Essl, F., 2010. Climate change might drive the invasive tree *Robinia pseudacacia* into nature reserves and endangered habitats. *Biol. Conserv.* 143, 382-390. <https://doi.org/10.1016/j.biocon.2009.10.024>.
- Klisz, M., Jevšenak, J., Prokopuk, Y., Gil, W., Mohytych, V., Puchałka, R., 2022. Coping with Central European climate - xylem adjustment in seven non-native conifer tree species. *Dendrobiology* 88, 105-123. <https://doi.org/10.12657/denbio.088.008>.
- Kreyling, J., Wiesenberg, G.L.B., Thiel, D., Wohlfart, C., Huber, G., Walter, J., Jentsch, A., Konnerth, M., Beierkuhnlein, C., 2012. Cold hardiness of *Pinus nigra* Arnold as influenced by geographic origin, warming, and extreme summer drought. *Environ. Exp. Bot.* 78, 99-108. <https://doi.org/10.1016/j.envexpbot.2011.12.026>.
- Król, S., Ostrowicz, J., 1976. Black pine (*Pinus nigra* Arn.) in protection forests of the Koszalin sea-coast on Baltic. *Sylvan* 11, 87-90.
- Lange, J., Buras, A., Cruz-García, R., Gurskaya, M., Jalkanen, R., Kukarskih, V., Seo, J.W., Wilmking, M., 2018. Climate regimes override micro-site effects on the summer temperature signal of scots pine at its northern distribution limits. *Front. Plant Sci.* 871, 1-12. <https://doi.org/10.3389/fpls.2018.01597>.
- Latocha, E., 1975. About stand reconstruction and susceptibility of trees to industrial emissions. *Sylvan* 2, 50-58.
- Leal, S., Eamus, D., Grabner, M., Wimmer, R., Cherubini, P., 2008. Tree rings of *Pinus nigra* from the Vienna basin region (Austria) show evidence of change in climatic sensitivity in the late 20th century. *Can. J. For. Res.* 38, 744-759. <https://doi.org/10.1139/X07-189>.
- Lemaire, J., Vennetier, M., Prévosto, B., Cailleret, M., 2022. Interactive effects of abiotic factors and biotic agents on Scots pine dieback: a multivariate modeling approach in southeast France. *For. Ecol. Manag.* 526. <https://doi.org/10.1016/j.foreco.2022.120543>.
- Leuschner, C., Ellenberg, H., 2017. Ecology of Central European Forests. *Vegetation Ecology of Central Europe Volume I, Ecology of Central European Forests*. Springer International Publishing Switzerland. <https://doi.org/10.1007/978-3-319-43042-3>.
- Lévesque, M., Rigling, A., Bugmann, H., Weber, P., Brang, P., 2014. Growth response of five co-occurring conifers to drought across a wide climatic gradient in Central Europe. *Agric. For. Meteorol.* 197, 1-12. <https://doi.org/10.1016/j.agrformet.2014.06.001>.
- Lhotka, O., Kysely, J., Farda, A., 2018. Climate change scenarios of heat waves in Central Europe and their uncertainties. *Theor. Appl. Climatol.* 131, 1043-1054. <https://doi.org/10.1007/s00704-016-2031-3>.
- Lieber, R.L., 1990. Statistical significance and statistical power in hypothesis testing. *J. Orthop. Res.* 8, 304-309. <https://doi.org/10.1002/jor.1100080221>.
- Lindner, M., Fitzgerald, J.B., Zimmermann, N.E., Reyer, C., Delzon, S., Maaten, E., Van Der Schelhaas, M., Lasch, P., Eggers, J., Maaten-theunissen, M., Van Der, 2014. Climate change and European forests : what do we know , what are the uncertainties , and what are the implications for forest management ? *J. Environ. Manag.* 146, 69-83. <https://doi.org/10.1016/j.jenvman.2014.07.030>.
- Little, S., 1959. Station Paper NO. 119. Silvical characteristics of pitch pine (*Pinus Rigida*). Upper Darby, PA.
- Lloret, F., Keeling, E.G., Sala, A., 2011. Components of tree resilience: effects of successive low-growth episodes in old ponderosa pine forests. *Oikos* 120, 1909-1920. <https://doi.org/10.1111/j.1600-0706.2011.19372.x>.
- López, G.G., Kamiya, K., Harada, K., 2004. Phylogeny of *Diploxylon* pines (Subgenus *pinus*). *For. Genet.* 11, 213-221.
- Margalef-Marrase, J., Molowny-Horas, R., Jaime, L., Lloret, F., 2023. Modelling the dynamics of *Pinus sylvestris* forests after a die-off event under climate change scenarios. *Sci. Total Environ.* 856, 159063. <https://doi.org/10.1016/j.scitotenv.2022.159063>.
- Marqués, L., Camarero, J.J., Gazol, A., Zavala, M.A., 2016. Drought impacts on tree growth of two pine species along an altitudinal gradient and their use as early-warning signals of potential shifts in tree species distributions. *For. Ecol. Manag.* 381, 157-167. <https://doi.org/10.1016/j.foreco.2016.09.021>.
- Marqués, L., Ogle, K., Peltier, D.M.P., Camarero, J.J., 2022. Altered climate memory characterizes tree growth during forest dieback. *Agric. For. Meteorol.* 314. <https://doi.org/10.1016/j.agrformet.2021.108787>.
- Mašek, J., Tumajar, J., Lange, J., Kaczka, R., Fišer, P., Trem, V., 2023. Variability in tree-ring Width and NDVI Responses to Climate at a Landscape Level. *Ecosystems*. <https://doi.org/10.1007/s10021-023-00822-8>.
- Matías, L., Linares, J.C., Sánchez-Miranda, Á., Jump, A., 2017. Contrasting growth forecasts across the geographical range of Scots pine due to altitudinal and latitudinal differences in climatic sensitivity. *Glob. Chang. Biol.* <https://doi.org/10.1111/gcb.13627>.
- McKee, T.B., Doerken, N.J., Kleist, J., 1993. The relationship of drought frequency and duration to time scales. In: *Proceedings of the 8th Conference on Applied Climatology*. Boston. pp. 179-183.
- Meshkova, V., 2021. The Lessons of Scots Pine Forest Decline in Ukraine. In: *Proceedings of the 1st International Electronic Conference on Forests — Forests for a Better Future: Sustainability, Innovation, Interdisciplinarity*. MDPI, p. 28. <https://doi.org/10.3390/iecf2020-07990>.
- Metslaid, S., Hordo, M., Korjus, H., Kiviste, A., Kangur, A., 2018. Spatio-temporal variability in Scots pine radial growth responses to annual climate fluctuations in hemiboreal forests of Estonia. *Agric. For. Meteorol.* 252, 283-295. <https://doi.org/10.1016/j.agrformet.2018.01.018>.
- Meyer, B.F., Buras, A., Rammig, A., Zang, C.S., 2020. Higher susceptibility of beech to drought in comparison to oak. *Dendrochronologia* 64, 125780. <https://doi.org/10.1016/j.dendro.2020.125780>.
- Móricz, N., Garamszegi, B., Rasztovits, E., Bidló, A., Horváth, A., Jagciza, A., Illés, G., Vekedy, Z., Somogyi, Z., Gálos, B., 2018. Recent drought-induced vitality decline of Black pine (*Pinus nigra* Arn.) in south-west Hungary - is this drought-resistant species under threat by climate change? *Forests* 9, 414. <https://doi.org/10.3390/f9070414>.
- Nyssen, B., Schmidt, U.E., Muys, B., van der Lei, P.B., Pytel, P., 2016. The history of introduced tree species in Europe in a nutshell. Krumm, F., Vítková, L. (Eds.). *Introduced Tree Species in European Forests: Opportunities and Challenges*. European Forest Institute (EFI), Freiburg, Germany, pp. 44-54.
- Patterson, T., Stockton Maxwell, R., Harley, G.L., Oliver, J.S., Speer, J.H., Collins, S., Downe, M., Gannon, B., Ma, L., Raso, C., Russell, C., Teets, A., 2016. Climate-Growth Relationships of *Pinus rigida* (Mill.) at the Species' Northern Range Limit, Acadia National Park, ME. *Northeast. Nat.* 23, 490-500. <https://doi.org/10.1656/045.023.0406>.
- Paulo, A.A., Rosa, R.D., Pereira, L.S., 2012. Climate trends and behaviour of drought indices based on precipitation and evapotranspiration in Portugal. *Nat. Hazards Earth Syst. Sci.* 12, 1481-1491. <https://doi.org/10.5194/nhess-12-1481-2012>.
- Pazdroński, W., Szaban, J., 2002. Dynamika procesu wzdzielowania raz udział twardzieli i bielu w strzałach sosny czarnej (*Pinus nigra*) i sosny zwyczajnej (*Pinus sylvestris* L.) rosnących w zbliżonych warunkach siedliskowych [The dynamics of heartwood formation and the share of heart. *Sylvan* 146, 67-72.
- Pederson, N., Cook, E.R., Jacoby, G.C., Peteet, D.M., Griffin, K.L., 2004. The influence of winter temperatures on the annual radial growth of six northern range margin tree species. *Dendrochronologia* 22, 7-29. <https://doi.org/10.1016/j.dendro.2004.09.005>.
- Peterken, G.F., 2001. Ecological effects of introduced tree species in Britain. *For. Ecol. Manag.* 141, 31-42. [https://doi.org/10.1016/S0378-1127\(00\)00487-4](https://doi.org/10.1016/S0378-1127(00)00487-4).
- Piwczyński, M., Puchałka, R., Ulrich, W., 2016. Influence of tree plantations on the phylogenetic structure of understory plant communities. *For. Ecol. Manag.* 376, 231-237. <https://doi.org/10.1016/j.foreco.2016.06.011>.
- Pötzelberger, E., Gossner, M.M., Beenken, L., Gazda, A., Petr, M., Ylioja, T., La Porta, N., Avtzis, D.N., Bay, E., De Groot, M., Drenkhan, R., Duduman, M.L., Enderle, R., Georgieva, M., Hietala, A.M., Hoppe, B., Jactel, H., Jarni, K., Keren, S., Keseru, Z., Koprowski, M., Kormuťák, A., Lombardero, M.J., Lukjanova, A., Marozas, V., Mauri, E., Monteverdi, M.C., Nygaard, P.H., Ogriss, N., Olenici, N., Orazio, C., Perny, B., Pinto, G., Power, M., Puchałka, R., Ravn, H.P., Sevillano, I., Strohacker, S., Taylor, P., Tsopelas, P., Urban, J., Voolma, K., Westergren, M., Witzell, J., Zborovska, O., Zlatkovic, M., 2021. Biotic threats for 23 major non-native tree species in Europe. *Sci. Data* 8, 1-8. <https://doi.org/10.1038/s41597-021-00961-4>.
- Pötzelberger, E., Spiecker, H., Neophytou, C., Mohren, F., Gazda, A., Hasenauer, H., 2020. Growing non-native trees in European forests brings benefits and opportunities but also has its risks and limits. *Curr. For. Rep.* 6, 339-353. <https://doi.org/10.1007/s40725-020-00129-0>.
- Puchałka, R., Dyderski, M.K., Vítková, M., Sádlo, J., Klisz, M., Netsvetov, M., Prokopuk, Y., Matison, R., Mionskowski, M., Wojda, T., Koprowski, M., Jagodziński, A.M., 2021. Black locust (*Robinia pseudoacacia* L.) range contraction and expansion in Europe under changing climate. *Glob. Chang. Biol.* 27, 1587-1600. <https://doi.org/10.1111/gcb.15486>.
- Puchałka, R., Paż-Dyderska, S., Jagodziński, A.M., Sádlo, J., Vítková, M., Klisz, M., Koniakin, S., Prokopuk, Y., Netsvetov, M., Niculescu, V.N., Zlatanov, T., Mionskowski, M., Dyderski, M.K., 2023a. Predicted range shifts of alien tree species in Europe. *Agric. For. Meteorol.* 341, 109650. <https://doi.org/10.1016/j.agrformet.2023.109650>.
- Puchałka, R., Paż-Dyderska, S., Wozniowa, B., Dyderski, M., 2023b. Climate change will cause climatic niche contraction of *Vaccinium myrtillus* L. and *V. vitis-idaea* L. in

- Europe. *Sci. Total Environ.* 892, 164483. <https://doi.org/10.1016/j.scitotenv.2023.164483>.
- Radu, S., 2008. *Pinus strobus*: past and future in Europe. A page of silvicultural history and international scientific cooperation. *Ann. For. Res.* 51, 133-140.
- Rebetez, M., Dobbertin, M., 2004. Climate change may already threaten Scots pine stands in the Swiss Alps. *Theor. Appl. Climatol.* 79, 1-9. <https://doi.org/10.1007/s00704-004-0058-3>.
- Sedgwick, P., 2012. Multiple significance tests: the Bonferroni correction. *BMJ* 344.
- Segraves, K.A., 2010. Branching out with coevolutionary trees. *Evol. Educ. Outreach* 3, 62-70. <https://doi.org/10.1007/s12052-009-0199-z>.
- Sidor, C.G., Camarero, J.J., Popa, I., Badea, O., Apostol, E.N., Vlad, R., 2019. Forest vulnerability to extreme climatic events in Romanian Scots pine forests. *Sci. Total Environ.* 678, 721-727. <https://doi.org/10.1016/j.scitotenv.2019.05.021>.
- Speer, B.J.H., 2010. *Fundamentals of Tree-Ring Research*. The University of Arizona Press.
- Spinoni, J., Naumann, G., Vogt, J.V., 2017. Pan-European seasonal trends and recent changes of drought frequency and severity. *Glob. Planet. Chang.* 148, 113-130. <https://doi.org/10.1016/j.gloplacha.2016.11.013>.
- Spinoni, J., Naumann, G., Vogt, J.V., Barbosa, P., 2015. The biggest drought events in Europe from 1950 to 2012. *J. Hydrol. Reg. Stud.* 3, 509-524. <https://doi.org/10.1016/j.ejrh.2015.01.001>.
- Spinoni, J., Vogt, J.V., Naumann, G., Barbosa, P., Dosio, A., 2018. Will drought events become more frequent and severe in Europe? *Int. J. Climatol.* 38, 1718-1736. <https://doi.org/10.1002/joc.5291>.
- Thioulouse, J., Dray, S., Dufour, A.B., Siberchicot, A., Jombart, T., Pavoine, S., 2018. *Multivariate Analysis of Ecological Data With Ade4*. Springer, New York. https://doi.org/10.1007/978-1-4939-8850-1_4.
- Thomas, F.M., Rzepecki, A., Werner, W., 2022. Non-native Douglas fir (*Pseudotsuga menziesii*) in Central Europe: ecology, performance and nature conservation. *For. Ecol. Manag.* 506, 119956. <https://doi.org/10.1016/j.foreco.2021.119956>.
- Thurm, E.A., Hernandez, L., Baltensweiler, A., Ayan, S., Rasztoivits, E., Bielik, K., Zlatanov, T.M., Hladnik, D., Balic, B., Freudenschuss, A., Büchsenmeister, R., Falk, W., 2018. Alternative tree species under climate warming in managed European forests. *For. Ecol. Manag.* 430, 485-497. <https://doi.org/10.1016/j.foreco.2018.08.028>.
- Tíscar, P.A., Lucas-Borja, M.E., Candel-Pérez, D., 2018. Lack of local adaptation to the establishment conditions limits assisted migration to adapt drought-prone *Pinus nigra* populations to climate change. *For. Ecol. Manag.* 409, 719-728. <https://doi.org/10.1016/j.foreco.2017.12.014>.
- van der Maaten-Theunissen, M., Trouillier, M., Schwarz, J., Skiadaresis, G., Thurm, E.A., van der Maaten, E., 2021. pointRes 2.0: new functions to describe tree resilience. *Dendrochronologia* 70, 125899. <https://doi.org/10.1016/j.dendro.2021.125899>.
- Verma, J.P., Abdel-Salam, G., 2019. *Testing Statistical Assumptions in Research*. John Wiley & Sons.
- White, J.E.J., 1997. The history of introduced trees in Britain. Ratcliffe, P.R. (Ed.). *Native and Non-Native in British Forestry*. Institute of Chartered Foresters, Edinburgh, pp. 4-8.
- Whitney, K.D., Gabler, C.A., 2008. Rapid evolution in introduced species, "invasive traits" and recipient communities: challenges for predicting invasive potential. *Divers. Distrib.* 14, 569-580. <https://doi.org/10.1111/j.1472-4642.2008.00473.x>.
- Wigley, T.M., Briffa, K.R., Jones, P.D., 1984. On the average value of correlated time series, with applications in dendroclimatology and hydrometeorology. *J. Appl. Meteorol. Climatol.* 23, 201-213.
- Wilczyński, S., 2020. Zapis zmian zachodzących w środowisku przez sosnę zwyczajną oraz sosnę Banksa [Record of the changes in environment by Scots pine and Jack pine trees]. *Sylwan* 164, 583-593. <https://doi.org/10.26202/sylwan.2020040>.
- Wohlgemuth, T., Gossner, M.M., Campagnaro, T., Marchante, H., Loo, M., Van, Vacchiano, G., Castro-díez, P., Dobrowolska, D., Gazda, A., Keren, S., Keserű, Z., Koprowski, M., Porta, N.L., Marozas, V., Nygaard, P.H., Podrázský, V., Puchałka, R., Reisman-Berman, O., Straigyte, L., Ylioja, T., Pötzelsberger, E., Silva, J.S., 2022. Impact of non-native tree species in Europe on soil properties and biodiversity: a review. *NeoBiota* 69, 45-69. <https://doi.org/10.3897/neobiota.78.87022>.
- Wozniwoda, B., Dyderski, M.K., Jagodziński, A.M., 2021. Forest land use discontinuity and northern red oak *Quercus rubra* introduction change biomass allocation and life strategy of lingonberry *Vaccinium vitis-idaea*. *For. Ecosyst.* 8. <https://doi.org/10.1186/s40663-021-00287-y>.
- Wozniwoda, B., Dyderski, M.K., Jagodziński, A.M., 2019. Effects of land use change and *Quercus rubra* introduction on *Vaccinium myrtillus* performance in *Pinus sylvestris* forests. *For. Ecol. Manag.* 440, 1-11. <https://doi.org/10.1016/j.foreco.2019.03.010>.
- Zhang, X., Friedl, M.A., Schaaf, C.B., 2006. Global vegetation phenology from Moderate Resolution Imaging Spectroradiometer (MODIS): evaluation of global patterns and comparison with *in situ* measurements. *J. Geophys. Res. Biogeosci.* 111, 1-14. <https://doi.org/10.1029/2006JG000217>.