



**HAL**  
open science

# First stable isotope and mercury assessment of bonnethead and Caribbean sharpnose sharks from a potential nursery ground in the Archipelago of Bocas del Toro, Panamanian Caribbean

Dalia Barragán-Barrera, Carlos Polo-Silva, Cindy González, Miguel Rodríguez, Laura Baldrich, Christian Bermúdez-Rivas, Ángela Margarita Moncaleano-Niño, Paco Bustamante, Susana Caballero, Andrea Luna-Acosta

## ► To cite this version:

Dalia Barragán-Barrera, Carlos Polo-Silva, Cindy González, Miguel Rodríguez, Laura Baldrich, et al.. First stable isotope and mercury assessment of bonnethead and Caribbean sharpnose sharks from a potential nursery ground in the Archipelago of Bocas del Toro, Panamanian Caribbean. *Frontiers in Marine Science*, 2024, 11, 10.3389/fmars.2024.1235876 . hal-04562386

**HAL Id: hal-04562386**

**<https://hal.science/hal-04562386v1>**

Submitted on 15 May 2024

**HAL** is a multi-disciplinary open access archive for the deposit and dissemination of scientific research documents, whether they are published or not. The documents may come from teaching and research institutions in France or abroad, or from public or private research centers.

L'archive ouverte pluridisciplinaire **HAL**, est destinée au dépôt et à la diffusion de documents scientifiques de niveau recherche, publiés ou non, émanant des établissements d'enseignement et de recherche français ou étrangers, des laboratoires publics ou privés.



## OPEN ACCESS

## EDITED BY

Sm Sharifuzzaman,  
University of Chittagong, Bangladesh

## REVIEWED BY

Luiz Drude Lacerda,  
Federal University of Ceara, Brazil  
Sharon Z. Herzka,  
The University of Texas at Austin,  
United States

## \*CORRESPONDENCE

Dalia C. Barragán-Barrera  
✉ daliac.barraganbarrera@gmail.com  
Ángela Margarita Moncaleano-Niño  
✉ amoncaleano@javeriana.edu.co

RECEIVED 06 June 2023

ACCEPTED 27 February 2024

PUBLISHED 15 April 2024

## CITATION

Barragán-Barrera DC, Polo-Silva CJ,  
González C, Rodríguez M, Baldrich L,  
Bermúdez-Rivas C, Moncaleano-Niño AM,  
Bustamante P, Caballero S and Luna-Acosta A  
(2024) First stable isotope and mercury  
assessment of bonnethead and Caribbean  
sharpenose sharks from a potential nursery  
ground in the Archipelago of Bocas del Toro,  
Panamanian Caribbean.  
*Front. Mar. Sci.* 11:1235876.  
doi: 10.3389/fmars.2024.1235876

## COPYRIGHT

© 2024 Barragán-Barrera, Polo-Silva, González,  
Rodríguez, Baldrich, Bermúdez-Rivas,  
Moncaleano-Niño, Bustamante, Caballero and  
Luna-Acosta. This is an open-access article  
distributed under the terms of the [Creative Commons Attribution License \(CC BY\)](https://creativecommons.org/licenses/by/4.0/). The  
use, distribution or reproduction in other  
forums is permitted, provided the original  
author(s) and the copyright owner(s) are  
credited and that the original publication in  
this journal is cited, in accordance with  
accepted academic practice. No use,  
distribution or reproduction is permitted  
which does not comply with these terms.

# First stable isotope and mercury assessment of bonnethead and Caribbean sharpnose sharks from a potential nursery ground in the Archipelago of Bocas del Toro, Panamanian Caribbean

Dalia C. Barragán-Barrera<sup>1,2,3\*</sup>, Carlos J. Polo-Silva<sup>4,5</sup>,  
Cindy González<sup>2,6</sup>, Miguel Rodríguez<sup>2</sup>, Laura Baldrich<sup>2,3</sup>,  
Christian Bermúdez-Rivas<sup>7</sup>,  
Ángela Margarita Moncaleano-Niño<sup>1\*</sup>, Paco Bustamante<sup>8</sup>,  
Susana Caballero<sup>2</sup> and Andrea Luna-Acosta<sup>9</sup>

<sup>1</sup>Instituto Javeriano del Agua, Pontificia Universidad Javeriana, Bogotá, Colombia, <sup>2</sup>Laboratorio de Ecología Molecular de Vertebrados Acuáticos – LEMVA, Facultad de Ciencias, Departamento de Ciencias Biológicas, Universidad de Los Andes, Bogotá, Colombia, <sup>3</sup>Corporation Center of Excellence in Marine Sciences – CEMarin, Bogotá, Colombia, <sup>4</sup>Facultad de Ciencias Naturales e Ingeniería, Universidad de Bogotá Jorge Tadeo Lozano, Santa Marta, Colombia, <sup>5</sup>Sharky Management & Consulting, Oldsmar, FL, United States, <sup>6</sup>Predator Ecology & Conservation Lab, Florida International University, Miami, FL, United States, <sup>7</sup>Área de protección del Medio Marino - APROMM, Centro de Investigaciones Oceanográficas e Hidrográficas del Pacífico CCCP, Dirección General Marítima - DIMAR, Tumaco-Nariño, Colombia, <sup>8</sup>Littoral ENvironnement et Sociétés – LIENSs, Université de La Rochelle, La Rochelle, France, <sup>9</sup>Departamento de Ecología y Territorio, Facultad de Estudios Ambientales y Rurales, Pontificia Universidad Javeriana, Bogotá, Colombia

Bonnethead and Caribbean sharpnose sharks frequent coastal waters, rendering them vulnerable to overexploitation, with the bonnethead shark listed as endangered by the IUCN. Marine Protected Areas (MPAs) have been suggested as a management strategy to regulate shark-exploitation. Moreover, it's essential to identify key areas where nursery grounds (NG) and adult habitats overlap to prioritize conservation zones within MPAs. Along the Caribbean Sea, several NG have been identified for larger shark species, but little is known for smaller sharks. In Bocas del Toro (BDT-Panamanian Caribbean), both bonnethead and Caribbean sharpnose sharks are distributed, with the former appearing to be genetically isolated. The local MPA in BDT doesn't include a NG identified near Solarte Island. In this study, to provide ecological information on bonnethead and Caribbean sharpnose sharks within this potential NG, we evaluated stable isotopes ( $\delta^{13}\text{C}$  and  $\delta^{15}\text{N}$ ) and total-mercury (THg) values in their fins. The results revealed a higher proportion of small-adult sharks in the NG, emphasizing the necessity of conducting a comprehensive study to further characterize this area. Moreover, there was no niche-partitioning between the two species and their diets primarily consisted of small prey-items, as evidenced by the significant and negative relationship between isotopic values. Both species

exhibited low THg levels in their fins. Based on these initial results and previous genetic data, it appears that BDT plays a critical role as a habitat for sharks. Thus, extending the local MPA to cover the potential NG could effectively ensure conservation of bonnethead and Caribbean sharpnose sharks in BDT.

#### KEYWORDS

*Sphyrna aff. tiburo*, *Rhizoprionodon porosus*, trophic ecology, Hg, nursery area, Panama, conservation

## 1 Introduction

Sharks constitute one of the most extensively distributed groups of predators, inhabiting both oceanic and coastal regions (Ebert et al., 2013). However, several shark species are currently decreasing in population abundance due mainly to overexploitation (Dulvy et al., 2014, Dulvy et al., 2021; Pacoureau et al., 2021). Therefore, the establishment of marine protected areas (MPAs), where shark fishing is regulated or prohibited, serves as a key strategy to protect sharks (Carlisle et al., 2019).

Despite the establishment of MPAs, shark populations continue to decline significantly worldwide (Dulvy et al., 2014, Dulvy et al., 2021). The bonnethead shark (*Sphyrna tiburo*) exemplifies this tendency, inhabiting coastal and estuarine waters along the eastern Pacific from California (U.S.A) to Ecuador and throughout the western Atlantic from North Carolina (U.S.A) to southern Brazil (Compagno, 2002; Ebert et al., 2013). Despite this large distribution covering several MPAs (Álvarez Malvido et al., 2021), the species exhibits a declining population trend. Hence, it was recently listed in Appendix II in the last Conference of the Parties (CoP) to CITES (COP19) and classified as endangered on the IUCN Red List, primarily due to fishing activities and habitat degradation (Pollom et al., 2021). Additionally, genetic and phylogenetic studies suggest the existence of at least one cryptic species in the Atlantic Ocean (e.g., Naylor et al., 2012; Sigovini et al., 2016; Díaz-Jaimes et al., 2021; Gonzalez et al., 2021), with the Caribbean bonnethead shark (*S. aff. tiburo*) distributed from Belize to southern Brazil (Gonzalez et al., 2021). Therefore, while taxonomic identity of bonnethead sharks remain unresolved in the Atlantic basin, the identification of key areas for inclusion within MPAs is imperative to ensure the protection of their populations as well as other shark species.

Sharks exhibit slow growth rates and a low intrinsic reproduction rate, emphasizing the importance of nursery grounds, where young sharks are born and reside until maturity (DeAngelis et al., 2008). In these areas, both juvenile and adult sharks are frequently encountered, as individuals tend to inhabit these areas for extended periods, often returning over multiple years (Heupel et al., 2007). Nursery grounds are primarily situated in coastal and shallow habitats such as bays, estuaries, and reef lagoons (Heupel et al., 2007). Given their significance, describing these areas is crucial for

effective conservation and management of sharks (DeAngelis et al., 2008).

In the Wider Caribbean, several nursery areas have been identified for large sharks such as lemon (*Negaprion brevirostris*) and blacktip (*Carcharhinus limbatus*) sharks in coastal waters of the Bahamas, Turks and Caicos Islands, Florida (U.S.A), and the Virgin Islands (Feldheim et al., 2002; DeAngelis et al., 2008; Reyier et al., 2008; Henderson et al., 2010, Henderson et al., 2016). Nevertheless, limited information exists regarding nursery habitats of various shark species in regions along the continental Caribbean where no long-term shark monitoring programs are established, such as in Panama.

Situated along the western Caribbean coast of Panama is the Bocas del Toro Archipelago, where two species of sharks have been identified: the bonnethead shark (*S. aff. tiburo*) and the Caribbean sharpnose shark (*Rhizoprionodon porosus*). The Archipelago has a high biodiversity and the features described for a shark nursery ground, like shallow sandy areas fringed with mangrove (DeAngelis et al., 2008; Henderson et al., 2010). Indeed, a nursery area has been suggested for these both species in Solarte Island (Gonzalez et al., 2019); however, this region is not covered by the local MPA (Bastimentos Island National Marine Park, in Spanish *Parque Nacional Marino Isla Bastimentos*), which protect mainly the Bastimentos Island, Zapatilla Cays and adjacent waters.

Bastimentos Island MPA is in a region declared “particularly sensitive” by the International Maritime Organization and allows for protection of three distinct ecosystems: coral reefs, mangrove stands, and seagrass beds (Guerrón-Montero, 2005). The conservation purpose of this MPA was the protection of a representative portion of local coastal and marine ecosystems, focusing on marine turtles (Mou Sue, 1993), so protection of sharks may be underrepresented. Additionally, several impacts that may imply threats for sharks have been reported within the Archipelago, mainly in areas outside the MPA (Seemann et al., 2013). Contamination, habitat degradation, and overfishing are some of the human impacts affecting local marine fauna (Seemann et al., 2013), decreasing their populations (Del Cid et al., 1997; Seemann et al., 2013), which has also affected the income of local people that depend on these resources (Del Cid et al., 1997; Guerrón-Montero, 2005). Additionally, because of overfishing, fishes in the Archipelago are small-sized, which may also affect local diet for both humans and marine megafauna, as has been reported for

common bottlenose dolphins (*Tursiops truncatus*), whose diet is based mainly on the poor-nutritive dwarf round herring (*Jenkinsia lamprotaenia*) (Barragán-Barrera et al., 2019).

The lack of information regarding the biology and population status of local sharks raises concerns, especially regarding the endangered status of the bonnethead shark (Pollom et al., 2021), whose population in Bocas del Toro appears to be genetically isolated (Gonzalez et al., 2019). Therefore, obtaining ecological information such as the identification of key areas for sharks in the Archipelago may be crucial for management purposes and should be considered in discussions of MPA expansion, to ultimately guarantee the conservation of sharks and other local marine fauna. For instance, strong baseline data including biological, genetic, and ecological information, revealed that Bocas del Toro Archipelago is a key area for a population of common bottlenose dolphin. This data indicated that the dolphin population living there had genetic isolation, exclusive inshore habits, and has been affected by unregulated tourist boat traffic (e.g., May-Collado et al., 2012; Barragán-Barrera et al., 2013; May-Collado et al., 2014; Sitar et al., 2016; Barragán-Barrera et al., 2017; May-Collado et al., 2017; Barragán-Barrera et al., 2019; Kassamali-Fox et al., 2020). Taking into account these previous studies, local stakeholders began to discuss two strategies to conserve this dolphin population.

The first was increasing the bottlenose dolphin conservation category to endangered in Bocas del Toro, and the second was the possibility of the Bastimentos Island MPA expansion within the Archipelago. Because these conservation strategies are still in discussion, here we intend to provide some ecological evidence supporting the relevance of expanding the area for other marine predators: sharks.

Gathering data on foraging habits and the toxicological status of shark populations is crucial for establishing conservation and management plans (Estupiñán-Montaño et al., 2021). The diet of sharks has been studied primarily via stomach contents and stable isotope analyses (e.g., Plumlee and Wells, 2016; Estupiñán-Montaño et al., 2017; Galindo et al., 2021; Vélez et al., 2021; Branham et al., 2022; Forero, 2022). Stable isotope analyses are a powerful methodology to assess the diet origin and composition by using carbon ( $\delta^{13}\text{C}$ ) isotope values, as well as trophic position based on nitrogen ( $\delta^{15}\text{N}$ ) measurements (Graham et al., 2010). Similarly, mercury (Hg) concentrations can serve as ecological tracers to determine trophic position, and diet differences related to age, sex, size, habitat use, and migration patterns (e.g., Barragán-Barrera et al., 2023; Estupiñán-Montaño et al., 2021; Graham et al., 2010; Maya M. et al., 2016; Marrugo-Negrete et al., 2018; Méndez-Fernández et al., 2020). However, as top predators like sharks are subject to elevated levels of Hg due to the biomagnification processes exposing them to potential health risks (Ehnert-Russo and Gelsleichter, 2020), monitoring Hg may be crucial for assessing the contamination status of marine habitats. Particularly for sharks, Hg monitoring is very relevant due their consumption in some coastal areas of Central America, including their meat (Clementi et al., 2021).

Here we used shark fins to assess, for the first time in the Bocas del Toro Archipelago, the total Hg (THg), as well as the  $\delta^{13}\text{C}$  and

$\delta^{15}\text{N}$  isotope values of bonnethead and Caribbean sharpnose sharks. Although fins reflect the lowest THg concentrations in comparison to other shark tissues like muscle, kidneys, or liver (O'Bryhim et al., 2017), their use is valuable to provide a first insight and baseline data on shark THg contamination in this region of Panama. Additionally, caution is warranted when interpreting fin stable isotope ratios, as they reflect values over longer periods than a year due their slow turnover rate (Malpica-Cruz et al., 2012). Fins, being appendages rather than tissues, consist of a mixture of several tissues (basal cartilage, blood, connective tissue, muscle, and skin), potentially leading to  $\delta^{13}\text{C}$  values higher than those in muscle (Hussey et al., 2011). However, utilizing the tips of fins enables the examination of shark ecotoxicology through nonlethal methods. This approach is valuable in offering initial first insights into the dietary habits and ecological status of shark populations from the same area through stable isotope analysis (Hussey et al., 2011; Estupiñán-Montaño et al., 2021). Therefore, in this report, we provide insights about the ecotoxicological status of the Caribbean sharpnose and bonnethead sharks within a potential nursery area situated in the Bocas del Toro Archipelago. It aims to provide crucial baseline data for stakeholders contemplating the expansion of the Bastimentos Island MPA, facilitating the implementation of management and protection measures specifically aimed at conserving the endangered bonnethead sharks.

## 2 Materials and methods

### 2.1 Study area

The Bocas del Toro Archipelago is in the Panamanian Caribbean, on the northwest coast bordering Costa Rica (Figure 1). The Archipelago contains several marine ecosystems including seagrass, sandy bottom, coral reef, and mangrove forest (Guzmán and García, 2002; D'Croz et al., 2005), distributed among seven larger islands and several smaller ones (Guzmán and Guevara, 1998). Shark samples were collected specifically in the coastal area of Solarte Island called Hospital Point, where a potential nursery area for a resident bonnethead shark population has been identified (Gonzalez et al., 2019). Within the Archipelago lies the Bastimentos Island National Marine Park, whose polygon covers a coastal and marine portion over the Bastimentos Island and Zapatilla Cays.

### 2.2 Tissue collection

Shark samples were collected with permission from the Ministerio de Ambiente in Panama (permit number 05870-SEX/A-2-17). The methodology for sample collection was approved by the Smithsonian Tropical Research Institute IACUC (Institutional Animal Care and Use Committee; permits number 20676904 and 20676903).

Following Gonzalez et al. (2019), a fin clip sample was collected from six Caribbean sharpnose sharks and 15 bonnethead sharks at

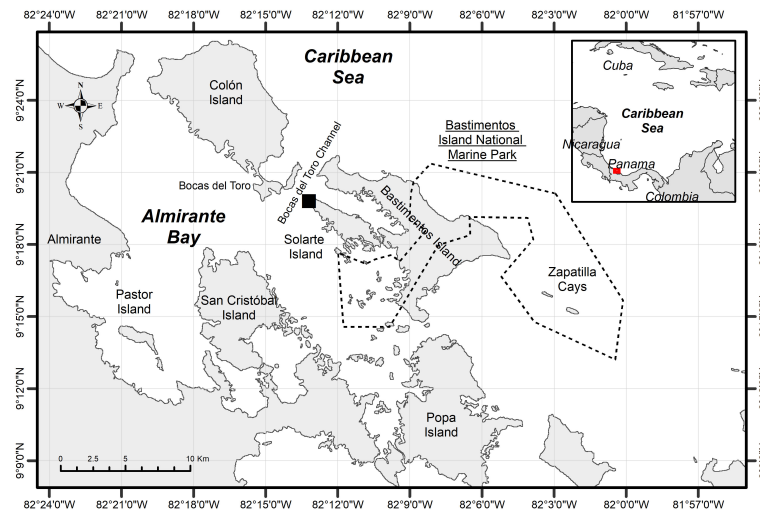


FIGURE 1

Location of sharks sampling collection area, in Hospital Point (black square), located in the Solarte Island, Bocas del Toro Archipelago, Panamanian Caribbean. The polygon of the Bastimentos Island National Marine Park –Parque Nacional Marino Isla Bastimentos– is represented with a dotted line.

Hospital Point (Figure 1) between October 2016 and January 2017. Samples were conserved in 95% ethanol and stored at  $-20^{\circ}\text{C}$  for subsequent laboratory analysis. The sex and total length were also registered for each individual, which were released alive after sampling (Gonzalez et al., 2019). Total length was used to distinguish between juveniles and adults based on mean maturity length for both species reported in other Caribbean areas, so values higher than the mean maturity length represented adults. The adult length for Caribbean sharpnose sharks was assessed at 66.9 cm based on 375 specimens collected in Northeastern Region of Venezuela (Medina et al., 2009). For bonnethead sharks, adults were differentiated from juveniles with a length greater than 77.3 cm and 64.5 cm for females and males, respectively, according to a life history study conducted in the western Gulf of Mexico using 913 individuals (N-females= 561, N-males= 352; Frazier et al., 2023).

### 2.3 Stable isotope analyses

Shark fin samples were dried, homogenized, and lyophilized prior to analysis as described in Vélez et al. (2021). Prior to isotopic analyses, and because samples are depleted in  $^{13}\text{C}$ , we used 4 ml of cyclohexane to extract lipids from approximately 100 mg (or less) of each sample (De Niro and Epstein, 1978). The samples were maintained in constant agitation for 10 min, and then centrifuged at 4,500 rpm for 5 min after which the supernatant containing lipids was discarded. We repeated this process three times, followed by drying the samples at  $45^{\circ}\text{C}$  in an oven for 48 h. Finally, a small portion of the lipid-free sample (0.2 – 0.4 mg) was weighted in a tin cup to conduct stable isotope analyses in a continuous flow mass spectrometer (Delta V Plus with a ConFlo IV Interface, Thermo

Scientific, Bremen, Germany) coupled to an elemental analyzer (Flash 2000 or EA Isolink, Thermo Scientific, Milan, Italy). The usual  $\delta$  notation relative to atmospheric  $\text{N}_2$  for  $\delta^{15}\text{N}$  and Vienna PeeDee Belemnite Standard for  $\delta^{13}\text{C}$  in parts per thousand (‰), was used to report the isotopic results (Méndez-Fernández et al., 2020).

Based on replicate measurements of internal laboratory standards, experimental precision is of  $\pm 0.15$  and  $\pm 0.20$  ‰ for  $\delta^{13}\text{C}$  and  $\delta^{15}\text{N}$ , respectively. The C:N ratio was assessed to determine if lipid extraction was efficient, by using the percent C and N elemental composition (De Niro and Epstein, 1978). Thus, a good lipid removal was indicated if we obtained C:N ratio between 2.9 – 3.3 (Post et al., 2007; Lesage et al., 2010; Matich et al., 2010; Kim et al., 2012).

### 2.4 Mercury analyses

Measurements of THg concentrations were performed using an atomic absorption spectrometer AMA-254 (Advanced Altec Mercury Analyzer) following Vélez et al. (2021). Homogenized and lyophilized tissue samples ranging from 1 to 5 mg that did not require chemical treatment were analyzed in duplicates to assess mean and SD of THg concentrations in each sample. To control analytical quality of THg measurements, we ran blanks at the beginning of each analytical session, and we used certified reference material (CRM) DOLT-3 (Dogfish Liver Certified Reference Material, National Research Council of Canada) after running blanks and after every fifth sample run. The mean of concentrations reported for the CRM was  $328 \pm 0.1$  ng  $\text{g}^{-1}$  (N= 4) and the percent of recovery was  $97.0 \pm 0.9\%$ . The detection limit of the AMA was 0.1 ng. The THg concentrations were reported in ng  $\text{g}^{-1}$  on a dry weight basis (dw).

## 2.5 Statistical analyses

Mean isotopic and THg and their standard deviation for each shark species was calculated and plotted. Following Jackson et al. (2011), a Bayesian approach based on multivariate ellipse metrics (SIBER – Stable Stable Isotope Bayesian Ellipses within the R-siar package) was used to assess the overlapping of isotopic niche between bonnethead and Caribbean sharpnose sharks. The degree of niche overlapping was assessed through the overlap in the areas of the corrected standard ellipses (SEAc), by using the OVERLAP command, whose value ranges from 0 (no overlap) to 1 (greater overlap; Jackson et al., 2011).

Because of the low sample size for Caribbean sharpnose shark, these samples were not used to conduct additional statistical analyses. Therefore, Shapiro–Wilk of normality and Levene test of homogeneity of variances were used to test the assumptions of parametric tests on the bonnethead shark data. For data that was not normally distributed, a log-transformation was used. Pearson correlations were conducted among all variables to assess: 1) Hg bioaccumulation in relation to trophic position and age by comparing THg Vs  $\delta^{15}\text{N}$ , and THg Vs total length, respectively (Marrugo-Negrete et al., 2018), and 2) the relationship between  $\delta^{13}\text{C}$  and  $\delta^{15}\text{N}$  values among shark individuals. The existence of significant differences between sex was evaluated using a t-student. All these statistical analyses were performed in R v. 3.4.3.

## 3 Results

Fifteen fin samples of bonnethead sharks were sampled, whose total lengths ranged between 35 and 106 cm, including two juveniles and 13 adults (Table 1). The six Caribbean sharpnose shark individuals' total lengths varied between 44 to 95 cm, which corresponded to five juveniles and only one adult (Table 1). Regarding stable isotopes, the C:N ratios reflected an efficient removal of lipids with values ranging from 2.93 to 3.29 (Table 1).

The  $\delta^{13}\text{C}$  values ranged between  $-14.15$  to  $-10.73$  ‰ (mean =  $-12.12 \pm 0.81$  ‰) and between  $-14.52$  to  $-13.00$  ‰ (mean =  $-13.81 \pm 0.66$  ‰) for bonnethead and Caribbean sharpnose sharks, respectively (Table 1, Figure 2). The  $\delta^{15}\text{N}$  values were similar for both species, which ranged between 7.45 to 10.82 ‰ (mean =  $9.05 \pm 0.81$  ‰) for bonnethead sharks, and between 9.00 to 10.64 ‰ (mean =  $10.02 \pm 0.60$  ‰) for Caribbean sharpnose sharks. Likewise, THg values were also similar between both species, with a range of 7 to 69  $\text{ng g}^{-1}$  dw (mean =  $29 \pm 17$   $\text{ng g}^{-1}$  dw) and 14 to 36  $\text{ng g}^{-1}$  dw (mean =  $24 \pm 9$   $\text{ng g}^{-1}$  dw) for bonnethead and Caribbean sharpnose sharks, respectively (Table 1, Figure 2). However, SIBER analyses based on SEAc values of carbon and nitrogen isotopic signatures showed no niche overlap between both species (Overlap = 0), and the bonnethead shark showed a greater ellipse (SEAc = 1.87) in comparison to the Caribbean sharpnose shark (SEAc = 1.52; Figure 3).

For bonnethead sharks, sex comparisons did not show significant differences for THg,  $\delta^{13}\text{C}$ , and  $\delta^{15}\text{N}$  values. The Pearson's correlation coefficients showed not significant correlations between THg with  $\delta^{15}\text{N}$  and standard length, but was significant for the  $\delta^{13}\text{C}$  and  $\delta^{15}\text{N}$  relationship ( $p < 0.05$ ).

## 4 Discussion

This study provides a first insight into the feeding ecology of the bonnethead and Caribbean sharpnose sharks in a potential nursery area located at the Bocas del Toro Archipelago, Panama, based on THg,  $\delta^{13}\text{C}$ , and  $\delta^{15}\text{N}$  values. Despite most individuals collected at Hospital Point appearing to be adults instead of juveniles, this region maintains features of a nursery ground (e.g., Heupel et al., 2007), in which the presence of both small adults and juveniles suggests that individuals use the region frequently. This preliminary assessment highlights the need for conducting an exhaustive reproductive biology study for both bonnethead and Caribbean sharpnose sharks in the Archipelago, to identify the relevance of this region as a nursery ground for these species in the Caribbean. These results are particularly important for the bonnethead shark, since the population located in Bocas del Toro appears to be genetically isolated (Gonzalez et al., 2019).

The bonnethead shark is widely distributed along estuarine, coastal, and insular areas of the American continent (up 90 m depth) in both Atlantic and Pacific oceans, but limited to warm waters (Ebert et al., 2013). However, this species which likely represents a differentiated lineage in the Caribbean and Southwestern Atlantic (Naylor et al., 2012; Sigovini et al., 2016; Díaz-Jaimes et al., 2021; Gonzalez et al., 2021), also shows a restricted distribution in Bocas del Toro, where the population appears to be resident according to genetic data (Gonzalez et al., 2019). Our findings also indicated the absence of niche partitioning between female and male bonnethead sharks within the Archipelago. These findings align with other studies that report no discernible differences in diet between sexes (e.g., Galindo et al., 2021; Branham et al., 2022), particularly in nursery areas where the main goal is to acquire as many prey items as possible for rapid growth (Heithaus, 2007). Conversely, niche partitioning was detected between species, which allows co-existence of the two species in the same region despite both having coastal habits (Maya M. et al., 2016; Estupiñán-Montaño et al., 2017).

Stable carbon isotope compositions suggest that the Caribbean sharpnose shark, whose distribution in the Atlantic Ocean appears to be in deeper waters (i.e., up to 500 m depth; Ebert et al., 2013), prefers items with higher trophic position but specific to the coastline. The trophic niche of this species in Bocas del Toro is narrower in comparison to the bonnethead shark, which showed a wider  $\delta^{13}\text{C}$  range, but with less depleted  $^{13}\text{C}$  values, suggesting a wider foraging area. However, variation in  $\delta^{13}\text{C}$  values between both species may be supported mainly by the wide range of isotopically diverse sources that can be found in coastal areas (Bird et al., 2018), and the Archipelago appears to offer a high variety of coastal preys to top predators (Barragán-Barrera et al., 2019). Hence, the partitioning niche found here exhibits diet differences between both shark species. For instance, the diet of the bonnethead shark along the Atlantic waters of Brazil and United States is dominated mostly by portunid crabs (*Callinectes* spp.; Plumlee and Wells, 2016; Branham et al., 2022), while in the Colombian Caribbean, the diet of the Caribbean sharpnose shark was represented by eight fish species (e.g., *Harengula* sp., flying gurnard *Dactylopterus volitans*, *Mugil* sp., sharptail eel *Myrichthys*

TABLE 1 Total length, age, sex, total mercury concentration, stable isotope values, and C:N ratio for bonnethead shark (*Sphyrna aff. tiburo*) and Caribbean sharpnose shark (*Rhizoprionodon porosus*) in the Bocas del Toro Archipelago, Panamanian Caribbean.

Sample Number	Species	Total Length (cm)	Age	Sex	THg (ng g <sup>-1</sup> dw)	δ <sup>13</sup> C (‰)	δ <sup>15</sup> N (‰)	C:N
1	<i>Rhizoprionodon porosus</i>	95	Adult	NI	14	-13.05	10.18	3.07
2	<i>Rhizoprionodon porosus</i>	63	Juvenile	NI	36	-14.35	9.00	3.29
3	<i>Rhizoprionodon porosus</i>	52	Juvenile	NI	14	-14.52	10.54	3.32
4	<i>Rhizoprionodon porosus</i>	44	Juvenile	F	28	-13.78	10.64	3.08
5	<i>Rhizoprionodon porosus</i>	63	Juvenile	M	29	-13.00	9.99	3.08
6	<i>Rhizoprionodon porosus</i>	45	Juvenile	F	20	-14.18	9.75	3.13
<b>Mean ± SD</b>		60 ± 19			24 ± 9	-13.81 ± 0.66	10.02 ± 0.60	
1	<i>Sphyrna aff. tiburo</i>	78	Adult	M	61	-12.72	10.42	2.97
2	<i>Sphyrna aff. tiburo</i>	49	Juvenile	F	19	-12.43	9.09	2.93
3	<i>Sphyrna aff. tiburo</i>	77	Adult	M	32	-11.56	8.88	2.97
4	<i>Sphyrna aff. tiburo</i>	90	Adult	F	27	-12.40	9.66	2.93
5	<i>Sphyrna aff. tiburo</i>	106	Adult	F	69	-11.36	9.11	2.93
6	<i>Sphyrna aff. tiburo</i>	84	Adult	M	37	-11.86	8.97	3.05
7	<i>Sphyrna aff. tiburo</i>	93	Adult	M	23	-11.92	8.92	3.13
8	<i>Sphyrna aff. tiburo</i>	84	Adult	M	23	-12.68	9.11	3.14
9	<i>Sphyrna aff. tiburo</i>	92	Adult	M	29	-12.35	8.90	3.13
10	<i>Sphyrna aff. tiburo</i>	95	Adult	M	7	-10.88	7.45	2.93
11	<i>Sphyrna aff. tiburo</i>	79	Adult	F	17	-13.27	8.54	3.21
12	<i>Sphyrna aff. tiburo</i>	83	Adult	F	13	-11.98	8.17	3.04
13	<i>Sphyrna aff. tiburo</i>	84	Adult	M	34	-10.73	8.96	2.95
14	<i>Sphyrna aff. tiburo</i>	85	Adult	M	34	-11.53	8.76	2.95
15	<i>Sphyrna aff. tiburo</i>	35	Juvenile	F	18	-14.15	10.82	3.01
<b>Mean ± SD</b>		81 ± 18			29 ± 17	-12.12 ± 0.89	9.05 ± 0.81	

F, female; M, male; NI, not identified; THg, total mercury; δ<sup>13</sup>C, carbon; δ<sup>15</sup>N, nitrogen.

*breviceps*, among others) and one crustacean penaeid (family Penaeidae), with fish belonging to the Clupeidae family being the most common item in their diet (Forero, 2022). Therefore, the hypothesis of diverse food sources in the Bocas del Toro Archipelago, which had been discussed previously for common bottlenose dolphins, may also be true for sharks. These dolphins have a high philopatry in the Archipelago despite the risk related to continuous boat traffic (May-Collado et al., 2012; May-Collado et al., 2014; May-Collado et al., 2017; Kassamali-Fox et al., 2020), which could only be explained by the good habitat that Bocas del Toro offers to individuals (Barragán-Barrera et al., 2019). Consequently, this area is an important habitat for megafauna in the Caribbean, and deserves special attention for shark conservation, particularly for the bonnethead shark due to its recent IUCN categorization as endangered with a decreasing population trend (Pollom et al., 2021).

In Bocas del Toro, there are potential threats that sharks may face. Hg bioaccumulation may be one of them; however, bonnethead sharks, for instance, did not show higher THg levels in their fins in

comparison to other areas throughout its distribution. For example, in the Southeastern United States, bonnethead sharks exhibited THg levels in their fins with a mean of 70 ± 50 ng g<sup>-1</sup> dw (N=18; O'Bryhim et al., 2017), and in the Colombian Pacific, where has been reported high Hg emissions due to gold mining (Massé and McDermott, 2017), this species exhibited THg values in their fins with a mean of 173 ± 161 ng g<sup>-1</sup> dw (N=17; Vélez et al., 2021). Nevertheless, this species did not tend to bioaccumulate high THg levels in relation to other oceanic and larger shark species (Vélez et al., 2021). This may be due to the limited size range in our sampling (juveniles and small adults), since Hg is known to bioaccumulate in organisms over their lifespan, older and larger animals typically exhibit higher Hg levels (Neumann and Ward, 1999).

Relationship between δ<sup>15</sup>N and THg values are also used to assess Hg contamination through diet, in which top predators show a positive correlation due to consumption of high trophic level prey (e.g., Marrugo-Negrete et al., 2018; Barragán-Barrera et al., 2019). However, this pattern was not observed for bonnethead sharks in

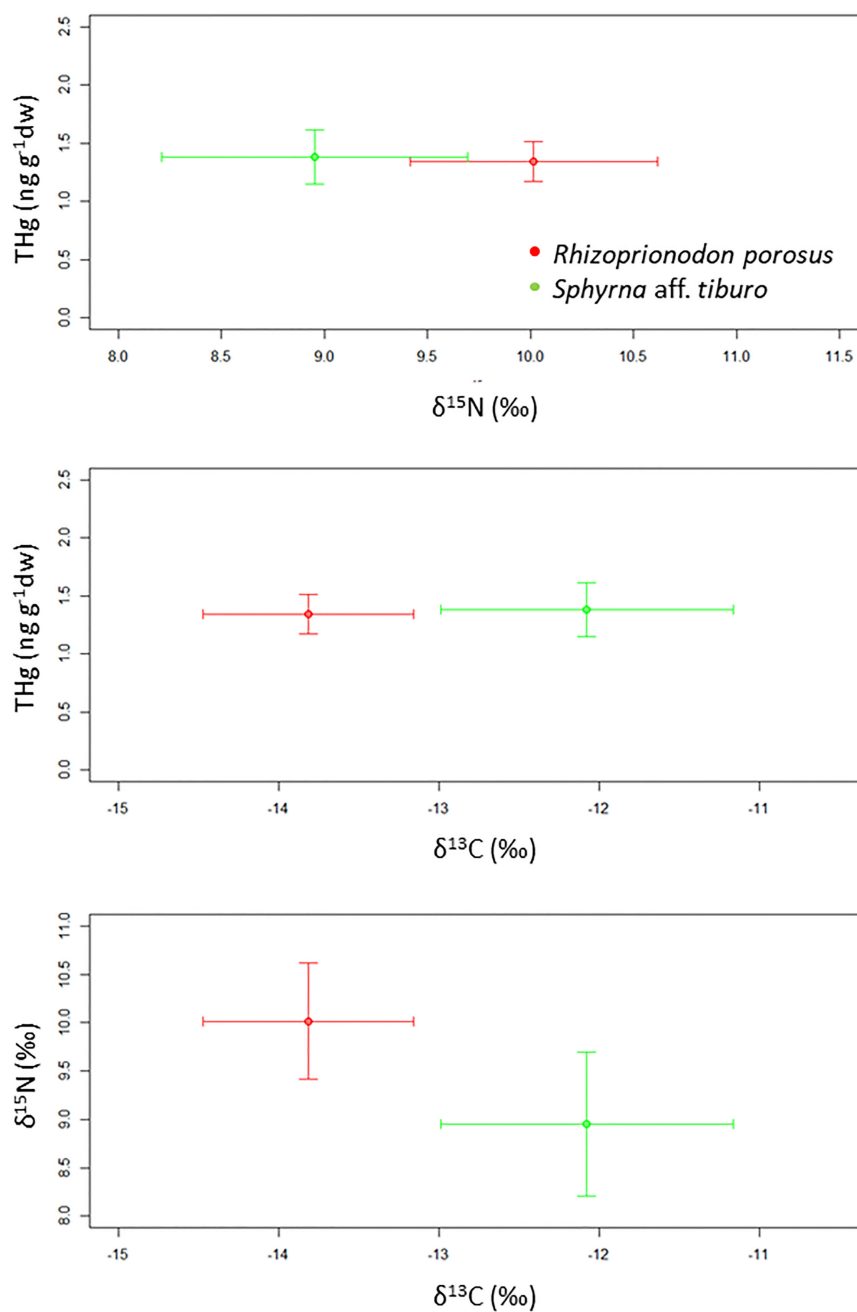


FIGURE 2

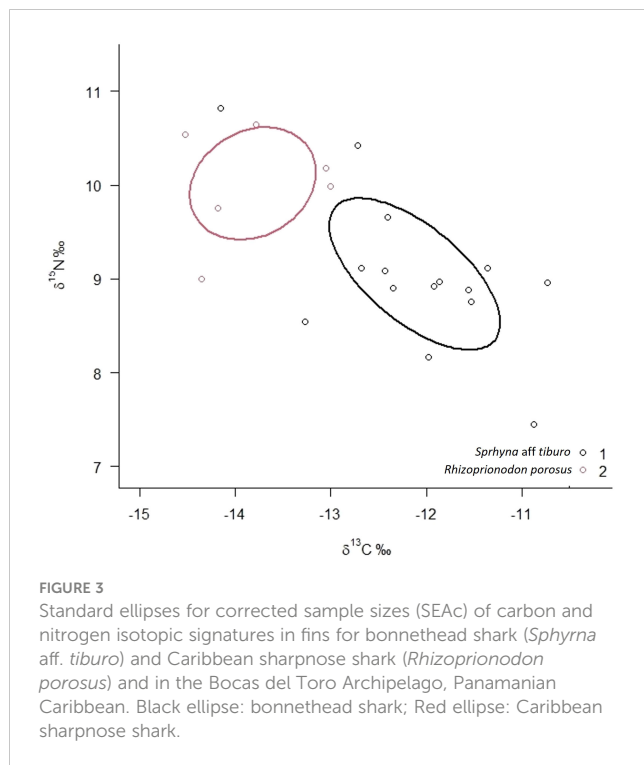
Relationship between carbon ( $\delta^{13}\text{C}$ ) and nitrogen ( $\delta^{15}\text{N}$ ) stable isotope values, and total mercury (THg) levels of Caribbean sharpnose shark (*Rhizoprionodon porosus*) and bonnethead shark (*Sphyrna aff. tiburo*) in the Bocas del Toro Archipelago, Panamanian Caribbean.

Bocas del Toro. Stable nitrogen isotope composition showed similar values for both bonnethead and Caribbean sharpnose sharks, but were lower in comparison to the inshore population of common bottlenose dolphins in Bocas del Toro (mean =  $10.25 \pm 1.48$  ‰; tissue: skin; N = 37; Barragán-Barrera et al., 2019), which result in lower THg values through dietary items with lower trophic level.

Diet of both bonnethead and Caribbean sharpnose sharks along Atlantic areas are based on benthic crustacea and fishes (Ebert et al., 2013; Plumlee and Wells, 2016; Branham et al., 2022; Forero, 2022). However, fishes in Bocas del Toro are being overfished (Seemann et al., 2013), so top predators should supply their nutritional demand

by consuming smaller fishes or other types of prey (Barragán-Barrera et al., 2019). This may also be represented for sharks by the significant negative relationship between  $\delta^{13}\text{C}$  and  $\delta^{15}\text{N}$  stable isotopes, with a decreasing  $^{15}\text{N}$  trend in relation to more depleted  $^{13}\text{C}$  values. This relationship suggests a shark diet based on small fishes with both coastal and oceanic habits, like the dwarf round herring, which is widely distributed within the Archipelago, but feeds on oceanic zooplankton during the night (Radakov and Silva, 1974; Friedlander and Beets, 1997). Additionally, the dwarf round herring represents one of the most contributing prey items in the diet of common bottlenose dolphins in Bocas del Toro (Barragán-Barrera





et al., 2019), likely because of the lack of larger prey due to local overfishing (Seemann et al., 2013). Consequently, dolphins in the Archipelago and likely sharks may reflect lower  $\delta^{15}\text{N}$  values by acquiring lower trophic level preys in comparison to other areas (e.g., Vélez et al., 2021). Considering this, overfishing (which may be regulated within the local MPA; Seemann et al., 2013), may result in a potential threat that sharks may face in Bocas del Toro.

Our preliminary findings, together with previous genetic data that shows isolation (Gonzalez et al., 2019), suggest the relevance of the Bocas del Toro Archipelago as an important habitat for sharks in the Caribbean basin. However, additional monitoring including more specimens with different age class as well as the complete characterization of the potential nursery ground is needed to confirm this assumption. Nursery delineation is crucial for assessing the significance of this area for shark species and is pivotal for their effective management by integrating it into the local MPA. Furthermore, complementary analyses are needed to effectively assess the feeding ecology of bonnethead and Caribbean sharpnose sharks in the Caribbean Sea. This study provides essential baseline data needed to determine the conservation status of these species in Panama, particularly for the endangered bonnethead shark (Pollom et al., 2021). In order to conserve its populations, urgent measures are needed to determine important areas for this species, with Bocas del Toro emerging as a key location in need of conservation efforts.

## Data availability statement

The original contributions presented in the study are included in the article/supplementary material. Further inquiries can be directed to the corresponding author.

## Ethics statement

The animal study was approved by Smithsonian Tropical Research Institute IACUC (Institutional Animal Care and Use Committee; permits number 20676904 and 20676903). The study was conducted in accordance with the local legislation and institutional requirements.

## Author contributions

DB-B conceptualized the study. DB-B, CG acquired funding. CG collected samples. SC, AM-N, PB provided logistic support. DB-B conducted lab work. DB-B, MR, LB, CB-R performed statistical analysis. DB-B, CP-S, AL-A validated data. DB-B wrote first draft and reviewed manuscript. CP-S, MR, LB, PC, SC, AL-A reviewed and edited the manuscript draft. All authors contributed to the article and approved the submitted version.

## Funding

The author(s) declare that financial support was received for the research, authorship, and/or publication of this article. The Smithsonian Tropical Research Institute through a short-term fellowship and Beneath the Waves Inc supported CG to conduct this study. The Corporation Center of Excellence in Marine Sciences – CEMarin supported this study (DB-B, 2016). The Faculty of Sciences of Universidad de los Andes also provided two Research Grants: “Proyecto Semilla -2016-1 Call for Funding of Research Category: Master and Doctoral students” (CG, 2016), and “Proyecto Semilla -2018-1 Call for Funding of Research Category: Candidates PhD students, project “Isotopic analyses of bottlenose dolphins’ diet in Bocas del Toro: a conservation perspective” (DB-B, 2017). Thanks are due to the CPER (Contrat de Projet Etat-Région) and the FEDER (Fonds Européen de Développement Régional) for funding the AMA and the IRMS of LIENSs laboratory. The funders had no role in study design, data collection and analysis, decision to publish, or preparation of the manuscript.

## Acknowledgments

We thank the BDT Research Station—Smithsonian Tropical Research Institute (STRI) for their logistical support, especially to Marlon Smith, Alberto Machuca, Erick Brown, and Deivis Gonzalez. Special thanks to C. Churlaud and M. Brault-Favrou from the Plateforme Analyses Elémentaires of the LIENSs laboratory for facilitating Hg analyses, and G. Guillou from the Plateforme Analyses Isotopiques of the LIENSs laboratory for its support in the stable isotope analyses. Many thanks to Rebecca Regnery for reviewing English in the manuscript. We also want to thank the reviewers whose comments improved the final version of

this manuscript. PB is an honorary member of the IUF (Institut Universitaire de France). The Vicerrectoría de Investigaciones from Pontificia Universidad Javeriana is also acknowledged by providing a Postdoctoral Grant (Call 2021-2) to D. Barragán, who also thanks to the Instituto Javeriano del Agua for its support during the Postdoctoral stay.

## Conflict of interest

Author CP-S is a director of Sharky Management & Consulting.

## References

- Álvarez Malvido, M., Lázaro, C., De Lamo, X., Juffe-Bignoli, D., Cao, R., Bueno, P., et al. (2021). *Informe Planeta Protegido 2020: Latinoamérica y el Caribe* (Ciudad de México, Cambridge, Gland, Bogotá: RedParques, UNEP-WCMC, CMAP-UICN, WWF, CONANP, Proyecto IAPA).
- Barragán-Barrera, D. C., Luna-Acosta, A., May-Collado, L. J., Polo-Silva, C., Riet-Sapriza, F. G., Bustamante, P., et al. (2019). Foraging habits and levels of mercury in a resident population of bottlenose dolphins (*Tursiops truncatus*) in Bocas del Toro Archipelago, Caribbean Sea, Panama. *Mar. Pollut. Bull.* 145, 343–356. doi: 10.1016/j.marpolbul.2019.04.076
- Barragán-Barrera, D. C., May-Collado, L. J., Quiñones-Lebrón, S. G., and Caballero, S. (2013). Population at risk: low genetic diversity in bottlenose dolphins of Bocas del Toro, Panama. *Int. Whal. Comm. Sci. Rep.* 65a/SM15, 1–11.
- Barragán-Barrera, D. C., May-Collado, L. J., Tezanos-Pinto, G., Islas-Villanueva, V., Correa-Cárdenas, C. A., and Caballero, S. (2017). High genetic structure and low mitochondrial diversity in bottlenose dolphins of the archipelago of Bocas del Toro, Panama: a population at risk? *PLoS One* 12, e0189370. doi: 10.1371/journal.pone.0189370
- Barragán-Barrera, D. C., Riet-Sapriza, F., Negrete, J., Curtosi, A., Mojica-Moncada, D., Bustamante, P., et al. (2023). Sex-specific mercury levels in skin samples of southern elephant seals (*Mirounga leonina*) at Isla 25 de Mayo (King George Island), Antarctic Peninsula. *Mar. Mamm. Sci.* 40, 108–122. doi: 10.1111/mms.13058
- Bird, C. S., Verissimo, A., Magozzi, S., Abrantes, K. G., Aguilar, A., Al-Reasi, H., et al. (2018). A global perspective on the trophic geography of sharks. *Nat. Ecol. Evol.* 2, 299–305. doi: 10.1038/s41559-017-0432-z
- Branham, C. C., Frazier, B. S., Strange, J. B., Galloway, A. S., Adams, D. H., Drymon, J. M., et al. (2022). Diet of the bonnethead *Sphyrna tiburo* along the northern Gulf of Mexico and southeastern Atlantic coast of the United States. *Anim. Biodivers. Conserv.* 45, 257–267. doi: 10.32800/abc.2022.45.0257
- Carlisle, A. B., Tickler, D., Dale, J. J., Ferretti, F., Curnick, D. J., Chapple, T. K., et al. (2019). Estimating space use of mobile fishes in a large marine protected area with methodological considerations in acoustic array design. *Front. Mar. Sci.* 6. doi: 10.3389/fmars.2019.00256
- Clementi, G. M., Babcock, E. A., Valentin-Albanese, J., Bond, M. E., Flowers, K. I., Heithaus, M. R., et al. (2021). Anthropogenic pressures on reef-associated sharks in jurisdictions with and without directed shark fishing. *Mar. Ecol. Prog. Ser.* 661, 175–186. doi: 10.3354/meps13607
- Compagno, L. J. V. (2002). *Sharks of the world. An annotated and illustrated catalogue of shark species to date*, (Rome, Italy: FAO) 4(125), FIR/S125.
- D’Croz, L., Del Rosario, J. B., and Góndola, P. (2005). The effect of fresh water runoff on the distribution of dissolved inorganic nutrients and plankton in the Bocas del Toro Archipelago, Caribbean Panama. *Caribb. J. Sci.* 41, 414–429.
- DeAngelis, B. M., McCandless, C. T., Kohler, N. E., Recksiek, C. W., and Skomal, G. B. (2008). First characterization of shark nursery habitat in the United States Virgin Islands: evidence of habitat partitioning by two shark species. *Mar. Ecol. Prog. Ser.* 358, 257–271. doi: 10.3354/meps07308
- Del Cid, M., Carrión de Samudio, J., Valdespinos, I. A., and Santamaria, D. (1997). *Evaluación Rural Participativa de las Áreas de Influencia al Parque Nacional Marino Isla Bastimentos y al Humedal San San-Pond Sak, Provincia de Bocas del Toro. Tomo 2: Aspectos Socioeconómicos* (Panamá: Asociación Nacional para la Conservación de la Naturaleza (ANCON), 204).
- De Niro, M. J., and Epstein, S. (1978). Influence of diet on the distribution of carbon isotopes in animals. *Geochim. Cosmochim. Acta* 42, 495–506. doi: 10.1016/0016-7037(78)90199-0
- Díaz-Jaimes, P., Bayona-Vásquez, N. J., Escatel-Luna, E., Uribe-Alcocer, M., Pecoraro, C., Adams, D. H., et al. (2021). Population genetic divergence of bonnethead sharks *Sphyrna tiburo* in the western North Atlantic: Implications for conservation. *Aquat. Conserv.: Mar. Freshw.* 31, 83–98. doi: 10.1002/aqc.3434
- Dulvy, N. K., Fowler, S. L., Musick, J. A., Cavanagh, R. D., Kyne, P. K., Harrison, L. R., et al. (2014). Extinction risk and conservation of the world’s sharks and rays. *eLife* 3, e00590. doi: 10.7554/eLife.00590
- Dulvy, N. K., Pacoureau, N., Rigby, C. L., Pollom, R. A., Jabado, R. W., Ebert, D. A., et al. (2021). Overfishing drives over one-third of all sharks and rays toward a global extinction crisis. *Curr. Biol.* 31, 4773–4787. doi: 10.1016/j.cub.2021.08.062
- Ebert, D. A., Fowler, S., and Compagno, L. (2013). *Sharks of the World* (Plymouth: Wild Nature Press).
- Ehnert-Russo, S. L., and Gelsleichter, J. (2020). Mercury accumulation and effects in the brain of the atlantic sharpnose shark (*Rhizoprionodon terraenovae*). *Arch. Environ. Contam. Toxicol.* 78, 267–283. doi: 10.1007/s00244-019-00691-0
- Estupiñán-Montaño, C., Galván-Magaña, F., Tamburín, E., Sánchez-González, A., Villalobos-Ramírez, D. J., Murillo-Bohórquez, N., et al. (2017). Trophic inference in two sympatric sharks. *Acta Ichthyol. Piscat.* 47, 357–364. doi: 10.3750/AIEP/02177
- Estupiñán-Montaño, C., Tamburín, E., and Delgado-Huertas, A. (2021). Stable isotope evidence for movements of hammerhead sharks *Sphyrna lewini*, connecting two natural protected areas in the Colombian Pacific. *Mar. Biodivers* 51, 74. doi: 10.1007/s12526-021-01215-7
- Feldheim, K. A., Gruber, S. H., and Ashley, M. V. (2002). The breeding biology of lemon sharks at a tropical nursery lagoon. *Proc. Biol. Sci.* 269, 1655–1661. doi: 10.1098/rspb.2002.2051
- Forero, B. (2022). Hábitos tróficos de *Carcharhinus falciformis* y *Rhizoprionodon porosus* mediante análisis estomacal e isótopos estables, en el Caribe Colombiano. Santa Marta, Colombia: Fundación Universidad de Bogotá Jorge Tadeo Lozano, 61.
- Frazier, B. S., Vinyard, E. A., Fields, A. T., Driggers, W. B. III, Grubbs, R. D., Adams, D. H., et al. (2023). Age, growth and maturity of the bonnethead *Sphyrna tiburo* in the U.S. Gulf of Mexico. *Environ. Biol. Fish.* 106, 1597–1617. doi: 10.1007/s10641-023-01439-5
- Friedlander, A. M., and Beets, J. P. (1997). Fisheries and life history characteristics of dwarf herring (*Jenkinsia lamprotaenia*) in the US Virgin Islands. *Fish. Res.* 31, 61–72. doi: 10.1016/S0165-7836(97)00015-5
- Galindo, E., Giraldo, A., and Navia, A. F. (2021). Feeding habits and trophic interactions of four sympatric hammerhead shark species reveal trophic niche partitioning. *Mar. Ecol. Prog. Ser.* 665, 159–175. doi: 10.3354/meps13681
- Gonzalez, C., Gallagher, A. J., and Caballero, S. (2019). Conservation genetics of the bonnethead shark *Sphyrna tiburo* in Bocas del Toro, Panama: Preliminary evidence of a unique stock. *PLoS One* 14, e0220737. doi: 10.1371/journal.pone.0220737
- Gonzalez, C., Postaire, B., Domingues, R. R., Feldheim, K. A., Caballero, S., and Chapman, D. (2021). Phylogeography and population genetics of the cryptic bonnethead shark *Sphyrna* aff. *tiburo* in Brazil and the Caribbean inferred from mtDNA markers. *J. Fish Biol.* 99, 1899–1911. doi: 10.1111/jfb.14896
- Graham, B. S., Koch, P. L., Newsome, S. D., McMahon, K. W., and Aurioles, D. (2010). “Using isoscapes to trace the movements and foraging behavior of top predators in oceanic ecosystems,” in *Isoscapes: Understanding Movement, Pattern, and Process on Earth Through Isotope Mapping*. Eds. J. West, G. Bowen, T. Dawson and K. Tu (Springer, Dordrecht), 299–318. doi: 10.1007/978-90-481-3354-3\_14
- Guerrón-Montero, C. (2005). Marine protected areas in Panama: grassroots activism and advocacy. *Hum. Organ.* 64, 360–373. doi: 10.17730/humo.64.4.2mx2j6qd0xyg1rqv
- Guzmán, H. M., and García, E. M. (2002). Mercury levels in coral reefs along the Caribbean coast of Central America. *Mar. Pollut. Bull.* 44, 1415–1420. doi: 10.1016/S0025-326X(02)00318-1

- Guzmán, H. M., and Guevara, C. A. (1998). Arrecifes coralinos de Bocas del Toro, Panamá: I. Distribución, estructura y estado de conservación de los arrecifes continentales de la Laguna de Chiriquí y la Bahía Almirante. *Rev. Biol. Trop.* 46, 601–623.
- Heithaus, M. R. (2007). Nursery areas as essential shark habitats: A theoretical perspective. *Am. Fish. Soc. Symp.* 50, 3–13.
- Henderson, A. C., Jourdan, A., and Bell, K. (2016). Assessing the incidental value of a marine reserve to a lemon shark *Negaprion brevirostris* nursery. *Aquat. Conserv.: Mar. Freshw.* 26, 482–491. doi: 10.1002/aqc.2627
- Henderson, A., Katherine, M., and Calosso, M. (2010). Preliminary assessment of a possible lemon shark nursery in the Turks & Caicos Islands, British West Indies. *Car. J. Sci.* 46, 29–38. doi: 10.18475/cjos.v46i1.a5
- Heupel, M. R., Carlson, J. K., and Simpfendorfer, C. A. (2007). Shark nursery areas: Concepts, definition, characterization and assumptions. *Mar. Ecol. Prog. Ser.* 337, 287–297. doi: 10.3354/meps337287
- Hussey, N. E., Chapman, D. D., Donnelly, E., Abercrombie, D. L., and Fisk, A. T. (2011). Fin-icky samples: an assessment of shark fin as a source material for stable isotope analysis. *Limnol. Oceanogr.-Meth.* 9, 524–532. doi: 10.4319/lom.2011.9.524
- Jackson, A. L., Inger, R., Parnell, A. C., and Bearhop, S. (2011). Comparing isotopic niche widths among and within communities: SIBER - Stable Isotope Bayesian Ellipses. *R. J. Anim. Ecol.* 80, 595–602. doi: 10.1111/jane.2011.80.issue-3
- Kassamali-Fox, A., Christiansen, F., May-Collado, L. J., Ramos, E. A., and Kaplin, B. A. (2020). Tour boats affect the activity patterns of bottlenose dolphins (*Tursiops truncatus*) in Bocas del Toro, Panama. *PeerJ* 8, e8804. doi: 10.7717/peerj.8804
- Kim, S. L., Martínez del Río, C., Casper, D., and Koch, P. L. (2012). Isotopic incorporation rates for shark tissues from a long-term captive feeding study. *J. Exp. Biol.* 215, 2495–2500. doi: 10.1242/jeb.070656
- Lesage, V., Morin, Y., Rioux, E., Pomerleau, C., Fergusson, S. H., and Pelletier, E. (2010). Stable isotopes and trace elements as indicators of diet and habitat use in cetaceans: Predicting errors related to preservation, lipid extraction and lipid normalization. *Mar. Ecol. Prog. Ser.* 419, 249–265. doi: 10.3354/meps08825
- Malpica-Cruz, L., Herzka, S. Z., Sosa-Nishizaki, O., and Lazo, J. P. (2012). Tissue-specific isotope trophic discrimination factors and turnover rates in a marine elasmobranch: empirical and modeling results. *Can. J. Fish. Aquat. Sci.* 69, 551–564. doi: 10.1139/f2011-172
- Marrugo-Negrete, J. L., Ruiz-Guzmán, J. A., and Ruiz-Fernández, A. C. (2018). Biomagnification of mercury in fish from two gold mining-impacted tropical marshes in Northern Colombia. *Arch. Environ. Contam. Toxicol.* 74, 121–130. doi: 10.1007/s00244-017-0459-9
- Massé, F., and McDermott, J. (2017). *Responsible Business Conduct: Due Diligence in Colombia's Gold Supply Chain Gold Mining in Antioquia* (OECD), 44. Available at: <https://www.oecd.org/daf/inv/mne/colombias-gold-supply-chain.htm>.
- Matich, P., Heithaus, M. R., and Layman, C. A. (2010). Contrasting patterns of individual specialization and trophic coupling in two marine apex predators. *J. Anim. Ecol.* 80, 294–305. doi: 10.1111/j.1365-2656.2010.01753.x
- Maya M., C. I., Torres R. Y. E., Galván M. F., Aguiñiga G., S., and Traviña C., L. D. (2016). Trophic overlap between blue sharks (*Prionace glauca*) and shortfin makos (*Isurus oxyrinchus*): trophic linkages between two shark species in the Eastern Pacific Ocean. *Food Web.* 7, 13–19. doi: 10.1016/j.fooweb.2016.03.002
- May-Collado, L. J., Amador-Caballero, M., Casas, J. J., Gamboa-Poveda, M. P., Garita-Alpizar, F., Gerrodette, T., et al. (2017). "Ecology and conservation of cetaceans of Costa Rica and Panama," in *Advances in Marine Vertebrate Research in Latin America*. Eds. M. Rossi-Santos and C. Finkl (Springer, Berlin), 293–319. doi: 10.1007/978-3-319-56985-7\_12
- May-Collado, L. J., Barragán-Barrera, D. C., Quiñones-Lebrón, S. G., and Aquino-Reynoso, W. (2012). Dolphin watching boats impact on habitat use and communication of bottlenose dolphins in Bocas del Toro, Panama during 2004, 2006–2010. *Int. Whal. Comm. Sci.* 64/WW2, 1–8.
- May-Collado, L. J., Quiñones-Lebrón, S. G., Barragán-Barrera, D. C., Palacios, J. D., and Gamboa-Poveda, M. (2014). The dolphin watching industry of Bocas del Toro continues impacting the resident bottlenose dolphin population. *Int. Whal. Comm. Sci.* 65b/WW6, 1–6.
- Medina, E., Tavares, R., and Posada, J. M. (2009). Resultados Preliminares sobre la Edad y Crecimiento del Cazón Playón, *Rhizoprionodon porosus* (Poey 1861), en la Región Nororiental de Venezuela. *Proc. 62nd Gulf Caribbean Fisheries Institute GCFI*, 441–445.
- Méndez-Fernández, P., Bustamante, P., Bode, A., Chouvelon, T., Ferreira, M., López, A., et al. (2020). Population structure of the Atlantic spotted dolphin (*Stenella frontalis*) inferred through ecological markers. *Aquat. Ecol.* 54, 21–34. doi: 10.1007/s10452-019-09722-3
- Mou Sue, L. (1993). "Parque nacional marino isla bastimentos," in *Agenda Ecológica y Social para Bocas del Toro*. Ed. S. H. Moreno (Impresora Continental, Panamá), 163–173.
- Naylor, G. J. P., Caira, J. N., Jensen, K., Rosana, K. A. M., White, W. T., and Last, P. R. (2012). A DNA sequence-based approach to the identification of shark and ray species and its implications for global elasmobranch diversity and parasitology. *Bull. Am. Mus. Nat. Hist.* 367, 1–262. doi: 10.1206/754.1
- Neumann, R. M., and Ward, S. M. (1999). Bioaccumulation and biomagnification of mercury in two warmwater fish communities. *J. Freshw. Ecol.* 14, 487–497. doi: 10.1080/02705060.1999.9663707
- O'Bryhim, J. R., Adams, D. H., Spaet, J. L. Y., Mills, G., and Lance, S. L. (2017). Relationships of mercury concentrations across tissue types, muscle regions and fins for two shark species. *Environ. pollut.* 223, 323–333. doi: 10.1016/j.envpol.2017.01.029
- Pacoureaux, N., Rigby, C. L., Kyne, P. M., Sherley, R. B., Winker, H., Carlson, J. K., et al. (2021). Half a century of global decline in oceanic sharks and rays. *Nature* 589, 567–571. doi: 10.1038/s41586-020-03173-9
- Plumlee, J. D., and Wells, R. J. D. (2016). Feeding ecology of three coastal shark species in the northwest Gulf of Mexico. *Mar. Ecol. Prog. Ser.* 550, 163–174. doi: 10.3354/meps11723
- Pollom, R., Carlson, J., Charvet, P., Avalos, C., Bizzarro, J., Blanco-Parra, M. P., et al. (2021). *Sphyrna tiburo* (amended version of 2020 assessment). The IUCN Red List of Threatened Species. doi: 10.2305/IUCN.UK.2021-3.RLTS.T39387A205765567.en
- Post, D. M., Layman, C. A., Arrington, D. A., Takimoto, G., Quattrochi, J., and Montana, C. J. (2007). Getting to the fat of the matter: models, methods and assumptions for dealing with lipids in stable isotope analysis. *Oecologia* 152, 179–189. doi: 10.1007/s00442-006-0630-x
- Radakov, D. V., and Silva, A. (1974). Some characteristics of the schooling behavior of *Jenkinsia lamprotaenia*. *J. Ichthyol.* 14, 283–286.
- Reyler, E. A., Adams, D. H., and Lowers, R. H. (2008). First evidence of a high density nursery ground for the lemon shark, *Negaprion brevirostris*, near Cape Canaveral, Florida. *Fla. Sci.* 71, 134–148.
- Seemann, J., González, C. T., Carballo-Bolaños, R., Berry, K., Heiss, G. A., Struck, U., et al. (2013). Assessing the ecological effects of human impacts on coral reefs in Bocas del Toro, Panama. *Environ. Monit. Assess.* 186, 1747–1763. doi: 10.1007/s10661-013-3490-y
- Sigovini, M., Keppel, E., and Tagliapietra, D. (2016). Open nomenclature in the biodiversity era. *Methods Ecol. Evol.* 7, 1217–1225. doi: 10.1111/2041-210X.12594
- Sitar, A., May-Collado, L. J., Wright, A. J., Peters-Burton, E., Rockwood, L., and Parsons, E. C. M. (2016). Boat operators in Bocas del Toro, Panama display low levels of compliance with national whale-watching regulations. *Mar. Policy.* 68, 221–228. doi: 10.1016/j.marpol.2016.03.011
- Vélez, N., Bessudo, S., Barragán-Barrera, D. C., Ladino, F., Bustamante, P., and Luna-Acosta, A. (2021). Mercury concentrations and trophic relations in sharks of the Colombian Pacific. *Mar. Pollut. Bull.* 173, 113109. doi: 10.1016/j.marpolbul.2021.113109