



HAL
open science

Challenges and Opportunities of Molecular Simulations for Negative Gas Adsorption

Jack Evans, François-Xavier Coudert

► **To cite this version:**

Jack Evans, François-Xavier Coudert. Challenges and Opportunities of Molecular Simulations for Negative Gas Adsorption. *Accounts of Materials Research*, 2024, 5 (5), pp.640-647. 10.1021/ac-countsmr.4c00071 . hal-04560103

HAL Id: hal-04560103

<https://hal.science/hal-04560103v1>

Submitted on 26 Apr 2024

HAL is a multi-disciplinary open access archive for the deposit and dissemination of scientific research documents, whether they are published or not. The documents may come from teaching and research institutions in France or abroad, or from public or private research centers.

L'archive ouverte pluridisciplinaire **HAL**, est destinée au dépôt et à la diffusion de documents scientifiques de niveau recherche, publiés ou non, émanant des établissements d'enseignement et de recherche français ou étrangers, des laboratoires publics ou privés.



Distributed under a Creative Commons Attribution 4.0 International License

Challenges and opportunities of molecular simulations for negative gas adsorption

Jack D. Evans^{*,†} and François-Xavier Coudert^{*,‡}

[†]*School of Physics, Chemistry and Earth Sciences, The University of Adelaide, Adelaide, SA 5005, Australia*

[‡]*Chimie ParisTech, PSL University, CNRS, Institut de Recherche de Chimie Paris, 75005 Paris, France*

E-mail: j.evans@adelaide.edu.au; fx.coudert@chimieparistech.psl.eu

Conspectus

Negative gas adsorption (NGA) is a particularly eye-catching phenomenon, involving the spontaneous desorption of gas upon pressure increase during adsorption in a flexible nanoporous material. The material undergoes a structural transition from an “open pore” phase to a contracted “closed pore” phase upon gas adsorption, leading to macroscopic gas desorption visible to the naked eye. It was initially evidenced experimentally in 2016 for the adsorption of methane and n-butane in the DUT-49 metal-organic framework (DUT = Dresden University of Technology), and later demonstrated to be a general phenomenon, occurring for different gases and in a variety of materials with the same topology. NGA materials belong to the category of metamaterials, displaying behavior that is not found (or rarely observed) in “natural” or simple materials.

The negative adsorption transition takes place outside of thermodynamic equilibrium, and its characterization requires the use of many complementary experimental techniques (adsorption measurements, in situ X-ray diffraction, EXAFS, NMR, etc.), as well as molecular simulation techniques. In order to obtain a full and consistent picture of the NGA phenomenon, it is indeed necessary to combine computational modelling with a variety of methods, at different scales, in order to understand the microscopic behavior of the host framework and guest molecules to the macroscopic experimental results. At the smallest scale, density functional theory (DFT) calculations have been used to understand the energetics and structure of the NGA materials, as well as the micromechanical properties of their organic linkers: the buckling of these linkers explains the large metastability of the open-pore phase, and gives rise to the NGA transition. At a larger scale, classical grand canonical Monte Carlo (GCMC) simulations in the “rigid host” structures can predict the adsorption capacity of different phases, elucidating the driving force behind the structural transition. To explicitly couple the flexibility of the framework and the adsorption of guest molecules, molecular dynamics simulations (relying on a classical force field for the flexible MOF) can be coupled with free energy methods to investigate the thermodynamics of NGA, obtaining free energy profiles that determine the relative stability of different phases with varying amounts of adsorbed gas. Finally, mesoscopic-scale modeling methods are required in order to understand the phenomenon at a scale larger than one unit cell, and explain experimental findings about the influence of crystal size effects on the NGA transition. This Account summarizes the computational approaches that have been used so far to better understand negative gas adsorption, and highlight open questions and perspectives in this field of research.

1 Introduction

The interaction of fluid molecules with nanoporous materials through adsorption, beyond applications in industrial processes such as gas storage, fluid separation, and heterogeneous catalysis, gives rise to a wide diversity of phenomena. While the fundamental interactions that give rise to physisorption are well known and simple to understand, it represents a fascinating intersection of the fields of physical chemistry and materials science. The playing field has expanded over the last decade due to the rapid increase in the number of reported nanoporous materials with high structural flexibility,¹ including materials of families such as metal-organic frameworks (MOFs), covalent organic frameworks (COFs), supramolecular organic frameworks (SOFs), etc. In particular, researchers are reporting more and more occurrences of “soft porous crystals” (to follow the terminology of Horike et al.²): such materials can exhibit large-scale transformation of their structure upon stimulation by physical or chemical means, including adsorption of guest molecules.

Among the wide range of flexible behaviors that can be triggered by adsorption, are well established phenomena, such as swelling,³ gate opening,⁴ breathing⁵ and chiral induction.⁶ But one particularly surprising phenomenon that was discovered, upon adsorption in a several nanoporous materials, is negative gas adsorption (NGA). Initially evidenced experimentally for adsorption of methane and *n*-butane in the MOF DUT-49 (DUT = Dresden University of Technology),⁷ NGA consists of a spontaneous desorption of gas upon pressure increase: this shows up as a downward step in the adsorption isotherm, $(\partial n/\partial P)_T < 0$, as seen in (Figure 1a). Macroscopically, NGA is associated with a sudden release of adsorbed gas from the material, visible to the naked eye in the adsorption apparatus. Microscopically, it is linked to a structural transition from the original, “open pore” (op) phase of DUT-49, into a contracted phase with higher density and decreased pore volume, the “closed pore” (cp) phase (Figure 1b) — as evidenced by X-ray diffraction.

In addition to potential applications as mechanical actuators or threshold-sensitive micropneumatic devices,⁸ the discovery of NGA opened a number of fundamental questions.

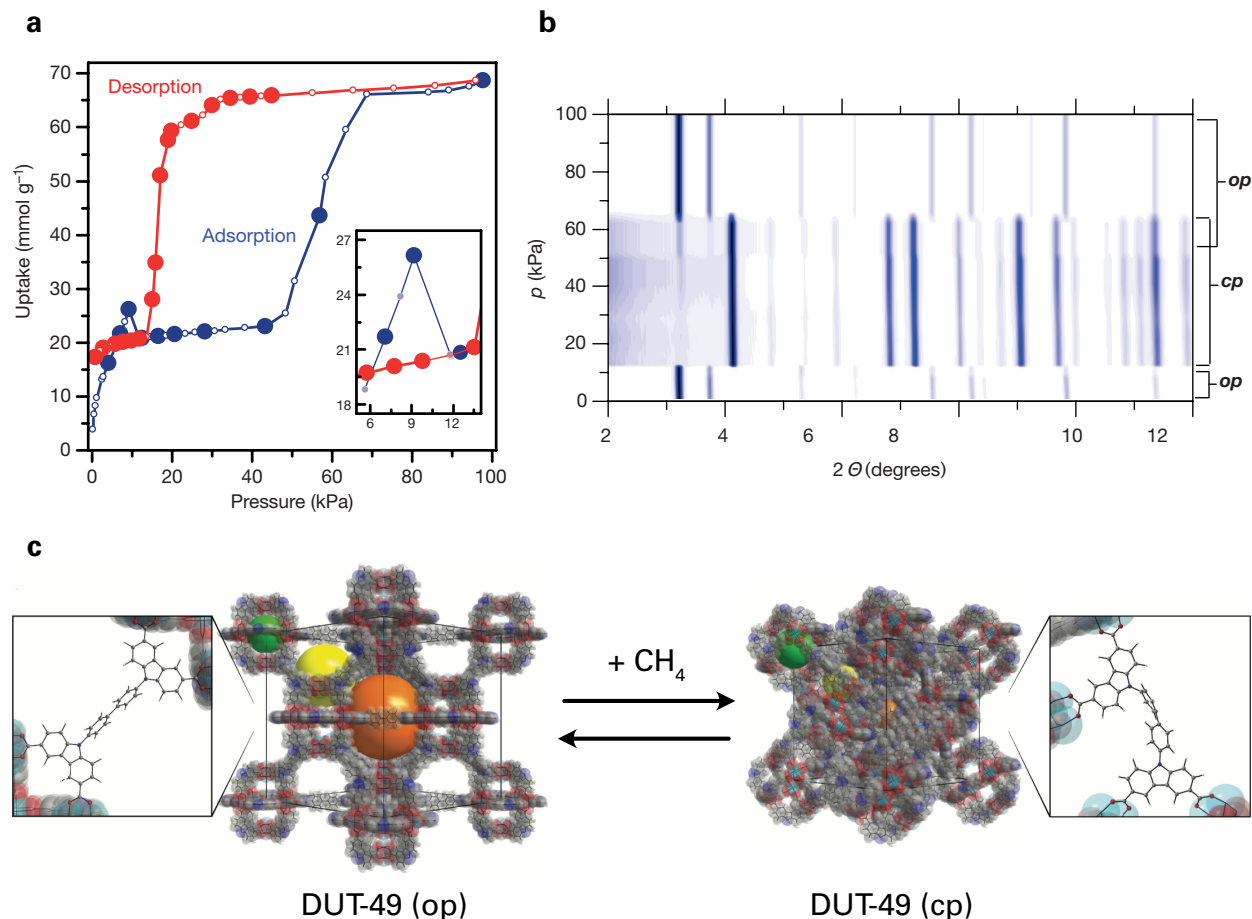


Figure 1: Schematic description of negative gas adsorption (NGA) in DUT-49. Adsorption and desorption isotherms for methane at 111 K (a). In situ powder X-ray diffraction patterns upon adsorption, with peaks characteristic of the op and cp phases labeled (b). View of the crystal structure of the DUT-49 op and cp phases, and the conformation of the organic linker for each structure (c). Adapted from Ref. 7.

In particular, negative adsorption $(\partial n / \partial P)_T < 0$ is thermodynamically impossible at equilibrium, adding NGA materials as a new category of metamaterials,⁹ i.e. materials designed to have physical properties not available (or not easily attainable) in nature. As a result, the discovery of NGA produced many open questions to understand the microscopic features that give rise to this macroscopic phenomenon, to rationalize the criteria for its occurrence, and to identify entirely new materials that could exhibit this unusual behavior.

Occurring out of equilibrium, NGA is a complex phenomenon involving two phases and a structural transition thus investigations have required the use of many complementary

experimental techniques. The characterization methods applied are used to provide both macroscopic information (through adsorption isotherms at various temperatures and with various guests, calorimetry, mechanical tests, etc.) and microscopic insight through *in situ* techniques (such as powder X-ray diffraction, EXAFS, EPR, DRIFT, NMR of the guest molecules and solid-state ^{13}C NMR). Similarly, in order to obtain a full and consistent picture of the NGA phenomenon from computational chemistry, it is necessary to use a combination of different methods, at different scales. In this Account, we provide a short review of the computational approaches that have been used to describe negative gas adsorption, describe the fundamental questions that remain open and highlight some challenges for molecular simulations in this field of study.

2 Results and discussion

Multi-scale computational strategies are becoming increasingly common for investigating the chemistry of materials, but this approach is absolutely crucial to the description of NGA materials and the negative adsorption phenomenon. We highlight here how theoretical chemistry methods at different scales have been combined in order to form a complete and coherent picture of NGA, going from the initial understanding of the phenomenon, to more predictive methods trying to identify novel materials in the same family, and finally to future perspectives in the field.

2.1 First rationalization of the NGA phenomenon

In the initial report of NGA upon methane and *n*-butane adsorption in the DUT-49 material, several computational and theoretical tools were combined to the experimental evidence available.⁷ First, the structure and energetics of the bistable material were quantified using density functional theory (DFT) calculations, without taking into account the guest molecules. These calculations confirmed that both structures, DUT-49(op) and DUT-49(cp),

corresponded to local minima in the potential energy surface of the material, even in the absence of guest, confirming the intrinsic bistability of the framework. They also showed that the “native” open-pore form is energetically more stable, by 2184 kJ mol⁻¹ per unit cell, or 91 kJ mol⁻¹ per linker — putting a number on the energetic price for contracting the material, mostly due to the deformation of the organic linker (Figure 1c).

Secondly, the adsorption capacity of the two phases were predicted through classical grand canonical Monte Carlo (GCMC) simulations. Such simulations employ a static representation of the framework for each phase (“rigid host” approximation) and a classical force field to approximate the host–guest and guest–guest interactions. These classical simulations highlight why the closed-pore phase is stabilized by adsorption: with its narrower pores, it has greater affinity for small molecule adsorbates. In line with the experimental data available from calorimetry, GCMC simulations give a value of the difference in adsorption enthalpy in both phases. It was estimated to 145 kJ mol⁻¹ per linker for methane at 111 K, matching in order of magnitude the energy cost for the op → cp transition. This explains how adsorption can act as a driving force, by stabilizing the contracted phase.

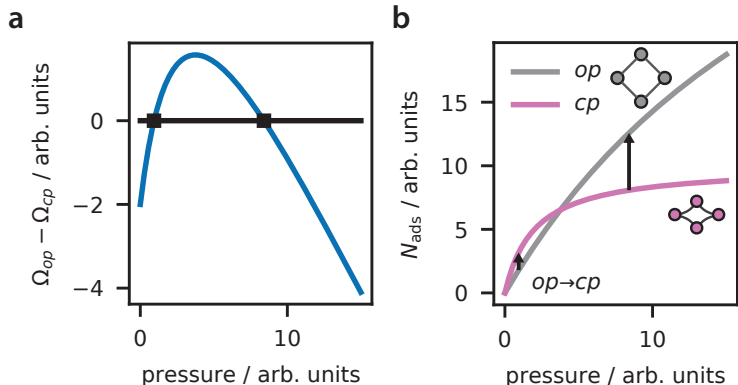


Figure 2: An example of osmotic potential as applied to transitions between two phases (op and cp) of an arbitrary porous material. The osmotic potential difference between the two phases indicates the thermodynamic transitions, corresponding to $\Delta\Omega = 0$, in panel (a). At thermodynamic equilibrium, the corresponding loading values necessarily correspond to positive adsorption steps (called “breathing”), as seen in panel (b). Reproduced from Ref. 10 under the CC-BY-NC-ND 4.0 licence.

However, while several “breathing” bistable materials have been reported in the past,⁵

their structural transitions do not imply negative adsorption. We therefore proposed a thermodynamic model for negative gas adsorption, in order to rationalize the experimental observations, based on the thermodynamic potential of each phase in the osmotic ensemble, which accounts for both flexibility and adsorption.¹¹ This osmotic model for NGA (Figure 2) confirmed that it is impossible to have $(\partial n/\partial P)_T < 0$ at equilibrium, and that the NGA phenomenon is linked to the existence of the guest-loaded open phase as a long-lived metastable state, with wide hysteresis upon adsorption due to the existence of a high free energy barrier between the op and cp states.

2.2 How do linkers buckle? A microscopic view

The computational studies in the original report for NGA in DUT-49 laid the basis for a multi-scale simulation strategy, but also had some important limitations, as later work showed. At the quantum chemical scale, very accurate modelling of the evacuated host material through DFT calculations is computationally expensive, and therefore the amount of information that can be calculated (even in the absence of guest molecules) is limited. All materials exhibiting NGA thus far are isorecticular and extremely structurally complex: the “parent” DUT-49 compound, with 1 728 atoms per cubic unit cell of length 46.6 Å, is large enough to make systematic calculations, beyond relaxed structure and energetic, unfeasible. For example, harmonic vibration modes, second-order elastic tensor, and other linear response properties frequently used in the characterization of soft porous crystals are not readily accessible.¹² This is a strong limitation for the application of DFT-based methodology that is generally considered the most comprehensive available for the computational characterization of crystalline materials.

DFT calculations can be applied, however, to smaller subunits or the building blocks of the NGA materials, such as the organic linkers, to characterize their bending modulus. In Evans et al.,¹³ we proposed to study the deformation of the DUT-49 organic linker, BBCDC = 9,9'-([1,1'-biphenyl]-4,4'-diyl)bis(9*H*-carbazole-3,6-dicarboxylate), which is involved in the

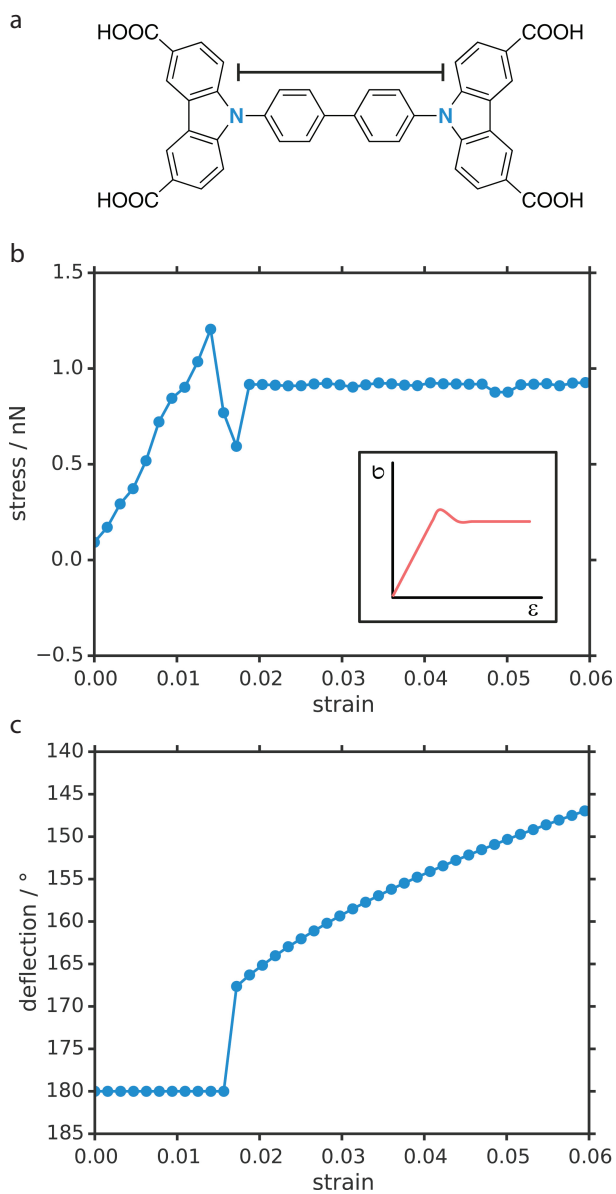


Figure 3: Organic ligand of DUT-49, with the constrained N–N distance highlighted (a). Stress–strain curve for the ligand, measured through constrained DFT calculations; inset: a typical stress–strain curve for a macroscopic material exhibiting buckling (b). Out-of-plane deflection of the ligand as a function of strain, demonstrating the symmetry-breaking buckling transition (c). Reproduced with permission from Ref. 13. Copyright 2016 Elsevier Inc.

NGA transition through a deformation localized on the biphenyl unit (Figure 3A). This was performed through constrained molecular DFT calculations on an isolated linker, with a series of fixed decreasing N–N distances. The stress–strain profile obtained from these calculations (Figure 3B) shows a surprising result: the mechanics of buckling in this nanometer-sized linker is similar to that of macroscopic materials, like steel bars or concrete pillars. In a first regime, for small deformations, the linker is rather stiff and compresses linearly, with the stress increasing steadily. Beyond a critical value of stress, however, the linker shows a sudden deviation from linearity (Figure 3C) and a nonlinear mechanical response, known as “buckling” — presenting a significantly lower stiffness past this transition.

These results provided better insight into the microscopic mechanism of the transition, and explained at the level of the linker the origin of the large metastability for the open-pore phase before the transition is triggered — a key feature of DUT-49, giving rise to negative gas adsorption, instead of the more common “breathing” phenomenon. Beyond this fundamental understanding, it also opened the door to a qualitative characterization of the potential for buckling in any molecule, by measuring the value of critical stress. In later work, this approach was applied to several linkers in materials of the same family, explaining why DUT-48 does not exhibit NGA, with its shorter linker requiring three times more stress to produce the buckling.¹⁴

Beyond rationalization at the microscopic level of the macroscopic behaviour observed in experimentally-known materials, DFT calculations of isolated linkers have further been used in a screening approach, to identify design criteria for the discovery of novel NGA materials, and to engineer materials with targeted micromechanical properties — in a screening-type workflow.^{15,16} In 2019, a computational mechanical study of different expanded (longer) linkers showed that the occurrence of buckling was generic.¹⁵ This led to the discovery of DUT-50 as a new material with NGA transitions, which was confirmed by experimental investigations, including in situ X-ray and neutron diffraction, NMR spectroscopy, and calorimetry.

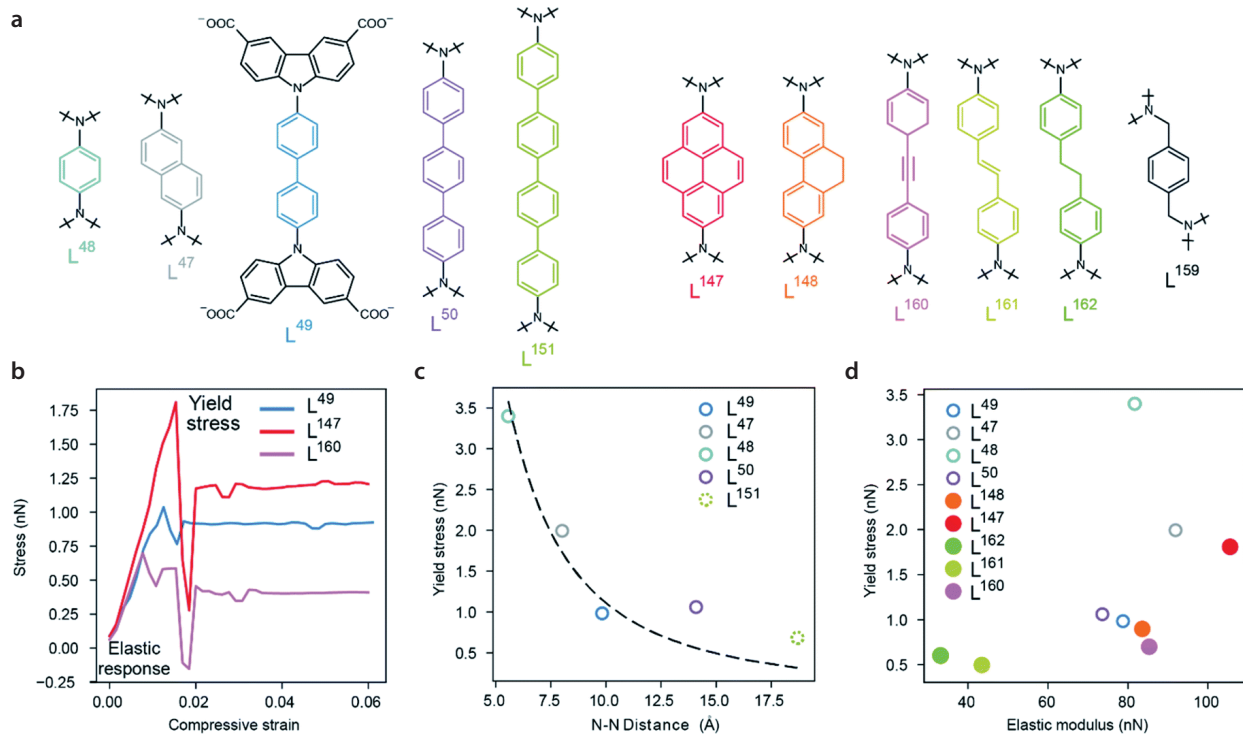


Figure 4: Eleven organic linkers studied through constrained DFT calculations (a). Stress-strain curves for three specific linkers (b), and correlation between the micromechanical properties of the linkers and their geometrical characteristics (c and d). Reproduced from Ref. 16 under the Creative Commons Attribution-NonCommercial 3.0 Unported Licence. Copyright 2020 The Royal Society of Chemistry.

Following on from that study, we expanded the computational screening of possible linkers,¹⁶ reaching a total of 11 possible frameworks (Figure 4) in order to establish structure/property relationships. We could show, in particular, that widening of the linker backbone increases stiffness, while longer building blocks have a decreased critical yield stress for buckling. We also demonstrated that functionalization of the backbone by incorporation of sp^3 hybridized carbon atoms leads to softening of the molecular building blocks, while they could be made stiffer through the addition of sp^2 and sp carbons. Relationships between the characteristics of the linkers and their mechanical properties are displayed in Figure 4, and show how it is possible to engineering the micromechanical behavior of soft porous crystals.

Finally, we note that another possible use of DFT calculations of linkers in flexible materials is their use for the training and validation of classical force fields with high accuracy.¹⁷

This approach has been validated for several other flexible MOF materials,^{18–20} showing that it can lead to a new generation of force fields that capture the fine balance of interactions involved in supramolecular flexibility, and thus can enable more realistic and quantitative classical molecular simulations. Because of its high computational cost and relatively tedious optimization procedure, it has been applied to a limited number of systems. It has, however, proven very useful to expand the accuracy of molecular simulations for some NGA materials so far²¹ and remains an important avenue to explore in future work.

2.3 Thermodynamics of NGA using free energy methods

As mentioned above, known materials exhibiting negative adsorption so far all have very large unit cells (both in cell size and number of atoms), meaning that simulations of the full material at the quantum level is computationally impractical. However, molecular simulation of flexible materials at the classical scale has seen large methodological progress in the past decade. While the first studies on flexible materials focused on obtaining separate adsorption isotherms in various (hypothetical) “rigid phases” of the host material, novel methods have been developed that can account for both the adsorption and flexibility, bypassing the exact but abstract direct osmotic ensemble simulations.²² In particular, multiple groups have demonstrated the power of free energy methods for the study of adsorption-induced structural transitions in soft porous crystals.^{23,24}

Following the initial report of NGA, the phase stability of DUT-49 in response to methane adsorption was investigated using classical molecular simulations, in order to allow access to the complex dynamics of this material — given that this was not possible at the DFT level. To obtain a good compromise between quantum chemical accuracy and classical force field computational cost, that work leveraged the highly-accurate MOF-FF force field,¹⁷ well validated on the copper paddle-wheel unit and its connection to the organic linkers, described with the MM3 model. Constant-pressure molecular dynamics simulations of the DUT-49 framework in the absence of guest molecules confirmed its bistability, and demonstrated that

the reversible $op \rightarrow cp$ transition can be triggered through a modest mechanical pressure of 60 MPa.¹³

Beyond direct MD simulations, we then employed free energy methods, based on thermodynamic integration of the internal pressure of the system as a function of volume $P(V)$, to obtain a free energy profile as a function of unit cell volume, $F(V)$, by a series of constant-volume MD simulations. This approach provides key insight into the coupling between adsorption thermodynamics and materials flexibility, and has been used in other studies of soft porous crystals.²⁵ By calculating $F(V)$ profiles for different values of loading (i.e., different number of adsorbed molecules present), we could demonstrate the relative free energy of the DUT-49 phases drastically change upon guest loading.¹³ This provided this first atomistic insight into the thermodynamics responsible for the phase changes that produce NGA, and simulations of free energy allow quantitative determination of the thermodynamic driving force for the transition. While DUT-49 is intrinsically bistable, with two local free energy minima for the op and cp phases, we see in Figure 5b that the cp phase is stabilized by adsorption, although a high free energy barrier remains — indicative of the metastability of the op state. Finally, as uptake continues to increase, the cp state is no longer compatible with the number of guest molecules and becomes heavily destabilized, leading to a second structural transition back to the op phase. While this work was performed at fixed temperature, the influence of temperature on the thermodynamics of NGA was studied in later work.²⁶

To correctly capture the important interplay between material phase space and gas adsorption simulations within the osmotic ensemble are necessary. In order to address this, Goeminne et al. combined GCMC moves with molecular dynamics trajectories to construct detailed osmotic potential energy surfaces describing the complete thermodynamic landscape of adsorption on DUT-49.¹⁰ From the full knowledge of the osmotic thermodynamic potential $\Omega(V, N_{\text{ads}})$ as a function of the unit cell volume V and number of adsorbed molecules N_{ads} , we can derive the entire behavior of the material upon adsorption (Figure 5c). The metastability

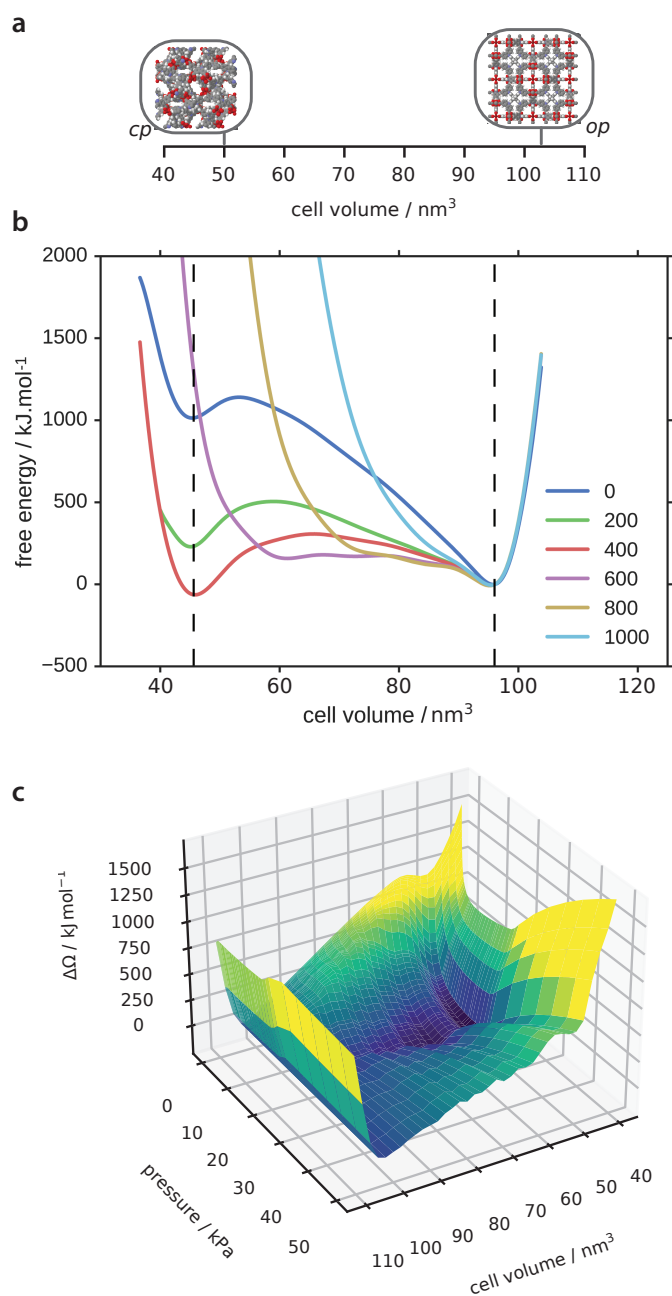


Figure 5: Thermodynamic characterization of adsorption of methane in DUT-49, as a function of pore volume. (a) Volume scale and representation of the cp and op phases. (b) Free energy profiles $F(V)$ for increasing values of methane loading (indicated at number of CH₄ per unit cell). (c) 2D surface of the osmotic thermodynamic potential $\Omega(V, P)$ as a function of volume and methane pressure. Reproduced with permission from Ref. 13 and 10 under the CC-BY-NC-ND 4.0 licence. Copyright 2016 Elsevier Inc. and copyright 2021 American Chemical Society.

of DUT-49 phases can be quantified, both along adsorption and desorption isotherms, using this approach to predict and understand the phase changes observed, in this case NGA. We note that beyond this work, hybrid approaches combining GCMC and molecular dynamics are a key tool to reveal osmotic energy barriers present under gas adsorption that dictate the features of NGA, as further discussed in the work of Zhao et al.²⁷

2.4 A view towards modeling at the mesoscopic scale

If we want to continue increasing the time and length scales addressed in simulations of NGA, we would have to consider modeling at the mesoscopic scale: so far, there is relatively little known about NGA materials at this level of description. We do expect interesting findings, and we know that it is a relevant scale to consider, from experimental characterization studies both with DUT-49 and with other soft porous crystals. It was demonstrated for several other flexible families of MOFs that there is nontrivial behavior beyond the single unit cell crystal: in particular, the crystal size, nature of the external surface, and textural properties interact with flexibility in various ways.^{28,29} This can have a drastic impact on macroscopic properties, e.g. liquid-phase separation of xylene isomers.³⁰ More specifically, experimental results have shown that crystal size and defects have a drastic influence on the extent and characteristics of NGA properties in DUT-49.³¹ Krause et al. investigated the solid–fluid interactions in DUT-49 crystals of different size, through in situ ¹²⁹Xe NMR spectroscopy at 200 K. They showed that the structural transition is hindered for smaller crystal sizes (lower than 2 μm), due to weaker solid–fluid interactions and therefore lower thermodynamic driving force. They also investigated the impact of the presence of defects in the material, but ruled it out as a major contributing factor. Such factors could also explain the occurrence of op/cp phase coexistence near the transition (as can be seen in the *in situ* powder X-ray diffraction in Figure 1b).

In this area, theoretical modeling was limited, until recently, to analytical models, or simple numerical simulations relying on lattice-based³² or finite elements approaches.³³ However,

recent modeling work using advanced computing architectures has shown that crystal size effects of soft porous crystals can be modelled and understood, in particular when it comes to the phase separation or phase coexistence in bistable materials.³⁴ For example, computational efficiency of machine learned potentials can allow for simulations to consider size effects.³⁵

Importantly, Schmid and coworkers were able to demonstrate direct molecular simulation of nano-scaled discrete crystallites of flexible MOFs is achievable for handful of materials.^{36,37} They were able to achieve these simulations by removing periodic boundary conditions and free energy sampling employing distance restraints.³⁷ Moreover, to recreate realistic conditions, without using distance constraints, Schmid et al. have also demonstrated an approach to capture the pressure medium.³⁸ These current simulations do appear to provide a path forward for the simulation of finite-size effects, although the chemical accuracy of the description of the external crystal surface remains an important open question.

3 Perspectives

While the thermodynamics of negative gas adsorption have been pretty thoroughly established, as described in this Account, the extensive studies and literature on soft porous crystals in the last two decades have shown that they demonstrate eye-catching behavior when adsorption is coupled to other physical or chemical stimuli.^{2,39} In particular, it is captivating to consider coupling NGA with mechanical pressure,⁴⁰ anisotropic stress, gas mixture coadsorption or even coupling NGA with photoresponsive organic linkers, to create a light-switchable NGA material.⁴¹ Screening potential materials for these conditions, and establishing the feasibility of specific couplings between stimuli, is an ambitious task (and a difficult test) for the development of future multi-scale modelling strategies.

We have demonstrated here the the importance in bridging methods from different scales for understanding the origin of NGA in DUT-49. Only by combining methods and taking

information at one level to a higher scale could this phenomena be understood. However, the transfer of quantitative information between modeling scales is, at the present time, still relatively limited. Methods at the different scales (DFT, classical MD, Monte Carlo, mesoscopic modeling) combine to form a coherent and complete picture of flexible materials in general, and NGA in particular, but they do not systematically provide direct quantitative input from one scale to another. This is an open perspective, which would lead to tighter integration of the methods. It could be achieved, for example, by training classical force fields based on DFT data,¹⁸ or by using physical parameters from classical simulations (elastic constants, adsorption equilibrium constants, etc.) to mesoscale models as Hamiltonian parameters.

The development of classical potentials, attempting to capture quantum accuracy by approximate functions, is both time consuming and often lacking in accuracy. The accelerating development of machine learned potentials (MLPs) has revolutionized the transfer of DFT accuracy to the scale of classical MD.^{35,42} While we are only at the beginning of their widespread use, there are now several widely available implementations of neural-network based MLPs,⁴³ and such functionality is interfaced with standard molecular simulations codes⁴⁴ and parallelized across multiple GPUs.⁴⁵ Very recently this approach has shown the ability to be applied to adsorption⁴⁶ which paves the way for a workflow to rapidly assess the thermodynamics of NGA in a variety of materials at DFT accuracy.

Another barrier to a wider screening of NGA for materials and fluids is the development of novel simulation methodologies. One such example is the need for hybrid GCMC:MD simulations: these combined Monte Carlo and molecular dynamics protocols, which properly account for the combination of adsorption and structural flexibility, requires wide and extensive sampling approach.²⁴ While several models have been employed to providing near quantitative insight into NGA, their general application remains limited. New efficient and robust methodologies are needed to describe the features of NGA (massive changes in pore volume and number of guests) and apply this to large databases of potential candidates. In addition, the widespread application of hybrid GCMC:MD simulations requires accurate

classical potentials that may be realized by MLPs. Going beyond the specific case of NGA, further development on the methodological side is also needed to describe the adsorption of liquids and charged species into flexible nanoporous materials. The intrusion of complex liquids (water, hydrocarbons, etc.) or electrolytes at high pressure into soft porous crystals remains a widely open question from the computational perspective, one that cannot be investigated by GCMC alone, and where novel methodologies are being developed, such as alchemical transformations⁴⁷ — an area where the biological chemistry community has developed powerful and efficient simulation workflows, such as osmostats⁴⁸ and alchemical free energy calculations,⁴⁹ to realistically describe electrolytes and salt conditions.

Overall, we have summarized the current state of computational modeling strategies at various scales for the description of negative gas adsorption, as well as the investigation of materials that exhibit NGA. We have seen that combining molecular simulations at the DFT level, the classical level, and the mesoscopic scale allows to obtain a complete picture of the NGA behavior, but there remains a number of open questions that will require future work using novel methodologies, or tighter integration of existing methodologies at different scales.

Author Information

The authors declare no competing financial interest.

Biography

Jack D. Evans completed his PhD at the University of Adelaide, Australia, in 2016 and relocated to Europe to join research groups at Chimie ParisTech, France, and then TU Dresden, Germany. There he developed atomistic simulations to investigate exciting materials with counterintuitive physical or chemical properties. The Ramsay Fellowship returned Jack to the University of Adelaide to establish an independent research group that uses these innovative simulation methods to design advanced heterogeneous catalysts. Recently, Jack

received the prestigious Australian Research Council Discovery Early Career Award.

François-Xavier Coudert is a senior researcher at the French National Centre for Scientific Research (CNRS) and a professor at PSL University/École normale supérieure. His group applies computational chemistry methods at various scales to investigate the physical and chemical properties of nanoporous materials, their responses to external stimuli, and the behavior of fluids at fluid/solid interfaces. He obtained his PhD from the Université Paris-Sud (France) in 2007 for work on the properties of water and solvated electrons confined in zeolite nanopores, and worked as a postdoctoral researcher at University College London (UK) on the growth of metal-organic frameworks on surfaces.

Acknowledgement

J.D.E. is the recipient of an Australian Research Council Discovery Early Career Award (project number DE220100163) funded by the Australian Government. F.-X.C. acknowledges funding under the France 2030 framework by Agence Nationale de la Recherche (project ANR-22-PEXD-0009 DIADEM).

References

- (1) Schneemann, A.; Bon, V.; Schwedler, I.; Senkovska, I.; Kaskel, S.; Fischer, R. A. Flexible metal–organic frameworks. *Chem. Soc. Rev.* **2014**, *43*, 6062–6096.
- (2) Horike, S.; Shimomura, S.; Kitagawa, S. Soft porous crystals. *Nature Chem.* **2009**, *1*, 695–704.
- (3) Siwaipram, S.; Bopp, P. A.; Keupp, J.; Pukdeejorhor, L.; Soetens, J.-C.; Bureekaew, S.; Schmid, R. Molecular Insight into the Swelling of a MOF: A Force-Field Investigation of Methanol Uptake in MIL-88B(Fe)–Cl. *J. Phys. Chem. C* **2021**, *125*, 12837–12847.

- (4) Sen, S.; Hosono, N.; Zheng, J.-J.; Kusaka, S.; Matsuda, R.; Sakaki, S.; Kitagawa, S. Cooperative Bond Scission in a Soft Porous Crystal Enables Discriminatory Gate Opening for Ethylene over Ethane. *J. Am. Chem. Soc.* **2017**, *139*, 18313–18321.
- (5) Férey, G.; Serre, C. Large breathing effects in three-dimensional porous hybrid matter: facts, analyses, rules and consequences. *Chem. Soc. Rev.* **2009**, *38*, 1380–1399.
- (6) Zhang, S.-Y.; Li, D.; Guo, D.; Zhang, H.; Shi, W.; Cheng, P.; Wojtas, L.; Zaworotko, M. J. Synthesis of a Chiral Crystal Form of MOF-5, CMOF-5, by Chiral Induction. *J. Am. Chem. Soc.* **2015**, *137*, 15406–15409.
- (7) Krause, S.; Bon, V.; Senkovska, I.; Stoeck, U.; Wallacher, D.; Töbrens, D. M.; Zander, S.; Pillai, R. S.; Maurin, G.; Coudert, F.-X.; Kaskel, S. A pressure-amplifying framework material with negative gas adsorption transitions. *Nature* **2016**, *532*, 348–352.
- (8) Bon, V.; Krause, S.; Senkovska, I.; Grimm, N.; Wallacher, D.; Töbrens, D. M.; Kaskel, S. Massive Pressure Amplification by Stimulated Contraction of Mesoporous Frameworks. *Angew. Chem. Int. Ed.* **2021**, *60*, 11735–11739.
- (9) Coudert, F.-X.; Evans, J. D. Nanoscale metamaterials: Meta-MOFs and framework materials with anomalous behavior. *Coord. Chem. Rev.* **2019**, *388*, 48–62.
- (10) Goeminne, R.; Krause, S.; Kaskel, S.; Verstraelen, T.; Evans, J. D. Charting the Complete Thermodynamic Landscape of Gas Adsorption for a Responsive Metal–Organic Framework. *J. Am. Chem. Soc.* **2021**, *143*, 4143–4147.
- (11) Bousquet, D.; Coudert, F.-X.; Boutin, A. Free energy landscapes for the thermodynamic understanding of adsorption-induced deformations and structural transitions in porous materials. *J. Chem. Phys.* **2012**, *137*, 695.

- (12) Hoffman, A. E. J.; Senkovska, I.; Abylgazina, L.; Bon, V.; Grzimek, V.; Dominic, A. M.; Russina, M.; Kraft, M. A.; Weidinger, I.; Zeier, W. G.; Van Speybroeck, V.; Kaskel, S. The role of phonons in switchable MOFs: a model material perspective. *J. Mater. Chem. A* **2023**, *11*, 15286–15300.
- (13) Evans, J. D.; Bocquet, L.; Coudert, F.-X. Origins of Negative Gas Adsorption. *Chem* **2016**, *1*, 873–886.
- (14) Krause, S.; Evans, J. D.; Bon, V.; Senkovska, I.; Ehrling, S.; Stoeck, U.; Yot, P. G.; Iacomi, P.; Llewellyn, P.; Maurin, G.; Coudert, F.-X.; Kaskel, S. Adsorption Contraction Mechanics: Understanding Breathing Energetics in Isoreticular Metal–Organic Frameworks. *J. Phys. Chem. C* **2018**, *122*, 19171–19179.
- (15) Krause, S. et al. Towards general network architecture design criteria for negative gas adsorption transitions in ultraporous frameworks. *Nature Commun.* **2019**, *10*, 3632.
- (16) Krause, S.; Evans, J. D.; Bon, V.; Senkovska, I.; Ehrling, S.; Iacomi, P.; Töbrens, D. M.; Wallacher, D.; Weiss, M. S.; Zheng, B.; Yot, P. G.; Maurin, G.; Llewellyn, P. L.; Coudert, F.-X.; Kaskel, S. Engineering micromechanics of soft porous crystals for negative gas adsorption. *Chem. Sci.* **2020**, *11*, 9468–9479.
- (17) Bureekaew, S.; Amirjalayer, S.; Tafipolsky, M.; Spickermann, C.; Roy, T. K.; Schmid, R. MOF-FF – A flexible first-principles derived force field for metal-organic frameworks. *Phys. Status Solidi B* **2013**, *250*, 1128–1141.
- (18) Dürholt, J. P.; Fraux, G.; Coudert, F.-X.; Schmid, R. Ab Initio Derived Force Fields for Zeolitic Imidazolate Frameworks: MOF-FF for ZIFs. *J. Chem. Theory Comput.* **2019**, *15*, 2420–2432.
- (19) Heinen, J.; Dubbeldam, D. On flexible force fields for metal–organic frameworks: Recent developments and future prospects. *Wiley Interdiscip. Rev. Comput. Mol. Sci.* **2018**, *8*, 1.

- (20) Vanduyfhuys, L.; Vandenbrande, S.; Verstraelen, T.; Schmid, R.; Waroquier, M.; Van Speybroeck, V. QuickFF: A program for a quick and easy derivation of force fields for metal-organic frameworks from ab initio input. *J. Comput. Chem.* **2015**, *36*, 1015–1027.
- (21) Walenszus, F.; Bon, V.; Evans, J. D.; Krause, S.; Getzschmann, J.; Kaskel, S.; Dvoyashkin, M. On the role of history-dependent adsorbate distribution and metastable states in switchable mesoporous metal-organic frameworks. *Nature Commun.* **2023**, *14*, 3223.
- (22) Manos, G.; Dunne, L. Predicting the Features of Methane Adsorption in Large Pore Metal-Organic Frameworks for Energy Storage. *Nanomaterials* **2018**, *8*, 818.
- (23) Demuyneck, R.; Rogge, S. M. J.; Vanduyfhuys, L.; Wieme, J.; Waroquier, M.; Van Speybroeck, V. Efficient Construction of Free Energy Profiles of Breathing Metal–Organic Frameworks Using Advanced Molecular Dynamics Simulations. *J. Chem. Theory Comput.* **2017**, *13*, 5861–5873.
- (24) Rogge, S. M. J.; Goeminne, R.; Demuyneck, R.; Gutiérrez-Sevillano, J. J.; Vandenbrande, S.; Vanduyfhuys, L.; Waroquier, M.; Verstraelen, T.; Van Speybroeck, V. Modeling Gas Adsorption in Flexible Metal-Organic Frameworks via Hybrid Monte Carlo/Molecular Dynamics Schemes. *Adv. Theory Simul.* **2019**, *2*, 1800177.
- (25) Rogge, S.; Vanduyfhuys, L.; Ghysels, A.; Waroquier, M.; Verstraelen, T.; Maurin, G.; Van Speybroeck, V. A Comparison of Barostats for the Mechanical Characterization of Metal–Organic Frameworks. *J. Chem. Theory Comput.* **2015**, *11*, 5583–5597.
- (26) Krause, S.; Evans, J. D.; Bon, V.; Senkovska, I.; Coudert, F.-X.; Töbrens, D. M.; Wallacher, D.; Grimm, N.; Kaskel, S. The role of temperature and adsorbate on negative gas adsorption transitions of the mesoporous metal–organic framework DUT-49. *Faraday Discuss.* **2021**, *225*, 168–183.

- (27) Zhao, H.; Pelgrin-Morvan, C.; Maurin, G.; Ghoufi, A. Cutting-edge molecular modelling to unveil new microscopic insights into the guest-controlled flexibility of metal-organic frameworks. *Chem. Sci.* **2022**, *13*, 14336–14345.
- (28) Sakata, Y.; Furukawa, S.; Kondo, M.; Hirai, K.; Horike, N.; Takashima, Y.; Uehara, H.; Louvain, N.; Meilikhov, M.; Tsuruoka, T.; Isoda, S.; Kosaka, W.; Sakata, O.; Kitagawa, S. Shape-Memory Nanopores Induced in Coordination Frameworks by Crystal Downsizing. *Science* **2013**, *339*, 193–196.
- (29) Tiba, A. A.; Tivanski, A. V.; MacGillivray, L. R. Size-Dependent Mechanical Properties of a Metal–Organic Framework: Increase in Flexibility of ZIF-8 by Crystal Downsizing. *Nano Lett.* **2019**, *19*, 6140–6143.
- (30) Yang, X.; Zhou, H.-L.; He, C.-T.; Mo, Z.-W.; Ye, J.-W.; Chen, X.-M.; Zhang, J.-P. Flexibility of Metal-Organic Framework Tunable by Crystal Size at the Micrometer to Submillimeter Scale for Efficient Xylene Isomer Separation. *Research* **2019**, *2019*, 6921.
- (31) Krause, S.; Reuter, F. S.; Ehrling, S.; Bon, V.; Senkovska, I.; Kaskel, S.; Brunner, E. Impact of Defects and Crystal Size on Negative Gas Adsorption in DUT-49 Analyzed by *In Situ* ^{129}Xe NMR Spectroscopy. *Chem. Mater.* **2020**, *32*, 4641–4650.
- (32) Triguero, C.; Coudert, F.-X.; Boutin, A.; Fuchs, A. H.; Neimark, A. V. Understanding adsorption-induced structural transitions in metal-organic frameworks: From the unit cell to the crystal. *J. Chem. Phys.* **2012**, *137*, 1213.
- (33) Evans, J. D.; Coudert, F.-X. Macroscopic Simulation of Deformation in Soft Microporous Composites. *J. Phys. Chem. Lett.* **2017**, *8*, 1578–1584.
- (34) Rogge, S. M. J.; Waroquier, M.; Van Speybroeck, V. Unraveling the thermodynamic criteria for size-dependent spontaneous phase separation in soft porous crystals. *Nature Commun.* **2019**, *10*, 401.

- (35) Vandenhaute, S.; Cools-Ceuppens, M.; DeKeyser, S.; Verstraelen, T.; Van Speybroeck, V. Machine learning potentials for metal-organic frameworks using an incremental learning approach. *npj Comput. Mater.* **2023**, *9*, 19.
- (36) Keupp, J.; Schmid, R. Molecular Dynamics Simulations of the “Breathing” Phase Transformation of MOF Nanocrystallites. *Adv. Theory Simul.* **2019**, *2*, 1900117.
- (37) Schaper, L.; Schmid, R. Simulating the structural phase transitions of metal-organic frameworks with control over the volume of nanocrystallites. *Commun. Chem.* **2023**, *6*, 233.
- (38) Schaper, L.; Keupp, J.; Schmid, R. Molecular Dynamics Simulations of the Breathing Phase Transition of MOF Nanocrystallites II: Explicitly Modeling the Pressure Medium. *Front. Chem.* **2021**, *9*.
- (39) Evans, J. D.; Krause, S.; Kaskel, S.; Sweatman, M. B.; Sarkisov, L. Exploring the thermodynamic criteria for responsive adsorption processes. *Chem. Sci.* **2019**, *10*, 5011–5017.
- (40) Vanduyfhuys, L.; Van Speybroeck, V. Unraveling the thermodynamic conditions for negative gas adsorption in soft porous crystals. *Commun. Phys.* **2019**, *2*, 5444.
- (41) Krause, S.; Evans, J. D.; Bon, V.; Crespi, S.; Danowski, W.; Browne, W. R.; Ehrling, S.; Walenszus, F.; Wallacher, D.; Grimm, N.; Többens, D. M.; Weiss, M. S.; Kaskel, S.; Feringa, B. L. Cooperative light-induced breathing of soft porous crystals via azobenzene buckling. *Nature Commun.* **2022**, *13*, 1103.
- (42) Deringer, V. L.; Caro, M. A.; Csányi, G. Machine Learning Interatomic Potentials as Emerging Tools for Materials Science. *Adv. Mater.* **2019**, *31*, 1902765.
- (43) Käser, S.; Vazquez-Salazar, L. I.; Meuwly, M.; Töpfer, K. Neural network potentials for chemistry: concepts, applications and prospects. *Digital Discovery* **2023**, *2*, 28–58.

- (44) Singraber, A.; Behler, J.; Dellago, C. Library-Based LAMMPS Implementation of High-Dimensional Neural Network Potentials. *J. Chem. Theory Comput.* **2019**, *15*, 1827–1840.
- (45) Musaelian, A.; Batzner, S.; Johansson, A.; Sun, L.; Owen, C. J.; Kornbluth, M.; Kozinsky, B. Learning local equivariant representations for large-scale atomistic dynamics. *Nature Commun.* **2023**, *14*.
- (46) Goeminne, R.; Vanduyfhuys, L.; Van Speybroeck, V.; Verstraelen, T. DFT-Quality Adsorption Simulations in Metal-Organic Frameworks Enabled by Machine Learning Potentials. *J. Chem. Theory Comput.* **2023**, *19*, 6313–6325.
- (47) de Izarra, A.; Coudert, F.-X.; Fuchs, A. H.; Boutin, A. Alchemical Osmostat for Monte Carlo Simulation: Sampling Aqueous Electrolyte Solution in Open Systems. *J. Phys. Chem. B* **2023**, *127*, 766–776.
- (48) Ross, G. A.; Rustenburg, A. S.; Grinaway, P. B.; Fass, J.; Chodera, J. D. Biomolecular Simulations under Realistic Macroscopic Salt Conditions. *J. Phys. Chem. B* **2018**, *122*, 5466–5486.
- (49) Shirts, M. R.; Mobley, D. L.; Chodera, J. D. *Annual Reports in Computational Chemistry*; Elsevier, 2007; pp 41–59.

TOC Graphic

