



HAL
open science

Enhancing Substrate–Metal Catalyst Affinity via Hydrogen Bonding: Pd(II)-Catalyzed β -C(sp³)-H Bromination of Free Carboxylic Acids

Liang Hu, Guangrong Meng, Xiangyang Chen, Joseph S Yoon, Jing-Ran Shan, Nikita Chekshin, Daniel A Strassfeld, Tao Sheng, Zhe Zhuang, Rodolphe Jazzar, et al.

► To cite this version:

Liang Hu, Guangrong Meng, Xiangyang Chen, Joseph S Yoon, Jing-Ran Shan, et al.. Enhancing Substrate–Metal Catalyst Affinity via Hydrogen Bonding: Pd(II)-Catalyzed β -C(sp³)-H Bromination of Free Carboxylic Acids. *Journal of the American Chemical Society*, 2023, 145 (30), pp.16297-16304. <10.1021/jacs.3c04223>. <hal-04555374>

HAL Id: hal-04555374

<https://hal.science/hal-04555374v1>

Submitted on 22 Apr 2024

HAL is a multi-disciplinary open access archive for the deposit and dissemination of scientific research documents, whether they are published or not. The documents may come from teaching and research institutions in France or abroad, or from public or private research centers.

L'archive ouverte pluridisciplinaire HAL, est destinée au dépôt et à la diffusion de documents scientifiques de niveau recherche, publiés ou non, émanant des établissements d'enseignement et de recherche français ou étrangers, des laboratoires publics ou privés.



HAL Authorization

Enhancing Substrate-Metal Catalyst Affinity via Hydrogen Bonding: Pd(II)-Catalyzed β -C(sp³)-H Bromination of Free Carboxylic Acids

Liang Hu,^{‡#} Guangrong Meng,^{‡#} Xiangyang Chen,[&] Joseph S Yoon,[^] Jing-Ran Shan,[&] Nikita Chekshin,[#] Daniel A. Strassfeld,[#] Tao Sheng,[#] Zhe Zhuang,[#] Rodolphe Jazzar,^{*^} Guy Bertrand,^{*^} K. N. Houk,^{*&} Jin-Quan Yu^{*#}

[#]Department of Chemistry, The Scripps Research Institute, 10550 N. Torrey Pines Road, La Jolla, California 92037, United States

[^]UCSD-CNRS Joint Research Laboratory (IRL 3555), Department of Chemistry and Biochemistry, University of California, San Diego, La Jolla, California 92093, United States

[&]Department of Chemistry and Biochemistry, University of California Los Angeles, Los Angeles, California 90095, United States

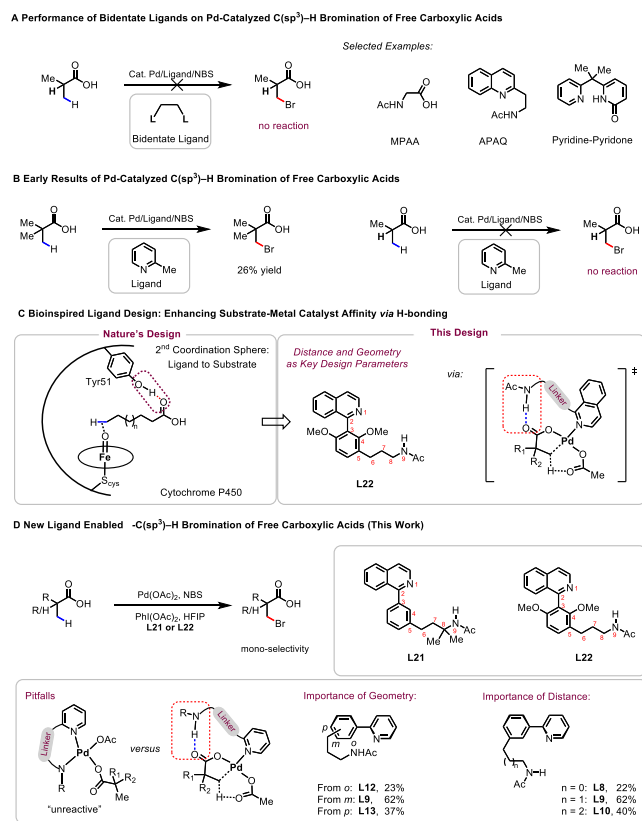
ABSTRACT: Achieving sufficient substrate-metal catalyst affinity is a fundamental challenge for developing synthetically useful C–H activation reactions of weakly coordinating native substrates. While hydrogen bonding has been harnessed to bias site selectivity in existing C(sp²)-H activation reactions, the potential for designing catalysts with hydrogen bond donors (HBDs) to enhance catalyst-substrate affinity, and thereby facilitate otherwise unreactive C(sp³)-H activation, remains to be demonstrated. Herein, we report the discovery of a ligand scaffold containing a remote amide motif that can form a favorable *meta*-macrocyclic hydrogen bonding interaction with the aliphatic acid substrate. The utility of this ligand scaffold is demonstrated through the development of an unprecedented C(sp³)-H bromination of α -tertiary and α -quaternary free carboxylic acids, which proceeds in exceedingly high *mono*-selectivity. The geometric relationship of the NHAc hydrogen bond donor and the coordinating quinoline ligand is crucial for forming the *meta*-macrocyclophane-like hydrogen bonding interaction, providing a guideline for the future design of catalysts employing secondary interactions.

Despite significant developments in transition-metal catalyzed C(sp³)-H functionalization over past decade, performing directed C–H metalation with native functional groups rather than exogenous directing groups (DGs) remains challenging.¹ In this context, the activation of alkyl C–H bonds directed by carboxylic acids based on cation-enabled weak coordination has been the main platform to demonstrate the feasibility of this approach. While innovation in ligand designing has enabled a wide range of free-acid-directed C(sp²)-C and C(sp³)-X bond formations (X = N, O),² bromination of C(sp³)-H still requires the installation of external directing groups.³ Considering the broad utility of alkyl bromides as versatile intermediates in synthetic organic chemistry,⁴ the invention of new methods for *mono*-selective β -C–H bromination of readily available carboxylic acids lags behind the wide range of enzymatic C–H halogenation reactions.⁵

The unique proficiency of bidentate ligands containing internal proton acceptors such as acetamides and pyridones for facilitating a wide range of C–H bond activation reactions of free acid has been demonstrated in numerous previous reports from our lab and others.⁶ However, despite repeated attempts, we have found that bidentate ligands fail to promote the C–H bromination of free carboxylic acids (**Scheme 1A**, *vide infra*). Conversely, we have previously observed that monodentate pyridine-type ligands enable the C(sp³)-H bromination of α -quaternary free carboxylic acid in modest yield.^{3d} Unfortunately, no reactivity was observed with more challenging α -tertiary acids, and efforts to optimize this reactivity through routine screening have proven futile (**Scheme 1B**, *vide infra*). Intriguingly, the latter class of ligands has proven effective when the analogous transformation is directed by a more strongly coordinating electron deficient amide instead of a free carboxylic acid,^{3d} suggesting that the poor reactivity observed with free acids may be the result of insufficient affinity of the catalyst for carboxyl group in the presence of the interfering brominating reagent. In light of these results, we hypothesized that the desired transformation

could be enabled through the design of a new type of monodentate pyridine ligands with an additional function: enhancing the interaction between carboxylic acid substrates and the Pd(II) catalyst.

Scheme 1. Pd(II)-Catalyzed C(sp³)-H Bromination of Free Aliphatic Acids



It is well established that enzymes and metalloproteins can facilitate catalysis through remote hydrogen bonding with their substrates.⁷ For example, in the active site of cytochrome P450-BM3, a fatty acid hydroxylase, hydrogen bond donors interact with the carboxylate group of the acid substrate, thereby directing site-selective C–H bond oxidation (**Scheme 1C**).⁷ Although hydrogen bonding directed catalysis⁸ has been successfully harnessed to bias site selectivity in C(sp²)–H activation,⁹ development of ligands involving hydrogen bonding interaction to promote C(sp³)–H activation of free acid by increasing the binding affinity of the carboxyl group for the metal center remains to be

demonstrated. We were particularly interested in the possibility of using our established *meta*-macrocyclophane geometry¹⁰ to assemble the hydrogen bonding interaction, helping to promote the desired interaction through control over distance and geometry while suppressing undesired chelation of the hydrogen bonding donor motif to the metal center. Herein, we report the development of a β -C(sp³)–H bromination and chlorination of free carboxylic acids enabled by a novel quinoline ligand bearing a pendant NHAc group that forms a hydrogen bonding interaction with the carboxylate in a *meta*-macrocyclophane structure (**Scheme 1D**).

Table 1. Investigation of Ligands for the β -C(sp³)–H Bromination of Free Aliphatic Acids

no ligand						
N.R.	L1, R = Ph, 11% yield L1', R = Me, 26% yield	L2 14% yield	L3 10% yield	L4 12% yield	L5 17% yield	L6 8% yield
L7 17% yield	L8 22% yield	L9 62% yield	L10 40% yield	L11 45% yield	L12 23% yield	L13 37% yield
L14 8% yield	L15 62% yield	L16 48% yield	L17 61% yield	L18, R = H, 53% yield L18', R = Me, 21% yield	L19 68% yield	L20 42% yield
L21 74% yield	L22 76% yield	L23 63% yield	L24 20% yield	L25 < 5% yield	L26 10% yield	

Conditions: **1a** (0.1 mmol), **2a** (0.2 mmol), Pd(OAc)₂ (10 mol%), **ligand** (15 mol%), PhI(OAc)₂ (0.1 mmol), AcOH (0.1 mmol), HFIP (1.0 mL), 100 °C, air, 24 h. ¹H NMR yields, using CH₂Br₂ as an internal standard.

Bearing in mind our earlier effort to achieve β -bromination of pivalic acid using a quinoline ligand only gave 40% yield,^{3d} we began to test various ligands using pivalic acid **1a** as the model substrate (**Table 1**). While no product was observed in the absence of ligand, monodentate pyridine-type ligand **L1'** provided 26% yield of the desired product, which is consistent with our previous report.^{3d} Further screening with this ligand (**L1'**) did not improve the yield (see the Supporting Information for details). Most importantly, **L1'** failed to show any reactivity with α -hydrogen containing acids, highlighting the need for novel ligands. As anticipated, bidentate ligands such as *mono*-acetyl protected aminoalkyl pyridine (MPAPy) ligands (**L2-L3**)

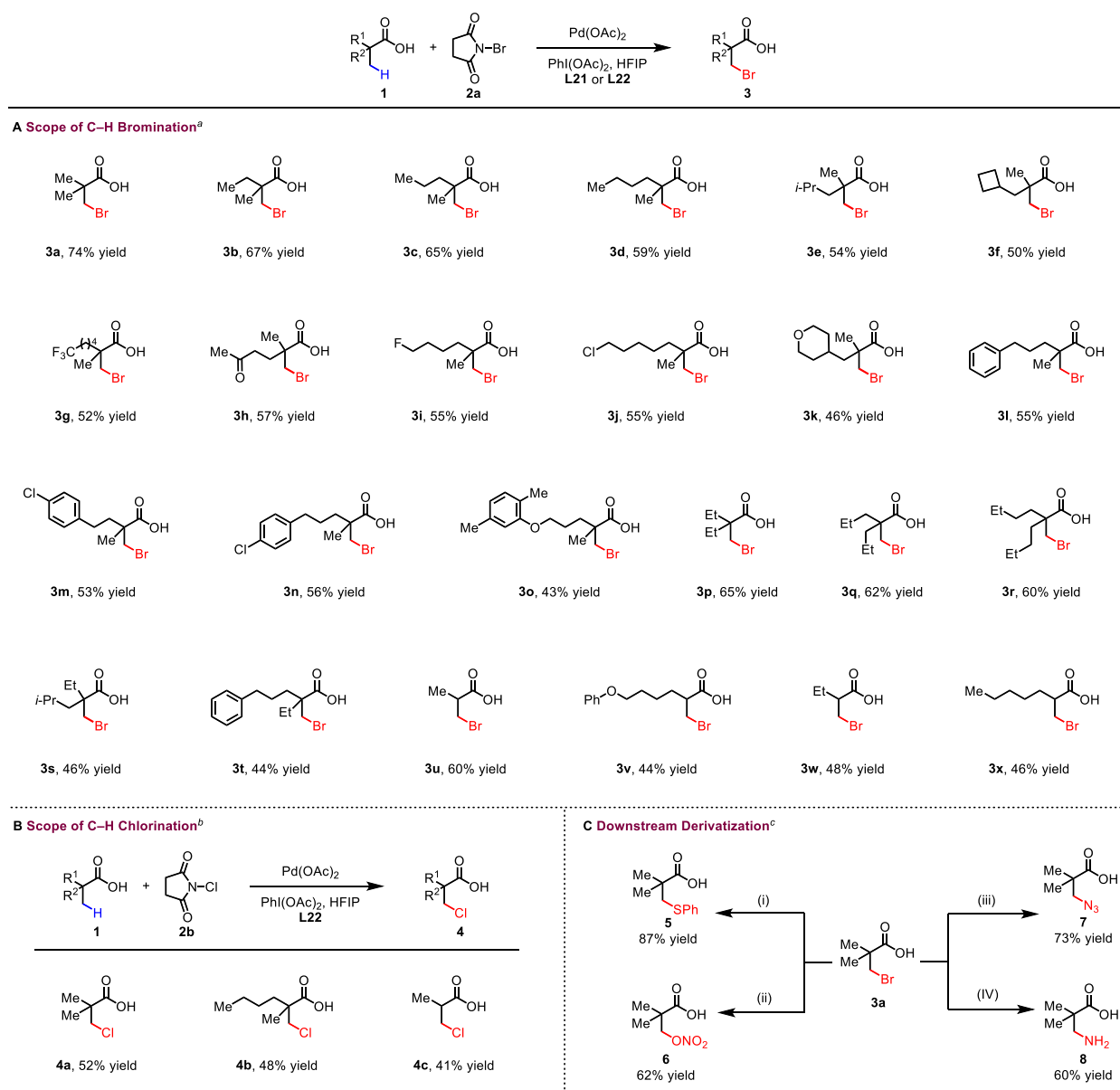
also gave poor yields. We next tried to extend the linker between the pyridine and the NHAc group (**L4-L6**) in the hope of disfavoring bidentate coordination and enabling a macrocyclic hydrogen bonding interactions to enhance the binding affinity of the substrate. Unfortunately, we didn't observe any improvement, which is most likely the result of the highly flexible linker either allowing for undesired chelation by the NHAc moiety or entropically disfavoring the desired H-bonding interaction. Based on our previous understanding of the favorable assembly of *meta*-macrocyclophane transition states in remote C–H activation,¹⁰ we incorporated one phenyl ring bearing the NHAc moiety at the *meta*-position into ligand scaffold and adjusted the

ring size (**L7-L11**) to prevent the potential bidentate coordination. We found **L9** significantly increased the yield to 62%. The poor performance of **L8** (8-membered ring size) or **L10** (10-membered ring size) suggests that the precise ring size of the macrocyclophane hydrogen bonding interaction is crucial for enabling catalysis. The poor yields observed with *ortho*- and *para*-substituted ligands **L12** and **L13** further confirmed the favorable assembly of *meta*-cyclophane structures.

Seeking to optimize ligand **L9**, we observed that further modification of the ligand backbone (**L11-L18**) did not significantly improve the reactivity. Switching from pyridine to isoquinoline (**L19**) resulted in a small increase in yield up to 68%. The comparatively poor performance of one-carbon homologated **L20** further highlighted the importance of the ring size of the macrocyclic H-bonding interactions in this system. To promote angle-compression through the Thorpe–Ingold effect, we introduced a gem-dimethyl in **L21** which gratifyingly led to a

modest improvement in yield. A similar result was also observed with **L22**, which might result from the constrained environment provided by the 2,6-dimethoxy-1,1'-biphenyl moiety. Importantly, the possibility that the active species is a palladacycle formed through isoquinoline-directed intramolecular C–H activation of the ligand was excluded by the high activity observed with *bis-ortho*-substituted **L22**. In support of the crucial role of the proposed hydrogen bond donor, the methylated analogue of **L18** (**L18'**) and phthalimide protected analogue of **L19** (**L24**), both incapable of the proposed hydrogen bonding interaction, gave poor yields similar to the simple mono-dentate pyridine ligand **L1**. Consistent with our hypothesis, **L23** containing a free alcohol as an alternate HBD—remained highly effective, afforded the brominated product in 63% yield. Similarly, the importance of pyridine or isoquinoline motif was highlighted by the failure of thiol-based ligand **L25** and aniline-based ligand **L26** to promote the reaction.

Table 2. β -C(sp³)-H Halogenation of Free Aliphatic Acids



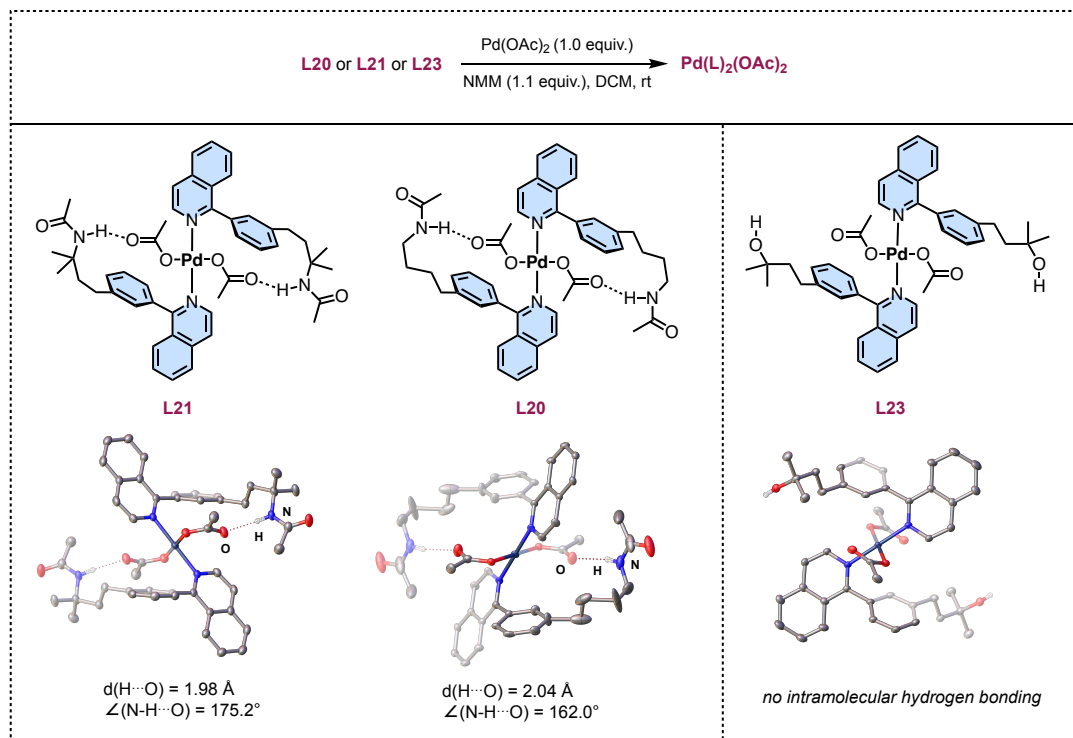
^aConditions: **1** (0.1 mmol), **2a** (2.0 equiv), Pd(OAc)₂ (10 mol%), **ligand** (15 mol%), PhI(OAc)₂ (0.1 mmol), AcOH (0.1 mmol), HFIP (1.0 mL), 100 °C, air, 24 h.
^bConditions: **1** (0.1 mmol), **2b** (2.0 equiv), Pd(OAc)₂ (10 mol%), **ligand** (15 mol%), PhI(OAc)₂ (0.1 mmol), AcOH (0.1 mmol), HFIP (1.0 mL), 100 °C, air, 24 h.
^cConditions for derivatization: (i) PhSH (2.0 equiv), NaOH (2.0 equiv), EtOH, 40 °C, 12 h; (ii) AgNO₃ (2.0 equiv), EtOAc, 80 °C, 24 h; (iii) NaN₃ (4.0 equiv), MeOH, 40 °C, 24 h; (iv) NH₃H₂O (1.0 ml), 80 °C, 12 h.

Having identified highly reactive ligands and reaction conditions, we next sought to examine the scope of bromination reaction (**Table 2A**). α -Gem-dimethyl carboxylic acids with a range of aliphatic chain all proved compatible, affording the β -brominated products in high yields (**3a-3f**). A variety of functional groups, such as fluoro, chloro, trifluoromethyl and ketone were tolerated (**3g-3j**). These functionalities are useful synthetic handles for subsequent derivatization, demonstrating the practicality of this methodology. Notably, in contrast to other β -C(sp³)-H functionalization reactions,^{2a} this protocol displayed exclusive selectivity for mono-functionalization despite the presence of two α -methyl groups. Aliphatic carboxylic acids bearing cyclic rings with four and six-membered rings were tolerated (**3f, 3k**). Phenyl groups were also compatible with these reaction condition (**3l-3n**) and remained intact despite the potential for reactivity of the aryl or benzylic C-H bonds. Even electron-rich phenolic ethers (**3o** and **3v**) were compatible despite the usage of NBS and PIDA oxidants. Gemfibrozil, an oral drug, which is used to decrease lipid levels, could be converted to the corresponding β -brominated product in useful yield (**3o**). In addition, quaternary substrates containing a single α -methyl

group consistently afforded good yields (**3p-3t**). Likewise, α -tertiary aliphatic carboxylic acids afforded the desired mono-bromination products in moderate to good yield (**3u-3x**). These substrates are typically challenging due to the lack of a favorable Thorpe-Ingold effect as well as the potential for side reactions due to the acidic α -C-H bond. In addition, we examined the ability of our novel ligand to promote the Pd(II)-catalyzed β -C(sp³)-H chlorination of free carboxylic acids owing to the bioactivity of alkyl halides in drug discovery (**Table 2B**).¹¹ To our delight, both the quaternary carboxylic acids and α -tertiary acid substrates were chlorinated under this reaction conditions, affording the desired products in 41%-52% yields (**4a-4c**).

The synthetic utility of this C(sp³)-H bromination was demonstrated by converting **3a** to a wide range of β -substituted aliphatic acids via nucleophilic substitutions (**Table 2C**). A diverse array of chemical bonds including C-S, C-O, and C-N bonds were easily forged, providing straightforward access to compounds which might be challenging to access from the free acid using other methods. Notably, this methodology could be applied to the synthesis of valuable β -amino acid (**8**).

Scheme 2. Preparation and Solid-State Structure of Pd-L21 to Pd-L23 Complexes



Conditions: Pd(OAc)₂ (0.11 mmol), **ligand** (0.12 mmol) and N-methylmorpholine (0.12 mmol), DCM (5.0 mL), RT, overnight.

To probe our mechanistic hypothesis experimentally, we first looked at the complexation of **L21**, one of our optimal ligands, with Pd(OAc)₂ (**Scheme 2**). X-ray crystallographic analysis confirmed that this ligand binds to palladium in a monodentate fashion via the quinoline nitrogen and that it engages in a macrocyclic intramolecular hydrogen bonding interaction between the amide and a palladium-bound carboxylate in the solid state.

To highlight the remarkable specificity of this ligand framework, we also examined **L23**, a slightly less reactive ligand bearing an alcohol HBD. In the complex formed from **L23**, we did not observe an intramolecular macrocyclic hydrogen bonding interaction, but the alcohol instead participated in an intermolecular hydrogen bonding interaction with a carboxylate bound to a second equivalent of palladium demonstrating the

electronic viability of the proposed interaction. To gain additional insight into the optimal distance and geometry for the positioning of the NHAc group, we also considered **L20**, which has a longer carbon chain and lacks the gem-dimethyl group present in **L21**. In this case, the same macrocyclic hydrogen bonding interaction was observed as with **L21**, but structural parameters (H–O distance and N–H–O angle) suggested the interaction was weakened, an observation consistent with the

reduced yield observed with **L20** (Table 1). To the best of our knowledge there is no report of similar intramolecular macrocyclic distal hydrogen bonding motifs in transition-metal complexes as demonstrated by a careful search of the Cambridge Crystallographic Data Centre (CCDC). Altogether these data support our hypothesis that a hydrogen bonding interaction between the ligand and the carboxylate directing group can be leveraged to enable increased reactivity.

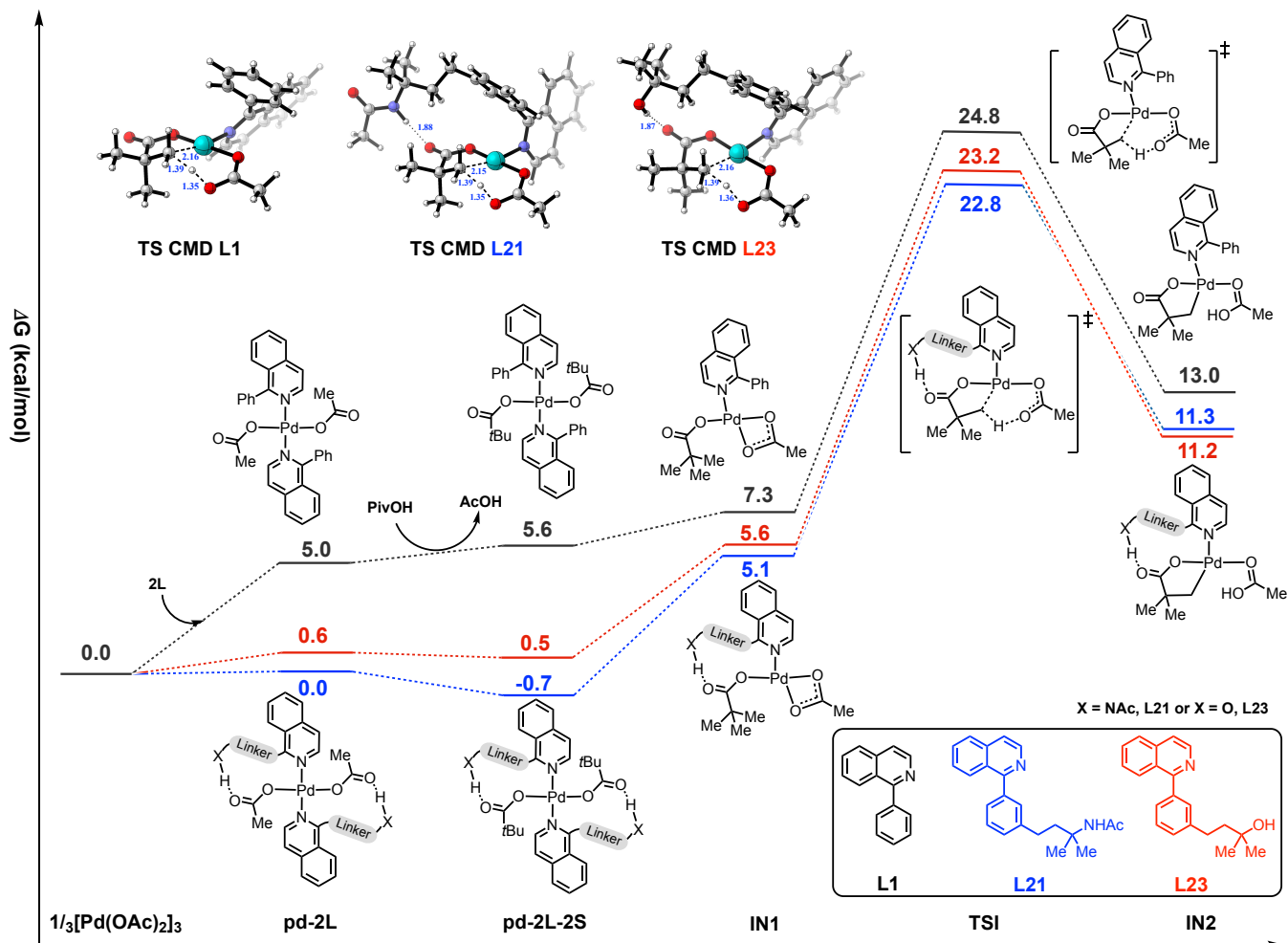


Figure 1. Free energy profiles and optimized TS structures (distances are in Å) with newly designed ligands. Methods: PBE0-D3(BJ)/def2-TZVPP, SMD(Eps=16.7, EpsInf=1.625625) // PBE0-D3(BJ)/SVP, with correction to a solution-phase (0.01mol/L, concentration based on Pd concentration) and with Grimme correction for entropy at 100°C. All energies are in kcal/mol.

In order to further investigate the impact of the proposed hydrogen bonding interaction, we performed density functional theory (DFT) calculations on the C–H activation step and the preceding intermediates at the PBE0-D3(BJ)/def2-TZVPP, SMD(Eps=16.7, EpsInf=1.625625) // PBE0-D3(BJ)/SVP level of theory (C–H activation was determined to be rate determining based on the observation of a primary H/D KIE, see the Supporting Information for details). We first examined a simplified model systems using pyridine ligand **L1** both with and without exogenous hydrogen bond donors (see the Supporting Information for details). As shown in the model system, the hydrogen bonding occurs preferentially at the uncoordinated oxygen of the carboxylate, which also possesses a more negative Hirshfeld charge (Figure S1–S4). However, while exogenous hydrogen bond donors enthalpically stabilized the C–H

cleavage transition state, they were found to be net destabilizing due to the high entropic cost of assembling the higher order complexes (Figure S5, Table S1). We next examined free energy profiles and the optimized structures of the CMD TSs with **L1** and newly designed ligands **L21** and **L23** (Figure 1). As shown in Figure 1, the novel ligands participate in macrocyclic hydrogen bonding interactions with the carboxylate. They stabilize catalyst-substrate complexation in all bound intermediates as well as in the rate-determining C–H activation transition state. Consequently, the free energy barriers for the rate-determining C–H cleavage step are 1.3 kcal/mol (with **L21**) and 1.6 kcal/mol (with **L23**) lower than that with **L1**. These results are consistent with the higher yields obtained in reactions catalyzed by **L21** and **L23** and support a key role for the proposed H–

bonding interaction in increasing catalyst-substrate binding affinity and enabling C–H activation.

In summary, we have discovered a new class of pyridine-based ligands containing a hydrogen bond donor that interacts with carboxyl directing group in substrates, thereby enabling the Pd(II)-catalyzed β -C(sp³)–H bromination and chlorination of free carboxylic acids. The broad substrate scope as well as the ease of valuable downstream transformations of the halogenated products demonstrates the synthetic potentiality of this strategy. Importantly, our bioinspired ligand design employing a secondary coordination sphere hydrogen bonding interaction was the key to the success of this C(sp³)–H halogenation. Based on DFT calculations, the free energy of the reaction pathway using **L21** or **L23**—ligands possessing pendant hydrogen bond donors—is lower than that for **L1**, a ligand incapable of hydrogen bonding. X-ray crystallographic analysis of palladium-ligand complexes provide additional support for the proposed interaction through *meta*-macrocyclephane hydrogen bonding interaction. We expect that this new ligand design concept will be broadly applicable within the field of C–H activation and guide future ligand development efforts.

ASSOCIATED CONTENT

Supporting Information

The Supporting Information is available free of charge on the ACS Publications website. Experimental details, full characterization of new compounds including ¹H and ¹³C NMR spectra, HRMS data (PDF)

AUTHOR INFORMATION

Corresponding Author

***Jin-Quan Yu** – Department of Chemistry, The Scripps Research Institute, La Jolla, California 92037, United States.

orcid.org/0000-0003-3560-5774; Email: yu200@scripps.edu.

***K. N. Houk** – Department of Chemistry and Biochemistry, University of California Los Angeles, Los Angeles, California 90095, United States.

orcid.org/0000-0002-8387-5261; Email: houk@chem.ucla.edu.

***Guy Bertrand** – UCSD-CNRS Joint Research Laboratory (IRL 3555), Department of Chemistry and Biochemistry, University of California, San Diego, La Jolla, California 92093, United States.

orcid.org/0000-0003-2623-2363; Email: gbertrand@ucsd.edu.

***Rodolphe Jazzar** – UCSD-CNRS Joint Research Laboratory (IRL 3555), Department of Chemistry and Biochemistry, University of California, San Diego, La Jolla, California 92093, United States.

orcid.org/0000-0002-4156-7826; Email: rjazzar@ucsd.edu.

Author

Liang Hu – Department of Chemistry, The Scripps Research Institute, La Jolla, California 92037, United States.

orcid.org/0000-0002-2960-9560.

Guangrong Meng – Department of Chemistry, The Scripps Research Institute, La Jolla, California 92037, United States.

orcid.org/0000-0002-3023-0654.

Xiangyang Chen – Department of Chemistry and Biochemistry, University of California Los Angeles, Los Angeles, California 90095, United States.

orcid.org/0000-0002-6981-7022.

Joseph S Yoon – UCSD-CNRS Joint Research Laboratory (IRL 3555), Department of Chemistry and Biochemistry, University of California, San Diego, La Jolla, California 92093, United States.

Jing-Ran Shan – Department of Chemistry and Biochemistry, University of California Los Angeles, Los Angeles, California 90095, United States.

Nikita Chekshin – Department of Chemistry, The Scripps Research Institute, La Jolla, California 92037, United States.
orcid.org/0000-0002-9687-3310.

Daniel A. Strassfeld – Department of Chemistry, The Scripps Research Institute, La Jolla, California 92037, United States.
orcid.org/0000-0003-3598-0793.

Tao Sheng – Department of Chemistry, The Scripps Research Institute, La Jolla, California 92037, United States.
orcid.org/0000-0001-5339-9834.

Zhe Zhuang – Department of Chemistry, The Scripps Research Institute, La Jolla, California 92037, United States.
orcid.org/0000-0001-6679-0496.

Author Contributions

‡These authors contributed equally.

ACKNOWLEDGMENT

We gratefully acknowledge the NIH (NIGMS, R01GM084019) and The Scripps Research Institute for financial support. D. A. S. was supported by NIH National Institute of General Medical Science grant F32 GM143921. K. N. H. is grateful to the National Science Foundation (CHE-2153972) for funding. Calculations were performed on the Hoffman2 cluster at UCLA, and the Extreme Science and Engineering Discovery Environment (XSEDE), which is supported by National Science Foundation grant no. ACI-1548562. This work was also supported by the U.S. Department of Energy, Office of Science, Basic Energy Sciences, Catalysis Science Program, under Award No. DESC0009376 (G. B.), and the Agence Nationale de la Recherche Award No. ANR-20-CE07-0000-cResolu (R. J).

REFERENCES

- (1) (a) He, J.; Wasa, M.; Chan, K. S. L.; Shao, Q.; Yu, J.-Q. Palladium-catalyzed transformations of alkyl C–H bonds. *Chem. Rev.* **2017**, *117*, 8754–8786. (b) Lyons, T. W.; Sanford, M. S. Palladium-catalyzed ligand-directed C–H functionalization reactions. *Chem. Rev.* **2010**, *110*, 1147–1169. (c) Dalton, T.; Faber, T.; Glorius, F. C–H activation: toward sustainability and applications. *ACS Cent. Sci.* **2021**, *7*, 245–261. (d) Daugulis, O.; Roane, J.; Tran, L. D. Bidentate, Monoanionic auxiliary-directed functionalization of carbon–hydrogen bonds. *Acc. Chem. Res.* **2015**, *48*, 1053–1064. (e) Rej, S.; Ano, Y.; Chatani, N. Bidentate directing groups: an efficient tool in C–H bond functionalization chemistry for the expedient construction of C–C bonds. *Chem. Rev.* **2019**, *120*, 1788–1887.
- (2) (a) Giri, R.; Mangel, N.; Li, J.-J.; Wang, D.-H.; Breazzano, S. P.; Saunder, L. B.; Yu, J.-Q. Palladium-catalyzed methylation and arylation of sp² and sp³ C–H bonds in simple carboxylic acids. *J. Am. Chem. Soc.* **2017**, *129*, 3510–3511. (b) Zhu, Y.; Chen, X.; Yuan, C.; Li, G.; Zhang, J.; Zhao, Y. Pd-catalyzed ligand-enabled carboxylate-directed highly regioselective arylation of aliphatic acids. *Nat. Commun.* **2017**, *8*, 14904–14911. (c) Ghiringhelli, F.; Uttry, A.; Ghosh, K. K.; van Gemmeren, M. Direct β - and γ -C(sp³)–H alkylation of free carboxylic acids. *Angew. Chem., Int. Ed.* **2020**, *59*, 23127–23131. (d) Dolui, P.; Das, J.; Chandrashekar, H. B.; Anjana, S. S.; Maiti, D. Ligand-enabled Pd^{II}-catalyzed iterative γ -C(sp³)–H arylation of free aliphatic

- acid. *Angew. Chem., Int. Ed.* **2019**, *58*, 13773–13777. (e) Zhuang, Z.; Yu, C.-B.; Chen, G.; Wu, Q.-F.; Hsiao, Y.; Joe, C. L.; Qiao, J. X.; Poss, M. A.; Yu, J.-Q. Ligand-enabled β -C(sp³)-H olefination of free carboxylic acids. *J. Am. Chem. Soc.* **2018**, *140*, 10363–10367. (f) Zhuang, Z.; Yu, J.-Q. Lactonization as a general route to β -C(sp³)-H functionalization. *Nature* **2020**, *577*, 656–659. (g) Zhuang, Z.; Herron, A. N.; Fan, Z. L.; Yu, J.-Q. Ligand-enabled monoselective β -C(sp³)-H acyloxylation of free carboxylic acids using a practical oxidant. *J. Am. Chem. Soc.* **2020**, *142*, 6769–6776. (h) Ghosh, K. K.; Uttry, A.; Koldemir, A.; Ong, M.; van Gemmeren, M. Direct β -C(sp³)-H acetoxylation of aliphatic carboxylic acids. *Org. Lett.* **2019**, *21*, 7154–7157. (i) Novak, P.; Correa, A.; Gallardo-Donaire, J.; Martin, R. Synergistic palladium-catalyzed C(sp³)-H activation/C(sp³)-O bond formation: a direct, step-economical route to benzolactones. *Angew. Chem., Int. Ed.* **2011**, *50*, 12236–12239.
- (3) (a) Giri, R.; Chen, X.; Yu, J.-Q. Palladium-catalyzed asymmetric iodination of unactivated C-H bonds under mild conditions. *Angew. Chem., Int. Ed.* **2005**, *44*, 2112–2115. (b) Rit, R. K.; Yadav, M.; Ghosh, R. K.; Shankar, M.; Sahoo, A. K. Sulfoximine assisted Pd(II)-catalyzed bromination and chlorination of primary β -C(sp³)-H bond. *Org. Lett.* **2014**, *16*, 5258–5261. (c) Yang, X.; Sun, Y.; Sun, T.-Y.; Rao, Y. Auxiliary-assisted palladium-catalyzed halogenation of unactivated C(sp³)-H bonds at room temperature. *Chem. Commun.* **2016**, *52*, 6423–6426. (d) Zhu, R.-Y.; Saint-Denis, T. G.; Shao, Y.; He, J.; Sieber, J. D.; Senanayake, C. H.; Yu, J.-Q. Ligand-enabled Pd(II)-catalyzed bromination and iodination of C(sp³)-H bonds. *J. Am. Chem. Soc.* **2017**, *139*, 5724–5727. (e) Wasa, M.; Yu, J.-Q. Synthesis of β -, γ -, and δ -lactams via Pd(II)-catalyzed C-H activation reactions. *J. Am. Chem. Soc.* **2008**, *130*, 14058–14059.
- (4) (a) Kambe, N.; Iwasaki, T.; Terao, J. Pd-catalyzed cross-coupling reactions of alkyl halides. *Chem. Soc. Rev.* **2011**, *40*, 4937–4947. (b) Saikia, I.; Borah, A. J.; Phukan, P. Use of bromine and bromo-organic compounds in organic synthesis. *Chem. Rev.* **2016**, *116*, 6837–7042.
- (5) (a) Vaillancourt, F. H.; Yeh, E.; Vosburg, D. A.; Garneau-Tsodikova, S.; Walsh, C. T. Nature's inventory of halogenation catalysts: oxidative strategies predominate. *Chem. Rev.* **2006**, *106*, 3364–3378. (b) Romero, E.; Jones, B. S.; Hogg, B. N.; Casamajo, A. R.; Hayes, M. A.; Flitsch, S. L.; Turner, N. J.; Schnepel, C. Enzymatic late-stage modifications: better late than never. *Angew. Chem. Int. Ed.* **2021**, *60*, 16824–16855.
- (6) (a) Shao, Q.; Wu, K.; Zhuang, Z.; Qian, S. Q.; Yu, J.-Q. From Pd(OAc)₂ to chiral catalysts: the discovery and development of bifunctional mono-N-protected amino acid ligands for diverse C-H functionalization reactions. *Acc. Chem. Res.* **2020**, *53*, 833–851. (b) Wang, Z.; Hu, L.; Chekshin, N.; Zhuang, Z.; Qian, S.; Qiao, J. X.; Yu, J.-Q. Ligand-controlled divergent dehydrogenative reactions of carboxylic acids via C-H activation. *Science* **2021**, *374*, 1281–1285. (c) Meng, G.; Hu, L.; Tomanik, M.; Yu, J.-Q. β - and γ -C(sp³)-H heteroarylation of free carboxylic acids: a modular synthetic platform for diverse quaternary carbon centers. *Angew. Chem., Int. Ed.* **2023**, *62*, e202214459. (d) Hu, L.; Meng, G.; Yu, J.-Q. Ligand-enabled Pd(II)-catalyzed β -methylene C(sp³)-H arylation of free aliphatic acids. *J. Am. Chem. Soc.* **2022**, *144*, 20550–20553. (e) Uttry, A.; Mal, S.; van Gemmeren, M. Late-stage β -C(sp³)-H deuteration of carboxylic acids. *J. Am. Chem. Soc.* **2021**, *143*, 10895–10901.
- (7) (a) Whitehouse, C. J. C.; Bell, S. G.; Wong, L.-L. P450_{BM3} (CYP102A1): connecting the dots. *Chem. Soc. Rev.* **2012**, *41*, 1218–1260. (b) Li, H.; Poulos, T. L. The structure of the cytochrome p450BM-3 haem domain complexed with the fatty acid substrate, palmitoleic acid. *Nat. Struct. Biol.* **1997**, *4*, 140–146. (c) Haines, D. C.; Tomchick, D. R.; Machius, M.; Peterson, J. A. Pivotal role of water in the mechanism of P450BM-3. *Biochemistry* **2001**, *40*, 13456–13465. (d) Zilly, F. E.; Acevedo, J. P.; Augustyniak, W.; Deege, A.; Häusig, U. W.; Reetz, M. T. Tuning a P450 enzyme for methane oxidation. *Angew. Chem., Int. Ed.* **2011**, *50*, 2720–2724.
- (8) (a) Reek, J. N. H.; Bruin, B. D.; Pullen, S.; Mooibroek, T. J.; Kluwer, A. M.; Caumes, X. Transition metal catalysis controlled by hydrogen bonding in the second coordination sphere. *Chem. Rev.* **2022**, *122*, 12308–12369. (b) Davis, H. J.; Phipps, R. J. Harnessing non-covalent interactions to exert control over regioselectivity and site-selectivity in catalytic reactions. *Chem. Sci.* **2017**, *8*, 864–877. (c) Knowles, R. R.; Jacobsen, E. N. Attractive noncovalent interactions in asymmetric catalysis: Links between enzymes and small molecule catalysts. *Proc. Natl. Acad. Sci.* **2010**, *107*, 20678–20685. (d) Neel, A. J.; Hilton, M. J.; Sigman, M. S.; Toste, F. D. Exploiting non-covalent π interactions for catalyst design. *Nature* **2017**, *543*, 637–646.
- (9) (a) Hoque, M. E.; Bisht, R.; Halder, C.; Chattopadhyay, B. Non-covalent interactions in Ir-catalyzed C-H activation: L-shaped ligand for *para*-selective borylation of aromatic esters. *J. Am. Chem. Soc.* **2017**, *139*, 7745–7748. (b) Das, S.; Incarvito, C. D.; Crabtree, R. H.; Brudvig, G. W. Molecular recognition in the selective oxygenation of saturated C-H bonds by a dimanganese catalyst. *Science* **2006**, *312*, 1941–1943. (c) Goswami, N.; Sinha, S. K.; Mondal, P.; Adhya, S.; Datta, A.; Maiti, D. Distal *meta*-alkenylation of formal amines enabled by catalytic use of hydrogen-bonding anionic ligands. *Chem* **2023**, *9*, 989–1003. (d) Mondal, A.; Diaz-Ruiz, M.; Deufel, F.; Maseras, F.; van Gemmeren, M. Charge-controlled Pd catalysis enables the *meta*-C-H activation and olefination of arenes. *Chem* **2023**, *9*, 1004–1016. (e) Li, G.; Yan, Y.; Zhang, P.; Xu X.; Jin, Z. Palladium-catalyzed *meta*-selective C-H functionalization by noncovalent H-bonding interaction. *ACS Catal.* **2021**, *11*, 10460–10466. (f) Kuninobu, Y.; Ida, H.; Nishi, M.; Kanai, M. A *meta*-selective C-H borylation directed by a secondary interaction between ligand and substrate. *Nat. Chem.* **2015**, *7*, 712–717. (g) Genov, G. R.; Douthwaite, J. L.; Lahdenpera, A. S. K.; Gibson, D. C.; Phipps, R. J. Enantioselective remote C-H activation directed by a chiral cation. *Science* **2020**, *367*, 1246–1251.
- (10) Meng, G.; Lam, N. Y. S.; Lucas, E. L.; Saint-Denis, T. G.; Verma, P.; Chekshin, N.; Yu, J.-Q. Achieving site-selectivity for C-H activation processes based on distance and geometry: a carpenter's approach. *J. Am. Chem. Soc.* **2020**, *142*, 10571–10591.
- (11) Schoepfer, J.; Jahnke, W.; Berellini, G.; Buonamici, S.; Cotesta, S.; Cowan-Jacob, S. W.; Dodd, S.; Drueckes, P.; Fabbro, D.; Gabriel, T.; Groell, J.-M.; Grotzfeld, R. M.; Hassan, A. Q.; Henry, C.; Iyer, V.; Jones, D.; Lombardo, F.; Loo, A.; Manley, P. W.; Pelle, X.; Rummel, G.; Salem, B.; Warmuth, M.; Wylie, A. A.; Zoller, T.; Marzinzik, A. L.; Furet, P. Discovery of asciminib (ABL001), an allosteric inhibitor of the tyrosine kinase activity of BCR-ABL1. *J. Med. Chem.* **2018**, *61*, 8120–8135.

TOC Graphic

