



HAL
open science

Linear-in-momentum spin orbit interactions in planar Ge/GeSi heterostructures and spin qubits

Esteban A Rodríguez-Mena, José Carlos Abadillo-Uriel, Gaëtan Veste, Biel Martinez, Jing Li, Benoît Sklénard, Yann-Michel Niquet

► **To cite this version:**

Esteban A Rodríguez-Mena, José Carlos Abadillo-Uriel, Gaëtan Veste, Biel Martinez, Jing Li, et al.. Linear-in-momentum spin orbit interactions in planar Ge/GeSi heterostructures and spin qubits. Physical Review B, 2023, 108 (20), pp.205416. 10.1103/PhysRevB.108.205416 . hal-04540442

HAL Id: hal-04540442

<https://hal.science/hal-04540442>

Submitted on 10 Apr 2024

HAL is a multi-disciplinary open access archive for the deposit and dissemination of scientific research documents, whether they are published or not. The documents may come from teaching and research institutions in France or abroad, or from public or private research centers.

L'archive ouverte pluridisciplinaire **HAL**, est destinée au dépôt et à la diffusion de documents scientifiques de niveau recherche, publiés ou non, émanant des établissements d'enseignement et de recherche français ou étrangers, des laboratoires publics ou privés.

Linear-in-momentum spin orbit interactions in planar Ge/GeSi heterostructures and spin qubits

Esteban A. Rodríguez-Mena,¹ José Carlos Abadillo-Uriel,^{1,2} Gaëtan Veste,³
Biel Martínez,^{1,3} Jing Li,³ Benoît Sklénard,³ and Yann-Michel Niquet^{1,*}

¹*Univ. Grenoble Alpes, CEA, IRIG-MEM-L-Sim, Grenoble, France.*

²*Instituto de Ciencia de Materiales de Madrid (ICMM),
Consejo Superior de Investigaciones Científicas (CSIC),
Sor Juana Ines de la Cruz 3, 28049 Madrid, Spain*

³*Univ. Grenoble Alpes, CEA, LETI, Grenoble, France.*

(Dated: December 18, 2023)

We investigate the existence of linear-in-momentum spin-orbit interactions in the valence band of Ge/GeSi heterostructures using an atomistic tight-binding method. We show that symmetry breaking at the Ge/GeSi interfaces gives rise to a linear Dresselhaus-type interaction for heavy-holes. This interaction results from the heavy-hole/light-hole mixings induced by the interfaces and can be captured by a suitable correction to the minimal Luttinger-Kohn, four bands $\mathbf{k} \cdot \mathbf{p}$ Hamiltonian. It is dependent on the steepness of the Ge/GeSi interfaces, and is suppressed if interdiffusion is strong enough. Besides the Dresselhaus interaction, the Ge/GeSi interfaces also make a contribution to the in-plane gyromagnetic g -factors of the holes. The tight-binding calculations also highlight the existence of a small linear Rashba interaction resulting from the couplings between the heavy-hole/light-hole manifold and the conduction band enabled by the low structural symmetry of Ge/GeSi heterostructures. These interactions can be leveraged to drive the hole spin. The linear Dresselhaus interaction may, in particular, dominate the physics of the devices for out-of-plane magnetic fields. When the magnetic field lies in-plane, it is, however, usually far less efficient than the g -tensor modulation mechanisms arising from the motion of the dot in non-separable, inhomogeneous electric fields and strains.

I. INTRODUCTION

Hole spins in semiconductor quantum dots [1, 2] can be efficiently manipulated with electric fields thanks to the strong spin-orbit interaction (SOI) in the valence bands of these materials [3–5]. Fast electrically-driven spin Rabi oscillations have thus been reported in Si/SiO₂ [6–8] and Ge/GeSi [9–12] heterostructures. Silicon and Germanium can, in particular, be purified isotopically in order to get rid of the detrimental hyperfine interactions with the nuclear spins [13–15]. Although SOI also couples the spin to charge noise, there has been theoretical and experimental demonstrations of the existence of operational “sweet spots” where the hole is resilient to dephasing [11, 16–19]. At these sweet spots, the Rabi frequency can actually be maximal owing to “reciprocal sweetness” relations with the dephasing rate [20], which allows for fast manipulation with lifetimes comparable to electrons in an artificial SOI (micro-magnets) [18, 21]. Holes also hold promises for strong spin-photon interactions, enabling long-range coupling between spin quantum bits (qubits) using circuit quantum electrodynamics [20, 22–24].

Ge/GeSi hole spin qubits [25] have made remarkable progress in the past few years [10, 26], with the demonstration of a four qubits processor [27] and the achievement of charge control in a sixteen dots array [28]. Epitaxial Ge/GeSi interfaces are indeed much cleaner than

Si/SiO₂ interfaces, which reduces in principle the level of charge noise and disorder near the qubits [29]. Also, holes are much lighter in Ge than in Si, which further mitigates their sensitivity to disorder and relaxes the constraints on dot size and gate pitch.

The landscape of spin-orbit interactions in Ge/GeSi nanostructures is very rich. The bulk valence band Bloch functions of Ge and Si are degenerate at Γ and give rise to “heavy-hole” (HH) and “light-hole” (LH) bands with different masses [3, 30, 31]. The admixture of HH and LH components by confinement in low-dimensional structures leads to various kinds of couplings between the hole spin and its momentum. In planar (2D) heterostructures grown along $z = [001]$, the resulting Rashba-type SOI is cubic in the in-plane wave vector components k_x and k_y at lowest order in perturbation [3, 17, 32–34]. In nanowire (1D) structures, this “direct” Rashba SOI becomes typically linear-in-momentum [4, 5]. In quantum dot (0D) structures, the relevant SOI depends on the symmetry of the device. The cubic Rashba interaction dominates the physics of disk-shaped (2D-like) dots, while the linear Rashba interaction can prevail in squeezed (1D-like) dots [35].

The interplay between the kinetic and Zeeman Hamiltonian of holes also shapes the gyromagnetic g -factors of the dots. These corrections arise at the same order in the HH-LH band gap than the Rashba SOI [36–38], and are, therefore, independent manifestations of spin-orbit coupling in the valence bands. Both the Rashba SOI and the g -factor modulations can be leveraged to drive the spin in an AC electric field resonant with the Zeeman split-

* yniquet@cea.fr

ting: the motion of the dot as a whole couples to the spin through the Rashba spin/momentum interaction on the one hand [39–41], while the deformations of the dot give rise to “ g -tensor modulation resonance” (g -TMR) on the other hand [42]. The Rabi oscillations generally result from a combination of these two mechanisms [7, 43].

Ge dots in Ge/GeSi heterostructures are usually manipulated under in-plane magnetic fields as this best decouples the hole spin from the nuclear spins [13]. The actual mechanisms at play in these structures are still an open question. Indeed, the cubic Rashba SOI is little efficient [38], while significant direct linear Rashba SOI calls for heavily squeezed dots [35]. It has been shown in Refs. [38] and [44] that a variety of g -TMR mechanisms can actually give rise to Rabi oscillations for in-plane magnetic fields [19]. They involve the non-separability of the confinement potential (coupling between the in-plane and vertical motions of the driven dot), the inhomogeneity of the AC drive field (that squeezes the dot dynamically), and the inhomogeneous strain fields [45] induced by the thermal contraction of the metal gates upon cool-down (that modulate the g -tensor of the driven dot).

It is yet unclear whether the simplest Luttinger-Kohn (LK) Hamiltonian [3, 30, 31] used to model the HH/LH manifold [38, 44, 46–49] catches all linear-in-momentum SOIs that could help to drive spin qubits under in-plane magnetic fields. Indeed, this Hamiltonian is usually more symmetric in nanostructures than the atomic lattice and may, therefore, miss some of the emerging interactions. Also, the HH/LH manifold can mix with remote bands, which, while much farther, may bring sizable corrections to the effective SOIs. In particular, Refs. [50, 51] have highlighted with atomistic pseudo-potential calculations the existence of a linear-in-momentum SOI (primarily interpreted as a Rashba-type interaction) in 2D heterostructures. This linear SOI is not captured by the LK model but is much stronger than the cubic Rashba SOI in the range $k \sim \pi/d$ relevant for quantum dots with diameters $d \gtrsim 50$ nm [52]. These calculations were, however, performed on heavily strained Ge/Si superlattices instead of Ge/GeSi superlattices.

In this work, we perform atomistic tight-binding (TB) calculations on the Ge/Ge_{0.8}Si_{0.2} superlattices used in the recent experiments on Ge spin qubits [10, 19, 26, 27]. We indeed evidence the existence of a significant linear-in-momentum SOI in these 2D heterostructures. We show, however, that it is actually dominated by a Dresselhaus-type interaction resulting from symmetry breaking by the Ge/GeSi interfaces (interface inversion asymmetry or IIA [3, 53–55]). This Dresselhaus SOI is highly dependent on the quality of these interfaces and disappears once they get interdiffused over a few monolayers. It results from peculiar HH-LH mixings and can thus be captured by a suitable correction to the LK Hamiltonian [3, 56, 57]. This correction also interferes with the Zeeman Hamiltonian of the hole and thus slightly shifts the in-plane g -factors of the quantum dots. The Dresselhaus SOI goes along with a much smaller lin-

ear Rashba SOI that is independent on the status of the interfaces and results from mixings between the HH/LH manifold and the remote conduction bands allowed by the global structural inversion asymmetry (SIA) of the heterostructure [3].

We review spin-orbit interactions in a 2D heavy-hole gas in section II, then discuss the TB calculations in section III, the nature of the SOIs and their description in the LK Hamiltonian in section IV, and finally draw conclusions for Ge/SiGe spin qubits in section V.

II. SPIN-ORBIT INTERACTIONS IN A 2D HEAVY-HOLE GAS

In bulk Germanium, the Bloch functions of the six topmost valence bands are, in the simplest TB approximation, bonding combinations of the atomic $4p$ orbitals with angular momentum $\ell = 1$ and spin $s = \frac{1}{2}$ [3, 30, 31]. These Bloch functions are mixed by the atomic spin-orbit interaction $H_{\text{so}} \propto \mathbf{L} \cdot \mathbf{S}$, where \mathbf{L} and \mathbf{S} are the orbital and spin angular momenta, respectively. They are consequently split into a quadruplet and a doublet, which can be mapped respectively onto the $J = \frac{3}{2}$ and $J = \frac{1}{2}$ eigenstates of the total angular momentum $\mathbf{J} = \mathbf{L} + \mathbf{S}$. Choosing $z = [001]$ as the quantization axis, the $|J = \frac{3}{2}, J_z = \pm \frac{3}{2}\rangle$ Bloch functions give rise to “heavy-hole” (HH) bands along z , while the $|J = \frac{3}{2}, J_z = \pm \frac{1}{2}\rangle$ Bloch functions give rise to “light-hole” (LH) bands.

The electronic properties of a Ge/GeSi quantum well grown along $z = [001]$ can be characterized by its subband structure $E_n(\mathbf{k})$, where $\mathbf{k} \equiv (k_x, k_y)$ is the wave vector in the ($x = [100]$, $y = [010]$) plane. The two topmost valence subbands at $\mathbf{k} = \mathbf{0}$ are pure $|J = \frac{3}{2}, J_z = \pm \frac{3}{2}\rangle$ states due to the heavier HH mass. This remains so in homogeneous, compressive biaxial strains $\varepsilon_{xx} = \varepsilon_{yy} = \varepsilon_{\parallel} < 0$, $\varepsilon_{zz} = \varepsilon_{\perp} > 0$ that further promote heavy holes. These subbands are twofold degenerate at Γ owing to time reversal symmetry (Kramers’ degeneracy). However, they may be non-degenerate at finite \mathbf{k} as a result of spin-orbit coupling.

We label $|0, \pm \frac{3}{2}\rangle$ the confined Bloch functions of the topmost HH subbands at $\mathbf{k} = \mathbf{0}$. These subbands can be generally described by an effective Hamiltonian acting in the $\{|0, +\frac{3}{2}\rangle, |0, -\frac{3}{2}\rangle\}$ subspace [3]:

$$H_{\text{eff}}(\mathbf{k}) = \varepsilon(\mathbf{k})I + \eta_1(\mathbf{k})\sigma_1 + \eta_2(\mathbf{k})\sigma_2 + \eta_3(\mathbf{k})\sigma_3, \quad (1)$$

where σ_i are the Pauli matrices. The eigenenergies $E_{\pm}(\mathbf{k})$ of this Hamiltonian are:

$$E_{\pm}(\mathbf{k}) = \varepsilon(\mathbf{k}) \pm \sqrt{\eta_1^2(\mathbf{k}) + \eta_2^2(\mathbf{k}) + \eta_3^2(\mathbf{k})}, \quad (2)$$

so that the spin splitting is:

$$\Delta E(\mathbf{k}) = 2\sqrt{\eta_1^2(\mathbf{k}) + \eta_2^2(\mathbf{k}) + \eta_3^2(\mathbf{k})}. \quad (3)$$

The functions $\eta_i(\mathbf{k})$ can be computed numerically from, e.g., a TB calculation (see section III) or analytically (to

	$M_{x'}$	$M_{y'}$	C_{2z}	C_{4z}	C_{2x}	C_{2y}	I
\mathbf{x}'	$-\mathbf{x}'$	\mathbf{x}'	$-\mathbf{x}'$	$-\mathbf{x}'$	$-\mathbf{y}'$	\mathbf{y}'	$-\mathbf{x}'$
\mathbf{y}'	\mathbf{y}'	$-\mathbf{y}'$	$-\mathbf{y}'$	$-\mathbf{x}'$	$-\mathbf{x}'$	\mathbf{x}'	$-\mathbf{y}'$
σ_1	σ_1	$-\sigma_1$	$-\sigma_1$	$-\sigma_2$	σ_2	$-\sigma_2$	σ_1
σ_2	$-\sigma_2$	σ_2	$-\sigma_2$	σ_1	σ_1	$-\sigma_1$	σ_2
σ_3	$-\sigma_3$	$-\sigma_3$	σ_3	σ_3	$-\sigma_3$	$-\sigma_3$	σ_3

TABLE I. Effects of different symmetry operations on the real and reciprocal space vectors $\mathbf{x}' \parallel [110]$ and $\mathbf{y}' \parallel [\bar{1}10]$, and on the Pauli matrices σ_i of $\frac{3}{2}$ spins: the mirrors $M_{x'}$ and $M_{y'}$ orthogonal to \mathbf{x}' and \mathbf{y}' , the π (C_{2z}) and $\pi/2$ (C_{4z}) rotations around the z axis, the π rotations C_{2x} and C_{2y} around x and y , and the inversion I . We emphasize that this table only holds for an appropriate choice of phase for the $|0, \pm\frac{3}{2}\rangle$ Bloch functions; other choices lead to different forms for Eq. (1) [see, e.g., Eqs. (7) and (9)], but to the same physics anyhow, as the resulting Hamiltonians differ by an unitary transform.

some order in \mathbf{k}) from perturbation theory (see section IV). Since time-reversal symmetry transforms \mathbf{k} into $-\mathbf{k}$, and σ_i into $-\sigma_i$, $\varepsilon(\mathbf{k})$ must be an even function of \mathbf{k} while the $\eta_i(\mathbf{k})$'s must be odd. They can thus be expanded in powers of the wave vector as:

$$\eta_i(\mathbf{k}) = \sum_{u \in \{x,y\}} \alpha_{i,u} k_u + \sum_{u,v,w \in \{x,y\}} \beta_{i,uvw} k_u k_v k_w + \dots \quad (4)$$

The patterns of non-zero coefficients $\alpha_{i,u}$ and $\beta_{i,uvw}$ are ruled by the spatial symmetries that leave the Hamiltonian invariant.

We shall forget in a first place about the disordered nature of the GeSi alloy and treat it as a homogeneous material. The point group of a heterostructure with an even number of Ge monolayers (MLs) and atomically flat interfaces is D_{2h} , which is centrosymmetric [58, 59]. The point group of a heterostructure with an odd number of Ge MLs is D_{2d} ; under a homogeneous vertical electric field E_z , the symmetry is lowered to C_{2v} in both cases: the system is only invariant by a π rotation C_{2z} around the z axis, and by the mirrors $M_{x'}$ and $M_{y'}$ orthogonal to $x' = [110]$ and $y' = [\bar{1}10]$. The phase of the $|0, \pm\frac{3}{2}\rangle$ basis functions can then be chosen so that the σ_i matrices transform as in Table I under the different symmetry operations (also see Appendix A). We first emphasize that no symmetry-invariant Hamiltonian like Eq. (4) can be built in a centrosymmetric group as $\mathbf{k} \rightarrow -\mathbf{k}$ but $\sigma_i \rightarrow \sigma_i$ under inversion. Therefore, there is no spin splitting in the D_{2h} group (even number of Ge MLs without vertical electric field) [3]. In the C_{2v} group, the following linear-in- k Hamiltonian is invariant under the C_{2z} , $M_{x'}$ and $M_{y'}$ operations:

$$H_{\text{eff}}^{(1)}(\mathbf{k}) = \alpha_{1,y'} k_{y'} \sigma_1' + \alpha_{2,x'} k_{x'} \sigma_2', \quad (5)$$

as well as the following cubic-in- k Hamiltonian:

$$\begin{aligned} H_{\text{eff}}^{(3)}(\mathbf{k}) &= \beta_{1,y'y'y'} k_{y'}^3 \sigma_1' + \beta_{2,x'x'x'} k_{x'}^3 \sigma_2' \\ &+ \beta_{1,x'y'x'} k_{x'} k_{y'} k_{x'} \sigma_1' \\ &+ \beta_{2,y'x'y'} k_{y'} k_{x'} k_{y'} \sigma_2'. \end{aligned} \quad (6)$$

We have primed all Pauli matrices to highlight the particular choice of $|0, \pm\frac{3}{2}\rangle$ basis functions. We can alternatively write the above invariants as a function of k_x and k_y :

$$H_{\text{eff}}^{(1)}(\mathbf{k}) = \alpha_{\text{D}}(k_x \sigma_1 + k_y \sigma_2) + \alpha_{\text{R}}(k_x \sigma_2 + k_y \sigma_1), \quad (7)$$

where:

$$\alpha_{\text{D}} = \frac{1}{2} (\alpha_{1,y'} - \alpha_{2,x'}) \quad (8a)$$

$$\alpha_{\text{R}} = -\frac{1}{2} (\alpha_{1,y'} + \alpha_{2,x'}) . \quad (8b)$$

The first $\propto \alpha_{\text{D}}$ term is the Dresselhaus-type interaction for $\frac{3}{2}$ spins, and the second $\propto \alpha_{\text{R}}$ one is the Rashba-type interaction [60]. We emphasize that the $|0, \pm\frac{3}{2}\rangle$ basis functions have also been rotated by $-\pi/4$ around z when going from Eq. (5) to Eq. (7) (which amounts to a different phase choice, see Appendix A). The $\sigma_{1,2}$ and $\sigma'_{1,2}$ matrices act, therefore, on different basis sets of the same subspace. We can likewise transform the cubic Hamiltonian:

$$\begin{aligned} H_{\text{eff}}^{(3)}(\mathbf{k}) &= \beta_{\text{D}}'(k_x^3 \sigma_1 + k_y^3 \sigma_2) + \beta_{\text{R}}'(k_x^3 \sigma_2 + k_y^3 \sigma_1) \\ &+ \beta_{\text{D}}(k_y k_x k_y \sigma_1 + k_x k_y k_x \sigma_2) \\ &+ \beta_{\text{R}}(k_y k_x k_y \sigma_2 + k_x k_y k_x \sigma_1), \end{aligned} \quad (9)$$

with:

$$\beta_{\text{D}}' = \frac{1}{4} (\beta_{1,y'y'y'} - \beta_{2,x'x'x'} + \beta_{1,x'y'x'} - \beta_{2,y'x'y'}) \quad (10a)$$

$$\beta_{\text{R}}' = -\frac{1}{4} (\beta_{1,y'y'y'} + \beta_{2,x'x'x'} + \beta_{1,x'y'x'} + \beta_{2,y'x'y'}) \quad (10b)$$

$$\beta_{\text{D}} = \frac{1}{4} (3\beta_{1,y'y'y'} - 3\beta_{2,x'x'x'} - \beta_{1,x'y'x'} + \beta_{2,y'x'y'}) \quad (10c)$$

$$\beta_{\text{R}} = -\frac{1}{4} (3\beta_{1,y'y'y'} + 3\beta_{2,x'x'x'} - \beta_{1,x'y'x'} - \beta_{2,y'x'y'}) , \quad (10d)$$

the corresponding cubic Dresselhaus and Rashba coefficients. We would like to emphasize that there are additional symmetry operations (C_{2x} and C_{2y} axes in the D_{2d} group) that impose $\alpha_{\text{R}} = \beta_{\text{R}} = \beta_{\text{R}}' = 0$ when $E_z = 0$. We conclude from Eqs. (5) and (6) that the effective spin-orbit Hamiltonian of the topmost HH subbands can be completely characterized up to third-order in \mathbf{k} by the subband structure along $x' = [110]$, $y' = [\bar{1}10]$, and $x = [100]$.

In the simplest, minimal $\mathbf{k} \cdot \mathbf{p}$ theory, the heavy and light holes are described by the four bands Luttinger-Kohn Hamiltonian (see section IV) [3, 30, 31]. The latter gives rise to a ‘‘cubic Rashba’’ contribution to $H_{\text{eff}}^{(3)}(\mathbf{k})$ as a result of HH/LH mixings at $\mathbf{k} \neq \mathbf{0}$ [17, 32–34]. It does not, however, bring forth a linear-in- k spin-orbit interaction $H_{\text{eff}}^{(1)}(\mathbf{k})$ in planar heterostructures. We evidence

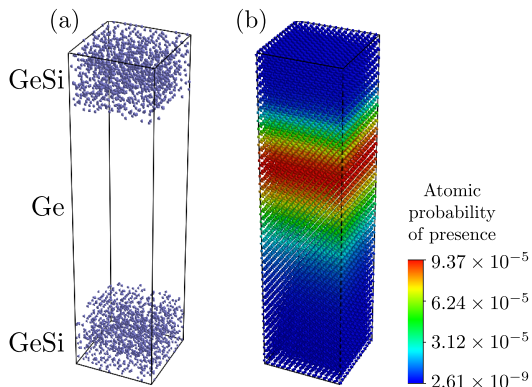


FIG. 1. (a) Supercell of a $(\text{Ge})_{112}/(\text{Ge}_{0.8}\text{Si}_{0.2})_{56}$ superlattice with 112 MLs (≈ 15.8 nm) thick Ge wells separated by 56 MLs (≈ 7.9 nm) thick $\text{Ge}_{0.8}\text{Si}_{0.2}$ barriers. Only the silicon atoms are shown for clarity. The structure is periodic in all directions. The in-plane side of the unit cell is $L = 15L_0 = 6$ nm. (b) Probability of presence of the hole on each atom, at vertical electric field $E_z = 3$ mV/nm.

below with TB calculations that this interaction exists nonetheless and further explore its nature in section IV. We discuss its role in Ge spin-orbit qubits in section V.

Beforehand, we would like to discuss the role of alloy disorder in this problem. Strictly speaking, a GeSi alloy is a disordered material with no atomistic symmetry. Nonetheless, the alloy has *on average* (and on the macroscopic scale relevant when $|\mathbf{k}| \rightarrow 0$) the same diamond-like symmetry as pure silicon and germanium. Therefore, the above symmetry analysis holds for the average $\eta_i(\mathbf{k})$'s computed in large “supercells” with side $L \gg a$ in the (xy) plane (with $a = 5.658 \text{ \AA}$ the lattice parameter of Ge). We will address below how the $\eta_i(\mathbf{k})$'s converge with increasing L .

III. TIGHT-BINDING CALCULATIONS IN GE/GESI HETEROSTRUCTURES

A. Methodology

The band structure of Ge/ $\text{Ge}_{0.8}\text{Si}_{0.2}$ superlattices is computed with a nearest-neighbor $sp^3d^5s^*$ TB model [61] that accounts for strains and reproduces the valence and conduction bands of Ge and Si over the whole first Brillouin zone [62]. The superlattices comprise $N_{\text{Ge}} = 112$ MLs (≈ 15.8 nm) thick Ge wells separated by 56 MLs (≈ 7.9 nm) thick $\text{Ge}_{0.8}\text{Si}_{0.2}$ barriers. The $\text{Ge}_{0.8}\text{Si}_{0.2}$ alloy is either modeled as a random distribution (RD) of Ge and Si atoms (Fig. 1) or as a virtual crystal (VC). This VC is a diamond-like material with a single kind of atom whose TB parameters are the appropriate averages of those of Si and Ge [63]. As such a VC does not break translational symmetry in the (xy) plane, the band structure can be directly computed in the minimal, primitive unit cell with unstrained side $L_0 = a/\sqrt{2}$ along $x' = [110]$

and $y' = [\bar{1}10]$. Conversely, RD calculations are run in much larger unit cells with sides up to $L = 41L_0$ and must be averaged over a few tens of realizations of the alloy. The VC unit cell hence contains 168 atoms, while the largest RD unit cell contains 282 408 atoms.

In line with Ref. [38, 44, 64], we assume that the superlattice is grown on a thick $\text{Ge}_{0.8}\text{Si}_{0.2}$ buffer with a residual tensile in-plane strain $\varepsilon_{xx} = \varepsilon_{yy} = 0.26\%$. The average in-plane strain in the Ge film is therefore $\varepsilon_{xx} = \varepsilon_{yy} = \varepsilon_{\parallel} = -0.63\%$ [44]. The atomic positions in the whole superlattice are relaxed with Keating’s valence force field [62, 65]. A sawtooth electric potential can be applied to the superlattice, characterized by a vertical electric field E_z in the Ge well and $-2E_z$ in the $\text{Ge}_{0.8}\text{Si}_{0.2}$ barrier.

We compute the superlattice band structure on a path from $k_{y'} = 0.01 \text{ \AA}^{-1}$ to Γ then to $k_{x'} = 0.01 \text{ \AA}^{-1}$, and on a path from Γ to $k_x = 0.01 \text{ \AA}^{-1}$, and monitor the splitting $\Delta E(\mathbf{k}) = E_+(\mathbf{k}) - E_-(\mathbf{k})$ between the two topmost valence bands. This splitting is not, however, sufficient to de-embed the different η_i 's in Eq. (2). Therefore, we reconstruct the effective Hamiltonian, Eq. (1), from the projections of the TB wave functions $\Psi_+(\mathbf{k})$ and $\Psi_-(\mathbf{k})$ on the $|0, +\frac{3}{2}\rangle$ and $|0, -\frac{3}{2}\rangle$ Bloch functions at Γ . For that purpose, we couple a small magnetic field B_z to the physical spin in order to split (and identify) the $|0, +\frac{3}{2}\rangle$ and $|0, -\frac{3}{2}\rangle$ states at $\mathbf{k} = \mathbf{0}$ [66]. We next choose the phase of the calculated $|0, +\frac{3}{2}\rangle$ and $|0, -\frac{3}{2}\rangle$ Bloch functions so that the Pauli matrices transform as close as possible to Table I under the symmetry operations of the C_{2v} group (given that a perfect match is not possible in a RD alloy as the latter has an average macroscopic, but not an atomistic C_{2v} symmetry). We finally introduce the projection matrix

$$P(\mathbf{k}) = \begin{pmatrix} \langle 0, +\frac{3}{2} | \Psi_+(\mathbf{k}) \rangle & \langle 0, +\frac{3}{2} | \Psi_-(\mathbf{k}) \rangle \\ \langle 0, -\frac{3}{2} | \Psi_+(\mathbf{k}) \rangle & \langle 0, -\frac{3}{2} | \Psi_-(\mathbf{k}) \rangle \end{pmatrix}. \quad (11)$$

The effective Hamiltonian in the $\{|0, +\frac{3}{2}\rangle, |0, -\frac{3}{2}\rangle\}$ basis set is then

$$H_{\text{eff}}(\mathbf{k}) = P(\mathbf{k}) \begin{pmatrix} E_+(\mathbf{k}) & 0 \\ 0 & E_-(\mathbf{k}) \end{pmatrix} P(\mathbf{k})^\dagger, \quad (12)$$

which can be uniquely decomposed as Eq. (1). We emphasize that the $P(\mathbf{k})$ matrix is not strictly unitary as $\{\Psi_+(\mathbf{k}), \Psi_-(\mathbf{k})\}$ admix remote band contributions when $k = |\mathbf{k}|$ increases; however, $|P^\dagger(\mathbf{k})P(\mathbf{k}) - I|$ remains typically smaller than 0.025 in the investigated \mathbf{k} vector range (and so is the relative error on the extracted η_i 's).

B. Results

As an example, we plot in Fig. 2 the η_i 's computed along the path $k_{y'} = 0.01 \text{ \AA}^{-1} \rightarrow \Gamma \rightarrow k_{x'} = 0.01 \text{ \AA}^{-1}$. The unit cell size is $L = 32L_0$ and the vertical electric field is $E_z = 3$ mV/nm. The η_i 's are averaged over 70 realizations of the RD alloy. As expected from section

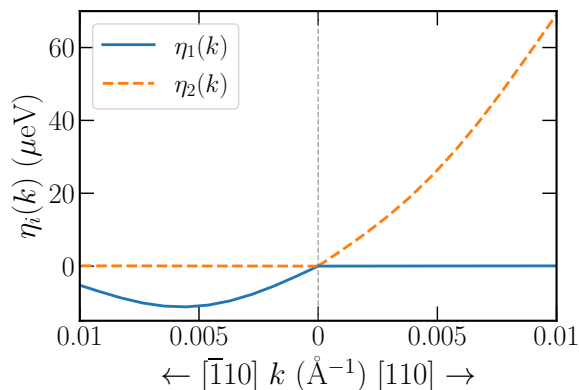


FIG. 2. The functions $\eta_{1,2}(\mathbf{k})$ [Eq. (1)] computed with the TB model in the $(\text{Ge})_{112}/(\text{Ge}_{0.8}\text{Si}_{0.2})_{56}$ superlattice, along a path from $k_{y'} = 0.1 \text{ \AA}^{-1}$ to Γ then to $k_{x'} = 0.1 \text{ \AA}^{-1}$. The unit cell size is $L = 32L_0$ and the vertical electric field is $E_z = 3 \text{ mV/nm}$. The $\eta_i(\mathbf{k})$'s are averaged over 70 realizations of the RD alloy.

II, only η_1 is sizable along $[\bar{1}10]$, and only η_2 is sizable along $[110]$ (η_3 , not displayed on Fig. 2, is negligible in both directions). The effective spin Hamiltonian reads therefore:

$$H_{\text{eff}}(\mathbf{k}) = \eta_1(k_{y'})\sigma'_1 + \eta_2(k_{x'})\sigma'_2. \quad (13)$$

We next fit η_1 and η_2 with a fifth-order polynomial accounting for linear, cubic, and residual higher-order in k spin-orbit interactions:

$$\eta_1(k_{y'}) = \alpha_{1,y'}k_{y'} + \beta_{1,y'y'y'}k_{y'}^3 + \gamma_1k_{y'}^5 \quad (14a)$$

$$\eta_2(k_{x'}) = \alpha_{2,x'}k_{x'} + \beta_{2,x'x'x'}k_{x'}^3 + \gamma_2k_{x'}^5. \quad (14b)$$

The γ 's make sizable contributions only at large k and are therefore little relevant in large quantum dots. The values of the linear coefficients $\alpha_{1,y'}$ and $\alpha_{2,x'}$ are plotted as a function of the unit cell side L in Fig. 3a. The fits on the average η_i 's (dots) are reported along with the standard deviation on each single realization of the RD alloy (error bars). The horizontal dashed lines are the α 's obtained in the VC approximation (that are independent on L). Although the different realizations of the RD alloy are still scattered at $L = 41L_0 = 16.4 \text{ nm}$, the average α 's are reasonably well converged and match the VC data. Similar convergence is reached for the cubic coefficients β (Fig. 3b), but the VC approximation performs slightly worse (possibly because cubic interactions probe larger k /shorter wavelengths and are thus more sensitive to alloy disorder in the barriers). We conclude from these plots that alloy disorder may significantly scatter the spin-orbit parameters of small quantum dots with diameters $d \lesssim 20 \text{ nm}$; yet for practical quantum dots with diameters $d \gtrsim 50 \text{ nm}$, the VC approximation provides a reliable description of spin-orbit splittings, especially at first-order in k .

The linear Rashba and Dresselhaus coefficients α_R and α_D calculated in the VC approximation are plotted as a

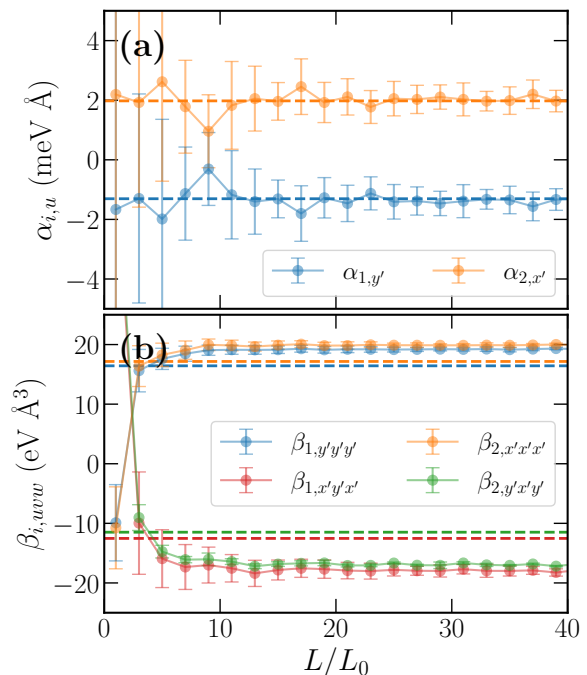


FIG. 3. (a) The linear coefficients $\alpha_{1,y'}$ and $\alpha_{2,x'}$ [Eq. (5)] computed in the $(\text{Ge})_{112}/(\text{Ge}_{0.8}\text{Si}_{0.2})_{56}$ superlattices as a function of the supercell side L ($E_z = 3 \text{ mV/nm}$). The dots are the α 's fitted to the band structure averaged over 70 realizations of the RD alloy. The error bars are the standard deviation of the α 's fitted to each single realization. The horizontal dashed lines are the α 's computed in the VC approximation. (b) Same for the cubic coefficients $\beta_{1,y'y'y'}$, $\beta_{2,x'x'x'}$, $\beta_{1,x'y'y'}$, and $\beta_{2,y'y'y'}$. The latter two are extracted on the path from Γ to $k_x = 0.01 \text{ \AA}^{-1}$.

function the vertical electric field E_z in Fig. 4a, and the β 's are plotted in Fig. 4b. The α 's first increase linearly with E_z , then α_D bends. Indeed, they must both tend to zero when $E_z \rightarrow 0$ as the inversion symmetry is restored (on average in the alloy). The inflection of α_D at large E_z results from an increase of the HH/LH band gap discussed in more detail in section IV. The β 's also tend to zero when $E_z \rightarrow 0$ but show a more complex behavior. They highlight the prevalence of cubic Rashba interactions (the Dresselhaus components being non-zero but negligible on the scale of Fig. 4b). This is qualitatively consistent with the known existence of a cubic Rashba SOI due to HH/LH mixings by vertical confinement in $[001]$ heterostructures [17, 33, 34]. These interactions will be discussed more quantitatively in section IV. We also plot on Fig. 5 the α 's computed in a superlattice with $N_{\text{Ge}} = 111$ instead of $N_{\text{Ge}} = 112$ Ge MLs. For such an odd number of MLs, the system lacks inversion symmetry down to $E_z = 0$ so that α_D does not vanish. It matches however the 112 MLs data at large E_z where electrical confinement prevails over structural confinement (the hole getting squeezed at the top interface, see Fig. 1). The linear Rashba coefficient α_R is, on the other hand, almost insensitive to the parity of N_{Ge} (and

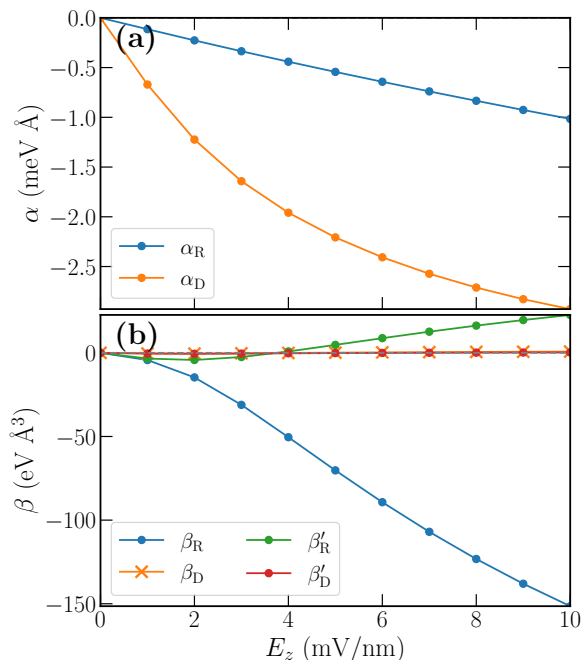


FIG. 4. (a) Linear [Eq. (7)] and (b) cubic [Eq. (9)] Rashba and Dresselhaus coefficients as a function of the vertical electric field E_z , computed in the VC approximation in a (Ge)₁₁₂/(Ge_{0.8}Si_{0.2})₅₆ superlattice.

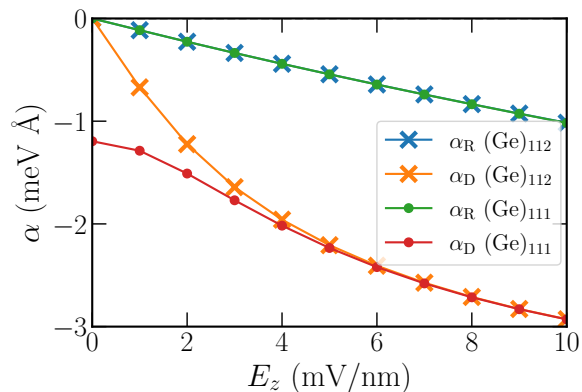


FIG. 5. Linear Rashba and Dresselhaus coefficients [Eq. (7)] as a function of the vertical electric field E_z , computed in the VC approximation in (Ge)₁₁₂/(Ge_{0.8}Si_{0.2})₅₆ and (Ge)₁₁₁/(Ge_{0.8}Si_{0.2})₅₆ superlattices.

is still zero when $E_z = 0$, as expected from section II). The cubic Rashba coefficients (not shown) are, likewise, little dependent on the parity of N_{Ge} , while for odd N_{Ge} the cubic Dresselhaus coefficients remain non-zero (but negligible) when $E_z \rightarrow 0$.

The TB calculations therefore highlight the existence of a linear-in- k spin-orbit interaction in the Ge films, as already evidenced in Refs. [50, 51]. There are, nonetheless, two major differences with these works. First, we account for realistic GeSi alloys (either as RDs or as VCs),

whereas Refs. [50, 51] considered pure Ge/Si superlattices where the spin-orbit interactions are expected to be different (since the confinement is sharper). Second, we find that the spin-orbit coefficients $\alpha_{1,y'}$ (along $[\bar{1}10]$) and $\alpha_{2,x'}$ (along $[110]$) differ in both magnitude and sign, as allowed by the symmetry analysis of section II. According to Eqs. (7), such a SOI can be interpreted in the cubic axes as a dominant Dresselhaus-type interaction with coefficient $\alpha_D = (\alpha_{1,y'} - \alpha_{2,x'})/2$, along with a much smaller Rashba-type interaction with coefficient $\alpha_R = -(\alpha_{1,y'} + \alpha_{2,x'})/2$. The spin splittings calculated in Ref. [50] were, on the opposite, primarily interpreted as the fingerprints of a Rashba interaction. However, as discussed in section III, the spin splittings are not necessarily sufficient to determine the nature of the SOI and shall be seconded with an analysis of the wave functions along the lines of Eqs. (11)–(12). For comparison, we model the (Ge)₄₀/(Si)₂₀ superlattice of Ref. [50] in Appendix B and recover the same qualitative results (but a stronger linear-in- k SOI) that we can unambiguously assign to a Dresselhaus-type interaction. We have also benchmarked TB against *ab initio* calculations, achieving reasonable agreement on the linear Dresselhaus coefficient (see Appendix C).

C. Role of interfaces and interdiffusion

The strong asymmetry between the $[110]$ and $[\bar{1}10]$ axes underlying the Dresselhaus interaction can be related to symmetry breaking by the Ge/GeSi interfaces (IIA) [3, 54, 57]. Indeed, at such an interface, the in-plane projection of all bonds from the Ge well to the GeSi barrier are oriented either along $[110]$ or along $[\bar{1}10]$. The orientation changes each time a ML of Ge is added at the interface. The coefficients $\alpha_{1,y'}$ and $\alpha_{2,x'}$ actually swap (and thus α_D changes sign) when the whole Ge well is shifted up or down by one ML. In Ge wells with an even (odd) number of MLs, the orientation of the bonds is the same (is different) at the two interfaces, whose effects thus add up (cancel each other).

The difference between $\alpha_{1,y'}$ and $\alpha_{2,x'}$ shall thus average out if the interfaces between Ge and GeSi are strongly enough interdiffused. Actually, the symmetry of the heterostructure is then promoted to C_{4v} , which contains a fourfold rotation axis around z . This additional symmetry operation imposes $\alpha_{1,y'} = \alpha_{2,x'}$ according to Table I. The resulting SOI shall therefore appear as a pure Rashba-type interaction in the cubic axis set.

To highlight this trend, we have computed the TB band structures of interdiffused RD alloys. For that purpose, we start from the previous structures with sharp Ge/GeSi interfaces, then randomly swap M pairs of nearest-neighbor atoms in the supercell. The strength of the interdiffusion is hence controlled by the ratio $f = M/N$ between M and the total number of atoms N in the supercell. The resulting Si concentration profiles near the top interface, averaged over 70 realizations

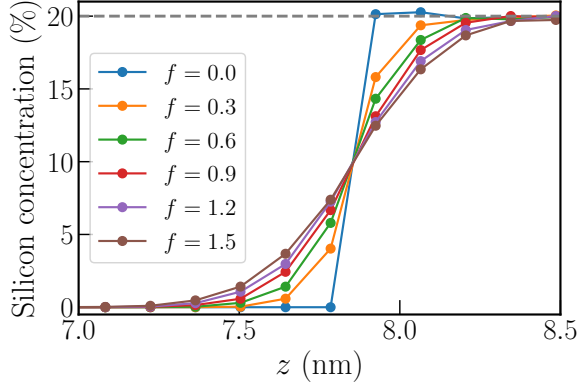


FIG. 6. Silicon concentration profiles near the top interface of interdiffused $(\text{Ge})_{112}/(\text{Ge}_{0.8}\text{Si}_{0.2})_{56}$ superlattices for different fractions f of swapped nearest-neighbor pairs. The center of the Ge well is at $z = 0$.

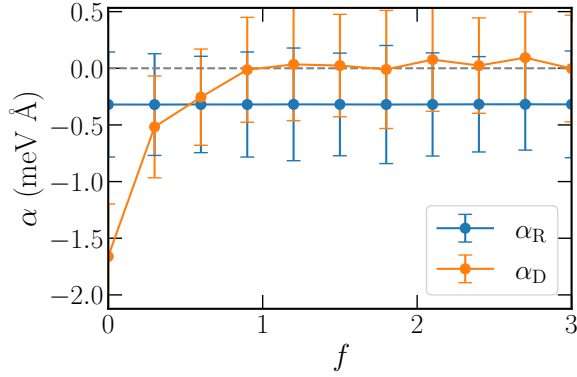


FIG. 7. Linear Rashba and Dresselhaus coefficients [Eq. (7)] computed in $(\text{Ge})_{112}/(\text{Ge}_{0.8}\text{Si}_{0.2})_{56}$ superlattices as a function of the interdiffusion strength f , at vertical electric field $E_z = 3$ mV/nm. The data are computed in supercells with side $L = 32L_0$ and are averaged over 70 realizations of the RD alloy.

of the alloy, are plotted in Fig. 6 for various f 's. The sharp step for $f = 0$ is smoothed over ≈ 6 MLs for $f = 1$. The coefficients α_D and α_R computed with the TB model are plotted as a function of f in Fig. 7 (at vertical electric field $E_z = 3$ mV/nm). As expected, $\alpha_{1,y'} \rightarrow \alpha_{2,x'} \approx 0.31$ meV \AA as soon as $f \gtrsim 1$ so that $\alpha_D \rightarrow 0$. Moreover, the linear Rashba coefficient α_R is almost independent on f . This is further emphasized in Fig. 8, which compares $\alpha_R(f = 2)$ with $\alpha_R(f = 0)$ as a function of the vertical electric field E_z . Therefore, the interdiffusion only suppresses the linear Dresselhaus SOI, while the linear Rashba SOI appears unrelated to the interfaces. We will further discuss its nature in the next section. The same conclusions hold for the cubic Dresselhaus and Rashba components, which are respectively suppressed and (almost) independent on the interdiffusion strength.

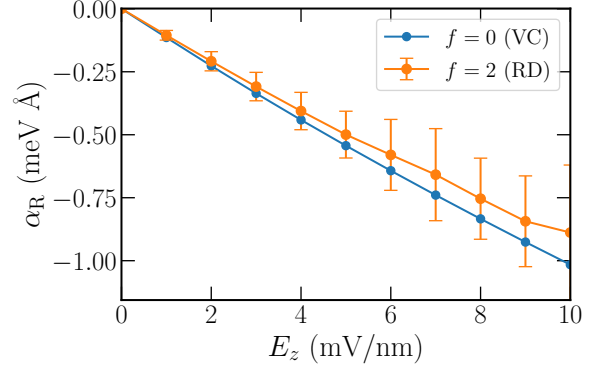


FIG. 8. The Rashba coefficient $\alpha_R(f)$ in $(\text{Ge})_{112}/(\text{Ge}_{0.8}\text{Si}_{0.2})_{56}$ superlattices as a function of the vertical electric field E_z at $f = 0$ and $f = 2$. The data at $f = 2$ are averaged over 20 realizations of the RD alloy, while the data at $f = 0$ are computed in the VC.

IV. NATURE OF THE SPIN-ORBIT INTERACTIONS AND $\mathbf{k} \cdot \mathbf{p}$ MODELS

In this section, we further discuss the nature of the different spin-orbit interactions evidenced in the previous section and their description in the $\mathbf{k} \cdot \mathbf{p}$ approximation. We first introduce the four bands Luttinger-Kohn Hamiltonian, then discuss the linear Dresselhaus interaction, and finally the Rashba interactions.

A. The Luttinger-Kohn Hamiltonian

The Luttinger-Kohn $\mathbf{k} \cdot \mathbf{p}$ Hamiltonian provides the simplest, minimal description of the HH/LH manifold of diamond-like materials [3, 30, 31]. It reads in the basis set of $J_z = \{+\frac{3}{2}, +\frac{1}{2}, -\frac{1}{2}, -\frac{3}{2}\}$ bulk Bloch functions at Γ :

$$H_{\text{LK}} = - \begin{pmatrix} P+Q & -S & R & 0 \\ -S^\dagger & P-Q & 0 & R \\ R^\dagger & 0 & P-Q & S \\ 0 & R^\dagger & S^\dagger & P+Q \end{pmatrix}, \quad (15)$$

where:

$$P = \frac{\hbar^2}{2m_0} \gamma_1 (k_x^2 + k_y^2 + k_z^2) \quad (16a)$$

$$Q = \frac{\hbar^2}{2m_0} \gamma_2 (k_x^2 + k_y^2 - 2k_z^2) \quad (16b)$$

$$R = \frac{\hbar^2}{2m_0} \sqrt{3} [-\gamma_2 (k_x^2 - k_y^2) + 2i\gamma_3 k_x k_y] \quad (16c)$$

$$S = \frac{\hbar^2}{2m_0} 2\sqrt{3}\gamma_3 (k_x - ik_y)k_z, \quad (16d)$$

with γ_1 , γ_2 and γ_3 the Luttinger parameters that characterize the mass of the holes ($\gamma_1 = 13.38$, $\gamma_2 = 4.24$ and $\gamma_3 = 5.69$ in Ge). In biaxial strains $\varepsilon_{xx} = \varepsilon_{yy} = \varepsilon_{\parallel}$,

$\varepsilon_{zz} = \varepsilon_{\perp}$, the HH are further split from the LH Bloch functions by the transformation:

$$Q \rightarrow Q - b_v(\varepsilon_{\parallel} - \varepsilon_{\perp}), \quad (17)$$

where b_v is the uniaxial deformation potential of the valence bands ($b_v = -2.16$ eV in Ge). In the present calculations, $\varepsilon_{\parallel} = -0.63\%$ and $\varepsilon_{\perp} = 0.47\%$ in the Ge well [67].

In Ge/GeSi planar heterostructures, the confined hole wave functions are described by a set of four HH/LH envelopes that fulfill the set of differential equations obtained by substituting $k_z \rightarrow -i\frac{\partial}{\partial z}$ in Eq. (15) [31, 68]. There are, therefore, no explicit relations to the atomic lattice in this envelope functions approximation, so that the LK Hamiltonian is usually more symmetric than expected. As shown below, the main features evidenced in section III can nonetheless be captured with simple corrections to the LK Hamiltonian.

In a finite magnetic field \mathbf{B} , the $J_z = \{+\frac{3}{2}, +\frac{1}{2}, -\frac{1}{2}, -\frac{3}{2}\}$ Bloch functions are also split and mixed by the Zeeman Hamiltonian:

$$H_Z = -2\mu_B(\kappa\mathbf{B} \cdot \mathbf{J} + q\mathbf{B} \cdot \mathbf{J}^3), \quad (18)$$

with \mathbf{J} the spin $\frac{3}{2}$ operator, $\mathbf{J}^3 \equiv (J_x^3, J_y^3, J_z^3)$, μ_B the Bohr magneton, and κ, q the isotropic and cubic Zeeman parameters ($\kappa = 3.41$ and $q = 0.06$ in Ge). The action of \mathbf{B} on the envelopes of the hole is accounted for by the substitution $\mathbf{k} \rightarrow -i\nabla + e\mathbf{A}/\hbar$ in H_{LK} , with $\mathbf{A} = \frac{1}{2}\mathbf{B} \times \mathbf{r}$ the magnetic vector potential.

B. The linear Dresselhaus interaction

As discussed in section III C, the linear Dresselhaus interaction is strongly dependent on the steepness of the Ge/GeSi interfaces. It arises primarily from HH/LH mixings induced by the change of Bloch functions at these interfaces.

The effects of an abrupt interface at $z = z_0$ on the $J = \frac{3}{2}$ manifold can actually be described by the following correction to the LK Hamiltonian [3, 56, 57]:

$$H_{\text{int}} = s_{\text{int}} \frac{ic_{\text{int}}}{2\sqrt{3}} \delta(z - z_0) \begin{pmatrix} 0 & 0 & -1 & 0 \\ 0 & 0 & 0 & -1 \\ 1 & 0 & 0 & 0 \\ 0 & 1 & 0 & 0 \end{pmatrix}, \quad (19)$$

where c_{int} is the coupling strength (in eV Å) and $s_{\text{int}} = \pm 1$ changes sign every time the interface is shifted by one ML. This interface Hamiltonian lowers the symmetry of the original LK Hamiltonian.

The effect of H_{int} on the band structure of the film can be qualitatively captured by a Schrieffer-Wolff (SW) transformation. Let us introduce the pure HH subband states $|n, \pm\frac{3}{2}\rangle$ at $\mathbf{k} = \mathbf{0}$, with energies E_n^{HH} , and the pure LH subband states $|n, \pm\frac{1}{2}\rangle$, with energies E_n^{LH} . The R and S terms of the LK Hamiltonian as well as H_{int} mix

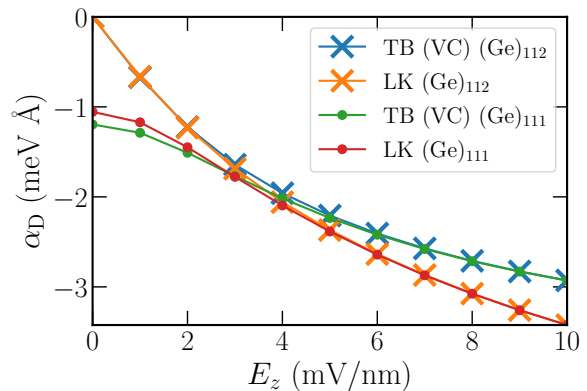


FIG. 9. Comparison between the TB and LK Dresselhaus coefficients α_D computed as a function of the vertical electric field E_z in ≈ 15.9 nm thick Ge films with even/odd number of MLs embedded in $\text{Ge}_{0.8}\text{Si}_{0.2}$ barriers.

these pure HH and LH states at finite \mathbf{k} ; the effective Hamiltonian in the $\{|0, +\frac{3}{2}\rangle, |0, -\frac{3}{2}\rangle\}$ subspace reads to second order in these perturbations:

$$\mathcal{H}_{hh'} = \sum_{l=\pm\frac{1}{2}, n} \frac{\langle 0, h | H_c | n, l \rangle \langle n, l | H'_c | 0, h' \rangle}{E_0^{\text{HH}} - E_n^{\text{LH}}}, \quad (20)$$

where $h, h' = \pm\frac{3}{2}$ and $H_c, H'_c \in \{R, S, H_{\text{int}}\}$. For the sake of demonstration, we shall assume for now that the Luttinger parameters are the same on both sides of the interface, and that $E_0^{\text{HH}} - E_n^{\text{LH}} \approx E_0^{\text{HH}} - E_0^{\text{LH}} = \Delta_{\text{LH}}$ whatever $n \geq 0$. Setting $H_c = H_{\text{int}}$ and $H'_c = S$ (or vice-versa) then yields, thanks to the closure relation $\sum_n \langle z | n, l \rangle \langle n, l | z' \rangle = \delta(z - z')$:

$$\mathcal{H}(\mathbf{k}) = s_{\text{int}} \frac{\gamma_3 c_{\text{int}}}{\Delta_{\text{LH}}} \frac{\hbar^2}{2m_0} \left. \frac{d}{dz} |\psi_0(z)|^2 \right|_{z=z_0} \times (k_x \sigma_1 + k_y \sigma_2), \quad (21)$$

where $\psi_0(z) = \langle z | 0, \pm\frac{3}{2} \rangle$ is the ground-state HH envelope. H_{int} thus gives rise to a linear Dresselhaus interaction whose strength is proportional to c_{int} and γ_3 , and to the gradient of the probability of presence of the hole at the interface. It is also inversely proportional to the fundamental HH-LH band gap Δ_{LH} . In a Ge well with thickness L_W at zero vertical electric field [37],

$$\Delta_{\text{LH}} \approx \frac{2\pi^2 \hbar^2 \gamma_2}{m_0 L_W^2} + 2b_v(\varepsilon_{\parallel} - \varepsilon_{\perp}), \quad (22)$$

where the first term accounts for structural confinement and the second one for strains. The interactions at the two interfaces of the well add up if their s_{int} are different (odd number of Ge MLs), and cancel each other if their s_{int} are the same (even number of Ge MLs), as the gradient of $|\psi_0(z)|^2$ is opposite at the top and bottom interfaces when $E_z = 0$.

The value of c_{int} can be fitted to the TB linear Dresselhaus coefficient α_D . For that purpose, we have modeled

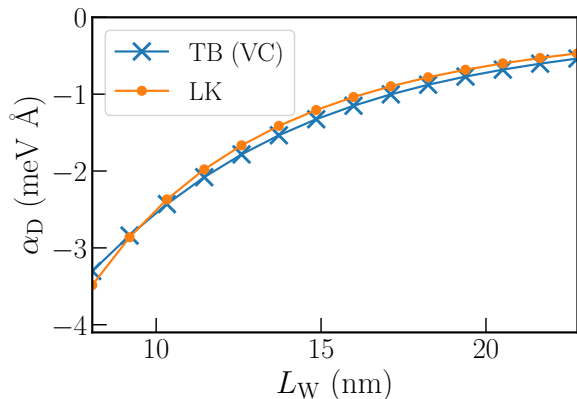


FIG. 10. Comparison between the TB and LK Dresselhaus coefficients α_D computed as a function of the thickness L_W of Ge films with odd number of MLs embedded in $\text{Ge}_{0.8}\text{Si}_{0.2}$ barriers. The vertical electric field is zero.

the same superlattice structures as in TB with a numerical implementation of the four bands LK Hamiltonian including Eq. (19) [69]. We use finite differences with symmetric ordering for the derivatives at the Ge/GeSi interface (e.g., $\gamma_2 k_z^2 \rightarrow -\frac{\partial}{\partial z} \gamma_2 \frac{\partial}{\partial z}$) and discuss the alternative Burt-Foreman ordering [70–73] in Appendix D. The resulting $\mathbf{k} \cdot \mathbf{p}$ band structures and spin splittings are non perturbative and include, therefore, all orders beyond Eq. (20). We reach good agreement at small electric fields E_z using $c_{\text{int}} = 55.9 \text{ meV \AA}$ (see Fig. 9). The parameter s_{int} is actually +1 (resp. -1) when the bonds from Ge to GeSi project onto [110] (resp. $\bar{1}10$). Note, again, that α_D thus changes sign each time the whole Ge well is shifted up or down by one ML. The linear Dresselhaus coefficient α_D bends upwards at large E_z because the increase of the gradient of $|\psi_0(z_0)|^2$ is partly compensated by the increase of the HH-LH band gap Δ_{LH} (the effective, electric width [37] of the well $\ell_E \propto E_z^{-1/3}$ becoming much smaller than its structural thickness L_W [74]). There is a small discrepancy between the $\mathbf{k} \cdot \mathbf{p}$ and TB α_D 's at large E_z , which results from slightly different responses to the electric field.

We also plot in Fig. 10 the α_D 's computed at zero electric field in Ge films with various odd numbers of MLs. The TB trends are again very well reproduced by the $\mathbf{k} \cdot \mathbf{p}$ calculations, which supports the relevance and versatility of Eq. (19). We also emphasize that our model is different from Ref. [50]. Indeed, Ref. [50] assumes some interface-induced HH/LH mixing coefficients a_i and b_i (that shall in principle depend on L_W and E_z), whereas we start from the Hamiltonian, Eq. (19), that gives rise to these mixings (with an unique parameter c_{int} that is independent on L_W and E_z).

We finally plot in Fig. 11 the value of c_{int} computed for different concentrations x of silicon in the $\text{Ge}_{1-x}\text{Si}_x$ alloy. We assume that the heterostructures are grown on a GeSi buffer with the same concentration and no residual in-plane strain (at variance with the former calcula-

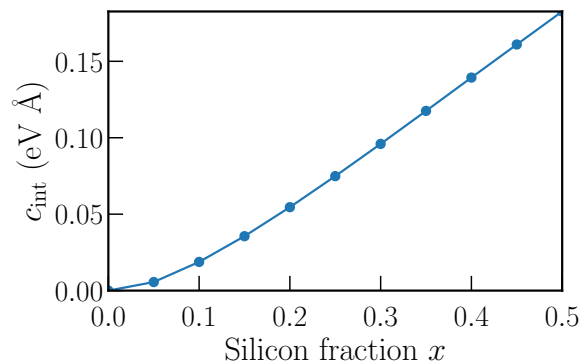


FIG. 11. The coupling strength c_{int} [Eq. (19)] extracted from TB VC calculations as a function of the concentration x of silicon in the $\text{Ge}_{1-x}\text{Si}_x$ alloy. We assume that the heterostructures are grown on a GeSi buffer with the same concentration and no residual in-plane strain.

tions). Therefore, only the Ge well is now strained. The extracted $c_{\text{int}}(x = 0.2) = 55.5 \text{ meV \AA}$ remains nonetheless very close to the value $c_{\text{int}} = 55.9 \text{ meV \AA}$ obtained previously with a residual in-plane strain $\varepsilon_{\parallel} = 0.26\%$ in the buffer. The interface Hamiltonian H_{int} is, therefore, weakly dependent on strains, contrary to the HH-LH band gap Δ_{LH} . As expected, the coupling strength c_{int} increases almost linearly with the silicon fraction except for small x for reasons likely similar to interdiffusion (blurred interfaces).

When the interface gets interdiffused, Eq. (19) can still be used with a rescaled c_{int} . According to the TB calculations, $c_{\text{int}} \approx 0$ once the interface is interdiffused over more than 5 MLs.

C. The linear Rashba interaction

The linear Rashba interaction is independent on the status of the Ge/GeSi interfaces and shows no saturation with increasing E_z . Therefore, it arises most likely from mixings between the valence and conduction bands enabled by the structural inversion asymmetry (SIA) at finite electric field. As a matter of fact, α_R is little dependent on strains, which rules out a direct HH/LH mixing mechanism (whose strength would be $\propto 1/\Delta_{\text{LH}}$, hence be primarily controlled by strains). In extended $\mathbf{k} \cdot \mathbf{p}$ models, there are actually linear-in- k terms coupling the Γ_{8v}/Γ_{7v} valence bands and the lowest Γ_{6c} conduction bands; they do not, however, give rise to a linear Rashba interaction in the HH manifold of a planar heterostructure [3]. On the other hand, couplings between the Γ_{8v}/Γ_{7v} valence bands and the higher-lying Γ_{8c}/Γ_{7c} conduction bands with the same symmetry do so at third-order in pertur-

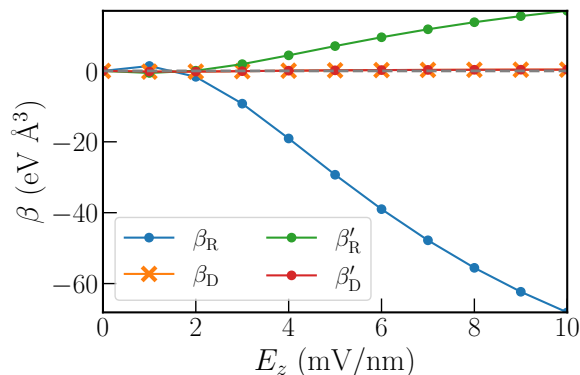


FIG. 12. Cubic [Eq. (9)] Rashba and Dresselhaus coefficients as a function of the vertical electric field E_z , computed with the LK Hamiltonian in a $(\text{Ge})_{112}/(\text{Ge}_{0.8}\text{Si}_{0.2})_{56}$ superlattice.

bation; the resulting linear Rashba coefficient reads [3]:

$$\begin{aligned} \alpha_R &\approx -\frac{eQ^2}{3} \left(\frac{1}{E_0'^2} - \frac{1}{(E_0' + \Delta_0')^2} \right) E_z \\ &\approx (-0.5 \text{ \AA}^2) e E_z, \end{aligned} \quad (23)$$

where E_0' is the gap between the Γ_{8v} valence bands and the Γ_{7c} conduction bands, Δ_0' is the splitting between the Γ_{8c} and Γ_{7c} conduction bands, and Q is an interband momentum matrix element between the Γ_{8v}/Γ_{7v} and Γ_{8c}/Γ_{7c} manifolds [3, 47, 75, 76]. This simple estimate is half the slope of Fig. 4, but the correct order of magnitude. Due to this remote nature, the linear Rashba SOI can only be introduced in LK Hamiltonian as an *ad-hoc* correction in the $J_z = \{+\frac{3}{2}, -\frac{3}{2}\}$ subspace:

$$H_R^{(1)} = \alpha_R (k_x \sigma_2 + k_y \sigma_1), \quad (24)$$

where α_R must be tabulated as a function of the well thickness and electric field with the TB calculations (see, e.g., Fig. 8).

D. The cubic Rashba interaction

The admixture of HH and LH components by vertical confinement is known to give rise to a cubic Rashba interaction whose strength is, in a first approximation, proportional to $1/\Delta_{\text{LH}}$ [3, 17, 33, 34]. This contribution to the cubic Rashba SOI is, therefore, captured by the LK model. The cubic Rashba and Dresselhaus coefficients of the LK model (H_{int} included) are plotted as a function of the vertical electric field E_z in Fig. 12. They are computed non-perturbatively by fitting the $\eta_i(\mathbf{k})$'s obtained from the diagonalization of the LK Hamiltonian of the superlattice (same procedure as for the TB coefficients). They are in qualitative agreement with the TB data (Fig. 4): the cubic Dresselhaus interactions (which result from higher order contributions of H_{int} to the effective Hamiltonian) are negligible with respect to the

cubic Rashba interactions. Yet the TB β_R is $\approx 2\times$ larger than the LK coefficient at high vertical electric field. The LK β_R also shows a “sweet spot” (zero) at small field that does not exist in the TB data. This is particularly relevant because the $\propto \beta_R$ term of Eq. (9) is the only cubic interaction contributing to the Rabi oscillations of disk-shaped dots in the linear response regime [17, 34]. We also assign these discrepancies to the couplings between the HH/LH subspace and remote conduction and valence bands [3, 47, 75, 76]. The inclusion of the split-off, $J = \frac{1}{2}$ valence bands only (6 bands, Dresselhaus-Kipp-Kittel $\mathbf{k} \cdot \mathbf{p}$ model [77]) however lowers the cubic Rashba coefficients at high field and further degrades the comparison with TB data.

V. APPLICATION TO GE HOLE SPIN QUBITS

We now address the effects of the linear Rashba and Dresselhaus interactions on the physics of Germanium devices. The linear Dresselhaus interaction is likely difficult to detect in magneto-transport experiments that probe the devices over long length scales [78–80], as it will be averaged out by interface steps (or superseded by the cubic Rashba at large Fermi wave vector [81]). It may, however, survive at the scale of a quantum dot if interdiffusion is locally limited. The interdiffusion lengths reported in the literature are in fact pretty long [64, 82], but it remains unclear how homogeneous and symmetric (top/bottom interfaces) they are. We analyze, therefore, the impact of the linear Rashba and Dresselhaus interactions on the manipulation of Ge hole spin qubits in the “best case” scenario (no interdiffusion) in order to assess their maximal impact. We first remind the analytical expressions for the Rabi frequency in a simple model with harmonic in-plane confinement potential. We compare, in particular, the contributions of these interactions with those of the g -TMR mechanisms discussed in Refs. [38] and [44]. We then highlight that the effective interface Hamiltonian, Eq. (19), also gives rise to g -factor corrections. We finally support this analysis with numerical simulations on a realistic structure.

A. Analytical estimates of the Rabi frequencies

We first consider a simple analytical model for a quantum dot confined in a Ge/GeSi heterostructure by the electric field from accumulation or depletion gates. We assume a Ge well with thickness L_W , a homogeneous vertical electric field E_z , and a harmonic in-plane confinement potential

$$V(x, y) = -\frac{\hbar^2}{2m_{\parallel} r_{\parallel}^4} (x^2 + y^2) \quad (25)$$

with m_{\parallel} the in-plane mass of the heavy holes. If the vertical confinement is much stronger than the in-plane con-

finement ($r_{\parallel} \gg L_W$), the ground-state is a HH pseudo-spin doublet

$$\{|\uparrow\rangle \approx |\varphi_0\rangle|0, +\frac{3}{2}\rangle, |\downarrow\rangle \approx |\varphi_0\rangle|0, -\frac{3}{2}\rangle\}, \quad (26)$$

where φ_0 is the eigenfunction of the 2D harmonic oscillator:

$$\varphi_0(x, y) = \frac{1}{\sqrt{\pi}r_{\parallel}} \exp\left(-\frac{x^2 + y^2}{2r_{\parallel}^2}\right). \quad (27)$$

This doublet is split by a homogeneous magnetic field \mathbf{B} whose action in the $\{|\uparrow\rangle, |\downarrow\rangle\}$ subspace can be described by the effective Zeeman Hamiltonian

$$\tilde{H}_Z = -\frac{1}{2}\mu_B(g_x B_x \sigma_1 + g_y B_y \sigma_2 + g_z B_z \sigma_3) \quad (28)$$

with μ_B the Bohr magneton and g_u the gyromagnetic factors. For a pure HH in bulk Ge, $g_z = g_{\perp} = 6\kappa + 27q/2 = 21.3$ and $g_x = -g_y = g_{\parallel} = 3q = 0.18$ from Eq. (18). Vertical, lateral and magnetic confinements however admit a small LH component into Eq. (26) and decrease g_{\perp} down to ≈ 13.5 and g_{\parallel} down to ≈ 0.15 ($L_W = 16$ nm, $r_{\parallel} = 30$ nm) [37, 44, 48]. The Larmor frequency of the doublet is thus $f_L = \omega_L/(2\pi) = \mu_B \sqrt{g_{\parallel}^2 B_{\parallel}^2 + g_{\perp}^2 B_z^2}/h$ with $B_{\parallel} = \sqrt{B_x^2 + B_y^2}$.

A hole in the $\{|0, +\frac{3}{2}\rangle, |0, -\frac{3}{2}\rangle\}$ subbands is moreover subject to Rashba and Dresselhaus SOIs. Leaving out cubic interactions for now, the spin-orbit Hamiltonian

$$H_{so} = \frac{\alpha_D}{\hbar}(p_x \sigma_1 + p_y \sigma_2) + \frac{\alpha_R}{\hbar}(p_x \sigma_2 + p_y \sigma_1) \quad (29)$$

couple the spin of the hole to its velocity; shaking the dot as a whole with a homogeneous AC electric field $E_x = E_{ac} \cos(\omega_L t)$ resonant with the Larmor frequency can thus give rise to Rabi oscillations.

We can find the Rabi frequency with a simplified semi-classical treatment of the momentum operators in Eq. (29). When driven, the dot moves by $\delta x(t) = \delta x_{ac} \cos(\omega_L t)$, where $\delta x_{ac} = eE_{ac} m_{\parallel} r_{\parallel}^4 / \hbar^2$, and acquires a classical momentum:

$$p_x(t) = m_{\parallel} v_x(t) = -m_{\parallel} \delta x_{ac} \omega_L \sin(\omega_L t). \quad (30)$$

The effective time-dependent Hamiltonian for the $\{|\uparrow\rangle, |\downarrow\rangle\}$ doublet reads therefore:

$$\begin{aligned} \tilde{H}_s = & -\frac{1}{2}\mu_B(g_{\parallel} B_x \sigma_1 - g_{\parallel} B_y \sigma_2 + g_{\perp} B_z \sigma_3) \\ & -\frac{1}{\hbar} m_{\parallel} \omega_L (\alpha_D \sigma_1 + \alpha_R \sigma_2) \delta x_{ac} \sin(\omega_L t). \end{aligned} \quad (31)$$

We next introduce

$$\boldsymbol{\Omega}' = \frac{2}{\hbar^2} m_{\parallel} \omega_L \delta x_{ac} \begin{pmatrix} \alpha_D \\ \alpha_R \\ 0 \end{pmatrix} \quad (32)$$

as well as the unit vectors $\boldsymbol{\omega}' = \boldsymbol{\Omega}'/|\boldsymbol{\Omega}'|$ and $\boldsymbol{\omega} = \mu_B(g_{\parallel} B_x, -g_{\parallel} B_y, g_{\perp} B_z)/(\hbar\omega_L)$, so that

$$\tilde{H}_s = -\frac{1}{2}\hbar\omega_L \sigma_{\boldsymbol{\omega}} - \frac{1}{2}\hbar|\boldsymbol{\Omega}'| \sin(\omega_L t) \sigma_{\boldsymbol{\omega}'}, \quad (33)$$

with $\sigma_{\mathbf{u}} = u_x \sigma_1 + u_y \sigma_2 + u_z \sigma_3$. We finally split $\boldsymbol{\Omega}' = \boldsymbol{\Omega}'_{\parallel} \boldsymbol{\omega} + \boldsymbol{\Omega}'_{\perp}$ into components parallel and perpendicular to $\boldsymbol{\omega}$, and get:

$$\begin{aligned} \tilde{H}_s = & -\frac{1}{2}\hbar \left[\omega_L + \boldsymbol{\Omega}'_{\parallel} \sin(\omega_L t) \right] \sigma_{\boldsymbol{\omega}} \\ & -\frac{1}{2}\hbar |\boldsymbol{\Omega}'_{\perp}| \sin(\omega_L t) \sigma_{\boldsymbol{\omega}'_{\perp}}, \end{aligned} \quad (34)$$

where $\boldsymbol{\omega}'_{\perp}$ is the unit vector along $\boldsymbol{\Omega}'_{\perp}$. In the rotating wave approximation, the Rabi frequency at resonance is then simply

$$\begin{aligned} f_R = & \frac{1}{4\pi} |\boldsymbol{\Omega}'_{\perp}| = \frac{1}{4\pi} |\boldsymbol{\omega} \times \boldsymbol{\Omega}'| \\ = & \frac{1}{2\pi\hbar^3} m_{\parallel} \delta x_{ac} \mu_B \left[g_{\parallel}^2 (\alpha_R B_x + \alpha_D B_y)^2 \right. \\ & \left. + g_{\perp}^2 B_z^2 (\alpha_R^2 + \alpha_D^2) \right]^{1/2}. \end{aligned} \quad (35)$$

This is the same result as the full quantum mechanical treatment of Refs. [35, 40, 41]. Since $g_{\perp} \gg g_{\parallel}$, the Rabi frequency at constant magnetic field strength $B = |\mathbf{B}|$ has, in a first approximation, a $\propto B_z$ envelope (this argument also holds for cubic Rashba SOI, whose contribution to the Rabi frequency also shows an approximate $\propto B_z$ envelope [44]). At constant Larmor frequency f_L on the other hand, the Rabi frequency for an in-plane magnetic field oriented along the unit vector $\mathbf{b} = (b_x, b_y)$ is:

$$f_R(b_x, b_y) = f_L \frac{m_{\parallel}}{\hbar^2} |\alpha_R b_x + \alpha_D b_y| \delta x_{ac}, \quad (36)$$

while for a magnetic field along z :

$$f_R(\mathbf{B} \parallel \mathbf{z}) = f_L \frac{m_{\parallel}}{\hbar^2} \sqrt{\alpha_R^2 + \alpha_D^2} \delta x_{ac}. \quad (37)$$

The Dresselhaus interaction does not contribute when $\mathbf{B} \parallel \mathbf{x}$, while the Rashba interaction does not contribute when $\mathbf{B} \parallel \mathbf{y}$ (since \tilde{H}_Z and H_{so} then share the same pseudo-spin eigenvectors).

We can give estimates of f_R for the devices modeled in Refs. [38, 44] and reproduced in Fig. 13. We focus on in-plane magnetic fields ($B_z = 0$), which best decouple the heavy holes from hyperfine dephasing noise. The quantum dot is shaped by the potential V_C applied to the central C gate with all side gates grounded. The hole is driven by opposite modulations $\delta V_L = -\delta V_R = (V_{ac}/2) \cos \omega_L t$ on the L and R gates. For a small bias $V_C = -40$ mV, the vertical electric field is $E_z \approx 0.25$ mV/nm, the radius of the dot is $r_{\parallel} \approx 27$ nm, and $\delta x_{ac}/V_{ac} \approx 0.85$ nm/mV. From Figs. 8 and 9, we estimate $\alpha_D = -1.20$ meV Å and $\alpha_R = -0.029$ meV Å (assuming, as a best case scenario, an odd number of Ge

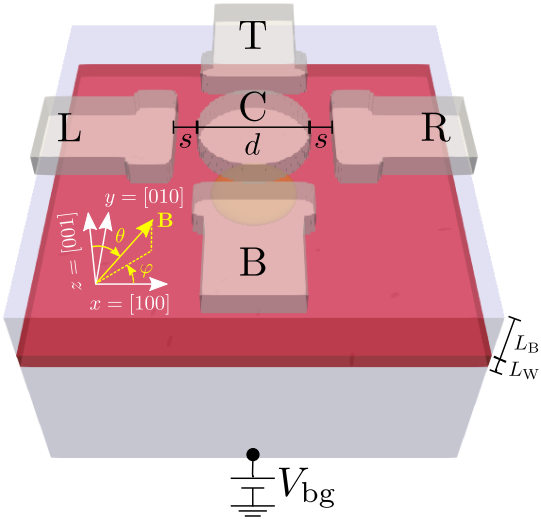


FIG. 13. The hole spin qubit device. The Ge well (red) is $L_W = 16$ nm thick, the upper $\text{Ge}_{0.8}\text{Si}_{0.2}$ barrier (light blue) is $L_B = 50$ nm thick, the diameter of the C gate is $d = 100$ nm and the gap with the side gates is $s = 20$ nm. All gates are embedded in Al_2O_3 , and are insulated from the heterostructure by 5 nm of this material. The substrate below the 150 nm thick lower barrier acts as an effective back gate, which can be used to tune independently the depth of the quantum dot and the vertical electric field, but is grounded in the present work. We assume, as in Ref. [64], that the $\text{Ge}_{0.8}\text{Si}_{0.2}$ barriers are not fully relaxed, and experience residual in-plane strain $\varepsilon_{xx} = \varepsilon_{yy} = \varepsilon_{\parallel} = 0.26\%$ and out-of-plane strain $\varepsilon_{zz} = \varepsilon_{\perp} = -0.19\%$. Consequently, the strains in the Ge well are $\varepsilon_{\parallel} = -0.63\%$ and $\varepsilon_{\perp} = 0.47\%$. The yellow contour is the isodensity surface that encloses 90% of the ground-state hole charge at $V_C = -40$ mV.

MLs with no interdiffusion). The mass of the holes, inferred from the band structure, is $m_{\parallel} = 0.077 m_0$ (with m_0 the bare electron mass). At $f_L = 5$ GHz, the Rabi frequencies computed from Eq. (36) are thus

$$f_R(\mathbf{B} \parallel \mathbf{x}) = 0.012 \text{ MHz/mV} \quad (38a)$$

$$f_R(\mathbf{B} \parallel \mathbf{y}) = 0.52 \text{ MHz/mV}. \quad (38b)$$

They are normalized for a drive amplitude $V_{ac} = 1$ mV. These frequencies are rather small. In particular, the Rashba interaction competes with the non-separability (NS) mechanism discussed in Ref. [44] [$f_R(\mathbf{B} \parallel \mathbf{x}) \approx 4.5$ MHz/mV], and more so with the strain-induced g -TMR introduced in Ref. [38] [$f_R(\mathbf{B} \parallel \mathbf{x}) \approx 60$ MHz/mV]. It is, therefore negligible with respect to these two mechanisms. The Dresselhaus interaction, if not washed out by interdiffusion, enables Rabi oscillations for $\mathbf{B} \parallel \mathbf{y}$, where both the NS and strain-induced g -TMR are forbidden (at least in the LK model). As $\delta x_{ac} \propto 1/\omega_{\parallel}^2 \propto r_{\parallel}^4$, the Rashba and Dresselhaus contributions to the Rabi frequency scale as r_{\parallel}^4 , while the NS contribution shows a weak dependence on r_{\parallel} and may thus be overcome in large dots. The strain-induced g -TMR does, however, also scale close to r_{\parallel}^4 , and can therefore hardly be out-

weighed by the linear Rashba and Dresselhaus interactions.

At larger vertical electric field, α_D and α_R can increase significantly. At the maximum electric field $E_z = 3$ mV/nm, above which the hole is pulled out from the well to the surface of the heterostructure [83], $\alpha_D = -1.77$ meV \AA and $\alpha_R = -0.34$ meV \AA , so that $f_R(\mathbf{B} \parallel \mathbf{x}) = 0.14$ MHz/mV and $f_R(\mathbf{B} \parallel \mathbf{y}) = 0.76$ MHz/mV ($f_L = 5$ GHz). They remain nonetheless negligible with respect to strain-induced g -TMR.

To conclude this discussion, we would like to remind that there exists other linear Rashba interactions not captured by the present atomistic calculations in planar systems. The first one is the direct linear Rashba interaction specific to 1D systems such as nanowires [4, 5]. It arises from HH/LH mixings by the R and S terms of the LK Hamiltonian, and is therefore the 1D counterpart of the cubic Rashba interaction in 2D heterostructures. It is irrelevant in symmetric (disk-shaped) quantum dots, but can be significant in elongated (“squeezed”) ones that look more one-dimensional [35]. This direct Rashba interaction is, however, sizable only when the small in-plane axis of the dot is comparable to its thickness ℓ_E . This condition is very stringent and difficult to achieve in buried heterostructures. The dot can, in principle, be squeezed by applying positive gate voltages on the L and R (or B and T) gates of Fig. 13, but the hole gets pulled out from the well and trapped at the GeSi/ Al_2O_3 interface [83] long before direct Rashba prevails over the NS mechanism in all cases we have investigated up to now. Inhomogeneous strains (due to process and cool down stress for example) also give rise to a linear-in-momentum SOI that can be much stronger than the present interactions [38]. This strain-induced SOI is, nonetheless, itself superseded by strain-induced g -TMR under in-plane magnetic fields. The g -TMR mechanisms thus generally prevail over the linear Rashba and Dresselhaus interactions when the magnetic field lies in the plane of the heterostructure.

B. g -factor corrections

Besides the Dresselhaus interaction, the interface Hamiltonian, Eq. (19), also gives rise to g -factor corrections. This can be evidenced with the same Schrieffer-Wolff transformation as in Eq. (20), now using $H_c = H_{\text{int}}$, $H'_c = H_Z$ or vice-versa. The resulting effective Hamiltonian is:

$$\mathcal{H} = \frac{s_{\text{int}} c_{\text{int}}}{\Delta_{\text{LH}}} |\psi_0(z_0)|^2 \kappa \mu_B (B_y \sigma_1 - B_x \sigma_2). \quad (39)$$

Equation (28) can then be generalized as:

$$\tilde{H}_Z = -\frac{1}{2} \mu_B \boldsymbol{\sigma} \cdot \hat{g} \mathbf{B}, \quad (40)$$

where $\boldsymbol{\sigma} = (\sigma_1, \sigma_2, \sigma_3)$ and \hat{g} is the g -matrix or tensor:

$$\hat{g} = \begin{pmatrix} g_{\parallel} & -g_{\otimes} & 0 \\ g_{\otimes} & -g_{\parallel} & 0 \\ 0 & 0 & g_{\perp} \end{pmatrix} \quad (41)$$

with

$$g_{\otimes} = 2\kappa \frac{s_{\text{int}} c_{\text{int}}}{\Delta_{\text{LH}}} |\psi_0(z_0)|^2. \quad (42)$$

The g -matrix is actually diagonal in the primed Pauli matrices and coordinates introduced in section II:

$$\tilde{H}_Z = -\frac{1}{2} \mu_B (g_{x'} B_{x'} \sigma'_1 + g_{y'} B_{y'} \sigma'_2 + g_{\perp} B_z \sigma'_3), \quad (43)$$

where:

$$g_{x'} = g_{\otimes} - g_{\parallel} \quad (44a)$$

$$g_{y'} = g_{\otimes} + g_{\parallel}. \quad (44b)$$

The principal magnetic axes of the dot are, therefore, x' , y' , and z , and the principal g -factors $g_{x'}$ and $g_{y'}$ differ in magnitude [43]. The g -factor correction g_{\otimes} is proportional to the probability of presence of the hole at the interface. In a Ge well, the corrections at both interfaces add up if s_{int} is the same (even number of MLs), and cancel if s_{int} is different (odd number of MLs). This is, remarkably, the opposite trend as for the Dresselhaus coefficient α_{D} originating from the same H_{int} .

The sign and magnitude of the g -factor correction hence depends critically on the number (even/odd) of Ge MLs in the well, on the position of the well (the sign of g_{\otimes} changes each time the whole Ge well is shifted by one ML), and on the degree of interdiffusion. We will further estimate the strength of g_{\otimes} with numerical simulations in the next paragraph.

C. Numerical calculations

In order to make a more detailed assessment of the effects of the different SOIs on Ge spin qubits, we have performed comprehensive numerical simulations on the device of Fig. 13. For that purpose, we solve Poisson's equation for the potential with a finite volumes method, then compute the hole wave functions with a finite differences implementation of the LK model, and finally calculate the Rabi frequencies with a numerical g -matrix formalism [43]. We only account for the linear Dresselhaus SOI (with the interface Hamiltonian H_{int}) and leave out the smaller linear Rashba interaction. We also assume for the sake of simplicity that the strains are homogeneous in the device (no additional SOIs due to inhomogeneous cool-down strains [38]).

The Rabi frequencies calculated at $V_C = -40$ mV are displayed in Fig. 14 in two relevant limiting cases: an ideal Ge well with abrupt interfaces and an even (first row) or odd number of MLs (second row). They are

plotted as a function of the orientation of the magnetic field characterized by the polar and azimuthal angles θ and φ defined in Fig. 13. The hole is driven by opposite modulations $\delta V_L = -\delta V_R = (V_{\text{ac}}/2) \cos \omega_L t$ on the L and R gates as in section VA. In the linear response regime, $\delta x_{\text{ac}} \propto V_{\text{ac}}$ so that f_{R} is proportional to both B and V_{ac} [see Eq. (35)]. The Rabi frequency is thus normalized at constant magnetic field $B = 1$ T and drive amplitude $V_{\text{ac}} = 1$ mV in panels (a, d). Practically, many experiments are however performed at constant Larmor frequency f_L rather than constant B . The Rabi frequency at $f_L = 5$ GHz is, therefore, also plotted in panels (b, e), along with a line cut at $\theta = 90^\circ$ (in-plane magnetic field) in panels (c, f). The Rabi frequency computed without interface correction ($c_{\text{int}} = 0$) is also reported as a dotted gray line in these two panels. The complete map of Rabi frequency in that reference case can be found in Ref. [44].

In Fig. 14a, the sharp feature at $\theta = 90^\circ$ is dominated by the g -TMR NS mechanism arising from the coupling between the in-plane and vertical motions of the hole in the non-separable confinement potential and drive field [44]. The out-of plane, $\propto B_z$ background results from the linear Dresselhaus and cubic Rashba SOIs. Their contributions are cut off in-plane by the small g -factors g_x and g_y [see Eq. (35)]. The balance between these two interactions can be assessed by comparing the Rabi frequencies along z at finite c_{int} (linear Dresselhaus plus cubic Rashba SOIs) and at $c_{\text{int}} = 0$ (cubic Rashba SOI only). In the present case (even number of Ge MLs), α_{D} is small because symmetry is broken only by the weak vertical electric field of the gates. Yet the linear Dresselhaus interaction already outweighs cubic Rashba SOI [$f_{\text{R}}(\mathbf{B} \parallel \mathbf{z}) = 1.96$ MHz/mV/T at $c_{\text{int}} = 55.9$ meV \AA vs $f_{\text{R}}(\mathbf{B} \parallel \mathbf{z}) = 0.61$ MHz/mV/T at $c_{\text{int}} = 0$]. Using Eq. (35) along z and y we estimate $\alpha_{\text{D}} \approx -0.19$ meV \AA , which would correspond to an average vertical electric field $E_z = 0.29$ mV/nm according to Fig. 9, in line with the estimates of section VA. The prevalence of linear Dresselhaus SOI is even more striking for an odd number of Ge MLs (Fig. 14d), where $f_{\text{R}}(\mathbf{B} \parallel \mathbf{z}) = 18.34$ MHz/mV/T is ≈ 30 times larger than for cubic Rashba SOI only ($\alpha_{\text{D}} \approx -1.20$ meV \AA as estimated in section VA). The in-plane g -TMR feature is almost unchanged but becomes hardly visible on the scale of Fig. 14d. If the interfaces are not too much interdiffused, the linear Dresselhaus interaction shall therefore dominate over cubic Rashba SOI (although the LK model may underestimate the latter).

Nonetheless, the linear Dresselhaus and cubic Rashba SOIs remain far less efficient than the in-plane g -TMR mechanisms at given Larmor frequency. Indeed, $|\mathbf{B}|$ must be rapidly decreased once the magnetic field goes out of plane since $g_{\perp} \gg g_{\parallel}$ (Fig. 14b,e). The line cuts of panels (c, f) highlight the role of H_{int} on the in-plane physics. For an odd number of Ge MLs, the whole plot is shifted (with respect to $c_{\text{int}} = 0$) by a small angle $\delta\varphi$ as a result of the interference between the NS mechanism (with a $\propto \cos \varphi$ dependence) and the linear Dresselhaus

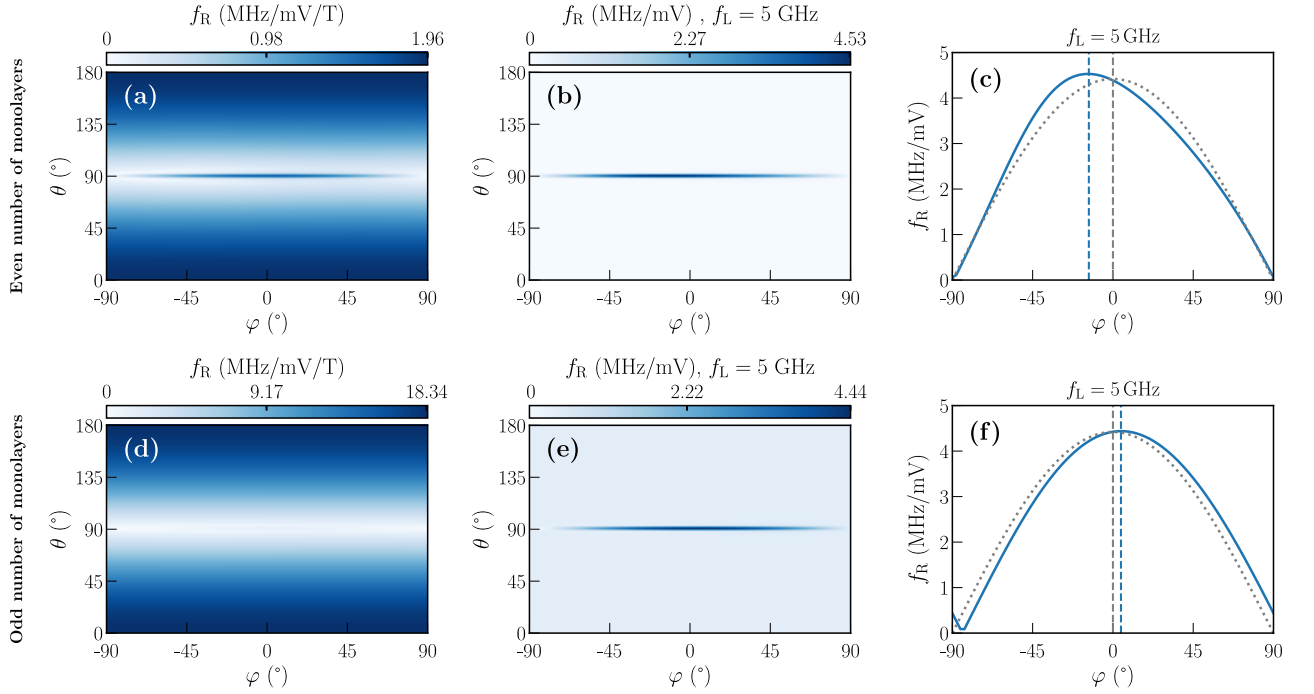


FIG. 14. (a) Rabi frequency f_R as a function of the angles θ and φ of the magnetic field defined in Fig. 13, at constant magnetic field strength $B = 1$ T and drive amplitude $V_{ac} = 1$ mV ($V_C = -40$ meV). (b) Same at constant Larmor frequency $f_L = 5$ GHz. (c) Line cut of panel (b) at $\theta = 90^\circ$ (solid blue line). The dotted gray line is the Rabi frequency computed at $c_{int} = 0$, and the vertical dashed lines highlight the maximum Rabi frequency. We have assumed perfect interfaces and an even number of Ge MLs. (d, e, f) Same as (a, b, c) for an odd number of Ge MLs.

SOI (with a $\propto \sin \varphi$ dependence). As a consequence, the Rabi “sweet spot” ($f_R = 0$) and the Rabi “hot spot” (f_R maximum) are moved away, respectively, from $\mathbf{B} \parallel \mathbf{y}$ and $\mathbf{B} \parallel \mathbf{x}$ [$f_R(\mathbf{B} \parallel \mathbf{y}) = 0.44$ MHz/mV, close to the estimate of Eqs. (38)]. The shift $\delta\varphi$ is negligible for an even number of Ge MLs (α_D being much smaller), yet the whole plot is significantly skewed and the Rabi “hot spot” displaced by an even larger $\delta\varphi_{max}$. This now results from the imbalance between the in-plane g -factors $|g_{x'}|$ and $|g_{y'}|$ discussed in section VB. As a matter of fact, $|g_{x'}| = 0.131 \approx |g_{y'}| = 0.128$ for an odd number of Ge MLs, but $g_{x'} = -0.147$ and $g_{y'} = 0.113$ for an even number of Ge MLs. The magnetic field needed to reach $f_L = 5$ GHz is therefore larger at $\varphi = +45^\circ$ than at $\varphi = -45^\circ$, and so is the Rabi frequency. The difference $|g_{x'}| - |g_{y'}|$, although small, can be a significant fraction of the in-plane g -factors and thus shift the Rabi hot spot by $|\delta\varphi_{max}| > 10^\circ$. The L/R/T/B gates may be rotated by 45° in order to drive the dot along $x' = [110]$ and best benefit from the smaller $|g_{x'}|$. Yet α_D changes sign each time the whole Ge well is shifted up or down by one ML, which would give rise to significant device-to-device variations of $f_R(\mathbf{B} \parallel \mathbf{x}')$ (of the order of $(|g_{x'}| - |g_{y'}|)/(|g_{x'}| + |g_{y'}|) = \pm 13\%$). In the present set up (with the side gates laid down along the $\{100\}$ axes), the Rabi frequency along x is independent on the status of the Ge/GeSi interfaces since the Dresselhaus interaction SOI does not give rise to Rabi oscillations for that orientation.

It is, however, non optimal (the hot spot being either on the right or left of $\varphi = 0$ depending on the number of Ge MLs and position of the interfaces).

In the presence of interdiffusion and/or interface steps, the effective value of c_{int} will be renormalized down. This can give rise to a significant variability of the out-of-plane Rabi frequencies [29], $f_R(\mathbf{B} \parallel \mathbf{z})$ being expected to range from about 0.6 MHz/mV/T at $c_{int} = 0$ up to 18.34 MHz/mV/T at $c_{int} = 55.9$ meV \AA (Fig. 14d). The in-plane Rabi frequencies will be far less affected, as evidenced by the solid blue and dotted gray lines of Figs. 14c and 14f.

VI. CONCLUSIONS

To conclude, we have investigated the spin-orbit interactions arising in the valence band of planar Ge/GeSi heterostructures with atomistic tight-binding calculations, and we have discussed their impact on the operation of Ge/GeSi spin qubits. We have shown, in particular, that symmetry breaking by the Ge/GeSi interfaces gives rise to a linear-in-momentum Dresselhaus-type SOI for heavy holes. The strength α_D of this interaction is strongly dependent on the parity of the number of Ge monolayers in the well, on its position (α_D changes sign each time the Ge well is shifted up or down by one monolayer), and on the degree of interdiffusion of the Ge/GeSi inter-

face(s). It is, indeed, almost completely suppressed when the interfaces are interdiffused over more than 5 monolayers. Furthermore, the tight-binding calculations also highlight the existence of a small linear Rashba-type SOI on top of the usual cubic Rashba interaction. This linear Rashba SOI is not related to the Ge/GeSi interfaces but arises from the mixing between the HH/LH manifold and the remote conduction bands allowed by the structural inversion asymmetry of the heterostructure.

These linear-in-momentum spin-orbit interactions may be leveraged to drive hole spin qubits. The Dresselhaus component can actually be stronger than cubic Rashba SOI and may dominate the physics of quasi-circular dots under out-of-plane magnetic fields (provided the strains are homogeneous [38]). It is possibly a significant source of device-to-device variability given its sensitivity to the status of the interfaces. When the magnetic field lies in-plane (as is the case in most experiments), it however competes with g -tensor modulation resonance mechanisms that are usually more efficient (motion in non-separable and inhomogeneous confinement potentials and drive fields [44], motion in inhomogeneous strains [38]). Nonetheless, the same interface-induced HH/LH mixings that give rise to the linear Dresselhaus SOI also shift the g -factors of the holes, possibly leaving visible fingerprints in the in-plane properties. Interdiffused interfaces shall, therefore, actually show less variability than sharp interfaces.

The Luttinger-Kohn, four bands $\mathbf{k} \cdot \mathbf{p}$ Hamiltonian can be corrected with interface terms that provide a reliable description of the linear Dresselhaus interaction and of the g -factor shifts. It still misses, nonetheless, the linear Rashba SOI and underestimates the cubic Rashba SOI (with respect to tight-binding). The Rashba interactions do not, however, appear to dominate the physics of spin qubit devices in most practical cases where the magnetic field lies in-plane.

The spin-orbit interactions discussed in this work are not specific to Ge/GeSi interfaces and may, in particular, be relevant for (sharp enough) Si/SiO₂ interfaces. While the contributions of the Si/SiO₂ interfaces to the spin-orbit interactions of electrons have been extensively investigated [58, 59, 84–88], the case of holes remains unexplored.

ACKNOWLEDGEMENTS

This work is supported by the French National Research Agency under the programme “France 2030” (PEPR PRESQUILE - ANR-22-PETQ-0002). JCAU is supported by a fellowship from the Fundación General CSIC’s ComFuturo programme which has received funding from the European Union’s Horizon 2020 research and innovation programme under the Marie Skłodowska-Curie grant agreement No. 101034263.

Appendix A: Spin $\frac{3}{2}$ transformations

The $|0, \pm \frac{3}{2}\rangle$ states transform under the symmetry operations as the bulk $|J = \frac{3}{2}, J_z = \pm \frac{3}{2}\rangle$ Bloch functions [3]:

$$|J = \frac{3}{2}, J_z = +\frac{3}{2}\rangle = -\frac{1}{\sqrt{2}} (|X\rangle + i|Y\rangle) \otimes |\uparrow\rangle \quad (\text{A1a})$$

$$|J = \frac{3}{2}, J_z = -\frac{3}{2}\rangle = +\frac{1}{\sqrt{2}} (|X\rangle - i|Y\rangle) \otimes |\downarrow\rangle, \quad (\text{A1b})$$

where $|X\rangle$ and $|Y\rangle$ transform as the p_x and p_y orbitals (or as the x and y coordinates). The physical spin \mathbf{S} is quantized along z , and the phase chosen so that $S_x = \frac{1}{2}\hbar\sigma_1$, $S_y = \frac{1}{2}\hbar\sigma_2$ and $S_z = \frac{1}{2}\hbar\sigma_3$ in the $\{|\uparrow\rangle, |\downarrow\rangle\}$ basis set. The symmetry operations must be applied to both the orbital and spin parts [3, 89], so that the $\frac{3}{2}$ spins do not necessarily transform like $\frac{1}{2}$ spins although they are routinely mapped onto an effective pseudospin.

We can alternatively work with the following $|J = \frac{3}{2}, J_z = \pm \frac{3}{2}\rangle'$ Bloch functions:

$$\begin{aligned} |J = \frac{3}{2}, J_z = +\frac{3}{2}\rangle' &= -\frac{e^{-i\frac{\pi}{8}}}{\sqrt{2}} (|X'\rangle + i|Y'\rangle) \otimes |\uparrow\rangle \\ &= e^{-i\frac{3\pi}{8}} |J = \frac{3}{2}, J_z = +\frac{3}{2}\rangle \end{aligned} \quad (\text{A2a})$$

$$\begin{aligned} |J = \frac{3}{2}, J_z = -\frac{3}{2}\rangle' &= +\frac{e^{i\frac{\pi}{8}}}{\sqrt{2}} (|X'\rangle - i|Y'\rangle) \otimes |\downarrow\rangle \\ &= e^{i\frac{3\pi}{8}} |J = \frac{3}{2}, J_z = -\frac{3}{2}\rangle, \end{aligned} \quad (\text{A2b})$$

where $|X'\rangle$ and $|Y'\rangle$ now transform as $p_{x'}$ and $p_{y'}$ orbitals. In the $|J = \frac{3}{2}, J_z = \pm \frac{3}{2}\rangle'$ basis set, the Pauli matrices transform as in Table I, which leaves Eqs. (5) and (6) as possible invariants. In the $|J = \frac{3}{2}, J_z = \pm \frac{3}{2}\rangle$ basis set, the possible invariants are equivalently Eqs. (7) and (9).

Appendix B: Case of a Ge/Si superlattice

We have benchmarked TB against the pseudo-potential calculations of Ref. [50]. For that purpose, we have simulated the same (Ge)₄₀/(Si)₂₀ superlattice with pure Si barriers. The TB spin splitting computed at $E_z = 10$ meV/nm is plotted along $x = [100]$ in Fig. 15. We find as Ref. [50] a significant linear-in- k splitting with no sizable cubic correction. The slope $\alpha = 6.03$ meV Å is, however, twice larger than in Fig. 2b of Ref. [50]. Moreover, we can unambiguously deembed (with the methodology of section III) a dominant Dresselhaus SOI with strength $\alpha_D = -5.93$ meV Å along with a smaller Rashba SOI with strength $\alpha_R = -1.12$ meV Å.

Appendix C: *Ab initio* calculations

In order to consolidate the results, we have also benchmarked TB against *ab initio* density functional theory

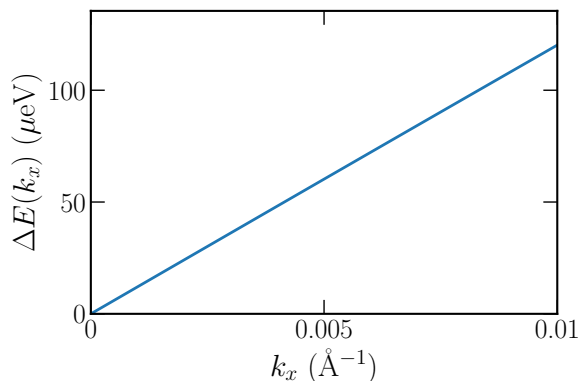


FIG. 15. TB spin splitting computed along $x = [100]$ in a $(\text{Ge})_{40}/(\text{Si})_{20}$ superlattice at vertical electric field $E_z = 10 \text{ meV/nm}$.

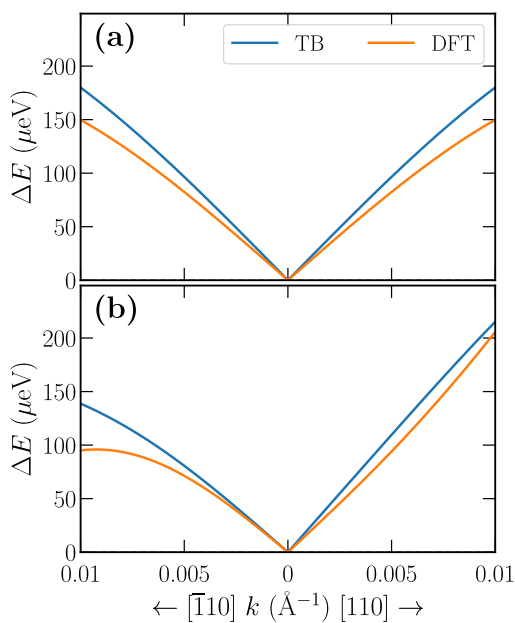


FIG. 16. (a) DFT and TB spin splittings in a $(\text{Si})_{19}/(\text{Ge})_{41}/(\text{Si})_{19}$ slab, along a path from $k_{y'} = 0.1 \text{ \AA}^{-1}$ to Γ then to $k_{x'} = 0.1 \text{ \AA}^{-1}$, at zero vertical electric field E_z . (b) Spin splitting along the same path at $E_z = 6 \text{ mV/nm}$.

(DFT) on test Ge/Si structures. The DFT calculations are performed with the Vienna *ab initio* simulation package (VASP) [90–93], the Perdew-Burke-Ernzerhof (PBE) exchange-correlation functional [94], an energy cut-off of 350 eV and a $8 \times 8 \times 1$ k -points mesh.

We consider a $(\text{Si})_{19}/(\text{Ge})_{41}/(\text{Si})_{19}$ slab instead of a superlattice as this eases the introduction of an electric field in the DFT calculations. The dangling bonds at the top and bottom surfaces of the slab are saturated with hydrogen atoms in both DFT and TB calculations. Also, the whole structure is hydrostatically strained to the lattice parameter $a = 5.579 \text{ \AA}$ in order to ensure a finite band gap (bulk, unstrained Ge being a semi-metal

with PBE).

The DFT and TB spin splittings (computed with the same assumptions) are compared along the $k_{y'} = 0.01 \text{ \AA}^{-1} \rightarrow \Gamma \rightarrow k_{x'} = 0.01 \text{ \AA}^{-1}$ path in Fig. 16a. The vertical electric field is zero. Therefore, these splittings are expected to result from the linear and cubic Dresselhaus SOI, and shall be safe against the underestimation of the band gap by DFT. Fitting the spin splittings with

$$\Delta E(k) = 2\alpha|k| + 2\beta|k|^3, \quad (\text{C1})$$

we find $\alpha_{\text{DFT}} = 8.17 \text{ meV \AA}$ and $\beta_{\text{DFT}} = -10.25 \text{ eV \AA}^3$, close to $\alpha_{\text{TB}} = 9.38 \text{ meV \AA}$ and $\beta_{\text{TB}} = -8.33 \text{ eV \AA}^3$. We conclude, therefore, that the TB model provides a reliable description of the Dresselhaus SOI.

We also plot in Fig. 16b the same splittings at finite electric field $E_z = 6 \text{ mV/nm}$. The agreement remains very good, although the DFT shows even stronger cubic corrections than TB. This may, however, result from the underestimation of the band gap by DFT, which shall enhance the mixing with the remote conduction bands.

Appendix D: Boundary conditions at the Ge/GeSi interfaces.

The Luttinger parameters γ_i are discontinuous at the Ge/GeSi interface. The treatment of this discontinuity in finite-difference codes depends on the choices made to enforce hermiticity at the interfaces. The products $\gamma_i k_\alpha k_\beta$ may be replaced by $-\frac{1}{2}(\frac{\partial}{\partial \alpha} \gamma_i \frac{\partial}{\partial \beta} + \frac{\partial}{\partial \beta} \gamma_i \frac{\partial}{\partial \alpha})$ (symmetric operator ordering), or by the Burt-Foreman (BF) operator ordering scheme [70–73].

We have computed the spin splittings with both the symmetric and the BF Luttinger-Kohn Hamiltonians. We have also compared them with a “homogeneous” solution where the Luttinger parameters in GeSi are the same as in Ge (in which case BF and symmetric ordering are equivalent). First of all, the topmost valence bands are almost indistinguishable on a few meV scale in the symmetric and BF cases. The spin splittings of the ground HH subband (on the few tens of μeV scale) are however different. On the one hand, the linear Dresselhaus coefficient is barely dependent on the ordering. On the other hand, the cubic Rashba coefficients almost double with BF ordering. The BF coefficients are thus more consistent with the TB data, but this agreement looks fortuitous. Indeed, the enhancement of the BF coefficients is an interface effect as *i*) the symmetric and BF Hamiltonians only differ at the interfaces, and *ii*) the symmetric coefficients are almost the same as the homogeneous ones (which highlights that they primarily arise from the bulk of the Ge well that hosts the hole). This is, however, not backed up by the TB calculations. The TB cubic Rashba coefficients are indeed little sensitive to interdiffusion (which suggests again that they mostly arise from the bulk of the materials). Moreover, this apparent agreement is spoiled once the split-off bands are added to

the model. A comprehensive assessment of cubic Rashba interactions and boundary conditions at the interfaces

calls, therefore, for an extended $\mathbf{k} \cdot \mathbf{p}$ model including at least the split-off and lowest conduction bands.

-
- [1] G. Burkard, T. D. Ladd, A. Pan, J. M. Nichol, and J. R. Petta, Semiconductor spin qubits, *Review of Modern Physics* **95**, 025003 (2023).
- [2] Y. Fang, P. Philippopoulos, D. Culcer, W. A. Coish, and S. Chesi, Recent advances in hole-spin qubits, *Materials for Quantum Technology* **3**, 012003 (2023).
- [3] R. Winkler, *Spin-orbit coupling in two-dimensional electron and hole systems* (Springer, Berlin, 2003).
- [4] C. Kloeffel, M. Trif, and D. Loss, Strong spin-orbit interaction and helical hole states in Ge/Si nanowires, *Physical Review B* **84**, 195314 (2011).
- [5] C. Kloeffel, M. J. Rančić, and D. Loss, Direct Rashba spin-orbit interaction in Si and Ge nanowires with different growth directions, *Physical Review B* **97**, 235422 (2018).
- [6] R. Maurand, X. Jehl, D. Kotekar-Patil, A. Corna, H. Bohuslavskiy, R. Laviéville, L. Hutin, S. Barraud, M. Vinet, M. Sanquer, and S. de Franceschi, A CMOS silicon spin qubit, *Nature Communications* **7**, 13575 (2016).
- [7] A. Crippa, R. Maurand, L. Bourdet, D. Kotekar-Patil, A. Amisse, X. Jehl, M. Sanquer, R. Laviéville, H. Bohuslavskiy, L. Hutin, S. Barraud, M. Vinet, Y.-M. Niquet, and S. De Franceschi, Electrical spin driving by g -matrix modulation in spin-orbit qubits, *Physical Review Letters* **120**, 137702 (2018).
- [8] L. C. Camenzind, S. Geyer, A. Fuhrer, R. J. Warburton, D. M. Zumbühl, and A. V. Kuhlmann, A hole spin qubit in a fin field-effect transistor above 4 kelvin, *Nature Electronics* **5**, 178 (2022).
- [9] H. Watzinger, J. Kukučka, L. Vukušić, F. Gao, T. Wang, F. Schäffler, J.-J. Zhang, and G. Katsaros, A germanium hole spin qubit, *Nature Communications* **9**, 3902 (2018).
- [10] N. W. Hendrickx, W. I. L. Lawrie, L. Petit, A. Sammak, G. Scappucci, and M. Veldhorst, A single-hole spin qubit, *Nature Communications* **11**, 3478 (2020).
- [11] F. N. M. Froning, L. C. Camenzind, O. A. H. van der Molen, A. Li, E. P. A. M. Bakkers, D. M. Zumbühl, and F. R. Braakman, Ultrafast hole spin qubit with gate-tunable spin-orbit switch functionality, *Nature Nanotechnology* **16**, 308 (2021).
- [12] K. Wang, G. Xu, F. Gao, H. Liu, R.-L. Ma, X. Zhang, Z. Wang, G. Cao, T. Wang, J.-J. Zhang, D. Culcer, X. Hu, H.-W. Jiang, H.-O. Li, G.-C. Guo, and G.-P. Guo, Ultrafast coherent control of a hole spin qubit in a germanium quantum dot, *Nature Communications* **13**, 206 (2022).
- [13] J. Fischer, W. A. Coish, D. V. Bulaev, and D. Loss, Spin decoherence of a heavy hole coupled to nuclear spins in a quantum dot, *Physical Review B* **78**, 155329 (2008).
- [14] V. Mazzocchi, P. Sennikov, A. Bulanov, M. Churbanov, B. Bertrand, L. Hutin, J. Barnes, M. Drozdov, J. Hartmann, and M. Sanquer, 99.992% ^{28}Si CVD-grown epilayer on 300 mm substrates for large scale integration of silicon spin qubits, *Journal of Crystal Growth* **509**, 1 (2019).
- [15] O. Moutanabbir, S. Assali, A. Attiaoui, G. Daligou, P. Daoust, P. D. Vecchio, S. Koelling, L. Luo, and N. Rotaru, Nuclear spin-depleted, isotopically enriched $^{70}\text{Ge}/^{28}\text{Si}/^{70}\text{Ge}$ quantum wells, [arXiv:2306.04052](https://arxiv.org/abs/2306.04052) (2023).
- [16] S. Bosco, B. Hetényi, and D. Loss, Hole spin qubits in Si FinFETs with fully tunable spin-orbit coupling and sweet spots for charge noise, *PRX Quantum* **2**, 010348 (2021).
- [17] Z. Wang, E. Marcellina, A. R. Hamilton, J. H. Cullen, S. Rogge, J. Salfi, and D. Culcer, Optimal operation points for ultrafast, highly coherent Ge hole spin-orbit qubits, *npj Quantum Information* **7**, 54 (2021).
- [18] N. Piot, B. Brun, V. Schmitt, S. Zihlmann, V. P. Michal, A. Apra, J. C. Abadillo-Uriel, X. Jehl, B. Bertrand, H. Niebojewski, L. Hutin, M. Vinet, M. Urdampilleta, T. Meunier, Y.-M. Niquet, R. Maurand, and S. De Franceschi, A single hole spin with enhanced coherence in natural silicon, *Nature Nanotechnology* **17**, 1072 (2022).
- [19] N. W. Hendrickx, L. Massai, M. Mergenthaler, F. Schupp, S. Paredes, S. W. Bedell, G. Salis, and A. Fuhrer, Sweet-spot operation of a germanium hole spin qubit with highly anisotropic noise sensitivity, [arXiv:2305.13150](https://arxiv.org/abs/2305.13150) (2023).
- [20] V. P. Michal, J. C. Abadillo-Uriel, S. Zihlmann, R. Maurand, Y.-M. Niquet, and M. Filippone, Tunable hole spin-photon interaction based on g -matrix modulation, *Physical Review B* **107**, L041303 (2023).
- [21] J. Yoneda, K. Takeda, T. Otsuka, T. Nakajima, M. R. Delbecq, G. Allison, T. Honda, T. Kodera, S. Oda, Y. Hoshi, N. Usami, K. M. Itoh, and S. Tarucha, A quantum-dot spin qubit with coherence limited by charge noise and fidelity higher than 99.9%, *Nature Nanotechnology* **13**, 102 (2018).
- [22] C. Kloeffel, M. Trif, P. Stano, and D. Loss, Circuit QED with hole-spin qubits in Ge/Si nanowire quantum dots, *Physical Review B* **88**, 241405 (2013).
- [23] S. Bosco, P. Scarlino, J. Klinovaja, and D. Loss, Fully tunable longitudinal spin-photon interactions in Si and Ge quantum dots, *Physical Review Letters* **129**, 066801 (2022).
- [24] C. X. Yu, S. Zihlmann, J. C. Abadillo-Uriel, V. P. Michal, N. Rambal, H. Niebojewski, T. Bedecarrats, M. Vinet, É. Dumur, M. Filippone, B. Bertrand, S. De Franceschi, Y.-M. Niquet, and R. Maurand, Strong coupling between a photon and a hole spin in silicon, *Nature Nanotechnology* **18**, 741 (2023).
- [25] G. Scappucci, C. Kloeffel, F. A. Zwanenburg, D. Loss, M. Myronov, J.-J. Zhang, S. De Franceschi, G. Katsaros, and M. Veldhorst, The germanium quantum information route, *Nature Reviews Materials* **10.1038/s41578-020-00262-z** (2020).
- [26] N. W. Hendrickx, D. P. Franke, A. Sammak, G. Scappucci, and M. Veldhorst, Fast two-qubit logic with holes in germanium, *Nature* **577**, 487 (2020).
- [27] N. W. Hendrickx, I. L. Lawrie William, M. Russ, F. van Riggelen, S. L. de Snoo, R. N. Schouten, A. Sammak, G. Scappucci, and M. Veldhorst, A four-qubit germanium quantum processor, *Nature* **591**, 580 (2021).

- [28] F. Borsoi, N. W. Hendrickx, V. John, M. Meyer, S. Motz, F. van Riggelen, A. Sammak, S. L. de Snoo, G. Scappucci, and M. Veldhorst, Shared control of a 16 semiconductor quantum dot crossbar array, *Nature Nanotechnology* **10.1038/s41565-023-01491-3** (2023).
- [29] B. Martinez and Y.-M. Niquet, Variability of electron and hole spin qubits due to interface roughness and charge traps, *Physical Review Applied* **17**, 024022 (2022).
- [30] J. M. Luttinger, Quantum theory of cyclotron resonance in semiconductors: General theory, *Physical Review* **102**, 1030 (1956).
- [31] L. C. Lew Yan Voon and M. Willatzen, *The $k p$ Method* (Springer, Berlin, 2009).
- [32] E. I. Rashba and E. Y. Sherman, Spin-orbital band splitting in symmetric quantum wells, *Physics Letters A* **129**, 175 (1988).
- [33] E. Marcellina, A. R. Hamilton, R. Winkler, and D. Culcer, Spin-orbit interactions in inversion-asymmetric two-dimensional hole systems: A variational analysis, *Physical Review B* **95**, 075305 (2017).
- [34] L. A. Terrazos, E. Marcellina, Z. Wang, S. N. Copper-smith, M. Friesen, A. R. Hamilton, X. Hu, B. Koiller, A. L. Saraiva, D. Culcer, and R. B. Capaz, Theory of hole-spin qubits in strained germanium quantum dots, *Physical Review B* **103**, 125201 (2021).
- [35] S. Bosco, M. Benito, C. Adelsberger, and D. Loss, Squeezed hole spin qubits in Ge quantum dots with ultrafast gates at low power, *Physical Review B* **104**, 115425 (2021).
- [36] N. Ares, V. N. Golovach, G. Katsaros, M. Stoffel, F. Fournel, L. I. Glazman, O. G. Schmidt, and S. De Franceschi, Nature of tunable hole g factors in quantum dots, *Physical Review Letters* **110**, 046602 (2013).
- [37] V. P. Michal, B. Venitucci, and Y.-M. Niquet, Longitudinal and transverse electric field manipulation of hole spin-orbit qubits in one-dimensional channels, *Physical Review B* **103**, 045305 (2021).
- [38] J. C. Abadillo-Uriel, E. A. Rodríguez-Mena, B. Martinez, and Y.-M. Niquet, Hole-spin driving by strain-induced spin-orbit interactions, *Physical Review Letters* **131**, 097002 (2023).
- [39] E. I. Rashba and A. L. Efros, Orbital mechanisms of electron-spin manipulation by an electric field, *Physical Review Letters* **91**, 126405 (2003).
- [40] V. N. Golovach, M. Borhani, and D. Loss, Electric-dipole-induced spin resonance in quantum dots, *Physical Review B* **74**, 165319 (2006).
- [41] E. I. Rashba, Theory of electric dipole spin resonance in quantum dots: Mean field theory with gaussian fluctuations and beyond, *Physical Review B* **78**, 195302 (2008).
- [42] Y. Kato, R. C. Myers, D. C. Driscoll, A. C. Gossard, J. Levy, and D. D. Awschalom, Gigahertz electron spin manipulation using voltage-controlled g -tensor modulation, *Science* **299**, 1201 (2003).
- [43] B. Venitucci, L. Bourdet, D. Pouzada, and Y.-M. Niquet, Electrical manipulation of semiconductor spin qubits within the g -matrix formalism, *Physical Review B* **98**, 155319 (2018).
- [44] B. Martinez, J. C. Abadillo-Uriel, E. A. Rodríguez-Mena, and Y.-M. Niquet, Hole spin manipulation in inhomogeneous and nonseparable electric fields, *Physical Review B* **106**, 235426 (2022).
- [45] C. Corley-Wiciak, C. Richter, M. H. Zoellner, I. Zaitsev, C. L. Manganeli, E. Zatterin, T. U. Schüllli, A. A. Corley-Wiciak, J. Katzer, F. Reichmann, W. M. Klesse, N. W. Hendrickx, A. Sammak, M. Veldhorst, G. Scappucci, M. Virgilio, and G. Capellini, Nanoscale mapping of the 3D strain tensor in a germanium quantum well hosting a functional spin qubit device, *ACS Applied Materials & Interfaces* **15**, 3119 (2023).
- [46] A. Ciocoiu, M. Khalifa, and J. Salfi, Towards computer-assisted design of hole spin qubits in quantum dot devices, *arXiv:2209.12026* (2022).
- [47] O. Malkoc, P. Stano, and D. Loss, Charge-noise-induced dephasing in silicon hole-spin qubits, *Physical Review Letters* **129**, 247701 (2022).
- [48] C.-A. Wang, G. Scappucci, M. Veldhorst, and M. Russ, Modelling of planar germanium hole qubits in electric and magnetic fields, *arXiv:2208.04795* (2022).
- [49] A. Sarkar, Z. Wang, M. Rendell, N. W. Hendrickx, M. Veldhorst, G. Scappucci, M. Khalifa, J. Salfi, A. Saraiva, A. S. Dzurak, A. R. Hamilton, and D. Culcer, Electrical operation of planar Ge hole spin qubits in an in-plane magnetic field, *arXiv:2307.01451* (2023).
- [50] J.-X. Xiong, S. Guan, J.-W. Luo, and S.-S. Li, Emergence of strong tunable linear Rashba spin-orbit coupling in two-dimensional hole gases in semiconductor quantum wells, *Physical Review B* **103**, 085309 (2021).
- [51] J.-X. Xiong, S. Guan, J.-W. Luo, and S.-S. Li, Orientation-dependent rashba spin-orbit coupling of two-dimensional hole gases in semiconductor quantum wells: Linear or cubic, *Physical Review B* **105**, 115303 (2022).
- [52] Y. Liu, J.-X. Xiong, Z. Wang, W.-L. Ma, S. Guan, J.-W. Luo, and S.-S. Li, Emergent linear Rashba spin-orbit coupling offers fast manipulation of hole-spin qubits in germanium, *Physical Review B* **105**, 075313 (2022).
- [53] L. Vervoort, R. Ferreira, and P. Voisin, Effects of interface asymmetry on hole subband degeneracies and spin-relaxation rates in quantum wells, *Physical Review B* **56**, R12744 (1997).
- [54] L. Vervoort, R. Ferreira, and P. Voisin, Spin-splitting of the subbands of ingaas-inp and other ‘no common atom’ quantum wells, *Semiconductor Science and Technology* **14**, 227 (1999).
- [55] J.-W. Luo, A. N. Chantis, M. van Schilfgaarde, G. Bester, and A. Zunger, Discovery of a novel linear-in- k spin splitting for holes in the 2d GaAs/AlAs system, *Physical Review Letters* **104**, 066405 (2010).
- [56] I. L. Aleiner and E. L. Ivchenko, Anisotropic exchange splitting in type-II GaAs-AlAs superlattices, *JETP* **55**, 692 (1992).
- [57] E. L. Ivchenko, A. Y. Kaminski, and U. Rössler, Heavy-light hole mixing at zinc-blende (001) interfaces under normal incidence, *Physical Review B* **54**, 5852 (1996).
- [58] L. E. Golub and E. L. Ivchenko, Spin splitting in symmetrical SiGe quantum wells, *Physical Review B* **69**, 115333 (2004).
- [59] M. O. Nestoklon, E. L. Ivchenko, J.-M. Jancu, and P. Voisin, Electric field effect on electron spin splitting in SiGe/Si quantum wells, *Physical Review B* **77**, 155328 (2008).
- [60] The Rashba and Dresselhaus Hamiltonians for holes slightly differ from those for electrons, $H_R \propto k_x \sigma_2 - k_y \sigma_1$ and $H_D \propto k_x \sigma_1 - k_y \sigma_2$, because spins $\frac{3}{2}$ do not transform as spins $\frac{1}{2}$ under the symmetry operations of Table I (also see Appendix A).
- [61] A. Di Carlo, Microscopic theory of nanostructured semi-

conductor devices: beyond the envelope-function approximation, *Semiconductor Science and Technology* **18**, R1 (2002).

- [62] Y. M. Niquet, D. Rideau, C. Tavernier, H. Jaouen, and X. Blase, Onsite matrix elements of the tight-binding Hamiltonian of a strained crystal: Application to silicon, germanium, and their alloys, *Physical Review B* **79**, 245201 (2009).
- [63] In a $\text{Ge}_{1-x}\text{Si}_x$ alloy, the atomic energies E_α of orbital $\alpha \in \{s, p, d, s^*\}$ (as well as the other on-site parameters) are averaged according to the probability of finding a Si or Ge atom in the alloy:

$$E_\alpha(x) = xE_\alpha(\text{Si}) + (1-x)E_\alpha(\text{Ge}).$$

The nearest-neighbor parameters $V_{\alpha\beta}$ are averaged according to the probability of finding a Si-Si, Ge-Ge, Si-Ge or Ge-Si bond:

$$V_{\alpha\beta}(x) = x^2V_{\alpha\beta}(\text{Si-Si}) + (1-x)^2V_{\alpha\beta}(\text{Ge-Ge}) + x(1-x)[V_{\alpha\beta}(\text{Si-Ge}) + V_{\alpha\beta}(\text{Ge-Si})],$$

where $V_{\alpha\beta}(A-B)$ is the matrix element between orbital α on atom A and orbital β on atom B.

- [64] A. Sammak, D. Sabbagh, N. W. Hendrickx, M. Lodari, B. Paquelet Wuetz, A. Tosato, L. Yeoh, M. Bollani, M. Virgilio, M. A. Schubert, P. Zaumseil, G. Capellini, M. Veldhorst, and G. Scappucci, Shallow and undoped germanium quantum wells: A playground for spin and hybrid quantum technology, *Advanced Functional Materials* **29**, 1807613 (2019).
- [65] P. N. Keating, Effect of invariance requirements on the elastic strain energy of crystals with application to the diamond structure, *Physical Review* **145**, 637 (1966).
- [66] More precisely, the $|0, +\frac{3}{2}\rangle$ and $|0, -\frac{3}{2}\rangle$ states are first computed at zero magnetic field, then the matrix $B_z S_z$ (with S_z the physical spin) is diagonalized in the subspace $\{|0, +\frac{3}{2}\rangle, |0, -\frac{3}{2}\rangle\}$. The amplitude of B_z is, therefore, irrelevant.
- [67] In $\text{Ge}_{0.8}\text{Si}_{0.2}$, $\gamma_1 = 11.56$, $\gamma_2 = 3.46$, $\gamma_3 = 4.84$, $\kappa = 2.64$, $q = 0.05$, and $b_v = -2.19$ eV. The unstrained valence band offset is $\Delta_{\text{VBO}} = 0.138$ eV, and the hydrostatic valence band deformation potentials are $a_v = 2$ eV in Ge and $a_v = 2.02$ eV in $\text{Ge}_{0.8}\text{Si}_{0.2}$.
- [68] J. M. Luttinger and W. Kohn, Motion of electrons and holes in perturbed periodic fields, *Physical Review* **97**, 869 (1955).
- [69] In Figs. 9 to 12, we use the Luttinger parameters, deformation potentials and strains of the TB and valence force field models [62], in order to achieve a meaningful comparison between the TB and LK data. In section V, we use the parameters given in the main text for consistency with our previous works [38, 44]. There are no qualitative differences between the two sets of parameters, though.
- [70] M. G. Burt, The justification for applying the effective-mass approximation to microstructures, *Journal of Physics: Condensed Matter* **4**, 6651 (1992).
- [71] B. A. Foreman, Effective-mass hamiltonian and boundary conditions for the valence bands of semiconductor microstructures, *Physical Review B* **48**, 4964 (1993).
- [72] B. A. Foreman, Elimination of spurious solutions from eight-band $\mathbf{k} \cdot \mathbf{p}$ theory, *Physical Review B* **56**, R12748 (1997).
- [73] R. G. Veprek, S. Steiger, and B. Witzigmann, Ellipticity and the spurious solution problem of $\mathbf{k} \cdot \mathbf{p}$ envelope equations, *Physical Review B* **76**, 165320 (2007).

- [74] In the limit $\ell_E \ll L_W$, the potential in Ge can be approximated by a triangular well. It can be shown from the eigensolutions of this triangular well (the Airy function) or from a simple dimensional analysis that both $\Delta_{\text{LH}} \propto 1/\ell_E^2 \propto E_z^{2/3}$ and $d|\Psi(z)|^2/dz \propto 1/\ell_E^2 \propto E_z^{2/3}$ so that α_D is expected to saturate. This saturation is however delayed by the biaxial strain contribution to Δ_{LH} [second term of Eq. (22)] and by the finite band offset between Ge and GeSi.
- [75] S. Richard, F. Aniel, and G. Fishman, Energy-band structure of Ge, Si, and GaAs: A thirty-band $\mathbf{k} \cdot \mathbf{p}$ method, *Physical Review B* **70**, 235204 (2004).
- [76] M. V. Durnev, M. M. Glazov, and E. L. Ivchenko, Spin-orbit splitting of valence subbands in semiconductor nanostructures, *Physical Review B* **89**, 075430 (2014).
- [77] G. Dresselhaus, A. F. Kip, and C. Kittel, Cyclotron resonance of electrons and holes in silicon and germanium crystals, *Physical Review* **98**, 368 (1955).
- [78] R. Moriya, K. Sawano, Y. Hoshi, S. Masubuchi, Y. Shiraki, A. Wild, C. Neumann, G. Abstreiter, D. Bougeard, T. Koga, and T. Machida, Cubic rashba spin-orbit interaction of a two-dimensional hole gas in a strained-Ge/SiGe quantum well, *Physical Review Letters* **113**, 086601 (2014).
- [79] C. Morrison, J. Foronda, P. Wisniewski, S. Rhead, D. Leadley, and M. Myronov, Evidence of strong spin-orbit interaction in strained epitaxial germanium, *Thin Solid Films* **602**, 84 (2016).
- [80] R. Mizokuchi, P. Torresani, R. Maurand, Z. Zeng, Y.-M. Niquet, M. Myronov, and S. De Franceschi, Hole weak anti-localization in a strained-Ge surface quantum well, *Applied Physics Letters* **111**, 063102 (2017).
- [81] J.-X. Xiong, Y. Liu, S. Guan, J.-W. Luo, and S.-S. Li, Why experiments fail to detect the finite linear rashba spin-orbit coupling of two-dimensional holes in semiconductor quantum wells: The case of ge/sige quantum wells, *Physical Review B* **106**, 155421 (2022).
- [82] L. F. Peña, J. C. Koepke, J. H. Dycus, A. Mounce, A. D. Baczewski, N. T. Jacobson, and E. Bussmann, Utilizing multimodal microscopy to reconstruct Si/SiGe interfacial atomic disorder and infer its impacts on qubit variability, *arXiv:2306.15646* (2023).
- [83] Y.-H. Su, Y. Chuang, C.-Y. Liu, J.-Y. Li, and T.-M. Lu, Effects of surface tunneling of two-dimensional hole gases in undoped Ge/GeSi heterostructures, *Physical Review Materials* **1**, 044601 (2017).
- [84] M. Veldhorst, R. Ruskov, C. H. Yang, J. C. C. Hwang, F. E. Hudson, M. E. Flatté, C. Tahan, K. M. Itoh, A. Morello, and A. S. Dzurak, Spin-orbit coupling and operation of multivalley spin qubits, *Physical Review B* **92**, 201401 (2015).
- [85] R. Ruskov, M. Veldhorst, A. S. Dzurak, and C. Tahan, Electron g -factor of valley states in realistic silicon quantum dots, *Physical Review B* **98**, 245424 (2018).
- [86] R. Ferdous, K. W. Chan, M. Veldhorst, J. C. C. Hwang, C. H. Yang, H. Sahasrabudhe, G. Klimeck, A. Morello, A. S. Dzurak, and R. Rahman, Interface-induced spin-orbit interaction in silicon quantum dots and prospects for scalability, *Physical Review B* **97**, 241401 (2018).
- [87] T. Tanttu, B. Hensen, K. W. Chan, C. H. Yang, W. W. Huang, M. Fogarty, F. Hudson, K. Itoh, D. Culcer, A. Laucht, A. Morello, and A. Dzurak, Controlling spin-orbit interactions in silicon quantum dots using magnetic

- field direction, *Physical Review X* **9**, 021028 (2019).
- [88] A. Hosseinkhani and G. Burkard, Relaxation of single-electron spin qubits in silicon in the presence of interface steps, *Physical Review B* **104**, 085309 (2021).
- [89] E. Merzbacher, *Quantum Mechanics, 3rd edition* (Wiley, New-York, 1997).
- [90] G. Kresse and J. Hafner, Ab initio molecular dynamics for liquid metals, *Physical Review B* **47**, 558 (1993).
- [91] G. Kresse and J. Hafner, Ab initio molecular-dynamics simulation of the liquid-metal–amorphous-semiconductor transition in germanium, *Physical Review B* **49**, 14251 (1994).
- [92] G. Kresse and J. Furthmüller, Efficiency of ab-initio total energy calculations for metals and semiconductors using a plane-wave basis set, *Computational Materials Science* **6**, 15 (1996).
- [93] G. Kresse and J. Furthmüller, Efficient iterative schemes for ab initio total-energy calculations using a plane-wave basis set, *Physical Review B* **54**, 11169 (1996).
- [94] J. P. Perdew, K. Burke, and M. Ernzerhof, Generalized gradient approximation made simple, *Physical Review Letters* **77**, 3865 (1996).