



HAL
open science

Changing material around (2060) Chiron revealed by an occultation on December 15, 2022

J L Ortiz, C L Pereira, B Sicardy, F Braga-Ribas, A Takey, A M Fouad, A A Shaker, S Kaspi, N Brosch, M Kretlow, et al.

► **To cite this version:**

J L Ortiz, C L Pereira, B Sicardy, F Braga-Ribas, A Takey, et al.. Changing material around (2060) Chiron revealed by an occultation on December 15, 2022. *Astronomy and Astrophysics - A&A*, 2023, 676, pp.L12. 10.1051/0004-6361/202347025 . hal-04538227

HAL Id: hal-04538227

<https://hal.science/hal-04538227>


Submitted on 9 Apr 2024

HAL is a multi-disciplinary open access archive for the deposit and dissemination of scientific research documents, whether they are published or not. The documents may come from teaching and research institutions in France or abroad, or from public or private research centers.

L'archive ouverte pluridisciplinaire **HAL**, est destinée au dépôt et à la diffusion de documents scientifiques de niveau recherche, publiés ou non, émanant des établissements d'enseignement et de recherche français ou étrangers, des laboratoires publics ou privés.

LETTER TO THE EDITOR

Changing material around (2060) Chiron revealed by an occultation on December 15, 2022

J. L. Ortiz¹ , C. L. Pereira^{2,3}, B. Sicardy⁴, F. Braga-Ribas^{5,2,3}, A. Takey⁶, A. M. Fouad⁶, A. A. Shaker⁶, S. Kaspi⁷, N. Brosch⁷, M. Kretlow^{1,8}, R. Leiva¹, J. Desmars^{9,10}, B. E. Morgado^{11,2,3}, N. Morales¹, M. Vara-Lubiano¹, P. Santos-Sanz¹, E. Fernández-Valenzuela^{12,1}, D. Souami^{4,13,14}, R. Duffard¹, F. L. Rommel^{5,2,3}, Y. Kilic^{15,16}, O. Erece¹⁶, D. Koseoglu¹⁶, E. Ege¹⁷, R. Morales¹, A. Alvarez-Candal^{1,18}, J. L. Rizos¹, J. M. Gómez-Limón¹, M. Assafin^{11,3}, R. Vieira-Martins^{2,3}, A. R. Gomes-Júnior^{19,20,3}, J. I. B. Camargo^{2,3}, and J. Lecacheux⁴

(Affiliations can be found after the references)

Received 26 May 2023 / Accepted 21 July 2023

ABSTRACT

We were able to accurately predict the shadow path and successfully observe an occultation of a bright star by Chiron on December 15, 2022. The Kottamia Astronomical Observatory in Egypt did not detect the occultation by the solid body, but we found three extinction features in the light curve that had symmetrical counterparts with respect to the central time of the occultation. One of the features is broad and shallow, whereas the other two features are sharper, with a maximum extinction of $\sim 25\%$ at the achieved spatial resolution of 19 km per data point. From the Wise Observatory in Israel, we detected the occultation caused by the main body and several extinction features surrounding the body. When all the secondary features are plotted in the sky plane, we find that they can be caused by a broad ~ 580 km disk with concentrations at radii of 325 ± 16 km and 423 ± 11 km surrounding Chiron. At least one of these structures appears to be outside the Roche limit. The ecliptic coordinates of the pole of the disk are $\lambda = 151^\circ \pm 8^\circ$ and $\beta = 18^\circ \pm 11^\circ$, in agreement with previous results. We also reveal our long-term photometry results, indicating that Chiron had suffered a brightness outburst of at least 0.6 mag between March and September 2021 and that Chiron was still somewhat brighter at the occultation date than at its nominal pre-outburst phase. The outermost extinction features might be consistent with a bound or temporarily bound structure associated with the brightness increase. However, the nature of the brightness outburst is unclear, and it is also unclear whether the dust or ice released in the outburst could be feeding a putative ring structure or whether it is emanating from it.

Key words. occultations – Kuiper belt: general – comets: general – minor planets, asteroids: individual: Chiron

1. Introduction

Soon after the unexpected discovery of a dense double ring separated by a small gap in the centaur (10199) Chariklo from a well-observed stellar occultation (Braga-Ribas et al. 2014), a natural question arose as to whether that ring structure is something unique to Chariklo or whether there could be similar structures present in other centaurs or related bodies in the outer Solar System. In that context, the claim that the centaur (2060) Chiron might also have a ring system (Ortiz et al. 2015), based on a few observed stellar occultations reported in the literature (Elliot et al. 1995; Ruprecht et al. 2015; Bus et al. 1996; Sickafoose et al. 2020) in combination with photometric and spectroscopic hints, has not been as convincing as the Chariklo case; this is mainly because Chariklo's observations were obtained from several locations, not just two sites. A particularly intriguing detail is that some extinction features have not been seen at all longitudes around Chiron, meaning that the putative ring system would be incomplete or highly inhomogeneous and quite different from Chariklo's ring system. In addition, previous claims have asserted that extinction events on an occultation by Chiron might be due to cometary-like jets (Elliot et al. 1995).

Another ring system was then unambiguously detected, this time around the large trans-Neptunian object (TNO) and dwarf planet Haumea (Ortiz et al. 2017). In addition, yet another ring system has just been reported around the large TNO Quaoar

(Morgado et al. 2023; Pereira et al. 2023). This time, the ring is outside Quaoar's Roche limit, with at least a very dense arc and tenuous material coexisting in the ring structure, meaning that such a ring is highly inhomogeneous in longitude. In this new context, the inhomogeneity of the potential ring around Chiron would not be that surprising.

Predicting and observing new stellar occultations was very relevant to characterize the material around Chiron properly. Within the Lucky Star collaboration¹, a promising event was identified for 2022 December 15, successfully observed, and the preliminary results are reported here.

2. Observations of the occultation

Observations were obtained with the 1.88 m telescope at Kottamia Astronomical Observatory (KAO) in Egypt (Azzam et al. 2010), equipped with the Kottamia Faint Imaging Spectropolarimeter, KFISP (Azzam et al. 2022). We used the imaging mode in binning 4×4 to decrease the readout time as much as possible. The Sloan Digital Sky Survey SDSS g -band filter was used, the integration time was 3 s, and the average readout time was around 1.5 s, meaning that the full cycle of consecutive observations typically took 4.5 s. Given that the speed of Chiron with respect to the observer was 4.24 km s^{-1} , the achieved spatial resolution was 19 km. The observing sequence started at

¹ <https://lesia.obspm.fr/lucky-star>

Table 1. Occulted star information.

Epoch	2022-12-15 17:36:52 UTC
Source ID	<i>Gaia</i> DR3 2556932574069626624
Star position	$\alpha_* = 00^{\text{h}}39^{\text{m}}58^{\text{s}}.71911 \pm 0.1233$ mas
at epoch ⁽¹⁾	$\delta_* = 06^{\circ}16'08''.8589 \pm 0.1451$ mas
Magnitudes ⁽²⁾	$G = 12.7; J = 12.1; H = 12.0; K = 12.0$
Apparent diameter	0.02 mas / 0.21 km

Notes. ⁽¹⁾The star position was taken from the *Gaia* Data Release 3 (GDR3) star catalog (Gaia Collaboration 2022) and is propagated to the event epoch using the formalism of Butkevich & Lindgren (2014) applied with SORA (Gomes-Júnior et al. 2022). The duplicated source flag in GDR3 is 1, meaning that the star might have had some processing errors or be multiple, but the flux of the star went to zero at the occultation by the main body, meaning that the star is not multiple or the potential companion would be very dim. ⁽²⁾ J , H , and K from the 2MASS catalog.

16:56:09.7 UT and was completed at 18:10:51 UT. The sky was clear.

The Wise Observatory (Israel) observations consisted of images starting at 17:25:49 and ending at 17:50:52 UT. The start of image acquisition was a bit later than planned, which resulted in missing part of the phenomena (as described in Sects. 2 and 3). The observations were taken with a 0.45 m telescope equipped with a thermoelectrically cooled CCD camera based on a Kodak KAF-8300 chip. The exposure time was 3 s with a readout time of approximately 4.5 s. The full observing cycle was thus around 7.5 s and the achieved spatial resolution was 31.8 km. No filters were used. The sky was clear.

Other observations were attempted from another telescope at Wise Observatory and Neot Smadar Observatory in Israel, but technical and operational problems prevented observations at the occultation time. At TÜBİTAK National Observatory in Turkey, observations were obtained with the 1-m telescope. The sky was cloudy with intermittent gaps that allowed some observations at the predicted time of the occultation, but no occultation was detected. The star coordinates and other relevant data are shown in Table 1. A summary of the observing circumstances at the involved sites is given in Table A.1.

3. Data reduction and analysis

The images, compiled and managed through the Tubitak Occultation Portal website (Kilic et al. 2022), were bias-subtracted and flatfielded. Median bias frames and median sky flat frames were used. Aperture photometry of the target star blended with Chiron from the image sequences was carried out using different synthetic apertures to get the least dispersion possible in the relative photometry. Comparison stars of a similar brightness were used to derive the relative photometry to compensate for small atmospheric fluctuations. The applied methods are the same as those described in Ortiz et al. (2020). The best light curves in terms of dispersion are shown in Figs. 1 and 2, where the light curves have been normalized to 1 outside of the occultation time.

The light curves show clear brightness drops that do not reach zero flux in the case of Kottamia observations, meaning that the solid body of Chiron did not occult the star as observed from Kottamia, but that there was material around the body – causing the extinction of the light to different degrees up to ~25% of the flux. The timings of the features in the light curve appear symmetrical to the time of the closest approach of the body to the star. The symmetrically located extinction features

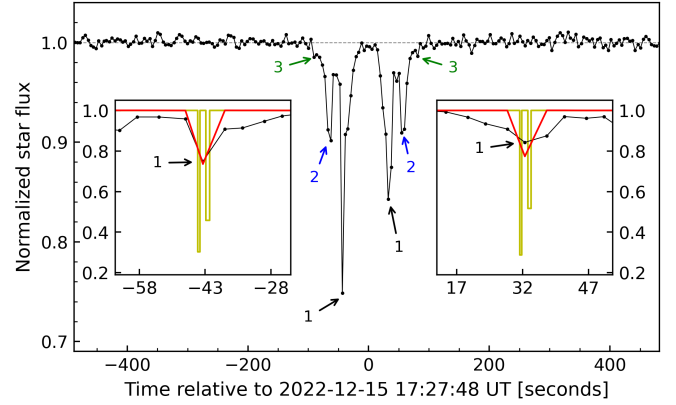


Fig. 1. Occultation light curve from Kottamia observatory. Flux vs. time is shown in black and the dotted grey line corresponds to a linear fit to the baseline of the light curve. The main symmetric extinction events are indicated with arrows and numbered. The inserts show magnified views around the deepest extinction events (black line) together with a model of the ring structure compatible with the 2011 occultation (gold line), and the model convolved to the time resolution achieved in 2022 (red line). The red line reproduces the maximum drops but not the rest of the curve, indicating more material around Chiron in 2022 than in 2011. See text.

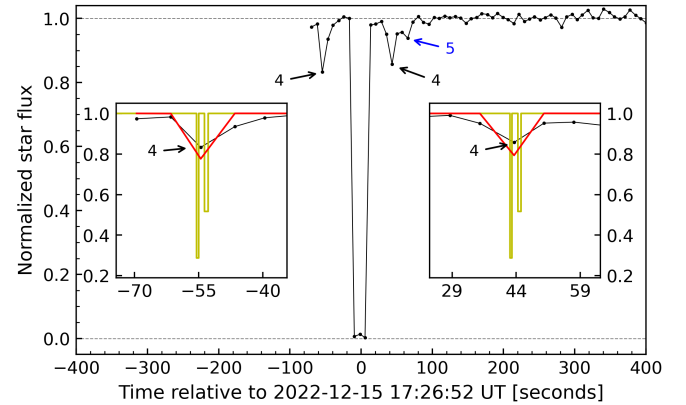


Fig. 2. Same as Fig. 1, but for Wise Observatory. The central drop to zero flux is due to the main body occultation.

may not reach the same depth because they might have happened closer or farther to the moments of readout in the observing sequence, causing apparent variability in the extinction level. However, it is also possible that the particles causing the extinction are spread in an area of different widths, or the optical properties of the particles may be slightly different at the symmetric locations.

The light curve at Wise Observatory shows that the main body was occulted because the flux dropped to zero, but secondary features are also seen in the light curve. Unfortunately, the data acquisition did not start soon enough to record the counterparts of all the extinction features seen in the second part of the light curve after the occultation of the main body.

4. Interpretation

The moments of the extinction features shown in the light curves and identified with labels 1–5 are plotted in the sky plane in Fig. 3. In Ortiz et al. (2015), it was proposed that Chiron could have a ring with a radius around 324 km and pole ecliptic coordinates of $\lambda = 144^{\circ}$ and $\beta = 24^{\circ}$ based on the simultaneous

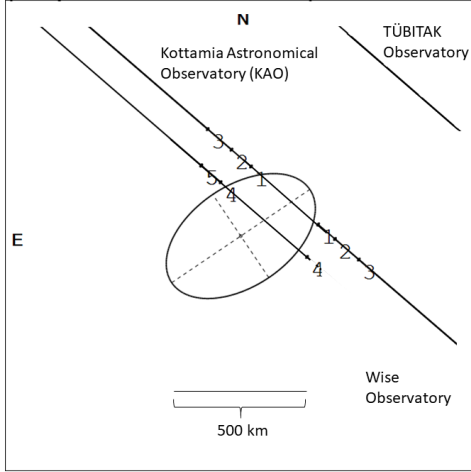


Fig. 3. Chords in the plane of the sky corresponding to the three sites that obtained observations (shown with the black straight lines), with the moments corresponding to the extinction events indicated with the same numeric labels as in the light curves. The segment for Wise observatory is shorter than that of Kottamia because the image acquisition process started later than planned. The black ellipse corresponds to the nominal ring proposed in Ortiz et al. (2015), which requires some changes to be consistent with the extinction features 1 and 4. The dotted lines show the axes of the ellipse. The motion of the star is from right to left. A better model for the ring is shown in Fig. 4.

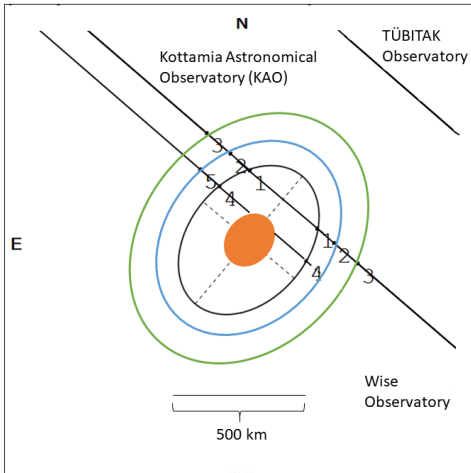


Fig. 4. Potential ring structure projected in the plane of the sky that can explain the different extinction features observed in the occultation light curves. The ellipses correspond to the rings that best match the extinction features. The central filled ellipse in brown corresponds to a possible projection of the nucleus compatible with the main body occultation detected from the Wise Observatory. The motion of the star is from right to left.

analysis of previous occultation observations and long term photometry, with an uncertainty of around 10° . Sickafoose et al. (2020) presented an in-depth analysis of occultation extinction features in the 2011 occultation event that they recorded and concluded that the proposed ring seemed consistent with their observations. Using the pole above, the current position angle of the minor axis of the ring ellipse ought to be 34.7° and the aspect angle of the ring ought to be 52.9° . Because the proposed ring had a radius 324 km, we can draw the expected elliptical configuration and see how close this ring system is to the deepest secondary occultation symmetric features labeled with numbers

1 and 4. The center of the ring was chosen as the center of the solid body because the ring is expected to be equatorial. For the solid body, we assumed an elliptical shape concentric with the rings because the body is expected to be non-spherical since it shows a shape-dominated rotational light curve with a period of 5.917813 h (Marcialis & Buratti 1993). By looking at the drawn ellipse, there is reasonable agreement because the ring is close to the extinction features, but a better match is obtained by keeping the position angle at 34° and allowing for a smaller aspect angle, around 45° . The best visual match is achieved by allowing for a position angle of 45.3° and an aspect angle of 45.6° for the ring ellipse. This requires pole coordinates $\lambda = 149^\circ$ and $\beta = 14^\circ$, a solution within the 10° uncertainty quoted in Ortiz et al. (2015).

A concentric structure to this ellipse can fit the positions of the other extinction features seen at both Kottamia and Wise, as depicted as a blue ellipse in Fig. 4. The radius of this additional potential ring is ~ 423 km. The broad and faint extinction features only seen at Kottamia can be consistent with a broad ring or disk that extends to ~ 590 km away from the center of the body. This is illustrated by the green ellipse in Fig. 4.

4.1. Joint interpretation of the occultation features in 2022 and the occultation in 2011

The stellar occultation by Chiron observed on November 29, 2011, UT (Ruprecht et al. 2015; Sickafoose et al. 2020) allowed for symmetrical secondary structures to be detected around this centaur. Using the time of each extinction feature presented in those works, we can put the 2011 Faulkes North Telescope (FTN) and NASA Infrared Telescope Facility (IRTF) detections onto the sky plane, considering the necessary projections.

The first step is to fit the occultation by the main body. The simplest model with only one positive chord is the circular one. Thus, we fit a circle to the extremities of the occultations chords using the equivalent diameter of 210 km (Lellouch et al. 2017). Although we know that Chiron does not have a spherical shape, our fits assume a radial uncertainty of 10 km for the spherical model. Thus, a possible displacement of the body's center due to its triaxial shape would keep our results reliable.

Using the pole orientation derived by Ortiz et al. (2015), we can analyze the distribution of detections in the sky plane and how they line up with ring-like structures around Chiron. At first glance, we notice that the secondary structures (labeled with the number 1 in Fig. 1 and number 4 in Fig. 2) comprise the structures labeled as A1 and A2 (before the closest approach) and A3 and A4 (after the closest approach) in the 2011 FTN light curve (see Fig. 1 in Sickafoose et al. 2020). In the same sense, structures labeled with numbers 2 and 5 in Figs. 1 and 2, respectively, are compatible with structures A5 and A12 in Fig. 1 in Sickafoose et al. (2020).

Therefore, we can use these new detections of secondary structures from the 2022 event and the previous detections to improve the orbital parameters of these proposed rings. This was made using pipelines built with SORA package (Gomes-Júnior et al. 2022) by testing a range of pole orientations and radii for a circular ring centered in Chiron using a χ^2 statistic (more details in Morgado et al. 2023; Pereira et al. 2023). The next step was to find the best fit to the innermost secondary structures since these are identified on both sides of the main body in all light curves and both events. The solution that best explains this detection is a circular ring with radius $r = 325 \pm 16$ km with pole ecliptic coordinates $\lambda = 151^\circ \pm 8^\circ$ and $\beta = 18^\circ \pm 11^\circ$. If we use the central moment of the long extinction features in the 2022 event instead of their full length, the ring

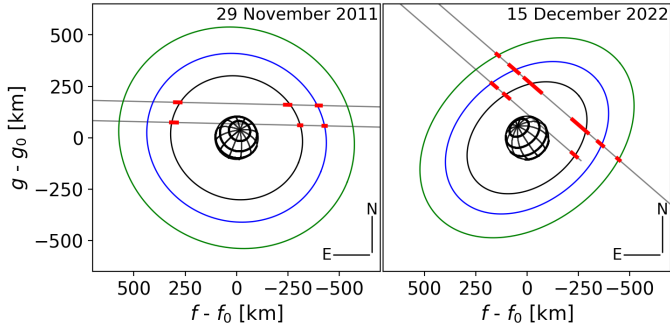


Fig. 5. Sky plane plots of the structures that can fit the 2011 (left panel) and 2022 occultation features (right panel). The red segments correspond to the full extent of the extinction features. The grey straight lines correspond to the Kottamia and Wise chords.

radius is 315 ± 9 km and the pole coordinates are $\lambda = 151^\circ \pm 3^\circ$ and $\beta = 16^\circ \pm 4^\circ$. Assuming that the adjacent structures are coplanar to this innermost ring-like structure, we calculated that the outermost structures lie at ~ 442 km and ~ 580 km away from the center of Chiron. The fits are shown in Fig. 5.

4.2. Discussion in connection with Chiron brightness enhancements

The significant differences between the profiles of the 2011 occultation (Fig. 2 of Sickafoose et al. 2020) and those of our Fig. 1 clearly show that Chiron cannot have a ring completely analogous that of Chariklo, with the latter remaining at a steady state. The structure in Chiron has evolved very significantly from 2011 to 2022. In the inserts of Fig. 1, we show that the ring model that explains the 2011 features, when convolved to the resolution achieved in 2022, is not able to reproduce the observed curve in 2022. It does manage to reproduce the most profound drops, but does not account for the rest of the extinction observed, meaning that there is more material around Chiron in 2022 than in 2011.

Dobson et al. (2021) reported a considerable brightness increase in Chiron sometime after February 8, 2021, and continued at least until June 18. Our own photometry (corrected for heliocentric and geocentric distance as well as for phase effects using a phase coefficient of $0.15 \text{ mag deg}^{-1}$ from our own linear fit to the reduced magnitude vs. phase angle) also shows this remarkable brightness outburst within a data set spanning more than ten years. The increase was at least 0.6 mag (see Fig. 6). Our photometry indicates that Chiron had not returned to its pre-outburst brightness at the occultation reported here, meaning that more dust and/or ice was present at the occultation than at its non-outburst state. Dobson et al. (2021) reported that the point spread function (PSF) of Chiron at outburst could not be distinguished from stellar PSFs, implying that the coma of Chiron or the dust structure causing the brightness increase was confined within a minimal angular diameter, consistent with our occultation observations, where the most prominent feature extends below 1200 km in diameter. Such a size corresponds to an angular size that cannot be resolved with ground-based telescopes; therefore, the material causing the increase in brightness appears to be bound to the nucleus or escaping slowly. The material seems to be preferentially bound in a plane whose pole was derived in the previous section, with a clearing near the central body due to the action of gravity, which removes all particles at least up to the 2:1 spin-orbit resonance (see models by e.g., Sicardy et al. 2019).

It is interesting to point out that the brightness of Chiron in its 2021 maximum was almost identical in magnitude to the maximum brightness ever observed in Chiron, which corresponds to 1972 or 1973, shown in Fig. 7 of Ortiz et al. (2015) and coming from the photometry compiled in Belskaya et al. (2010). Moreover, it is curious that almost 50 years have elapsed between the two most significant brightness maxima. We note that 50 years is close to the orbital period of Chiron, which does not seem to be a mere coincidence. The geometric configuration at those dates might have resulted in an active area rich in CO ice or other volatiles illuminated by the Sun and generating a surge of activity. Another explanation could be that Chiron might cross the trajectory or the plane of a swarm of particles or debris from a disintegrated centaur or comet whose impact shower might release dust or ice particles from the surface of Chiron or its rings. We note that the ecliptic crossing epochs for Chiron are 1976 and 2027 (descending nodes), not far from the epochs of brightness maxima.

4.3. Plausibility of a ring in the 3:1 resonance and structures outside the Roche limit

The ring of Haumea is located very close to its 3:1 spin-orbit resonance (Ortiz et al. 2017) and this also appears to be the case for Chariklo, although the rotation period of Chariklo is not as clearly determined as in the case of Haumea, and its central mass is not known. For Quaoar, the main ring is close to the 3:1 resonance (Morgado et al. 2023; Pereira et al. 2023). Therefore, this appears to be a common feature and may cause the confinement of the ring structures in the outer solar system bodies that show non-axisymmetric gravity potentials (Sicardy et al. 2021).

If the same behavior is seen with the densest structure in Chiron, we can determine the body's mass and try to obtain its density, which is a very relevant parameter in understanding the basic physics of the TNOs and centaurs. Unfortunately, we lack a good three-dimensional shape for Chiron, so its volume cannot be accurately computed and, thus, no accurate density can be derived. To give an idea of this issue, assuming a plausible volume-equivalent diameter of 210 km , consistent with the volume-equivalent diameter of $196 \pm 34 \text{ km}$ from the three-dimensional shape recently constrained by Braga-Ribas et al. (2023), the density would be 933 kg m^{-3} . This is at the high end of the density estimates in Bierson & Nimmo (2019) for bodies of Chiron's size.

It seems that at least the particle concentrations beyond 423 km would be outside the Roche limit of the main body. As done in Morgado et al. (2023) to show that the ring of Quaoar is outside the Roche limit, we can use the formula that relates the distance from the body with the critical Roche density that a satellite would have in order not to disrupt $a_{\text{Roche}} = [3M_C/(\gamma\rho)]^{1/3}$, where ρ is the critical density, M_C is the central mass, a_{Roche} is the distance from the body, and $\gamma = 1.6$ as in Morgado et al. (2023). If we use Chiron's mass derived from the 3:1 resonance constraint, the Roche critical density would be 271 kg m^{-3} , which is well below the threshold value of 400 kg m^{-3} , so the structure at 423 km would be outside the Roche limit. If instead of using a mass for Chiron from the 3:1 resonance constraint, we derive a range of masses using a reasonable density interval of $600\text{--}900 \text{ kg m}^{-3}$ taken from Bierson & Nimmo (2019) for Chiron's approximate effective diameter, we can derive other estimates of the Roche critical density. These would range from 120 to 180 kg m^{-3} , again, well below the 400 kg m^{-3} threshold adopted in Morgado et al. (2023), implying that the ring would be located beyond the Roche limit.

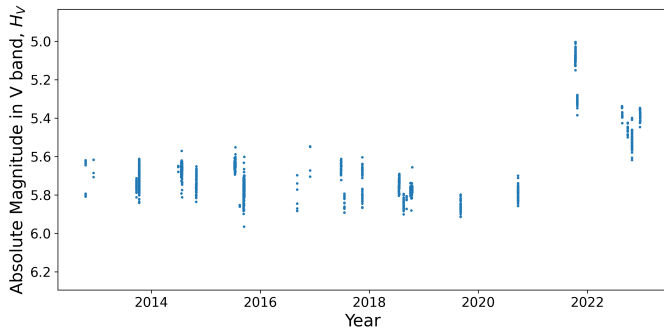


Fig. 6. Absolute magnitude of Chiron in V band in the last ten years from the analysis of our imaging database using the procedures described in Morales et al. (2022). A clear brightness increase by ~ 0.6 mag is observed in 2021. The brightness of Chiron has not yet returned to the pre-outburst level.

5. Conclusions

Through a stellar occultation, we have found that Chiron is currently surrounded by a tenuous disk of ~ 580 km in radius, with dense ring or ring-like concentrations at 325 ± 16 and 423 ± 11 km, whose pole has ecliptic coordinates of $\lambda = 151^\circ \pm 8^\circ$ and $\beta = 18^\circ \pm 11^\circ$. Some of these features are consistent with secondary occultation extinction features observed in previous events reported in the literature. However, they are considerably enhanced in the 2022 data, possibly due to the brightness outburst that Chiron experienced in 2021, which has not entirely receded yet. It seems that at least the outermost structure could be outside the Roche limit, as is the case for Quaoar's rings. It is unclear whether the same phenomenon that caused the observed brightness outburst of ~ 0.6 mag in 2021 may feed the rings with material or whether some phenomena in the rings might have caused the brightness outburst. The brightness increase has left Chiron at a high brightness level, near the maximum brightness of Chiron in the early 1970s, near its orbital period of 50 years.

Acknowledgements. Part of this work was supported by the Spanish projects PID2020-112789GB-I00 from AEI and Proyecto de Excelencia de la Junta de Andalucía PY20-01309. Financial support from the grant CEX2021-001131-S funded by MCIN/AEI/ 10.13039/501100011033 is also acknowledged. This research is partly based on observations taken with the 1.88-m telescope at the Kottamia Astronomical Observatory (KAO), operated by researchers at the National Research Institute of Astronomy and Geophysics (NRIAG), Egypt. The Egyptian team acknowledges support from Science, Technology & Innovation Funding Authority (STDF) under grant number 45779. C.L.P is thankful for the support of the CAPES and FAPERJ/DSC-10 (E26/204.141/2022).

References

Azzam, Y. A., Ali, G. B., Ismail, H. A., Haroon, A., & Selim, I. 2010, in *Third UN/ESA/NASA Workshop on the International Heliophysical Year 2007 and Basic Space Science*, *Astrophys. Space Sci. Proc.*, 20, 175
 Azzam, Y. A., Elnagahy, F. I. Y., Ali, G. B., et al. 2022, *Exp. Astron.*, 53, 45
 Belskaya, I. N., Bagnulo, S., Barucci, M. A., et al. 2010, *Icarus*, 210, 472
 Bierson, C. J., & Nimmo, F. 2019, *Icarus*, 326, 10
 Braga-Ribas, F., Sicardy, B., Ortiz, J. L., et al. 2014, *Nature*, 508, 72
 Braga-Ribas, F., Pereira, C. L., Sicardy, B., et al. 2023, *A&A*, 608, A45
 Bus, S. J., Buie, M. W., Schleicher, D. G., et al. 1996, *Icarus*, 123, 478
 Butkevich, A. G., & Lindgren, L. 2014, *A&A*, 570, A62
 Dobson, M. M., Schwamb, M. E., Fitzsimmons, A., et al. 2021, *Res. Notes Am. Astron. Soc.*, 5, 211

Elliot, J. L., Olkin, C. B., Dunham, E. W., et al. 1995, *Nature*, 373, 46
 Gaia Collaboration (Vallenari, A., et al.) 2022, *Gaia Data Release 3: Summary of the Content and Survey Properties*
 Gomes-Júnior, A. R., Morgado, B. E., Benedetti-Rossi, G., et al. 2022, *MNRAS*, 511, 1167
 Kilic, Y., Braga-Ribas, F., Kaplan, M., et al. 2022, *MNRAS*, 515, 1346
 Lellouch, E., Moreno, R., Müller, T., et al. 2017, *A&A*, 608, A45
 Marcialis, R. L., & Buratti, B. J. 1993, *Icarus*, 104, 234
 Morales, R., Morales, N., Duffard, R., et al. 2022, *European Planetary Science Congress, EPSC2022-652*
 Morgado, B. E., Sicardy, B., Braga-Ribas, F., et al. 2023, *Nature*, 614, 239
 Ortiz, J. L., Duffard, R., Pinilla-Alonso, N., et al. 2015, *A&A*, 576, A18
 Ortiz, J. L., Santos-Sanz, P., Sicardy, B., et al. 2017, *Nature*, 550, 219
 Ortiz, J. L., Santos-Sanz, P., Sicardy, B., et al. 2020, *A&A*, 639, A134
 Pereira, C. L., Sicardy, B., Morgado, B. E., et al. 2023, *A&A*, 673, L4
 Ruprecht, J. D., Bosh, A. S., Person, M. J., et al. 2015, *Icarus*, 252, 271
 Sicardy, B., Leiva, R., Renner, S., et al. 2019, *Nat. Astron.*, 3, 146
 Sicardy, B., Salo, H., Souami, D., et al. 2021, *European Planetary Science Congress, EPSC2021-91*
 Sickafoose, A. A., Bosh, A. S., Emery, J. P., et al. 2020, *MNRAS*, 491, 3643

- 1 Instituto de Astrofísica de Andalucía, Consejo Superior de Investigaciones Científicas, Glorieta de la Astronomía s/n, 18008 Granada, Spain
e-mail: ortiz@iaa.es
- 2 Observatório Nacional/MCTI, R. General José Cristino 77, CEP 20921-400 Rio de Janeiro – RJ, Brazil
- 3 Laboratório Interinstitucional de e-Astronomia – LIneA, Rio de Janeiro – RJ, Brazil
- 4 LESIA, Observatoire de Paris, Université PSL, Sorbonne Université, Université de Paris, CNRS, 92190 Meudon, France
- 5 Federal University of Technology – Paraná (UTFPR-Curitiba), Rua Sete de Setembro, 3165, CEP 80230-901 Curitiba, PR, Brazil
- 6 National Research Institute of Astronomy and Geophysics (NRIAG), Helwan 11421 Cairo, Egypt
- 7 The Wise Observatory and the Raymond and Beverly Sackler School of Physics and Astronomy, The Faculty of Exact Sciences, Tel Aviv University, Tel Aviv 69978, Israel
- 8 International Occultation Timing Association – European Section (IOTA/ES), Am Brombeerhag 13, 30459 Hannover, Germany
- 9 Institut Polytechnique des Sciences Avancées IPSA, 63 boulevard de Brandebourg, 94200 Ivry-sur-Seine, France
- 10 Institut de Mécanique Céleste et de Calcul des Éphémérides, IMCCE, Observatoire de Paris, PSL Research University, CNRS, Sorbonne Universités, UPMC Univ Paris 06, Univ. Lille, France
- 11 Universidade Federal do Rio de Janeiro – Observatório do Valongo, Ladeira Pedro Antônio 43, CEP 20.080-090 Rio de Janeiro – RJ, Brazil
- 12 Florida Space Institute, UCF, 12354 Research Parkway, Partnership 1 Building, Room 211, Orlando, FL, USA
- 13 Departments of Astronomy, and of Earth and Planetary Science, 501 Campbell Hall University of California, Berkeley, CA 94720, USA
- 14 naXys, University of Namur, 8 Rempart de la Vierge, Namur 5000, Belgium
- 15 Akdeniz University, Faculty of Sciences, Department of Space Sciences and Technologies, 07058 Antalya, Turkey
- 16 TÜBİTAK National Observatory, Akdeniz University Campus, 07058 Antalya, Turkey
- 17 Istanbul University, Faculty of Science, Department of Astronomy and Space Sciences, 34116 Beyazıt, Istanbul, Turkey
- 18 Instituto de Física Aplicada a las Ciencias y las Tecnologías, Universidad de Alicante, San Vicent del Raspeig, 03080 Alicante, Spain
- 19 Institute for Astronomy and Astrophysics, Eberhard Karls University of Tübingen, Tübingen, Germany
- 20 Orbital Dynamics and Planetology Group, UNESP – São Paulo State University, Guaratinguetá, Brazil

Appendix A: Observational circumstances**Table A.1.** Observing details

Site	Latitude [° ' '''] Longitude [° ' '''] Altitude [m]	Aperture [mm] Detector Filter	Exp. Time Cycle [s]	Observers	Detection
Kottamia Astronomical Obs. Cairo, Egypt	29 56 02.4 31 49 37.2 476	1,880 E2V 42-40 2k SDSS-g'	3.0 4.5	A. Takey A. Fouad	Structures
Wise Observatory Mitzpe Ramon Israel	30 35 48.59 34 45 44.14 862.3	457.2 QSI683 Clear	3.0 7.5	S. Kaspi	Nucleus + Structures
TUBITAK National Obs. Antalya, Turkey	36 49 17.07 30 20 07.98 2,538.7	1,000 SI 1100 Clear	0.5 5.1	Y. Kilic, O. Erece D. Koseoglu, E. Ege	Negative