



HAL
open science

Quantum Frequential Computing: a quadratic run time advantage for all algorithms

Mischa Woods

► **To cite this version:**

Mischa Woods. Quantum Frequential Computing: a quadratic run time advantage for all algorithms. 2024. hal-04529846

HAL Id: hal-04529846

<https://hal.science/hal-04529846>

Preprint submitted on 2 Apr 2024

HAL is a multi-disciplinary open access archive for the deposit and dissemination of scientific research documents, whether they are published or not. The documents may come from teaching and research institutions in France or abroad, or from public or private research centers.

L'archive ouverte pluridisciplinaire **HAL**, est destinée au dépôt et à la diffusion de documents scientifiques de niveau recherche, publiés ou non, émanant des établissements d'enseignement et de recherche français ou étrangers, des laboratoires publics ou privés.



Distributed under a Creative Commons Attribution 4.0 International License

Quantum Frequential Computing: *a quadratic runtime advantage for all algorithms*

Mischa P. Woods¹

¹*University Grenoble Alpes, Inria, Grenoble, France*

We introduce a new class of computer called a quantum frequential computer. They harness quantum properties in a different way to conventional quantum computers to generate a quadratic computational runtime advantage for all algorithms as a function of the power consumed. They come in two variants: type 1 can process classical algorithms only while type 2 can also process quantum ones. In a type-1 quantum frequential computer, only the control is quantum, while in a type 2 the logical space is also quantum. We also prove that a quantum frequential computer only requires a classical data bus to function. This is useful, because it means that only a relatively small part of the overall architecture of the computer needs to be quantum in a type-1 quantum frequential computer in order to achieve a quadratic runtime advantage. As with classical and conventional quantum computers, quantum frequential computers also generate heat and require cooling. We also characterise these requirements.

I. INTRODUCTION

These runtime speedups originate from using a quantum rather than classical logical register. This extra freedom allows for algorithms which require less gates than their classical counterparts.

Here we will explore the possibility of using quantum properties in a different way in order to achieve a runtime speedup. Namely, rather than using quantum properties to reduce the gate count itself, we will aim to reduce the runtime by reducing the time required to apply each gate.

The application of a logical gate requires the passage through phase space (if classical) or Hilbert space (if quantum) of a system controlling the gate application. As such, it is feasible that quantum theory allows for a shorter passage time than classical theory permits. We will show that there is such an advantage.

This manuscript is organised as follows: we start in section II giving some intuition from classical mechanics regarding the upper limits to computational speed, followed by deriving upper limits for quantum and classical systems. These two upper bounds have a quadratic separation as a function of power and motivate the definition of a quantum frequential computer. In section III we show that there exist computers which can saturate both of these bounds. This proves that both optimal classical computers and optimal quantum frequential computers exist, at least in theory. In section IV we go on to add additional architecture to the quantum frequential computer, namely an internal data bus. This allows it to run more efficiently, and, most importantly, we show that the bus only requires classical control even when powering an optimal quantum frequential computer. Up to this point, the models involve Hamiltonian dynamics, and thus do not admit a nonequilibrium steady-state solution. Conventional computers do run in this form, and there are a number of advantages in doing so. In section V we show that an optimal quantum frequential computer can also be formulated under the evolution of a dynamical semigroup and admits a nonequilibrium steady-state solution. Finally, we end the main text with a discussion and conclusion (Sections VI and VII respectively).

II. CLASSICAL AND QUANTUM UPPER LIMITS TO COMPUTATION

For intuition, let us start by observing that in classical computation, a reasonable assumption is that there are algorithms for which the logical state of the computer passes through a sequence of orthogonal states as the sequence of logical gates are applied. This is a necessary but not sufficient requirement. A very simple toy model which replicates this feature is a puck of length Δx_0 and mass m travelling along the x -axis with velocity $V > 0$ in a frictionless and flat potential, with initial position $x_0 = 0$. Every time the puck traverses a distance Δx_0 a new gate is applied, so that when the puck has position $x_l = l\Delta x_0$, the first l gates have been implemented; see fig. 1.

Denoting by T_0 the total runtime and solving the Liouvillian for this setup leads to a frequency

$$f = \frac{V}{\Delta x_0} = \sqrt{\frac{2T_0}{m\Delta x_0^2}} \sqrt{P}, \quad (\text{II.1})$$

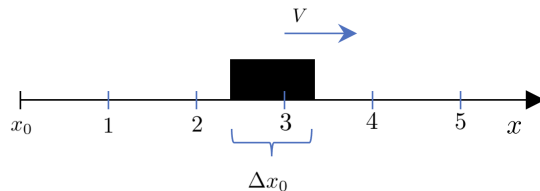


FIG. 1. A puck, depicted by a black rectangle, moves from left to right. In the snapshot of the dynamics depicted, the 1st two gates of the algorithm have been implemented.

where P is the total power (initial energy over runtime T_0). Assuming a constant ratio $T_0/(m\Delta x_0^2)$, we see that we have a square-root scaling of the frequency with the power already in this simple setup. Ultimately, this non-linearity can be traced-back to the fact that the energy in classical mechanics scales as the square of the velocity. However, if one were to parametrize the product of the mass and length-squared so that $m\Delta x_0^2 \rightarrow 0$ at some chosen rate as $P \rightarrow +\infty$, then it is readily apparent from eq. (II.1) that one could, in principle, achieve any frequency-power dependency. Unfortunately, classical mechanics breaks down in the limit of infinitely small mass and/or infinitely narrow width. Indeed, it was due to inconsistencies between experimental observations on small systems and classical mechanics which led to the development of quantum theory. Thus in order to gain meaningful insight about classical limitations, in the following we shall assume quantum theory holds, but restrict ourselves to classical states and/or measurements.

Our strategy for deriving generic bounds will be to see how accurately one can deduce the elapsed runtime t during a computation by measuring the logical state of the computer mid computation. We will then use results from the field of metrology to obtain frequency-power relations. In our model, the computer's dynamics is governed by a time-independent Hamiltonian H_{Com} evolving unitarily from its initial state. It is multipartite and includes the logical register, and any control systems, memory registers and batteries required for its functioning. It may even include a thermal bath and hence thermodynamic effects. It implements a total of N_g gates sequentially with the j^{th} gate at time $t_j := j T_0/N_g$. The state of the computational logical space passes through a sequence of orthogonal states at times t_1, t_2, \dots, t_{N_g} . We will measure the logical space in the computational basis at an unknown time between starting the computation at $t = 0$ and it finishing at a fixed runtime T_0 . We then choose an estimator function, which estimates the time (given our measurement outcome). The Cramér-Rao bound and its generalizations [3, 4], then put upper bounds on how precisely we can use this estimate to work out the time. It allows one to generate bounds on the gate frequency as a function of the power available.

We first consider the case in which there are no quantum effects. In particular, we assume that there exists $l \in \{0, 1, \dots, N_g - 1\}$ such that the pair of states $\rho_{\text{Com}}(t_l), \rho_{\text{Com}}(t_{l+1})$ are non-squeezed states with respect to the measurement basis and the Hamiltonian H_{Com} (for full definition, see appendix A.) then the frequency $f = N_g/T_0$ at which N_g gates are implemented sequentially in a fixed time T_0 is bounded by

$$f \leq C_{\text{SQL}} \sqrt{P}, \quad (\text{II.2})$$

where C_{SQL} is independent of $P = (\text{tr}[\rho_0 H_{\text{Com}}] - E_{\text{Com}}^0)/T_0$, with E_{Com}^0 the ground state energy of H_{Com} . The exact definition of C_{SQL} depends on the precise definition of squeezed states, which we give in appendix A. In this manuscript, we refer to objects which have standard quantum limit properties as ‘‘classical’’.

Thus eq. (II.2) confirms the suggestion from classical mechanics that the ultimate classical frequency-power limit of computation scales as the square-root of the available power.

However, if one does not put any additional constraints beyond those of quantum theory on the allowed measurements or dynamics such that squeezed states are permitted, the so-called Heisenberg limit applies. Under this scenario it follows that

$$f \leq C_{\text{HL}} P, \quad (\text{II.3})$$

where C_{HL} is independent of P . See section VI 10 for a discussion on the relation to quantum speed limits.

These bounds naturally lead to a new question: is the linear scaling of eqs. (II.2) and (II.3) actually achievable? While it is known that the Heisenberg limit in standard metrological settings is achievable, one needs much more to achieve universal classical or quantum computation. At a minimum, one needs to be able to load any sequence of gates from a universal set into a memory, and then implement the gate sequence. The bound eq. (II.3) only demands that the logical space passes through a sequence of orthogonal states. It could, in principle, be saturable only for systems which cannot perform universal computation, such as a quantum system oscillating in a fixed basis.

Two important questions thus naturally arise: 1) Can one construct a family of classical universal computers which saturate the classical scaling bound eq. (II.2)? 2) Can we construct a family of computers with quantum states

which surpass the classical scaling bound and if so under what conditions? We will answer both these questions in this manuscript going into substantial detail. Moreover, in anticipation of a positive answer to both these questions, let us introduce the following definition.

Let us denote by f the frequency at which logical gates are applied sequentially from a gate set. We call a computer a *quantum frequential computer* if it satisfies

$$f \geq C_a P^a, \quad a \in (1/2, 1], \quad P \geq P_a \quad (\text{II.4})$$

where C_a and P_a are P -independent. If it is capable of universal classical computation, it is called a *type-1 quantum frequential computer*. If it is capable of universal quantum computation, it is called a *type-2 quantum frequential computer*. A quantum frequential computer (either of type 1 or 2), satisfying eq. (II.4) for $a = 1 - \epsilon$ (with $\epsilon > 0$ arbitrarily close to zero), is called an *optimal quantum frequential computer*. These definitions will suffice in this manuscript since we will only discuss the asymptotic scaling behaviour, but more generally one can define a quantum frequential computer as any computer with quantum states whose gate-frequency-to-power-consumption relation is unobtainable via classical or standard-quantum-limited states.

III. EXISTENCE OF OPTIMAL TYPE-1 AND TYPE-2 QUANTUM FREQUENTIAL COMPUTERS

We have seen how quantum metrology imposes upper bounds. We will now prove optimal type-1 and type-2 quantum frequential computers exist. We start by introducing the model. We will model explicitly the relevant 3 subsystems: 1) the physical or logical space on which the gate sequence is implemented S (since we will not consider error correction here, there is no requirement to distinguish between the logical and physical spaces). 2) the memory space M_0 which stores the gate sequence $(\mathfrak{m}_1, \mathfrak{m}_2, \dots, \mathfrak{m}_{N_g})$, where each element belongs to an alphabet \mathcal{G}^1 . 3) the control space C , which will encode the degrees of freedom of the system which implements the gate sequence.

For every element $\mathfrak{m} \in \mathcal{G}$, there is a corresponding unitary $U(\mathfrak{m})$ on S . The set of these $\{U(\mathfrak{m}) | \mathfrak{m} \in \mathcal{G}\} =: \mathcal{U}_{\mathcal{G}}$ is the gate set and is of finite cardinality but otherwise arbitrary. As such, the model can accommodate both universal classical and universal quantum computing. (Note that for simplicity, we have referred to both \mathcal{G} and $\mathcal{U}_{\mathcal{G}}$ as “gate set”. The former refers to their symbolic representation, while the latter to the maps themselves. It will be clear from the context and notation which one we are referring to.)

We assume the memory, M_0 , is formed by $N_g \in \mathbb{N}_{>0}$ local memory cells, i.e. $\mathcal{C}_{M_0} = \mathcal{C}_{\text{Cell}}^{\otimes N_g}$, where each cell is of the dimension of the gate set: $\text{Dim}(\mathcal{H}_{\text{Cell}}) = |\mathcal{G}|$. Its initial state, $|0\rangle_{M_0}$, belongs to the set representing the memory states corresponding to all possible gate sequences the computer can implement:²

$$\mathcal{C}_{M_0} := \{ |\mathfrak{m}_1\rangle_{M_{0,1}} |\mathfrak{m}_2\rangle_{M_{0,2}} |\mathfrak{m}_3\rangle_{M_{0,3}} \dots |\mathfrak{m}_{N_g}\rangle_{M_{0,N_g}} \mid \mathfrak{m}_1, \mathfrak{m}_2, \dots, \mathfrak{m}_{N_g} \in \mathcal{G} \} \quad (\text{III.1})$$

where $\{|\mathfrak{m}_l\rangle_{M_{0,l}}\}_{\mathfrak{m}_l \in \mathcal{G}}$ forms an orthonormal basis for the l^{th} memory cell. These states are classical in the sense that there is no coherence in the above basis. See fig. 2 for a diagrammatic illustration of the setup.

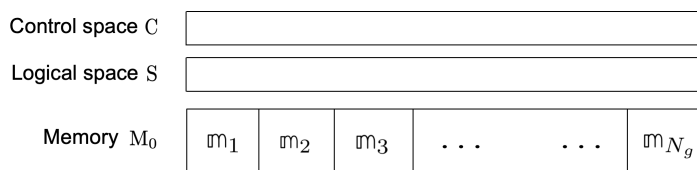


FIG. 2. Diagram of the different systems involved: the memory M_0 , the logical space S , and control C .

Let $t_j := jT_0/N_g$, ($j = 0, 1, 2, \dots, N_g$) be the time necessary to implement the 1st j gates on S , so that $T_0 > 0$ is the total time required for the computation (i.e. to implement all N_g gates sequentially). Likewise, we denote the state on S at time t_j by

$$|t_j\rangle_S := U(\mathfrak{m}_j)U(\mathfrak{m}_{j-1}) \dots U(\mathfrak{m}_1) |0\rangle_S, \quad (\text{III.2})$$

¹To avoid ambiguities stemming from notation, we assume it to not contain purely numeric symbols nor symbols of the form t_x where x is any symbol in the subscript.

²We omit tensor products with the identity and tensor product symbols between kets and bras by convention. We also refrain from using the common partial trace convention, i.e. $O_B := \text{tr}_A O_{AB}$ for operators O_{AB} over a bipartite system.

where the initial state, $|0\rangle_S \in \mathcal{P}(\mathcal{H}_S)$, with $\mathcal{P}(\mathcal{H}_S)$ the set of normalised pure states on \mathcal{H}_S . The corresponding gate frequency is

$$f := \frac{N_g}{T_0}. \quad (\text{III.3})$$

We do not impose any further structure on the control state on C at time t_j other than it being a tensor product state with the rest of the computer. As such, the total state of the computer at time t_j (for $j = 0, 1, 2, \dots, N_g$) is

$$|0\rangle_{M_0} |t_j\rangle_S |t_j\rangle_C. \quad (\text{III.4})$$

The question we will want to answer is with what frequency f can the gates be implemented as a function of available power. To do so we introduce a family of Hamiltonians over S, M_0 and C and then ask how well Hamiltonians from this family can mimic the dynamics of the states of the computer we have introduced at times $\{t_j\}_j$.

These time-independent Hamiltonians have a particular structure, namely

$$H_{M_0SC} = H_C + \sum_{l=1}^{N_g} I_{M_0S}^{(l)} \otimes I_C^{(l)}, \quad (\text{III.5})$$

where we use subscripts M_0 , S, C to indicate which subsystems the individual terms act upon. H_{M_0SC} is self-adjoint and has a ground state energy of zero. While the Hamiltonians H_{M_0SC} can depend on \mathcal{G} , they cannot depend on the initial memory state $|0\rangle_{M_0} \in \mathcal{C}_{M_0}$. This is because we want the gate sequence to be encoded in $|0\rangle_{M_0}$ and *not* the Hamiltonian. In other words, the Hamiltonians we are considering have to be as universal as the alphabet \mathcal{G} permits.

The control system C requires a non-trivial free Hamiltonian H_C since the control state is permitted to freely evolve. Conversely, the initial state of the memory, $|0\rangle_{M_0}$, does not evolve—hence the absence of a term of the form H_{M_0} . It does however require interaction terms with the physical space, $\{I_{M_0S}^{(l)}\}_l$ in order to be read. Similarly, there is no free Hamiltonian on the logical space, since the only evolution comes from the application of gates in $\mathcal{U}_{\mathcal{G}}$. The l^{th} interaction term, $I_{M_0S}^{(l)}$, only acts non-trivially on S and $M_{0,l}$. As such, we can associate the presence of $I_{M_0S}^{(l)}$ with the application of $U(\mathfrak{m}_l)$ on S.

The Hamiltonians H_C have a discrete spectrum which forms a basis $\{|E_n\rangle_C\}_n$. The terms $\{I_C^{(l)}\}_{l=1}^{N_g}$ are diagonal in the discrete Fourier transform basis generated from $\{|E_n\rangle_C\}_n$.

As before, we define the power for this model as

$$P := \frac{E_0}{T_0}, \quad E_0 := \text{tr}[\rho_{M_0SC}^0 H_{M_0SC}], \quad (\text{III.6})$$

where $\rho_{M_0SC}^0$ is the density matrix for the initial state, $|0\rangle_{M_0} |0\rangle_S |0\rangle_C$. For the following theorems, it is convenient to introduce the set of classical states of the control \mathcal{C}_C : this is the class of non-squeezed states with respect to the free control Hamiltonian H_C and its conjugate Hermitian operator t_C (which is diagonal in the same basis as operators $\{I_C^{(l)}\}_{l=1}^{N_g}$). In other words, the control states in \mathcal{C}_C have equal uncertainty with respect to both operators (up to normalization and vanishing corrections in the large P limit.) See appendix A 2 for their full definitions.

For $\mathfrak{m} \in \mathcal{G}$, $\tilde{d}(\mathfrak{m})$ is the number of distinct eigenvalues of $U(\mathfrak{m})$ (which we assume to have point spectrum). For the following theorem, we introduce some notation: $g(\bar{\varepsilon}) > 0$ is a P -independent function of $\varepsilon > 0$, while $\text{poly}(P)$ is a polynomial in P and $\bar{\varepsilon}$ independent. Both are independent of the elements in $\{\tilde{d}(\mathfrak{m})\}_{\mathfrak{m} \in \mathcal{G}}$. The runtime T_0 is assumed to be fixed (we discuss below the theorem what happens if T_0 varies).

We use $T(|A\rangle, |B\rangle)$ to denote the trace distance between two normalised kets $|A\rangle, |B\rangle$. As such, in the following the term $T(e^{-it_j H_{M_0SC}} |0\rangle_{M_0} |0\rangle_S |0\rangle_C, |0\rangle_{M_0} |t_j\rangle_S |t_j\rangle_C)$ can be understood colloquially as the error in running the computer up to time t_j .

Theorem 1 (Optimal classical and quantum frequential computers exist). *For all gate sets $\mathcal{U}_{\mathcal{G}}$, initial memory states $|0\rangle_{M_0} \in \mathcal{C}_{M_0}$ and initial logical states $|0\rangle_S \in \mathcal{P}(\mathcal{H}_S)$, there exists triplets $\{|t_j\rangle_C\}_{j=0}^{N_g}$, N_g , H_{M_0SC} parametrised by the power $P > 0$ and a dimensionless parameter $\bar{\varepsilon}$, such that for all $j = 1, 2, \dots, N_g$ and fixed $\bar{\varepsilon} > 0$ the large- P scaling is as follows*

$$T\left(e^{-it_j H_{M_0SC}} |0\rangle_{M_0} |0\rangle_S |0\rangle_C, |0\rangle_{M_0} |t_j\rangle_S |t_j\rangle_C\right) \leq \left(\sum_{k=1}^j \tilde{d}(\mathfrak{m}_k)\right) g(\bar{\varepsilon}) \text{poly}(P) P^{-1/\sqrt{\bar{\varepsilon}}}, \quad (\text{III.7})$$

for the following two cases:

Case 1):

$$f = \frac{1}{T_0} (T_0^2 P)^{1/2-\bar{\varepsilon}} + \delta f, \quad |\delta f| \leq \frac{1}{T_0} + \mathcal{O}\left(\text{poly}(P)P^{-1/\sqrt{\bar{\varepsilon}}}\right) \text{ as } P \rightarrow \infty, \quad (\text{III.8})$$

and $|t_j\rangle_C \in \mathcal{C}_C$, $j = 0, 1, 2, \dots, N_g$.

Case 2):

$$f = \frac{1}{T_0} (T_0^2 P)^{1-\bar{\varepsilon}} + \delta f', \quad |\delta f'| \leq \frac{1}{T_0} + \mathcal{O}\left(\text{poly}(P)P^{-1/\sqrt{\bar{\varepsilon}}}\right) \text{ as } P \rightarrow \infty. \quad (\text{III.9})$$

The proof can be found in appendix B. It is by construction. In the proof, the parametrization of triplets $\{|t_j\rangle_C\}_{j=0}^{N_g}$, N_g , H_{M_0SC} is defined explicitly in terms of $\bar{\varepsilon}$, while its parametrization in terms of P is implicitly defined via eq. (III.6).

Thus, up to an error in trace distance which decays faster than any polynomial, Theorem 1 shows the following. Case 1): Both conventional quantum and classical computers with optimal classical control exist. Case 2): Optimal quantum frequential computers (either of type 1 or 2) exist. This is to say that upper bounds eqs. (II.3) and (II.4) can both be saturated.

The coefficients $\tilde{d}(\mathfrak{m}_k)$ are related to the number of qubits in S which the gate $U(\mathfrak{m}_k)$ acts non-trivially on. E.g. if $U(\mathfrak{m}_k)$ is a 2-bit/qubit gate, then $\tilde{d}(\mathfrak{m}_k) \leq 4$. It is important that the error only grows with the number of qubits the gates act upon, rather than the total dimension d_S of the computation space S , which could be orders of magnitude larger. Note that the units in eqs. (III.8) and (III.9) are those of frequency as required since in this manuscript we are using units such that $\hbar = 1$.

As stated previously we have assumed T_0 to be constant. Let us briefly examine what happens if it is not constant. The initial energy E_0 is approximately proportional to $1/T_0$, thus the power scales as $(1/T_0)^2$, thus from eqs. (III.8) and (III.9) we see that f is linear in $(1/T_0)$. Hence while one can increase the gate frequency by increasing $1/T_0$, it only follows the classical scaling limit of eq. (II.2).

From Theorem 1 it also follows how N_g scales with P . In case 1) $N_g = T_0 f \sim \sqrt{P}$ as $P \rightarrow \infty$, while in case 2) $N_g = T_0 f \sim P$ as $P \rightarrow \infty$. This might be undesirable from a physical standpoint, since one may wish to increase the total number of gates N_g to be implemented at a give frequency f , without needing to increase the frequency itself. The reason behind this is because in our construction, every interaction term $I_{M_0S}^{(l)} \otimes I_C^{(l)}$ is only ‘‘used’’ once, to implement one gate (since the number of interaction terms and number of gates are equal). Such a setup would be highly wasteful from an engineering perspective. The underlying reason can be traced back to the fact that each interaction term only reads one memory cell.

One way to circumvent this shortcoming, would be to partition the gate sequence $\mathfrak{m}_1, \mathfrak{m}_2, \mathfrak{m}_3, \dots$ one wishes to implement into sequences of length N_g , run the computer with the 1st partition in the initial memory state $|0\rangle_{M_0}$ and then reset the control state to its initial state $|0\rangle_C$ at time t_{N_g} and $|0\rangle_{M_0}$ to the state which encodes the next partition. Then run the computer again. This however would require external control and thus unforeseeable costs, including, potential, a drop in frequency and or more power.

IV. QUANTUM FREQUENTIAL COMPUTERS ONLY REQUIRE A CLASSICAL INTERNAL BUS

In this section we will show how to extend the setup from the previous section to overcome the shortcomings mentioned in the previous paragraph. Moreover, we will show that even when we are operating in the quantum frequential computer regime, we only require additional classical resources to overcome these aforementioned difficulties. In other words, these additional classical resources in total will only require the same power consumption as the quantum ones, thus their addition will not change how the gate frequency of the quantum frequential computer scales with total power consumption.

To achieve this we will add to the setup an additional memory and control system which together can be thought of as an ‘‘internal bus’’ which will refresh the memory cells in M_0 at an appropriate rate. We will show that an optimal quantum frequential computer (either of type 1 or 2), only requires an internal bus whose control state is classical, and consumes the same amount of power as the quantum control system on C . In light of Theorem 1 and the upper bounds from section II, this may seem a priori surprising, since this additional control system has to perform the same number N_g of unitaries as the control on C in the same time interval T_0 . We will give an intuitive explanation of why later in section VI 3. Let us start by introducing the additional computer architecture associated with this new setup.

As with the previous section, we will define the exact states of the computer at times t_j just after the j th gate has been applied, and later see how fast (as a function of power) they can be reached under the dynamics of a time-independent Hamiltonian up to a small error.

We consider the setup in which the total number of logical gates implemented sequentially is $N_G = LN_g$ within a total runtime of the computer of $(L+1)T_0$, $L \in \mathbb{N}_{>0}$. The gate frequency is $f = N_G/LT_0 = N_g/T_0$ (since in the initial time interval $[0, T_0]$ the gates applied are not computational logic gates in \mathcal{U}_G). We denote by $t_{j,l}$ the time at which the $(j + lN_g)$ th gate is applied: $t_{j,l} := t_{j+lN_g} = t_k + lT_0$ ($j = 0, 1, 2, \dots, N_g$; $l = 0, 1, 2, \dots, L$), $L \in \mathbb{N}_{\geq 0}$. The computer goes through $L+1$ “cycles” during the computation by which it is meant that the state on C is periodic with a period T_0 , so that

$$|t_{j,l}\rangle_C = |t_{j,m}\rangle_C, \quad (\text{IV.1})$$

for all $l, m = 0, 1, 2, \dots, L$ and $j = 0, 1, \dots, N_g$.

With the exception of the 1st cycle, the computer will run analogously to that of the previous section, but with the memory M_0 refreshed so that it implements a new gate sequence on every cycle. The quantum frequential computer will implement a logical gate sequence with elements in \mathcal{U}_G , according to the sequence $(\mathfrak{m}_{1,1}, \mathfrak{m}_{1,2}, \dots, \mathfrak{m}_{1,N_g}, \mathfrak{m}_{2,1}, \mathfrak{m}_{2,2}, \dots, \mathfrak{m}_{2,N_g}, \mathfrak{m}_{3,1}, \dots, \mathfrak{m}_{3,N_g}, \dots, \mathfrak{m}_{L,1}, \mathfrak{m}_{L,2}, \dots, \mathfrak{m}_{L,N_g})$ with elements in \mathcal{G} . The logical space will remain unchanged during the first cycle: $|0\rangle_S = |t_{k,0}\rangle_S$, $k = 1, 2, 3, \dots, N_g$, and the gate sequence is fully implemented on it over the subsequent cycles: For $k = 1, 2, \dots, N_g$; $l = 1, 2, \dots, L$

$$|t_{k,l}\rangle_S = U(\mathfrak{m}_{l,k})U(\mathfrak{m}_{l,k-1})U(\mathfrak{m}_{l,k-2}) \dots U(\mathfrak{m}_{l,2})U(\mathfrak{m}_{l,1})U(\mathfrak{m}_{1,N_g}) \dots U(\mathfrak{m}_{1,3})U(\mathfrak{m}_{1,2})U(\mathfrak{m}_{1,1})|0\rangle_S. \quad (\text{IV.2})$$

The system responsible for refreshing the memory is what we call the internal bus. It has N_g bus lanes, where the l th lane is responsible for refreshing the l th memory cell on M_0 . All bus lanes cannot be turned on at once, but instead need to be turned on in a staggered manner over the 1st cycle. This requires a switch space W consisting in N_g switches—one per lane. Each switch state can be in an “on” or “off” state at time $t_{k,l}$:

$$|t_{k,l}\rangle_W := |t_{k,l}\rangle_{W_1} |t_{k,l}\rangle_{W_2} \dots |t_{k,l}\rangle_{W_{N_g}}, \quad |t_{k,l}\rangle_{W_j} \in \mathcal{C}_{W_j} := \{|\text{off}\rangle_{W_j}, |\text{on}\rangle_{W_j}\}, \quad (\text{IV.3})$$

where $|\text{off}\rangle_{W_j}, |\text{on}\rangle_{W_j}$ form an orthonormal basis for the Hilbert space \mathcal{H}_{W_j} . The switches are initiated to the all-off state: $|0\rangle_W := |\text{off}\rangle_{W_1} |\text{off}\rangle_{W_2} \dots |\text{off}\rangle_{W_{N_g}}$. Similarly, the memory cells on M_0 are initialised to a state $\mathbf{0} \notin \mathcal{G}$,

$$|0\rangle_{M_0} := |\mathbf{0}\rangle_{M_{0,1}} |\mathbf{0}\rangle_{M_{0,2}} \dots |\mathbf{0}\rangle_{M_{0,N_g}}, \quad (\text{IV.4})$$

where $|0\rangle_{M_0}$ is orthogonal to all states in \mathcal{C}_{M_0} . At later times, some of the memory cells in M_0 will have changed to take on values in \mathcal{G} , and as such the elements of $\{|t_{j,l}\rangle_{M_0}\}_{j,l}$ belong to $\mathcal{C}'_{M_0} := \mathcal{C}'_{\text{Cell}}^{\otimes N_g}$, $\mathcal{C}'_{\text{Cell}} = \{|\mathfrak{m}\rangle\}_{\mathfrak{m} \in \mathcal{G} \cup \{\mathbf{0}\}}$. We want to describe a scenario where the state $|\mathbf{0}\rangle_{M_{0,k}}$ informs the control on C to turn the k th switch from the off state, $|\text{off}\rangle_{W_k}$, to the on state $|\text{on}\rangle_{W_k}$. Moreover, we will now assume that the control system on C reads memory cell $M_{0,k}$ and implements the corresponding gate on S or W over a time interval $t \in [t_{k-1,l}, t_{k,l}]$. Thus all switches are turned on in the first cycle and are not turned off again. Explicitly, and defining $|t_{k,0}\rangle_W$ as the state of the switch at time $t_{k,0}$:

$$|t_{k,0}\rangle_W := \left[|\text{on}\rangle_{W_1} |\text{on}\rangle_{W_2} \dots |\text{on}\rangle_{W_k} |\text{off}\rangle_{W_{k+1}} |\text{off}\rangle_{W_{k+2}} |\text{off}\rangle_{W_{k+3}} \dots \right]_{N_g}, \quad (\text{IV.5})$$

for $k = 1, 2, \dots, N_g$ and where the notation $[\cdot]_{N_g}$ indicates that only the first N_g kets in the sequence are kept. In later cycles, the switches stay in their on position. I.e., for $k = 0, 1, 2, \dots, N_g$; $r = 1, 2, \dots, L$

$$|t_{N_g,0}\rangle_W = |t_{k,r}\rangle_W := |\text{on}\rangle_{W_1} |\text{on}\rangle_{W_2} \dots |\text{on}\rangle_{W_k} |\text{on}\rangle_{W_{N_g}}. \quad (\text{IV.6})$$

In the 2nd cycle, the aim is for the control on C of the quantum frequential computer to implement the first N_g gates in the gate sequence. For this, we need the internal bus, with control space C_2 , to exchange the state on M_0 in eq. (IV.4) for one containing the instructions for the 1st N_g logical gates, namely $\mathfrak{m}_{1,1}, \mathfrak{m}_{1,2}, \mathfrak{m}_{1,3}, \dots, \mathfrak{m}_{1,N_g}$. Similarly, in the l th cycle, the control on C should implement the gates corresponding to the sequence $\mathfrak{m}_{l,1}, \mathfrak{m}_{l,2}, \mathfrak{m}_{l,3}, \dots, \mathfrak{m}_{l,N_g}$.

Each of the N_g internal bus lanes control their own memory block. In particular, the initial state of the l th memory block, $|0\rangle_{M_{\#,l}}$, is a tensor-product state encoding a partition of the to-be-implemented gate sequence and thus belongs to the set:

$$\mathcal{C}_{M_{\#,l}} := \{ |\mathbf{0}\rangle_{M_{0,l}} |\mathfrak{m}_{1,l}\rangle_{M_{1,l}} |\mathfrak{m}_{2,l}\rangle_{M_{2,l}} \dots |\mathfrak{m}_{L,l}\rangle_{M_{L,l}} \mid \mathfrak{m}_{1,l}, \mathfrak{m}_{2,l}, \dots, \mathfrak{m}_{L,l} \in \mathcal{G} \}, \quad (\text{IV.7})$$

$l = 1, 2, \dots, N_g$. Thus collectively, the initial state of the entire memory, $|0\rangle_M := |0\rangle_{M_{\#,1}} |0\rangle_{M_{\#,2}} |0\rangle_{M_{\#,3}} \dots |0\rangle_{M_{\#,N_g}} \in \mathcal{C}_{M_{\#,1}} \otimes \mathcal{C}_{M_{\#,2}} \otimes \dots \otimes \mathcal{C}_{M_{\#,N_g}} =: \mathcal{C}_M$ encodes the entire logical gate sequence which is to be implemented on S. See fig. 3 for an illustration of the subsystems involved in their initial-state configuration.

While the memory M_0 is initially in a product state over the distinct memory cells, since the control on C_2 will be operating at a much lower frequency than that of the logical gate implementation, $f = N_g L / (T_0 L) = N_g / T_0$, it need not maintain its product-state nature at times $\{t_{k,l}\}_{k,l}$, ($k \neq 0$ and $l \neq 0$). Intuitively, one may think of the state at these times as containing some memory elements $\{\mathfrak{m}_{k,l}\}_{k,l}$ which are in the process of being read/written to. Consequently, while initially the memory and control on C_2 will be in product-state form, $|0\rangle_M |0\rangle_{C_2}$, they will be describe by a non-product state a later times: $\{|t_{j,l}\rangle_{MC_2}\}_{j,l}$. Nonetheless, it is important that the memory state being read during the interval $[t_{k-1,l}, t_{k,l}]$ by the control on C is in the appropriate state so that the gate sequence eq. (IV.2) is implemented. Denoting $|t\rangle_{M_{l,k}}$ the state of the cell $M_{l,k}$ at time t ; we thus require,

$$|t\rangle_{M_{0,k}} = |\mathfrak{m}_{l,k}\rangle_{M_{0,k}}, \quad (\text{IV.8})$$

for all $t \in [t_{k-1,l}, t_{k,l}]$, and $l = 1, 2, 3, \dots, L$; $k = 1, 2, \dots, N_g$. Note that this condition also necessitates that the state of the memory cell on $M_{0,k}$ at time $t \in [t_{k-1,l}, t_{k,l}]$ is a product state with the other systems. Moreover, it allows one to define the bus frequency f_{bus} as the frequency at which each bus lane re-freshens the memory M_0 with new information about the logical gate sequence. From eq. (IV.8) we see that this frequency, (i.e. the inverse time between updates of the memory cell on $M_{0,k}$) is bus-lane independent (i.e. k -independent), and given by

$$f_{\text{bus}} = \frac{1}{T_0}. \quad (\text{IV.9})$$

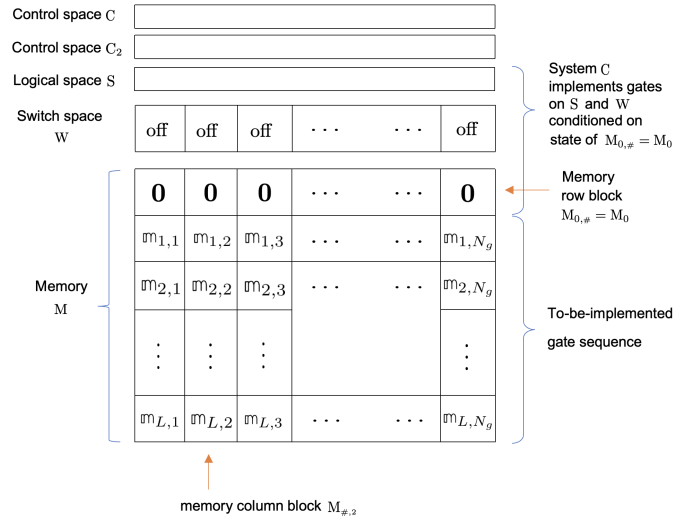


FIG. 3. Schematic of the computer's architecture (i.e. the systems involved). The switch W and memory M are shown in their initial states. The logical space S, is further divided into sub register spaces, as in a conventional quantum or classical computation register (this substructure only enters indirectly via the values of $\tilde{d}(\mathfrak{m})$, $\mathfrak{m} \in \mathcal{G}$ in this work). It is convenient to think of the dynamics induced via the Hamiltonian on states in \mathcal{C}_M as the result of a bus whose control emanates from a system C_2 . It is also convenient to think of this bus as consisting in a number N_g of lanes.^a The l^{th} bus lane can copy and write to memory cells in memory block $M_{\#,l}$ and can be turned on or off via changing the state of the switch in \mathcal{C}_{W_l} (which is located directly above the bus lane in the figure). The control system C can only read memory cells in M_0 sequentially from left to right, once per cycle and apply logical operations from $\mathcal{U}_{\mathcal{G}}$ to S sequentially and turn switches in W on or off. (Each cycle is of duration T_0 .)

^aThe "lane" terminology is in analogy with lanes in a motorway where the vehicles carry data, and the bus is the motorway. In this analogy, the vehicles cannot change lanes, so information initially in one lane will arrive at the end of the motorway in the same lane.

As in section IV, we aim to mimic this behaviour up to a small error with a time-independent Hamiltonian and at

particular gate frequency and power. The locality structure of our new Hamiltonian is

$$H_{\text{MWSCC}_2} := H_{\text{M}_0\text{WSC}} + H_{\text{MWC}_2}, \quad H_{\text{MWC}_2} := H_{\text{C}_2} + \sum_{l=1}^{N_g} I_{\text{MW}}^{(l)} \otimes I_{\text{C}_2}^{(l)}, \quad H_{\text{M}_0\text{WSC}} := H_{\text{C}} + \sum_{l=1}^{N_g} I_{\text{M}_0\text{WS}}^{(l)} \otimes I_{\text{C}}^{(l)}, \quad (\text{IV.10})$$

where $I_{\text{MW}}^{(l)}$ only acts non-trivially on memory cells and switch states on $\text{M}_{\#,l}\text{W}_l$ i.e.—the l th bus lane and its corresponding on/off switch. The Hamiltonian $H_{\text{M}_0\text{WSC}}$ is identical to those described in eq. (III.5) up to the interaction terms $\{I_{\text{M}_0\text{WS}}^{(l)}\}$ having additional support on the switch space—this is so that it can implement the turning on/off of the switches in the first cycle. The total Hamiltonian H_{MWSCC_2} is self-adjoint and has a ground state energy of zero. As with Hamiltonians eq. (III.5), the Hamiltonians in eq. (IV.10) can depend on \mathcal{G} but are independent of the initial memory state in C_M . This constraint is motivated analogously to the reasons given before in section III.

Analogously to the H_{C} , $\{I_{\text{C}}^{(l)}\}_l$ pair, the terms $\{I_{\text{C}_2}^{(l)}\}_l$ are diagonal in the discrete Fourier Transform basis generated from the energy-eigenbasis of H_{C_2} .

As before, the power is defined as the ratio between the total initial state average energy and the total number of gates implemented:

$$P' := \frac{E'_0}{T_0(L+1)}, \quad E'_0 := \text{tr}[\rho_{\text{MWSCC}_2}^0 H_{\text{MWSCC}_2}], \quad (\text{IV.11})$$

where $\rho_{\text{MWSCC}_2}^0$ is the density matrix for state $|0\rangle_{\text{M}}|0\rangle_{\text{W}}|0\rangle_{\text{S}}|0\rangle_{\text{C}}|0\rangle_{\text{C}_2}$. Analogously to how we defined the set of classical states for the control on C, we need to define the set of classical states for the control of the bus on C_2 as the set of non-squeezed states: the set C_{C_2} is the set of minimum-uncertainty states which share the same standard deviation with respect to H_{C_2} and a canonically conjugate operator t_{C_2} (up to normalization and vanishing corrections in the large P limit). See appendix A 2 for their full definitions.

Importantly, while we plan to implement a total of LN_g logical gates sequentially, the Hamiltonian only has $2N_g$ interaction terms. Since L will be large, this means we are “re-using” each interaction term many times during the computation which is far more efficient from an engineering perspective.

Note that the terms $H_{\text{M}_0\text{WSC}}$ and H_{MWC_2} do not commute in general since they both act non-trivially on memory cells M_0 and switches W . Physical speaking, this is because $H_{\text{M}_0\text{WSC}}$ generates the dynamics for performing gates on S and W controlled on the state of M_0 , while H_{MWC_2} generates the dynamics to write to M_0 the necessary memory cells from $\text{M}_{\#,1}, \text{M}_{\#,2}, \dots, \text{M}_{\#,L}$; controlling these operations on the state of W .

One may wonder why we included switch bits and did not simply use a simpler setup where they are always on. The reason for including switch states on W_j for turning on/off the control of the memory block on $\text{M}_{\#,j}$, is because of initial-condition requirements. In particular, in our construction, we need to turn on the memory blocks $\{\text{M}_{\#,j}\}_j$ sequentially to avoid malfunction. It is expected (we will not prove this here) that if the states on C_2 were quantum, that these switch bits would not be required and all bus lanes could always be on. However, they only add a relatively small overhead to the computational architecture and, as we will see, will permit us to use far fewer quantum resources to obtain the same performance—see section VI 3 for a longer discussion.

In the following, $h(\bar{\varepsilon})$ is independent of P and L , while $\text{poly}((L+1)P')$ is a polynomial in $(L+1)P'$ and independent of $\bar{\varepsilon}$. Both are independent from the elements in the set $\{\tilde{d}(\text{m})\}_{\text{m} \in \mathcal{G}}$. We also extend the definition of $\tilde{d}(\text{m})$ for $\text{m} \notin \mathcal{G}$: $\tilde{d}(\mathbf{0}) = 2$.

Theorem 2 (Optimal quantum frequential computers only require a classical internal bus). *For all gate sets \mathcal{U}_g , initial memory states $|0\rangle_{\text{M}} \in \mathcal{C}_\text{M}$ and initial logical states $|0\rangle_{\text{S}} \in \mathcal{P}(\mathcal{H}_\text{S})$, there exists $|0\rangle_{\text{C}}, |0\rangle_{\text{C}_2}$, $\{|t_{j,l}\rangle_{\text{C}}, |t_{j,l}\rangle_{\text{MC}_2}\}_{j=1,2,\dots,N_g; l=0,1,\dots,L}$, N_g , $H_{\text{M}_0\text{WSC}}$ parametrised by the power $P > 0$ and a dimensionless parameter $\bar{\varepsilon}$ (where elements $|t_{j,l}\rangle_{\text{C}}, |t_{j,l}\rangle_{\text{MC}_2}$ satisfy eqs. (IV.1) and (IV.8) respectively), such that for all $j = 1, 2, 3, \dots, N_g$; $l = 0, 1, 2, \dots, L$ and fixed $\bar{\varepsilon} > 0$, the large- P scaling is as follows*

$$T \left(e^{-it_{j,l}H_{\text{MWSCC}_2}} |0\rangle_{\text{M}} |0\rangle_{\text{C}_2} |0\rangle_{\text{W}} |0\rangle_{\text{S}} |0\rangle_{\text{C}}, |t_{j,l}\rangle_{\text{MC}_2} |t_{j,l}\rangle_{\text{W}} |t_{j,l}\rangle_{\text{S}} |t_{j,l}\rangle_{\text{C}} \right) \quad (\text{IV.12})$$

$$\leq \left(\sum_{r=0}^l \sum_{k=1}^j \tilde{d}(\text{m}_{r,k}) \right) h(\bar{\varepsilon}) \text{poly}((L+1)P') ((L+1)P')^{-1/\sqrt{\bar{\varepsilon}}}, \quad (\text{IV.13})$$

where $|0\rangle_{\text{C}}|0\rangle_{\text{C}_2}$, $\text{tr}_{\text{M}}[|t_{j,l}\rangle\langle t_{j,l}|_{\text{MC}_2}] \in \mathcal{C}_{\text{C}_2}$ and

$$f = \frac{1}{T_0} (T_0^2(L+1)P')^{1-\bar{\varepsilon}} + \delta f'', \quad |\delta f''| \leq \frac{1}{T_0} + \mathcal{O} \left(\text{poly}((L+1)P') ((L+1)P')^{-1/\sqrt{\bar{\varepsilon}}} \right) \text{ as } P' \rightarrow \infty. \quad (\text{IV.14})$$

Thus, up to an error in trace distance which decays faster than any polynomial, we have that an optimal quantum frequential computer (either of type 1 or 2) can run over many cycles while only requiring a classical bus.

Here, analogously to as Theorem 1, the gate frequency increase achieved by increasing $1/T_0$ results in only a classical scaling with power. However, since E'_0 is L -independent, the combination $(L+1)P'$ is L -independent and as such L can be increased without changing the gate frequency f (this is what one should expect, since L is the total number of cycles the computers runs through). Meanwhile, since $\left(\sum_{r=0}^l \sum_{k=1}^j \tilde{d}(m_{r,k})\right)$ scales, at most, linearly in L (since \mathcal{G} is a finite set), the error, characterized by the r.h.s. of eq. (IV.12), only increases linearly with L while it decreases faster than any polynomial in P' . As such, the quantum frequential computer can run over many cycles before errors become intolerable. More precisely, by setting $\bar{\varepsilon}$ small enough, the number of cycles can increase arbitrarily fast as a function of energy: $L \sim E'_0{}^{1/\sqrt{2\bar{\varepsilon}}}$, and the r.h.s. of eq. (IV.12) still converges to zero for large E'_0 .

Note that the power P' goes to zero in this limit. This is not inconsistent with bound eq. (II.3), since it is derived under the assumption of a fixed computational runtime interval. This assumption is broken as soon as the total run time, $T_0(L+1)$, is not constant. However, in said limit, the initial state also tends to infinite energy, and after $L+1$ cycles, would be degraded and would require renewing. This renewal would itself cost resources such as energy, among other things. As such, while this limit is in-principle physical, P in this case should not be considered as capturing the total cost. The principle goal of the next section is to remedy this.

V. NONEQUILIBRIUM STEADY-STATE DYNAMICS, POWER CONSUMPTION AND HEAT DISSIPATION

Theorems 1 and 2 demonstrate that computation can be formulated in a Hamiltonian dynamics picture with finite energy. However, we have seen that the errors in the computation build up over time, and at some point would cause a malfunction. At least in theory this is a priori not a problem: since in practice all algorithms one runs terminate in finite time, one could simply reset the oscillators to their initial state at the end of the computation. One could then simply quantify the costs associated with the reset process. However, this is not how conventional computers work, indeed, they work in a nonequilibrium steady-state configuration where the computer's clock is a self-oscillator [5]. The advantages of this is that self-oscillators automatically stabilise themselves leading to the above-mentioned nonequilibrium steady-state configuration where computation can (in principle) run indefinitely. This stabilisation mechanism requires heat dissipation allowing the computer to remain in a low-entropy state.

The physics of classical and semi-classical self-oscillators is well studied [5–11], but the case of an oscillator in a non classical state implementing gates, such as in the case of a quantum frequential computer is unknown. An important question is whether a quantum frequential computer can also run in a nonequilibrium steady-state where the oscillators are stabilised. In such a scenario, it is no longer meaningful to define the power as the ratio of total initial energy divided by the time the computation can run for before large errors occur (as per Theorems 1 and 2) since this ratio is zero because the runtime is infinite. In contrast, a meaningful definition of power in the current setup is the total energy flowing into the system per unit of time. Since nonequilibrium steady-states can be formulated as open quantum systems, energy can be exchanged between the system and its environment. While such a change in the definition of power would be natural, it could be that in the quantum control setting, a gate frequency proportional to the power consumed is no longer obtainable. In this section, we will prove that it is indeed still obtainable and characterise the heat dissipation rate (we comment on the consequences for cooling in section VI).

We now describe the mathematical framework for this section. We use an open quantum system to stabilise the oscillator on C which is driving the computation. We will also have a bus playing the same role as in Theorem 2. However, since we have already proved in Theorem 2 that it can operate at the classical limit, even in the case of an optimal quantum frequential computer, we will not need to model it explicitly this time around. This is because the physics of stable classical oscillators is well understood. In particular, a class of so-called self-oscillators are stable under small perturbations and thus when used for the bus in our protocol, would be stabilised. However, since these stabilization protocols are for classical oscillators, it is not clear if our quantum oscillator on C can also be autonomously stabilized while also implementing logical gates, and if so, at what cost.

We model the dynamics of the computer and its interaction with the environment via a dynamical semigroup.

Before we explain each term of said dynamical semigroup, let us pause for a moment to garner intuition from the Hamiltonian model of a quantum frequential computer in section IV about the properties said dynamical semigroup should possess: in the Hamiltonian model, the state of the oscillator on C at times $t_{0,l} = lT_0$ is close to (but not equal to) its initial state, $|0\rangle_C$. These deviations grow with increasing l ; see fig. 4 a) for an illustration. The origin of these deviations can be understood as a consequence of back-action on the control due to the implementation of gates, since

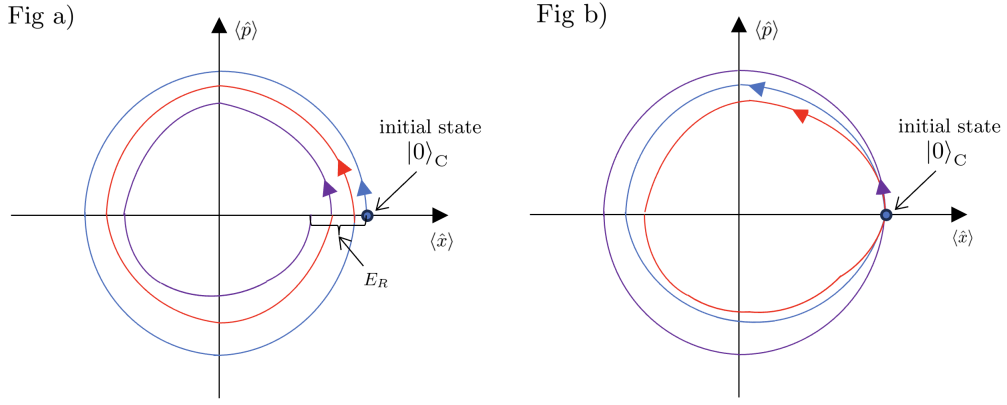


FIG. 4. Qualitative illustration of representative dynamics of the oscillator on C in quadrature space over 3 cycles (1st cycle in blue, 2nd in red, 3rd in purple). Arrows indicate direction of dynamics over time. Fig a). State of the oscillator from section III: At the end of each cycle (of duration T_0) the oscillator gets close to the state it started in when initiating the cycle. In this way, small errors accumulate over many cycles ultimately leading to an intolerable error E_R . While we see from Theorem 2 that said errors decrease rapidly with increasing power, for any given power, they eventually become large after sufficiently many cycles. Fig b). State of the oscillator from section V: With high probability, the oscillator is renewed to its initial state at the end of each cycle, leading to a quantum frequential computer in a nonequilibrium steady-state. Observe that the dynamics during each cycle are not identical, due to differing perturbations caused by the implementation of different gate sequences in each cycle. As such, this renewal cannot be unique: it must map many states to the same initial state, correcting for these small errors towards the end of each cycle to prevent them becoming large over many cycles.

when the interaction terms responsible for gate implementation, $\{I_{M_0WS}^{(l)} \otimes I_C^{(l)}\}_l$, are removed, the resulting dynamics of the control on C is *exactly* periodic, i.e. it is returned to its initial state $|0\rangle_C$ at times $t_{0,l} = lT_0$, $l \in \mathbb{N}_{>0}$.

We therefore want the dynamical semigroup to have the property that it maps the state of the oscillator on C to *exactly* its initial state periodically at the end of each time interval $[0, T_0]$; see fig. 4 b). Since these perturbations are small, this only consists in a small correction per cycle orchestrated via the coupling to the environment.

To avoid the action of this stabilisation mechanism inadvertently corrupting the application of the last gate in each cycle, we will refrain from applying said gate in each cycle. We will therefore only apply $N_g - 1$ gates per cycle and will only require $N_g - 1$ bus lanes (memory bloq $M_{\#, N_g}$ is removed).³ Furthermore, since we will not model the bus explicitly, we can use a Hamiltonian of the form eq. (III.5) but without the interaction for the last gate. Recall that it is bloque-diagonal in the memory-basis of the register, \mathcal{C}_{M_0} (recall eq. (III.1)). Therefore, since the dissipative part of the dynamical semigroup will not couple to the register, this latter condition ensures that the memory will not evolve under the dynamics we are modelling explicitly.

The time-independent generator of dynamics is thus of the form

$$\mathcal{L}_{M_0SWC}(\cdot) = -i[H'_{M_0SWC}, \cdot] + \mathcal{D}_C(\cdot), \quad (\text{V.1})$$

where \mathcal{D}_C is a dynamical semigroup dissipater on C. In our case, it can be further decomposed as $\mathcal{D}_C = \mathcal{D}_C^{\text{re}} + \mathcal{D}_C^{\text{no re}}$, where $\mathcal{D}_C^{\text{re}}$ generates the renewal process: it maps all input states to one unique output state $|0\rangle\langle 0|_C$. This many-to-one aspect is crucial for stability since the state of the control towards the end of each cycle depends on the gate sequence implemented in said cycle. And since this differs for each cycle, so does the control state. As such, it is important that all said states are mapped back to the same state to complete the cycle of the oscillator exactly so that it is stable under the perturbations caused by gate implementations. The probability with which this renewal process occurs is however input-state dependent—This is also crucial, since it is important that the stabilisation events occur with overwhelming probability at the end of each cycle, and not at some other time earlier on in the cycle. This is the mechanism via which we will accomplish this.

The Hamiltonian part is

$$H'_{M_0SWC} = H_C + \sum_{l=1}^{N_g-1} I_{M_0SW}^{(l)} \otimes I_C^{(l)}, \quad (\text{V.2})$$

³As we will see, this change will not affect the asymptotic since $N_g - 1 \sim N_g$ for large N_g .

and bloque-diagonal in the \mathcal{C}_{M_0} basis.

The initial state of the computer we will consider in the theorem in this section are pure states of the form $|0\rangle_S |0\rangle_W |0\rangle_{M_0} |0\rangle_C$ (although see section VI for generalisations to mixed states). Similarly to the Hamiltonians in the previous sections, we demand that the generator of dynamics eq. (V.1) is independent of the gate sequence $(\mathfrak{m}_{l,k})_{l,k}$ encoded into the initial state $|0\rangle_M$. The reason for imposing this constraint is the same as that explained in section III.

Let us denote by $\rho_{M_0\text{SWC}}(\tau)$ said initial state after evolving for a time $\tau > 0$ according to the generator of dynamics, eq. (V.2). This state is a mixed state. What is more, since the renewal process is probabilistic in time, at any time $\tau = \tau_l + t$, the mixed state of the dynamics can be written as an ensemble of states where each element of the ensemble has been renewed a number $l \in \mathbb{N}_{\geq 0}$ of times: $\rho_{M_0\text{SWC}}(\tau) = \sum_{l=0}^{\infty} P(t|\tau_l) \rho_{M_0\text{SWC}}(t|\tau_l)$, where $\rho_{M_0\text{SWC}}(t|\tau_l)$ is the state in the ensemble at time $\tau = \tau_l + t$, which has passed through the state $|0\rangle_C$ (due to the application of the renewal map \mathcal{D}^{re}) a total of l times in the time interval $[0, \tau_l]$, and none in the interval $(\tau_l, t]$. We denote by $P(t, +1|\tau_l)$ the probability associated with this state being renewed one more time at time τ .⁴

Since we are not modelling the bus explicitly, the only requirement is that it can perform its function of updating the memory on M_0 analogously to how it did in section IV. We can write this condition in terms of t as

$$|t\rangle_{M_0,k} = |\mathfrak{m}_{l,k}\rangle_{M_0,k}, \quad (\text{V.3})$$

for all $t \in [t_{k-1}, t_k)$, $k = 1, 2, \dots, N_g - 1$. Since we will be operating in a steady-state, eq. (V.3) must hold for all $l \in \mathbb{N}_{\geq 0}$ which implies we are either assuming that the memory on M is unbounded or that the gate sequence is periodic (this is a merely mathematically convenient assumption for the obvious reasons).

As with Theorems 1 and 2, it is useful to introduce states which correspond to the state of the quantum frequential computer during its computational runtime under the hypothetical assumption that no errors occurred. In our current setup, this corresponds to states at times $\{t_j + \tau_l\}_{j,l}$ (given that the l^{th} renewal occurred at time τ_l), where the dynamics of the l^{th} cycle has not introduced any errors. The utility of introducing such states is that we can see how close the actual dynamics to said states is, thus quantifying errors. We denote these states by $\{|[t_j|\tau_l]\rangle_{M_0\text{SWA}} |[t_j|\tau_l]\rangle_C\}_{j=0}^{N_g}$. Here A is a fictitious purifying system to allow us to work with pure states for simplicity of notation. It is useful for these states to only capture the idealised dynamics *between* each renewal. As such, they are defined to be equal to the actual dynamics just after each renewal event occurs:

$$|[0|\tau_l]\rangle_{M_0\text{SWA}} = |\rho(0|\tau_l)\rangle_{M_0\text{SWCA}} = |\rho(0|\tau_l)\rangle_{M_0\text{SWA}} |0\rangle_C, \quad (\text{V.4})$$

where $\text{tr}_A[|\rho(0|\tau_l)\rangle\langle\rho(0|\tau_l)|_{M_0\text{SWCA}}] = \rho_{M_0\text{SWC}}(0|\tau_l)$ and the last equality is due to the fact that the renewal process maps the state on C to $|0\rangle_C$ at time τ_l . The idealised states $|[t_k|\tau_l]\rangle_{M_0\text{SWA}}$ update via the exact application of the logical gates $\{U(\mathfrak{m}_{l,j})\}_{j=1}^k$ on S or W and a set of local unitaries on the memory $\{U_{M_0A}^{(l,j)}\}_{j=1}^k$ to guarantee the fulfilment of eq. (V.3):

$$|[t_k|\tau_l]\rangle_{M_0\text{SWA}} = U_{M_0A}^{(l,k)} \dots U_{M_0A}^{(l,2)} U_{M_0A}^{(l,1)} U(\mathfrak{m}_{l,k}) \dots U(\mathfrak{m}_{l,2}) U(\mathfrak{m}_{l,1}) |\rho(0|\tau_l)\rangle_{M_0\text{SWA}}. \quad (\text{V.5})$$

Since we assume this for all $l \in \mathbb{N}_{\geq 0}$, this assumption is implicitly assuming that the oscillator on C_2 has been stabilized, otherwise small errors would add up over many cycles leading to the impossibility to implement eq. (V.3) to high precision. The exact nature of the state of $M_0 \setminus M_{0,k}$ over the time interval $t \in [t_{k-1}, t_k]$ is not so relevant since the dynamics will have close to zero support on it. For concreteness, we will assume zero knowledge of this state i.e. that it is in a maximally mixed state.

As the following theorem proves, this system can now function in a nonequilibrium steady-state. As such, unlike in Theorems 1 and 2, defining power as initial energy over runtime is meaningless, as discussed above. Moreover, like in an actual computer, since this formulation of a quantum frequential computer is an open system, energy flows into the system and is dissipated out of it in the form of heat. Using standard theory [12, 13], the amount of energy flowing out of the system in an infinitesimal interval $[\tau, \tau + d\tau]$ is $-\text{tr}[H'_{M_0\text{SWC}} \mathcal{D}_C(\rho_{M_0\text{SWC}}(\tau))]d\tau$, where $\rho_{M_0\text{SWC}}(\tau)$ is the solution to eq. (V.1) at time τ . We however are interested in the energy flow per cycle. We can break the energy flow of the l^{th} cycle into two parts: the energy required for the renewal event itself, E^{re} , occurring at time τ_l , and any energy flow occurring in the time interval (τ_l, τ_{l+1}) corresponding to the time between the l^{th} renewal and the subsequent one; denoted $E^{\text{after re}}$. On cycle average, E^{re} is given by

$$\langle E^{\text{re}} \rangle := - \int_0^{\infty} ds \text{tr}[H'_{M_0\text{SWC}} \mathcal{D}_C^{\text{re}}(\rho_{M_0\text{SWC}}(s|\tau_{l-1}))] \quad (\text{V.6})$$

⁴We use the convention $\tau_0 := 0$, such that $P(t, +1|\tau_0)$ is the probability associated with the 1st renewal.

and is negative, implying that it corresponds to energy flowing into the computer. This can be interpreted as work done on C to renew the oscillator. On cycle average, $E^{\text{after re}}$ is given by

$$\langle E^{\text{after re}} \rangle := - \int_0^\infty dt P(t, +1|\tau_l) \int_0^t ds \text{tr}[H'_{M_0\text{SWC}} \mathcal{D}_C^{\text{no re}}(\rho_{M_0\text{SWC}}(s|\tau_l))], \quad (\text{V.7})$$

and is positive, implying that between cycles energy flows out of the computer into the environment. It corresponds to energy from the renewal event which is slowly—over the course of a complete cycle—dissipated back out of the quantum frequential computer. This energy is likely irrecoverable and so in a worst-case scenario can be completely associated with heat. As we show in the proof of theorem 3, $\langle E^{\text{re}} \rangle$ and $\langle E^{\text{after re}} \rangle$ are both l -independent up to a vanishingly small and uniformly bounded quantity and as such we have not explicitly displayed their l -dependency in our notation. Physically, this vanishingly small l dependency stems from the fact that a different gate sequence is being implemented in each cycle.

Note that given a term $\mathcal{D}_C^{\text{re}}$ what stabilises the oscillator, the term $\mathcal{D}_{M_0\text{SWC}}^{\text{no re}}$ is necessary in order for the sum of the two terms to form a valid dissipater for a dynamical semigroup. Hence the necessity of the dissipation of energy within our model—This is likely a universal feature. We define the power as the total energy per cycle over the cycle time

$$P'' := P^{\text{re}} + P^{\text{after re}}, \quad P^{\text{re}} := \frac{|\langle E^{\text{re}} \rangle|}{T_0}, \quad P^{\text{after re}} := \frac{\langle E^{\text{after re}} \rangle}{T_0}. \quad (\text{V.8})$$

As before, we assume T_0 to be constant, so that an increase in P'' stems from an increase in energy per cycle, rather than a change in the cycle time itself (varying the cycle time T_0 is not very interesting, as commented on after Theorem 3). Some of the energy flowing out of the system, $\langle E^{\text{after re}} \rangle$, will come from the energy flowing into the system, $\langle E^{\text{re}} \rangle$, and thus this is an overestimate. However, since we want to deal with the worst-case-scenario energy consumption, we use this definition. Moreover, we show in the proof of Theorem 3 that $\langle E^{\text{after re}} \rangle \leq -\langle E^{\text{re}} \rangle + \delta E$, where δE vanishes as $\langle E^{\text{re}} \rangle$ becomes large. As such the inclusion of $\langle E^{\text{before re}} \rangle$ in the definition does not change how quantities scale with increasing P'' , which is what we are interest in.

We are now ready to state our existence theorem for optimal nonequilibrium steady-state quantum frequential computers. We just clarify notation beforehand: In below theorem, since we have removed the N_g^{th} bus lane, the memory states $\{\mathfrak{m}_{l,N_g}\}_l$ do not exist, and we make the association $\tilde{d}(\mathfrak{m}_{l,N_g}) = 1$. Like before, $g(\bar{\varepsilon}) > 0$ is a P -independent function of $\varepsilon > 0$, while $\text{poly}(P)$ is an $\bar{\varepsilon}$ -independent polynomial in P . They are both l independent.

Theorem 3 (Nonequilibrium steady-state optimal quantum frequential computers exist). *For all gate sets $\mathcal{U}_{\mathcal{G}}$, initial gate sequences $(\mathfrak{m}_{l,k})_{l,k}$ with elements in \mathcal{G} , and initial logical states $|0\rangle_{\mathcal{S}} \in \mathcal{P}(\mathcal{H}_{\mathcal{S}})$, there exists $|0\rangle_{\mathcal{C}}$, $\{|t_j|\tau_l\rangle_{\mathcal{C}}\}_{j=1,2,\dots,N_g;l \in \mathbb{N}_{\geq 0}}$, N_g , $\mathcal{L}_{M_0\text{SWC}}$ parametrised by the power $P'' > 0$ and a dimensionless parameter $\bar{\varepsilon}$ (where elements $||t_j|\tau_l\rangle_{\mathcal{C}}$, satisfy eq. (V.5)), such that for all $j = 1, 2, 3, \dots, N_g$; $l \in \mathbb{N}_{\geq 0}$ and fixed $\bar{\varepsilon} > 0$, the following large- P'' scaling hold simultaneously*

- 1) Given that $l \in \mathbb{N}_{\geq 0}$ renewals occurred in the time interval $[0, \tau_l]$, the probability that the next renewal occurs in the interval $[\tau_l + T_0 - t_1, \tau_l + T_0]$ is:

$$\int_{\tau_l + T_0 - t_1}^{\tau_l + T_0} dt P(t, +1|\tau_l) = 1 - \varepsilon_r, \quad 0 < \varepsilon_r \leq \left(\sum_{k=1}^{N_g} \tilde{d}(\mathfrak{m}_{l,k}) \right) g(\bar{\varepsilon}) \text{poly}(P'') P''^{-1/(2\sqrt{\bar{\varepsilon}})}, \quad (\text{V.9})$$

- 2) The deviations in the state between renewals are small: For $j = 1, 2, \dots, N_g$,

$$T \left(\rho_{M_0\text{SC}}(t_j|\tau_l), |[t_j|\tau_l]\rangle_{M_0\text{SWA}} |[t_j|\tau_l]\rangle_{\mathcal{C}} \right) \leq \left(\sum_{k=1}^j \tilde{d}(\mathfrak{m}_{l,k}) \right) g(\bar{\varepsilon}) \text{poly}(P'') P''^{-1/\sqrt{\bar{\varepsilon}}}, \quad (\text{V.10})$$

- 3) The gate frequency has the asymptotically optimal scaling in terms of power:

$$f = \frac{1}{T_0} (T_0^2 P'')^{1-\bar{\varepsilon}} + \delta f', \quad |\delta f'| \leq \frac{1}{T_0} + \mathcal{O} \left(\text{poly}(P'') P''^{-1/(2\sqrt{\bar{\varepsilon}})} \right) \text{ as } P'' \rightarrow \infty. \quad (\text{V.11})$$

A few important observations: First note that, the bus width $N_g - 1$ is give by $T_0 f - 1$ and thus grows defectively linearly in the power [analogously to as in Theorem 2]. Secondly, the only dependency on l in the r.h.s. of the inequalities in items 1), 2), 3) is through the summation over $\tilde{d}(\mathfrak{m}_{l,k})$. However, since \mathcal{G} is a finite set, $\sum_{k=1}^{N_g} \tilde{d}(\mathfrak{m}_{l,k})$ is upper bounded by a linear-in- P'' function which is l and $\bar{\varepsilon}$ independent. This l independency of the r.h.s. of

the inequalities is important, because it means that the errors are independent of how many cycles the quantum frequential computer has been through. This is in contrast to the summation $\left(\sum_{r=0}^l \sum_{k=1}^j \tilde{d}(m_{r,k})\right)$ from eq. (IV.13) in Theorem 2, which grows approximately linearly in l , the total number of cycles the computer at been through.

Also note that increasing $1/T_0$ would only result in an increase of f in line with the classical scaling limit [see discussion after Theorem 1 which can readily be seen to apply equally well to Theorem 3].

Item 1) demonstrates that, up to a vanishing error, the renewal is occurring exactly when we want it to: in the interval just before the cycle ends. Moreover, recall that $t_1 = T_0/N_g \sim 1/P''$ so the length of interval of integration $[\tau_l + T_0 - t_1, \tau_l + T_0]$ approaches zero at a rate inversely proportional to the power.

As regards to item 2) while errors on the control are not accumulative, logical errors due to small errors in gate implementation will still persist. These are small and can be corrected using conventional error correction as elaborated on in section VI.

Since we have modelled the classical oscillator on C_2 driving the bus implicitly via the assumption eq. (V.3), the power consumption, P'' , of the oscillator on C controlling the implementation of logical gates is not the only power consumption of the quantum frequential computer. The oscillator on C_2 controlling the bus has the same cycle time and mean energy as the state on C (recall section IV). The main difference is that, contrary to the state on C , it is a non-squeezed state. Squeezing states generally requires energy and as such the power required to stabilise the oscillator on C_2 should be less than that required to stabilise the oscillator on C . As such, at most, the power requirements for the oscillator on C_2 should be proportional to those of C , namely P'' . Therefore, the total power requirements P_{tot} should scale as $P_{\text{tot}} \sim P''$ and hence the quantum advantage of quantum frequential computers should be maintained when total power considerations are taken into account. Note also that these total-power-to-gate-frequency relationships are in line with the results obtained in Theorem 2, where both oscillators (the one on C and C_2) were modelled explicitly and the total power of both oscillators taken into account. Of course, in practice this would likely be a large engineering challenge, requiring careful design not to waste too much power in non-linear dissipative processes. Moreover, other necessary processes such as register initialization, error correction of the logical computation registers and readout will require some power consumption, However, there is priori no reason to believe that the cost of readout and register initialization should be any different for a quantum frequential computer, as a conventional quantum or classical computer. We argue that the same should be true for the error correction of the logical computation register in section VI.

VI. DISCUSSION

1. Pure vs. mixed states

Pure states are arguably an idealisation of mixed states. In this manuscript, in the main, we have used a pure-state formalism for simplicity of expression. Moreover, in the theorems of the main text, the pure system state on S can be identified with the purification of a mixed state of a smaller system which we would now associate with the “actual” logical/physical system. In such a scenario, the upper bounds on the dynamics still hold when replacing the purifications with their mixed counterparts since the trace distance satisfies the data processing inequality and the operations performed on S would act trivially on the ancillary purifying system. For the classical register, we could replace it with a probabilistic mixture over the pure orthogonal register states. Since our bounds hold for every said pure state, they would also hold for the ensemble state. This would of course correspond to increase error in the computation due to uncertainty in the initial state of the memory—This setup would correspond to the computer implementing different algorithms according to some probability distribution over them.

As for the control system, as can be seen in the appendices, there are parameters of the initial state which could have been chosen differently for which effectively the same bounds hold, such as n_0 . As such, replacing it with a probabilistic mixture over said states would not change the results qualitatively.

2. Error correction

The logical space of the computation in a quantum frequential computer will likely require error correction. This will naturally be simpler for a type-1 quantum frequential computer than the type-2 variants, since error correction for solely classical algorithms is notoriously easier than for quantum ones; e.g. the Eastin-Knill no-go theorem [14] does not hold for classical algorithms. The reason why error correction should still be necessary is that the gate implementation is not error-free as we have seen. One may be concerned that this will be much harder for a quantum frequential computer compared with a conventional quantum or classical computer running at a much lower gate

frequency. However, note that the theorems developed here show that errors per gate can decrease with power fast enough so that, in a fixed time window, while the total number of implemented gates is increasing, the total gate error is decreasing. Therefore, even if the gate frequency is much higher than the time required to perform one round of error correction, one can “pause” the computation for the required time needed to implement one round of error correction at regular intervals (say a fixed multiple of T_0). Thus error correction should only add a small multiplicative factor to the runtime. Of course, this reasoning only takes into account errors caused directly by the control itself, but not those from the environment. However, the rate of environmentally-induced errors should depend solely on the rate of background processes unrelated to the control itself (e.g. an incoming galactic gamma-ray). As such these errors should also be adequately correctable via the above scheme. Its also important to note that the “pausing” of the quantum frequential computer mentioned above can be achieved completely autonomously already within the models presented here. To do so, one only needs to include the identity gate id in gate set \mathcal{G} and insert sequences (id , id , \dots , id) of length J in-between the memory cells encoding the algorithm at regular intervals. Since the identity gate acts trivially on S this will “pause” the computation for a time Jt_1 at regular intervals allowing external intervention. While these error correction intervals can be predicted in advance of starting the computation and hence already interlaced with the memory cells containing the algorithm before starting the computation, one can also do it on the fly with only classical control since the memory cells are only read/written to by the bus at the bus frequency, $f_{\text{bus}} = 1/T_0$, thus leading to ample time for updating. Note also that this “pausing” mechanism can also be used at read out, if the readout mechanism is slower than the logical gate frequency.

3. *Intuitive explanation to why the internal bus of a quantum frequential computer can be classical*

In the model of a quantum frequential computer of section IV, the oscillator on C which controls the application of the logical gates is quantum while the oscillator on C_2 responsible for updating the memory cells on M_0 with gate instructions is classical. However, both oscillators perform the same number of unitary operations per cycle and consume the same power. Since the computer is an optimal quantum frequential computer, this may a priori seem contradictory in light of the upper bound eq. (II.2). The intuitive explanation of what is occurring is as follows: In the case of the application of logical gates on C the time windows in which said gates are being applied have to be non-overlapping—This is because the logical gates do not commute in general. However, the time windows over which the unitaries are being applied by the bus control system on C_2 significantly overlap. This is not a problem because, on cycle average, only one unitary transformation is applied per bus lane. Each bus lane is on a different space (recall fig. 3), and thus unitaries applied to different bus lanes commute. The only restriction on the time window over which each unitary transformation is applied is that of the cycle time T_0 , since if it were larger, then the applications of unitaries on the same bus lane would start to overlap and cause errors. Note that it is because these time windows are the same as the cycle time itself, that updates to memory cells in M_0 required for the next cycle, are already starting in the previous cycle. It is because of this fact, together with the desire to start in a product state of the memory cells in M , that the bus lanes needed to be turned on in a staggered fashion, and hence the need for the switch bits on W .

The classical state on C_2 used in the proof of the theorem in section IV is at the optimal classical limit (i.e. optimal quantum standard limit) of performance. We suspect that this is necessary and that noisier classical states would only suffice for controlling the bus of a sub optimal quantum frequential computer. Future work will aim to show this. Also see section VII 2 for discussion on classical systems which are anticipated to suffice.

A small after-remark: in the above explanation, the terminology “time window” suggests that before and after said window, the unitary in question is not being applied. This is purely for simplicity of explanation, in the actual model, the gates are being applied always, and thinking in terms of time windows with the above properties is simply an extremely good approximation of the underlying dynamics.

4. *Oscillator synchronization*

In the context of Theorem 3 some synchronization of the two oscillators is required due to the small statistical fluctuations in cycle time originating from interactions with the environment. Synchronisation of two classical oscillators is routine and well understood [15, 16] but one may wonder if quantum resources are required to do this in the case of a quantum frequential computer, since one of the oscillators is quantum in nature. We envisage that even for quantum frequential computers, the physics of classical synchronization suffice. This is because the conditions on the registers (eq. (V.3)) are only necessary conditions, in practice the classical bus oscillator can write this information to the allocated memory cell before this time and update it after this time. It can do this at some constant fraction of the bus frequency f_{bus} with high probability. Indeed, this is actually the case for the classical oscillator on C_2

in the case of the oscillator used in the proof of Theorem 2 (as can be seen in appendix C). As such, the classical oscillator on C_2 controlling the bus only needs to be in sync with the oscillator on C within a constant fraction of the frequency f_{bus} , which is a far fry from the much faster gate frequency f . Therefore, in order to keep the oscillator on C_2 sufficiently in sync with that on C , the oscillator on C only needs to generate a classically-detectable signal at the end of each cycle. This can either be done by measuring a classical bit on S which C generates per cycle or via monitoring classically when the renewal process occurs. In appendix D 3 we show how the renewal process can easily generate this classical bit in the setting of Theorem 3.

5. Heat generation and cooling requirements

We have shown that an optimal quantum frequential computer operating in a nonequilibrium steady state is achievable in which the heat generated is proportional to the power. This is not surprising, since heat generation is usually proportional to the power consumption in classical devices. Moreover, the cooling rate required to prevent a device from overheating is proportional to the rate at which heat is produced, so that a constant temperature can be maintained. Since we have shown that an optimal quantum frequential computer has a quadratically higher frequency as a function of power, it also has a quadratically higher frequency as a function of the required cooling.

In practice, there might be some heat generated when each gate is applied due to some noisy coupling with the environment, but since our results show that this coupling would not be fundamental, in principle, it could be made arbitrarily small by a sequence of improved less-noisy engineered gates operations. Thus not leading to a significant overall increase in heat generation.

6. Irreversible computing

While our quantum frequential computer is modelled with unitary gates (both in the type-1 and type-2 cases), it can nevertheless easily accommodate irreversible computation without difficulty: to do so, one has to erase and subsequently re-use subspaces of the logical space S if the information stored on it becomes redundant during the computation. This—like in the conventional computing setting—allows for a smaller logical space overhead for certain algorithms. It will of course have the usual associated costs with it: Landauer erasure entropy production.

7. Nature of the logical space in a type-1 quantum frequential computer

In this type, \mathcal{G} only admits a classical gate set, and hence the logical space is always in a tensor-product state of logical zeros and ones after the application of each gate—as is to be expected in classical computation. However, we have not restricted the dynamics during the application of said gates. Therefore, it is likely that said dynamics takes logical states momentarily into superpositions of logical zeros and ones only returns to a logical state of zeros and ones at the end of the gate application. In this sense, the logical space, even when implementing purely classical algorithms, is “quantum”. However, conventional classical active error correction techniques still apply, even when the logical space is only classical between gate applications. This is an advantage of a type-1 quantum frequential computer over the type-2 variant since classical active error correction is easier than quantum error correction as discussed in section VI 2.

8. Classical control states

In this manuscript, we have used the term “classical states” to refer to quantum systems on C or C_2 with standard quantum limit properties. The motivation is that quantum theory is the best representation of the world that we have for non-relativistic physics, and as such the most meaningful. We have also noted via a simple example in section II how a Liouvillian description leads to unphysical results, when optimising the power-gate-frequency relation. It is expected that the results of this manuscript can be reproduced when the systems we have referred to as classical can be replaced by stochastic ones. Furthermore, oscillators with the same relevant properties as the conventional laser should suffice for usage as the classical oscillator systems we consider here—see section VII 2 for more details.

9. Coupling terms in the Hamiltonian

We have explained that the state on C is non-classical in the case of a quantum frequential computer. It is worth remarking that the nature of the interaction terms $\{I_C^{(l)}\}_l$ used for the Hamiltonians of the quantum frequential computers in this manuscript also appear to be critical. They have to be chosen in a way that they exert minimal back-reaction on the state of the oscillator in order not to degrade it too quickly.

As detailed in section III, they are chosen to have a particular form, namely diagonal in the discrete Fourier transform basis of the eigenbasis of the free Hamiltonian H_C (a quantum harmonic oscillator). This is not a common basis for interaction terms to couple to. It is far more common for the coupling terms to be diagonal in the position basis, (i.e. a function of the position operator \hat{x}) or sometimes the momentum basis (i.e. a function of the momentum operator \hat{p}). An interesting question is whether such Hamiltonians (i.e. Hamiltonians of the form eq. (III.5) with $I_C^{(l)} \mapsto I_C^{(l)'}$), $I_C^{(l)'}(\cdot) : \mathbb{R} \rightarrow \mathbb{R}_{\geq 0}$) are capable of producing quantum frequential computers—We suspect not. Interaction terms of the form $\{I_C^{(l)}\}_l$ can be constructed in physical settings, as shown theoretically in [17].

10. Quantum speed limits

All quantum systems evolving under Hamiltonian dynamics obey so-called quantum speed limits. These are lower bounds on the time required for a quantum state to become orthogonal to itself as a function of its mean and standard deviation in energy [18, 19]. While originally formulated for Hamiltonian evolutions, they were later generalised to dynamical semigroups [20, 21]. Here we will discuss their relation to the results in this paper, starting from the classical and quantum upper bounds, eqs. (II.2) and (II.3), followed by Theorems 1 and 2.

The optimal classical bound of eq. (II.2) does not follow from what was known about quantum speed limits. Indeed, until recently it was widely believed that classical systems do not satisfy a speed limit at all [22, 23], not least as to whether there exists any quantum advantage. It is necessary to have both the classical and quantum limits in order to show there is a quantum advantage to computing when the control is quantum even for classical algorithms. Without such a result, the concept of a quantum frequential computer is void of meaning. The upper quantum bound, eq. (II.3), could have alternatively been derived from quantum speed limits. However, deriving both bounds using a metrology approach helps to understand their connection. Furthermore, the upper quantum bound, eq. (II.3) (or equivalently, quantum speed limits) while imposing an upper bound on the speed of computation, does not by any means imply that it is actually achievable by a computer, since a useful computer requires far more structure than merely passing through a sequence of orthogonal states in tandem with the application of the gate sequence. Theorem 1 on the other hand, shows that it is an achievable rate for universal computation.

In [19], it was shown that the Salecker-Wigner-Peres clock model [24, 25] saturates the quantum speed limit bounds derived in [18, 19]. These can be viewed as infinitely squeezed versions of the quasi-ideal clock [26, 27]. The control state used for C in the proofs of Theorems 1 to 3 correspond to quasi-ideal clock states but with finite squeezing (the exact amount is chosen to optimise performance.) These quasi-ideal clock states maintain, up to small corrections, a constant amount of squeezing with respect to a fixed basis. Meanwhile, this is not true when the amount of initial squeezing surpasses a certain threshold. Moreover, in this latter scenario, the squeezing oscillates in time, and the states becomes anti-squeezed in the basis which diagonalises the interaction terms. Thus unfortunately, we suspect that any computer using Salecker-Wigner-Peres clock states for the control, would not result in a quantum frequential computer—Future research is required to verify or refute this. Moreover, quasi-ideal clock states allow for good approximations to canonically conjugate operators, while Salecker-Wigner-Peres clock states do not—see [26, 27] for details

The mean energy of the state required to sequentially pass through N orthogonal states in the Salecker-Wigner-Peres clock model is proportional to N itself [19]. The same is true for the Hamiltonian used in the proof of Theorem 1. The consequence of this is the undesirable necessity to increase gate frequency linearly in the total number of gates which can be implemented. As discussed, this is remedied in Theorem 2. When phrased in the language of quantum speed limits, Theorem 2 provides new results, because it shows that the optimal orthogonalization rate can be maintained for far longer than previously known in a Hamiltonian framework.

In [28], the results from [18, 19] were used to conclude a lower bound on the amount of power required to implement one gate in a computation in the context of unitary Hamiltonian dynamics. These results are correct. However, a computer requires the application of many gates to be useful, and it does not follow that the total power for implementing N gates is N times the power of implementing one gate, since the energy can be recycled in the Hamiltonian picture used in [28]. Indeed, this is precisely the case with Theorems 1 and 2. See discussion following Theorem 2 on this topic and how it was used to motivate section V.

11. Technicalities

From a technical standpoint, the main tools for deriving the upper bounds from section II came from Cramér-Rao-bound-like arguments and [4]. While Theorems 1 to 3 use technical results derived across papers [26, 27, 29] and new insights developed here. Since the proofs are by construction (up to a constant in an exponentially decaying term which is via existence), the power of the polynomials $\text{poly}(\cdot)$ in Theorems 1 to 3, can be calculated exactly if desired. It is expected that they will be of low order.

VII. CONCLUSION

1. Summary

We have introduced a new class of quantum computer called a quantum frequential computer which comes in two variants; type 1 can only process classical algorithms while type 2 can also process quantum ones. In a type-1 quantum frequential computer, the only part of the computer which cannot be modelled using classical physics is the gate control, while in a type-2 variant both the control and the computational logical space are quantum. We prove that an optimal quantum frequential computer has a quadratic runtime advantage over both classical and conventional quantum computers given a specific power consumption or cooling rate. Conversely, they can also run algorithms in the same runtime as a classical computer (in the case of type 1) or conventional quantum computer (in the case of type 2) while only requiring quadratically less power to do so.

We also show that quantum frequential computers only require an internal data bus which operates using classical physics. This latter point is important because in the case of a type-1 quantum frequential computer, only a small part of the total computer architecture (the logical-gate control) needs to be quantum while the rest of the computer can be described by classical physics. Since quantum systems are notoriously more fragile than their classical counterparts, this makes the future construction of a quantum frequential computer more feasible.

One of the biggest advantages of a type-1 quantum frequential computer is that it provides a quadratic runtime speed up for all classical algorithms. Many of these computational problems have no quantum algorithm either because it does not exist or because it has not been discovered. Either way, a quantum frequential computer may be the only method to obtain a quadratic runtime advantage for said problems.

2. Outlook

One important criteria for how useful a quantum frequential computer can be in practice in the near term, is at what power values does its quantum advantage start. Indeed, in this manuscript we dealt solely with asymptotic behaviour. There is good reason to be optimistic since in [17] similar mathematics to that used here for the control on C was used to demonstrate that a quantum quadratic advantage on the decay of an electron via spontaneous emission achieves the quantum advantage in timing already at Hilbert space dimension two. Therefore, there is reason to be hopeful that a quantum frequential computer is achievable already in a low-power regime. The lack of such a result for conventional quantum computers is one of the reasons why truly useful versions are so hard to build [30].

One of the next big challenges is understanding what physical systems can be used to build a quantum frequential computer. To much surprise, it has recently been discovered that conventional lasers only operate at a classical limit of coherence length (also known as the Schawlow–Townes limit), while a quantum limit lays beyond [31]. The physics of these standard quantum limited and Heisenberg limited lasers apply more generally to other oscillating systems [32]. We envisage that a quantum frequential computer can be built using the physics of Heisenberg limited oscillators while its internal bus can operate using an optimal standard quantum limit oscillator such a conventional laser. Proposals for building said oscillators have already been made [31] and could be used in the construction of a quantum frequential computer while providing insight into designs for the necessary oscillator-gate couplings which will be required for their construction.

All this said, whatever subsequent work reveals about the practicalities of building types 1 and 2 quantum frequential computers, useful versions will inevitably be *hard* to build. However, such challenges should not deter us from trying, just like they should not deter us from working on the lofty goal of building a useful conventional quantum computer: ultimately both will be extremely challenging, but so long as theory predicts that they should be buildable in the real world, humanity should not give up trying.

ACKNOWLEDGMENTS

We acknowledge useful discussions with Álvaro Alhambra, Christopher Chubb, Omar Fawzi, Mark Mitchison and Daniel Stilck França. This work benefited from a government grant managed by the Agence Nationale de la Recherche under the Plan France 2030 with the reference ANR-22-PETQ-0006.

CONTENTS

I.	Introduction	1
II.	Classical and quantum upper limits to computation	1
III.	Existence of optimal Type-1 and type-2 quantum frequential computers	3
IV.	Quantum frequential computers only require a classical internal bus	5
V.	Nonequilibrium steady-state dynamics, power consumption and heat dissipation	9
VI.	Discussion	13
VII.	Conclusion	17
	Acknowledgments	18
A.	Classical limit and quantum upper bounds	19
	1. Proof for upper classical and quantum bounds based on metrology	19
	2. Definition for sets \mathcal{C}_C and \mathcal{C}_{C_2} of classical states of the control	20
B.	Proof of Theorem 1: Attaining the quantum limit	21
	1. Main structural technical lemma	21
	2. Some additional definitions required for the lemmas of appendix B 3	23
	3. Final technical lemmas	24
	4. Proof of the theorem	30
	5. Generic known useful technical lemmas	35
C.	Proof of Theorem 2: Attaining the quantum limit with a classical bus	36
	1. Main technical lemma: A decoupling of error contributions	36
	2. Lemmas bounding error contributions from control on C	38
	3. Description of the control on C_2	40
	4. Generalization of Theorem 9.1 in [26]	43
	5. Lemmas bounding error contributions from control on C_2	44
D.	Nonequilibrium steady-state dynamics	52
	1. Setup of the dynamical semigroup	52
	2. Proof of Theorem 3	55
	3. Generation of a classical signal when each renewal process occurs	64
	References	64

Appendix A: Classical limit and quantum upper bounds

1. Proof for upper classical and quantum bounds based on metrology

In the Fisher information approach to quantum metrology, the mean square error of the signal (which in our case is $t \in [0, T_0)$) is given by [33]

$$\langle (t_{\text{est}}(\xi) - t)^2 \rangle = \int_{\xi} d\xi P(\xi|t)(t_{\text{est}} - t)^2, \quad (\text{A.1})$$

where $P(\xi|t)$ is the probability of predicting measurement outcome ξ given that the signal takes on value t , and $t_{\text{est}}(\xi) \in \mathbb{R}$ is our estimate for $t \in [0, T_0)$ which we make based on our measurement outcome ξ . By assumption, the logical space of our computer is initialised to $|0\rangle$ and then passes through a sequence $(|l\rangle_{\text{Lo}})_{l=1}^{N_g}$ of states after the application of the first l gates: the logical state is $|l\rangle_{\text{Lo}}$ for $t = t_l$ for $l = 0, 1, 2, \dots, N_g - 1$. The conditional probability $P(\xi|t)$ can be written as $P(\xi|t) = \text{tr}[M(\xi)\rho_{\text{Com}}(t)]$ where $\{M(\xi)\}_{\xi}$ is a complete set of POVM elements and $\rho_{\text{Com}}(t)$ the state of the computation (which includes the logical space as a subspace) at time t .

For our estimate, we choose projective POVMS on the logical state the computation passes through, namely

$$M(\xi) = \sum_{l=0}^{N_g-1} |l\rangle\langle l|_{\text{Lo}} \delta(l - \xi), \quad (\text{A.2})$$

where $\delta(\cdot)$ is the Dirac-delta distribution. Our chosen estimate $t_{\text{est}}(\xi)$ of the signal is such that it coincides with t_l when measurement outcome $\xi = l$ is obtained, up to a small bias $\Delta_0 T_0/N_g > 0$ which we introduce for technical reasons and will choose below:⁵

$$t_{\text{est}}(\xi) = (\xi + \Delta_0) \frac{T_0}{N_g}, \quad (\text{A.3})$$

Thus the root-mean-squared error in our measurement as a function of the signal t at times $t = t_l$ is

$$\Delta t_{\text{est}}(t_l) := \sqrt{\langle (t_{\text{est}} - t_l)^2 \rangle} = \Delta_0 \frac{T_0}{N_g}, \quad (\text{A.4})$$

for $l = 0, 1, \dots, N_g - 1$. We start by proving eq. (II.3), followed by eq. (II.2). From the appendix of [3] it is stated that for any signal $x \in \mathbb{R}$ with a mean-squared-error $\Delta X(x)$ for which there exist x, x' such that:

$$1) \quad \Delta(x) > 0, \quad \Delta(x') > 0 \quad (\text{A.5})$$

$$2) \quad |x - x'| = (\lambda + 1)(\Delta X(x) + \Delta X(x')) \quad (\text{A.6})$$

$$3) \quad \Delta(x) = \Delta(x') \quad (\text{A.7})$$

where $\lambda = 4.64$, then

$$\Delta X(x) \leq \frac{\kappa}{\text{tr}[H\rho_0] - E_0}, \quad (\text{A.8})$$

where κ is a numerical constant $\kappa \approx 0.091$, ρ_0 the initial probe state, $\rho(x) = e^{xiH}\rho_0 e^{-xiH}$ is the probe state for signal value x , and E_0 is the ground state of Hamiltonian H . (Here we have specialised to the case of a single copy of the probe state since this is sufficient for our purposes.)

In our case, we can choose the two values of the signal to be $t = t_{l+1}$ and $t' = t_l$, such that $|t - t'| = T_0/N_g$, and $\Delta t_{\text{est}}(t_l) + \Delta t_{\text{est}}(t_{l+1}) = 2\Delta_0 T_0/N_g$. Therefore, by choosing $\Delta_0 = 1/(2(\lambda + 1)) \approx 0.0887$ it follows that

$$\Delta t_{\text{est}}(t_l) \leq \frac{\kappa}{\text{tr}[H_{\text{Com}}\rho_0] - E_{\text{Com}}^0}, \quad (\text{A.9})$$

⁵Other choices are possible, and would lead to different bounds. However: 1) We only care about scaling, so different valid choices are not helpful. 2) The Cramér-Rao bound has a singular point at $t = t_{\text{est}}$ so this choice is not valid.

where we have denoted the ground state of H_{Com} by E_{Com}^0 . Therefore, by recalling that $f = N_g/T_0$ with no restrictions of the probe state nor the Hamiltonian, from eqs. (A.4) and (A.8) we arrive at eq. (II.3).

We now move on to the proof of eq. (II.2). Using techniques from quantum metrology, in [4] the quantum advantage for squeezed states under similar unitary encoding scheme via a signal-independent Hamiltonian was investigated. Their setup is such that our choice of estimator above is such that their results also apply to it. The authors show that given an energy budget $E = \text{tr}[H\rho]$, (for a signal φ unitarily encoded via hamiltonian H into a probe state $\rho(\varphi)$), the optimal non-squeezed, state can achieve a bound on $\Delta\varphi$ which scales as $\sqrt{g(E)}$ for large E , where $g(E)$ is the optimal scaling of $\Delta\varphi$ with E when the optimal squeezed state of energy E is used. The optimal squeezing states can achieve the optimal Heisenberg scaling is the same as that above, and so $g(E) \sim E$.

In our case, we have for $l = 0, 1, 2, \dots, N_g - 1$:

$$\Delta t_{\text{est}} \leq \frac{c_0}{\sqrt{\text{tr}[H_{\text{Com}}\rho_0] - E_{\text{Com}}^0}} \quad (\text{A.10})$$

if $\rho_{\text{Com}}(t_l)$ and $\rho_{\text{Com}}(t_{l+1})$ [where $\rho_{\text{Com}}(t) := e^{itH_{\text{Com}}}\rho_{\text{Com}}(0)e^{-itH_{\text{Com}}}$] are non-squeezed. Here c_0 is a numerical constant from [4]. Thus since $f = N_g/T_0$, $P := E/T_0$ and our signal is t , for constant T_0 , eq. (II.2) follows.

The definition of classical states for which bound eq. (II.2) holds, is that of non-squeezed states used in [4] which is that of [34]. In our setup, this corresponds to minimum uncertainty eigenstates of the operator $L(\lambda) := \lambda M' + iH_{\text{Com}}$, with $|\lambda| = 1$ and where $M' = \sum_{l=0}^{N_g-1} |l\rangle\langle l|_{\text{Lo}}$. (When $|\lambda| > 1$, the eigenstates of $L(\lambda)$ are said to be squeezed in H_{Com} and anti-squeezed in M' ; and vice versa when $|\lambda| < 1$.)

2. Definition for sets \mathcal{C}_C and \mathcal{C}_{C_2} of classical states of the control

At times $\{t_j\}_{j=0}^{N_g}$, the state of the memory of the computer described section III is always in a classical state. Likewise, in the case of a gate set \mathcal{G} which can only implement classical algorithms, the logical space of the computer S is also in a classical state at said times. Thus the only component which may be in a quantum state is the state of the control on C itself. Moreover, even in the case where \mathcal{G} permits the application of quantum algorithms, the logical gate speed f is independent of the state of S; thus while the states of S may be quantum at times $\{t_j\}_{j=0}^{N_g}$, this should not lead to a quantum advantage in frequency. In this case (like with the classical algorithm case), the only source of quantumness which may lead to a better scaling of f with power P , is the state of the control at times $\{t_j\}_{j=0}^{N_g}$. As such, we will introduce a special set of states on C which we will call the classical set. Its relevance is that we show that the classical upper bound eq. (II.2) can be reached under these circumstances and it is thus tight (as far as the scaling is concerned).

As we have seen in appendix A 1, the definition of a squeezed/non-squeezed state requires the identification of two observables: one for measurement, the other for the generation of dynamics. Here the relevant ones are the Hamiltonian of the control, H_C , and the basis which diagonalises the interaction terms $\{I_C^{(l)}\}_{l=1}^{N_g}$. The Hamiltonian H_C we use in the proof of Theorem 1 is $H_C = \sum_{n=0}^{d-1} n |E_n\rangle\langle E_n|_C$,⁶ while the basis which diagonalises the terms $\{I_C^{(l)}\}_l$ is the discrete Fourier transform basis of the orthonormal basis $\{|E_n\rangle_C\}_n$, namely $\left\{ |\theta_k\rangle = \frac{1}{\sqrt{d}} \sum_{n=0}^{d-1} e^{-i2\pi nk/d} |E_n\rangle \right\}_{k=0}^{d-1}$. One thus defines the ‘‘time observable’’ by $t_C := \sum_{k=0}^{d-1} k |\theta_k\rangle\langle\theta_k|_C$.⁷ Thus defining the operator $L_C := \lambda t_C + iH_C$, we say that a pure state $|\psi\rangle_C$ on C is classical (non-squeezed) if it is an eigenstate of L_C for which $|\lambda| = 1$ up to vanishingly small additive corrections in the large d limit, i.e. if $L_C |\psi(d)\rangle_C = E(\psi) |\psi(d)\rangle_C + |\epsilon(d)\rangle_C$ for $|\lambda| = 1$, $E(\psi) \in \mathbb{C}$ and where $\langle\epsilon(d)|\epsilon(d)\rangle_C = 0$ as $d \rightarrow \infty$. We denote the set of such states by \mathcal{C}_C . Note that while this set is defined asymptotically for large d , this quantity increases with power P , so $d \rightarrow \infty$ as $P \rightarrow \infty$ and so the set is well-defined in the context of Theorem 1.

For the case of Theorem 2, in section IV, the classical states on C_2 are correlated with the state of the memory M. As such, we cannot define them as eigenstates of an operator. However, the important characteristic of non-squeezed states is that they are minimum uncertainty states and their standard deviation with respect to the two observables with respect to which they are defined. As such, we define the set of non-squeezed states on C_2 , as the set of minimum-uncertainty states which share the same standard deviation with respect to t_{C_2} and H_{C_2} as the non-squeezed pure states for $L_{C_2} = \lambda t_{C_2} + iH_{C_2}$.

⁶Up to a constant factor with units of energy.

⁷Up to a constant factor with units of time—See [26] for more insights into t_C and H_C .

More formally, one can define this set as follows. In eq. (IV.10), the Hamiltonian H_{C_2} is defined identically to H_C up to the change of Hilbert space $C \rightarrow C_2$. We can thus define the discrete Fourier transform basis $\{|\theta_k\rangle_{C_2}\}_k$ analogously to above but for C_2 . (The interaction terms $\{I_{C_2}^{(l)}\}_{l=1}^{N_g}$ are also diagonal in this basis.) The operator t_{C_2} can thus be defined as $t_{C_2} := \sum_{k=0}^{d-1} k |\theta_k\rangle\langle\theta_k|_{C_2}$, and the non-squeezed pure states on C_2 , by solving $L_{C_2} |\psi(d)\rangle_{C_2} = E(\psi) |\psi(d)\rangle_{C_2} + |\epsilon(d)\rangle_{C_2}$ for $|\lambda| = 1$, $E(\psi) \in \mathbb{C}$ and where $\langle\epsilon(d)|\epsilon(d)\rangle_{C_2} = 0$ as $d \rightarrow \infty$. We define ρ_{C_2} as classical (non-squeezed) if there exists $|\psi(d)\rangle_{C_2}$ such that $\Delta t_{C_2}(\rho_{C_2}) := \text{tr}[t_{C_2}^2 \rho_{C_2}] - (\text{tr}[t_{C_2} \rho_{C_2}])^2$ and $\Delta H_{C_2}(\rho_{C_2}) := \text{tr}[H_{C_2}^2 \rho_{C_2}] - (\text{tr}[H_{C_2} \rho_{C_2}])^2$ are equal to ${}_{C_2}\langle\psi(d)|t_{C_2}^2|\psi(d)\rangle_{C_2} - ({}_{C_2}\langle\psi(d)|t_{C_2}|\psi(d)\rangle_{C_2})^2$ and ${}_{C_2}\langle\psi(d)|H_{C_2}^2|\psi(d)\rangle_{C_2} - ({}_{C_2}\langle\psi(d)|H_{C_2}|\psi(d)\rangle_{C_2})^2$ respectively. We denote the set of all such states by \mathcal{C}_{C_2} .

Appendix B: Proof of Theorem 1: Attaining the quantum limit

Before stating the proof of the main theorem, we prove several crucial lemmas. The proof of the main theorem is by construction. We will specialise definitions as we proceed and as becomes necessary to prove the desired results.

1. Main structural technical lemma

Let us introduce hamiltonians of the form

$$H_{\text{SC}} := H_C + \sum_{l=1}^{N_g} I_S^{(l)} \otimes I_C^{(l)}. \quad (\text{B.1})$$

In the following lemma, we assume that the states $\{|t_j\rangle_S, |t_j\rangle_C\}_{j=0}^{N_g}$ are normalised and H_{SC} in eq. (B.1) is finite-dimensional.⁸

Lemma B.1. For $j = 1, 2, 3, \dots, N_g$

$$\|e^{-it_j H_{\text{SC}}} |0\rangle_S |0\rangle_C - |t_j\rangle_S |t_j\rangle_C\|_2 \leq \sum_{k=1}^j \| |t_k\rangle_S |t_k\rangle_C - e^{-it_1 H_{\text{SC}}} |t_{k-1}\rangle_S |t_{k-1}\rangle_C \|_2 \quad (\text{B.2})$$

$$\leq \sum_{k=1}^j \left(\| |t_k\rangle_S |t_k\rangle_C - e^{-it_1 H_{\text{SC}}^{(k)}} |t_{k-1}\rangle_S |t_{k-1}\rangle_C \|_2 \quad (\text{B.3}) \right.$$

$$\left. + t_1 \max_{x \in [0, t_1]} \| \bar{H}_{\text{SC}}^{(k)} e^{-ix H_{\text{SC}}^{(k)}} |t_{k-1}\rangle_S |t_{k-1}\rangle_C \|_2 \right), \quad (\text{B.4})$$

where

$$H_{\text{SC}}^{(k)} := H_C + I_S^{(k)} \otimes I_C^{(k)}, \quad \bar{H}_{\text{SC}}^{(k)} := H_{\text{SC}} - H_{\text{SC}}^{(k)} = \sum_{\substack{l=1 \\ l \neq k}}^{N_g} I_S^{(l)} \otimes I_C^{(l)}. \quad (\text{B.5})$$

The Lemma is useful because it permits us to compute the error by only computing unitary evolution w.r.t. $H_{\text{SC}}^{(k)}$ rather than H_{SC} . While the latter does not factorise into a product between system and control, it is readily apparent that the former does. This is of great utility as we will see in later proofs.

Proof. The first inequality in eq. (B.2) is a direct consequence of Lemma B.4. To see this, in Lemma B.4 we choose $|\Phi_m\rangle = |t_m\rangle_S |t_m\rangle_C$ and $\Delta_m = e^{-it_1 H_{\text{SC}}}$ and note $t_j = jt_1$. We can now add and subtract an appropriately-chosen term and apply the triangle inequality to achieve

$$\|e^{-it_j H_{\text{SC}}} |0\rangle_S |0\rangle_C - |t_j\rangle_S |t_j\rangle_C\|_2 \quad (\text{B.6})$$

⁸This last assumption is overkill; indeed under minimal assumptions it can be extended to the infinite-dimensional case. However, for our purposes this will suffice.

$$\leq \sum_{k=1}^j \left\| |t_k\rangle_S |t_k\rangle_C - e^{-it_1 H_{SC}} |t_{k-1}\rangle_S |t_{k-1}\rangle_C \right\|_2 \quad (\text{B.7})$$

$$\leq \sum_{k=1}^j \left(\left\| |t_k\rangle_S |t_k\rangle_C - e^{-it_1 H_{SC}^{(k)}} |t_{k-1}\rangle_S |t_{k-1}\rangle_C \right\|_2 \right. \quad (\text{B.8})$$

$$\left. + \left\| e^{-it_1 H_{SC}^{(k)}} |t_{k-1}\rangle_S |t_{k-1}\rangle_C - e^{-it_1 H_{SC}} |t_{k-1}\rangle_S |t_{k-1}\rangle_C \right\|_2 \right). \quad (\text{B.9})$$

The first term after the inequality is the first term after the inequality in eq. (B.2). We focus on upper bounding the 2nd term in eq. (B.6). For this, we start by applying Lemma B.4 again. This time, we make the association $|\Phi_m\rangle = e^{-i\delta_n H_{SC}^{(k)}} |\Phi_{m-1}\rangle = e^{-i\delta_n(m-1)H_{SC}^{(k)}} |\Phi_0\rangle$, $\Delta_m = e^{-i\delta_n H_{SC}}$, with $\delta_n = t_1/n$. Thus applying Lemma B.4, we have for all $n \in \mathbb{N}_{>0}$

$$\left\| e^{-it_1 H_{SC}^{(k)}} |t_{k-1}\rangle_S |t_{k-1}\rangle_C - e^{-it_1 H_{SC}} |t_{k-1}\rangle_S |t_{k-1}\rangle_C \right\|_2 \quad (\text{B.10})$$

$$\leq \sum_{m=1}^n \left\| e^{-im\delta_n H_{SC}^{(k)}} |t_{k-1}\rangle_S |t_{k-1}\rangle_C - e^{-i\delta_n H_{SC}} e^{-i(m-1)\delta_n H_{SC}^{(k)}} |t_{k-1}\rangle_S |t_{k-1}\rangle_C \right\|_2 \quad (\text{B.11})$$

$$= \sum_{m=1}^n \left\| \left(e^{-i\delta_n H_{SC}^{(k)}} - e^{-i\delta_n H_{SC}} \right) e^{-i(m-1)\delta_n H_{SC}^{(k)}} |t_{k-1}\rangle_S |t_{j-1}\rangle_C \right\|_2 \quad (\text{B.12})$$

$$\leq \sum_{m=1}^n \max_{x_n \in [0, t_1]} \left\| \left(e^{-i\delta_n H_{SC}^{(k)}} - e^{-i\delta_n H_{SC}} \right) e^{-ix_n H_{SC}^{(k)}} |t_{k-1}\rangle_S |t_{j-1}\rangle_C \right\|_2 \quad (\text{B.13})$$

$$= n \max_{x_n \in [0, t_1]} \sqrt{\langle t_{k-1}|_C \langle t_{k-1}| e^{ix_n H_{SC}^{(k)}} A^\dagger(\delta_n) A(\delta_n) e^{-ix_n H_{SC}^{(k)}} |t_{k-1}\rangle_S |t_{k-1}\rangle_C}, \quad (\text{B.14})$$

where $A(y) := \left(e^{-iy H_{SC}^{(k)}} - e^{-iy H_{SC}} \right)$. Applying Taylor's remainder theorem to the real function $f : \mathbb{R} \rightarrow \mathbb{R}$

$$f(y) := \langle t_{k-1}|_C \langle t_{k-1}| e^{ix_n H_{SC}^{(k)}} A^\dagger(y) A(y) e^{-ix_n H_{SC}^{(k)}} |t_{k-1}\rangle_S |t_{k-1}\rangle_C \quad (\text{B.15})$$

about the point $y = 0$, we find

$$f(y) = \langle t_{k-1}|_C \langle t_{k-1}| \left[\dot{A}^\dagger(y) \dot{A}(y) \right]_{y=0} |t_{k-1}\rangle_S |t_{k-1}\rangle_C y^2 + R(y) y^3, \quad (\text{B.16})$$

where dots represent derivatives w.r.t. y and $R : \mathfrak{R} \rightarrow \mathfrak{R}$ is a remainder function satisfying $\lim_{y \rightarrow 0} R(y) = 0$. Calculating explicitly the derivatives $\dot{A}^\dagger(y) \dot{A}(y)$ and plugging into eq. (B.14) and recalling $\delta_n = t_1/n$ we find

$$\left\| e^{-it_1 H_{SC}^{(k)}} |t_{k-1}\rangle_S |t_{k-1}\rangle_C - e^{-it_1 H_{SC}} |t_{k-1}\rangle_S |t_{k-1}\rangle_C \right\|_2 \quad (\text{B.17})$$

$$\leq \max_{x_n \in [0, t_1]} \sqrt{\langle t_{k-1}|_C \langle t_{k-1}| e^{ix_n H_{SC}^{(k)}} \left(\bar{H}_{SC}^{(k)} \right)^2 e^{-ix_n H_{SC}^{(k)}} |t_{k-1}\rangle_S |t_{k-1}\rangle_C t_1^2 + R(t_1/n) t_1^3/n}, \quad (\text{B.18})$$

for all $n \in \mathbb{N}_{>0}$. Therefore, taking the limit $n \rightarrow \infty$ and noting that the remainder term is uniformly bounded in $x_n \in [0, t_1]$, and that the only dependency on n in the non-remainder term in eq. (B.16) is via its dependency on x_n , we find that

$$\left\| e^{-it_1 H_{SC}^{(k)}} |t_{k-1}\rangle_S |t_{k-1}\rangle_C - e^{-it_1 H_{SC}} |t_{k-1}\rangle_S |t_{k-1}\rangle_C \right\|_2 \quad (\text{B.19})$$

$$\leq \lim_{n \rightarrow \infty} \max_{x_n \in [0, t_1]} \sqrt{\langle t_{k-1}|_C \langle t_{k-1}| e^{ix_n H_{SC}^{(k)}} \left(\bar{H}_{SC}^{(k)} \right)^2 e^{-ix_n H_{SC}^{(k)}} |t_{k-1}\rangle_S |t_{k-1}\rangle_C t_1^2 + R(t_1/n) t_1^3/n}, \quad (\text{B.20})$$

$$\leq \sqrt{\left(\lim_{n \rightarrow \infty} \max_{x_n \in [0, t_1]} \langle t_{k-1}|_C \langle t_{k-1}| e^{ix_n H_{SC}^{(k)}} \left(\bar{H}_{SC}^{(k)} \right)^2 e^{-ix_n H_{SC}^{(k)}} |t_{k-1}\rangle_S |t_{k-1}\rangle_C t_1^2 \right) +} \quad (\text{B.21})$$

$$\left. + \left(\lim_{n \rightarrow \infty} \max_{x_n \in [0, t_1]} R(t_1/n) \frac{t_1^3}{n} \right), \quad (\text{B.22}) \right.$$

$$= \max_{x \in [0, t_1]} t_1 \sqrt{\langle t_{k-1}|_C \langle t_{k-1}| e^{ix H_{SC}^{(k)}} \left(\bar{H}_{SC}^{(k)} \right)^2 e^{-ix H_{SC}^{(k)}} |t_{k-1}\rangle_S |t_{k-1}\rangle_C}. \quad (\text{B.23})$$

Thus identifying the last line with the corresponding 2-norm, we conclude the proof. \blacksquare

2. Some additional definitions required for the lemmas of appendix B 3

Here we specialise the form of the terms in Hamiltonian eq. (B.1) and the states of the control on C. There will still be some free parameters which will only be set at later stages as it becomes required in order to prove the desired results.

The free control term, H_C , is chosen identically to that of [26], namely:

$$H_C = \sum_{n=0}^{d-1} n\omega_0 |E_n\rangle\langle E_n|, \quad (\text{B.24})$$

where $\{|E_n\rangle\}_{n=0}^{d-1}$ forms an orthonormal basis for the Hilbert space of the control, \mathcal{H}_C . The frequency ω_0 determines both the energy recurrence of the control when no interaction terms are present, $T_0 = 2\pi/\omega_0 > 0$, as $e^{-i\hat{H}_C T_0} = \mathbb{1}_C$.

The states $\{|\theta_k\rangle\}$ are the discrete Fourier Transform basis of the energy basis: For $k \in \mathbb{Z}$

$$|\theta_k\rangle = \frac{1}{\sqrt{d}} \sum_{n=0}^{d-1} e^{-i2\pi nk/d} |E_n\rangle. \quad (\text{B.25})$$

Note that any subset of d consecutive terms forms an orthonormal basis for \mathcal{H}_C . We will make use of this redundancy below when defining the stats on C.

Let us now define the interaction terms: For $l = 1, 2, 3, \dots, N_g$

$$I_C^{(l)} := \frac{d}{T_0} \sum_{k \in \mathcal{S}_d(k_0)} I_{C,d}^{(l)}(k) |\theta_k\rangle\langle\theta_k|, \quad I_{C,d}^{(l)}(x) := \frac{2\pi}{d} \bar{V}_0 \left(\frac{2\pi}{d} x \right) \Big|_{x_0=x_0^{(l)}}, \quad (\text{B.26})$$

with $\mathcal{S}_d(k_0) := \{k | k \in \mathbb{Z} \text{ and } -d/2 \leq k_0 - k < d/2\}$ and where $x_0^{(l)} := 2\pi(l - 1/2)/N_g$. The function $\bar{V}_0 : \mathbb{R} \rightarrow \mathbb{R}$ is defined in [27]. It has $x_0 \in \mathbb{R}$ as a parameter in its definition, which is⁹

$$\bar{V}_0(x) = nA_0 \sum_{p=-\infty}^{+\infty} V_B(n(x - x_0 + 2\pi p)), \quad (\text{B.27})$$

where $n > 0$, $x_0 \in \mathbb{R}$ and A_0 is a normalization constant such that

$$\int_0^{2\pi} \bar{V}_0(x) dx = 1, \quad (\text{B.28})$$

and takes on the value (see F168 in [27])

$$A_0 = \frac{1}{\int_{-\infty}^{\infty} dx V_B(x)}, \quad (\text{B.29})$$

where

$$V_B(\cdot) = \text{sinc}^{2N}(\cdot) = (\sin(\pi \cdot)/(\pi \cdot))^{2N}, \quad N \in \mathbb{N}_{>0}. \quad (\text{B.30})$$

Notice that $\bar{V}_0(\cdot)$ is 2π periodic and as such, the summation in $I_C^{(l)}$ is independent of $k_0 \in \mathbb{R}$. We will later take advantage of this k_0 independency and also show how to parametrise n in terms of d to achieve our desired result. As we will see, N on the other hand will be chosen such that it is d independent.

One can use the Weierstrass M test (see Theorem 7.10 in [35]), to show that the sum in eq. (B.27) converges uniformly. We thus have

$$\int_a^b dx \bar{V}_0(x) = nA_0 \sum_{p=-\infty}^{+\infty} \int_a^b dx V_B(n(x - x_0 + 2\pi p)), \quad \forall a, b, x_0 \in \mathbb{R}, n > 0. \quad (\text{B.31})$$

⁹Technically, \bar{V}_0 comes with the additional additive factor of $1/\delta d$ in its definition in [27], but in the current application it is not required and has thus been neglected for simplicity by setting $\delta = 1$ and mapping the $1/d$ additive factor to zero. (Importantly, it is readily seen by following the proofs in [27], that the lemmas from [27] which we will require hold equally well when it is omitted in the definition up to minor modifications which we will highlight as they become relevant in the manuscript. We leave it as an exercise to re-derive the derivations in [27] under this minor modification. When we use a modified result in this manuscript, we will notify the reader of the modification.

We will use this property extensively in proofs in this manuscript.

Let

$$|t_j\rangle_S := e^{iI_S^{(j)}} |t_{j-1}\rangle_S, \quad j = 1, 2, \dots, N_g, \quad (\text{B.32})$$

where we assume w.l.o.g. that the spectrum of $I_S^{(j)}$ lies in the interval $(0, 2\pi]$. Its eigenvalues are arbitrary so that states $|t_j\rangle_S$ and $|t_{j-1}\rangle_S$ can be related by any unitary transformation (we will later specify the spectrum in relation to the gate set \mathcal{G}). As mentioned in the main text, $|0\rangle_S$ is any pure state in \mathcal{H}_S .

Since the memory is fixed in this section, the definition of $\tilde{d}(m_l)$ corresponds to the number of non-identical eigenvalues of $I_S^{(l)}$ and

$$t_j := jT_0/N_g, \quad (\text{B.33})$$

for $j = 1, 2, 3, \dots, N_g$.

As for the states of the control, we use so-called quasi-ideal clock states coming from [26]. In particular, we define $|t_j\rangle_C := |\Psi(t_j d/T_0)\rangle_C$ for $j = 0, 1, 2, \dots, N_g$, where for $t \in \mathbb{R}$, $T_0 > 0$, $d \in \mathbb{N}_{>0}$,

$$|\Psi(td/T_0)\rangle_C := \sum_{k \in \mathcal{S}_d(td/T_0)} \psi_{\text{nor}}(td/T_0, k) |\theta_k\rangle, \quad (\text{B.34})$$

where

$$\psi_{\text{nor}}(k_0; k) := A_{\text{nor}} e^{-\frac{\pi}{\sigma^2}(k-k_0)^2} e^{i2\pi n_0(k-k_0)/d}. \quad (\text{B.35})$$

with $\sigma > 0$, $n_0 \in (0, d-1)$. The amplitude A_{nor} is defined such that $|\Psi(td/T_0)\rangle_C$ is normalised. Its large- d scaling is

$$|A_{\text{nor}}|^2 = \left(\frac{2}{\sigma^2}\right) + \epsilon(d), \quad (\text{B.36})$$

where $\epsilon(d) \rightarrow 0$ as $d \rightarrow \infty$ (under reasonable assumptions about how σ depends on d which are satisfied in this manuscript; see appendix E in [26] for details).

3. Final technical lemmas

Lemma B.2. *For all $k \in 1, 2, 3, \dots, N_g$, the last terms in lemma B.1 are upper bounded by*

$$t_1 \max_{x \in [0, t_1]} \|\bar{H}_{\text{SC}}^{(k)} e^{-ixH_{\text{SC}}^{(k)}} |t_{k-1}\rangle_S |\Psi(t_{k-1}d/T_0)\rangle_C\|_2 \leq \quad (\text{B.37})$$

$$\frac{\tilde{d}(m_k)4\pi^2 n A_0}{T_0} \left(3A_{\text{nor}} d N_g \left(e^{-\pi \frac{d^2}{\sigma^2(4N_g)^2}} + \left(\frac{2N_g}{\pi^2 n}\right)^{2N} \right) \right) \quad (\text{B.38})$$

$$+ A_{\text{nor}} \left(\pi^2 - \frac{79}{9} \right) N_g d \left(\frac{1}{2\pi n} \right)^{2N} + N_g d \left(1 + \frac{\pi^2}{3} \right) \varepsilon_v(t_1, d), \quad (\text{B.39})$$

where $n > 0$, $N \in \mathbb{N}_{>0}$ and

$$\begin{aligned} \varepsilon_v(t, d) = & |t| \frac{d}{T_0} \left[\mathcal{O} \left(\frac{\sigma^3}{\sigma d^{-\epsilon_5 + 1}} \right)^{1/2} + \mathcal{O} \left(\frac{d^2}{\sigma^2} + 2C_0 n \right) \right] \exp \left(-\frac{\pi}{4} \frac{\alpha_0^2}{(1 + d^{\epsilon_5}/\sigma)^2} d^{2\epsilon_5} \right) \\ & + \mathcal{O} \left(|t| \frac{d^2}{\sigma^2} + 1 \right) e^{-\frac{\pi}{4} \frac{d^2}{\sigma^2}} + \mathcal{O} \left(e^{-\frac{\pi}{2} \sigma^2} \right) \text{ as } d \rightarrow \infty, \quad (0, d) \ni \sigma \rightarrow \infty \end{aligned} \quad (\text{B.40})$$

where $C_0 > 0$, $\alpha_0 > 0$, $\epsilon_5 > 0$ are fixed constants and

$$A_{\text{nor}} \leq \left(\frac{2}{\sigma^2}\right)^{1/4} + \sqrt{\frac{\bar{\epsilon}_1 + \bar{\epsilon}_2}{\frac{\sigma}{\sqrt{2}} \left(\frac{\sigma}{\sqrt{2}} - \bar{\epsilon}_1 - \bar{\epsilon}_2 \right)}}, \quad (\text{B.41})$$

with

$$\bar{\epsilon}_2 := \frac{\sigma}{\sqrt{2}} \frac{2e^{-\frac{\pi\sigma^2}{2}}}{1 - e^{-\pi\sigma^2}}, \quad \bar{\epsilon}_1 := \frac{2e^{-\frac{\pi d^2}{2\sigma^2}}}{1 - e^{-\frac{2\pi d}{\sigma^2}}}. \quad (\text{B.42})$$

Proof. For all $x \in [0, t_1]$

$$\|\bar{H}_{\text{SC}}^{(k)} e^{-ixH_{\text{SC}}^{(k)}} |t_{k-1}\rangle_{\text{S}} |\Psi(t_{k-1}d/T_0)\rangle_{\text{C}}\|_2 \quad (\text{B.43})$$

$$\leq \sum_{\substack{l=1 \\ l \neq k}}^{N_g} \|I_{\text{S}}^{(l)} \otimes I_{\text{C}}^{(l)} e^{-ixH_{\text{SC}}^{(k)}} |t_{k-1}\rangle_{\text{S}} |\Psi(t_{k-1}d/T_0)\rangle_{\text{C}}\|_2 \quad (\text{B.44})$$

$$\leq \sum_{j=1}^{\tilde{d}(\mathfrak{m}_k)} \sum_{\substack{l=1 \\ l \neq k}}^{N_g} |A_j^{(k-1)}| \|I_{\text{S}}^{(l)} \otimes I_{\text{C}}^{(l)} |\theta_j^{(k-1)}\rangle_{\text{S}} e^{-ixH_{\text{C}}^{(k)}(\theta_j^{(k)})} |\Psi(t_{k-1}d/T_0)\rangle_{\text{C}}\|_2 \quad (\text{B.45})$$

$$= \sum_{j=1}^{\tilde{d}(\mathfrak{m}_k)} \sum_{\substack{l=1 \\ l \neq k}}^{N_g} |A_j^{(k-1)}| \|I_{\text{S}}^{(l)} |\theta_j^{(k-1)}\rangle_{\text{S}}\|_2 \|I_{\text{C}}^{(l)} e^{-ixH_{\text{C}}^{(k)}(\theta_j^{(k)})} |\Psi(t_{k-1}d/T_0)\rangle_{\text{C}}\|_2 \quad (\text{B.46})$$

$$\leq \sum_{\substack{l=1 \\ l \neq k}}^{N_g} \sum_{j=1}^{\tilde{d}(\mathfrak{m}_k)} |A_j^{(k-1)}| \|I_{\text{S}}^{(l)}\|_2 \max_{\vartheta \in [-\pi, \pi]} \|I_{\text{C}}^{(l)} e^{-ixH_{\text{C}}^{(k)}(\vartheta)} |\Psi(t_{k-1}d/T_0)\rangle_{\text{C}}\|_2 \quad (\text{B.47})$$

$$\leq 2\pi \tilde{d}(\mathfrak{m}_k) \sum_{\substack{l=1 \\ l \neq k}}^{N_g} \max_{\vartheta \in [-\pi, \pi]} \|I_{\text{C}}^{(l)} e^{-ixH_{\text{C}}^{(k)}(\vartheta)} |\Psi(t_{k-1}d/T_0)\rangle_{\text{C}}\|_2 \quad (\text{B.48})$$

where in line eq. (B.44) we have used eq. (B.5) together with the triangle inequality. For line eq. (B.45), we have used the decomposition

$$|t_{k-1}\rangle_{\text{S}} = \sum_{j=1}^{\tilde{d}(\mathfrak{m}_k)} A_j^{(k-1)} |\theta_j^{(k)}\rangle_{\text{S}}, \quad (\text{B.49})$$

where $|\theta_j^{(k)}\rangle_{\text{S}}$ belongs to the subspace spanned by the vectors of eigenvalue $\theta_j^{(k)}$ for the operator $I_{\text{S}}^{(k)}$. Thus $\tilde{d}(\mathfrak{m}_k) \leq d_{\text{S}}^{(k)}$, where recall that $\tilde{d}(\mathfrak{m}_k)$ is the number of non-identical eigenvalues of $I_{\text{S}}^{(k)}$. We have also defined

$$H_{\text{C}}^{(k)}(\gamma) := H_{\text{C}} + \gamma I_{\text{C}}^{(k)}, \quad (\text{B.50})$$

$\gamma \in \mathbb{R}$ (c.f. def. of $H_{\text{SC}}^{(k)}$ in eq. (B.5)). For line eq. (B.46), we have used the fact that the 2-norm of a tensor product is the product of the 2-norms. In line eq. (B.47), we have used $\|I_{\text{S}}^{(l)}\|_2$ to denote the 2-norm-induced operator norm. In line eq. (B.48), we have used the assumption $\|I_{\text{S}}^{(l)}\|_2 \leq 2\pi$ for all $l = 1, 2, \dots, N_g$.

To continue, we will need the particular form of the interaction terms introduced in eq. (B.26) and we will need to recall Theorem IX.1 (*Moving the clock through finite time with a potential*) from [26], which states

$$e^{-it(H_{\text{C}} + \hat{V}_d)} |\bar{\Psi}_{\text{nor}}(k_0, \Delta)\rangle_{\text{C}} = |\bar{\Psi}_{\text{nor}}(k_0 + td/T_0, \Delta + td/T_0)\rangle_{\text{C}} + |\epsilon\rangle_{\text{C}}, \quad \|\epsilon\rangle_{\text{C}}\|_2 \leq \varepsilon_v(t, d), \quad (\text{B.51})$$

where

$$|\bar{\Psi}_{\text{nor}}(k_0, \Delta)\rangle_{\text{C}} := \sum_{k \in \mathcal{S}_d(k_0)} e^{-i \int_{k-\Delta}^k dy V_d(y)} \psi_{\text{nor}}(k_0; k) |\theta_k\rangle_{\text{C}}, \quad (\text{B.52})$$

$$\hat{V}_d := \frac{d}{T_0} \sum_{k=0}^{d-1} V_d(k) |\theta_k\rangle\langle\theta_k|_{\text{C}}, \quad V_d(x) = \frac{2\pi}{d} \bar{V}_0 \left(\frac{2\pi}{d} x \right). \quad (\text{B.53})$$

We can apply this theorem to approximate $e^{-ixH_{\text{C}}^{(k)}(\vartheta)} |\Psi(t_{k-1}d/T_0)\rangle_{\text{C}}$ appearing in line eq. (B.48) by identifying x with t , and \hat{V}_d with $\vartheta I_{\text{C}}^{(k)}$. To do so, first note that by definition it follows that $|\Psi_{\text{nor}}(t_{k-1}d/T_0)\rangle_{\text{C}} = |\bar{\Psi}_{\text{nor}}(t_{k-1}d/T_0, 0)\rangle_{\text{C}}$ (recall definition eq. (B.34)).

Continuing from line eq. (B.48), but now maximizing over x we thus find

$$\max_{x \in [0, t_1]} 2\pi \tilde{d}(\mathfrak{m}_k) \sum_{\substack{l=1 \\ l \neq k}}^{N_g} \max_{\vartheta \in [0, 2\pi]} \left\| I_C^{(l)} e^{-ix H_C^{(k)}(\vartheta)} |\Psi(t_{k-1} d/T_0)\rangle_C \right\|_2 \quad (\text{B.54})$$

$$\leq \max_{x \in [0, t_1]} 2\pi \tilde{d}(\mathfrak{m}_k) \sum_{\substack{l=1 \\ l \neq k}}^{N_g} \max_{\vartheta \in [0, 2\pi]} \left\| \frac{d}{T_0} \sum_{q \in \mathcal{S}_d([t_{k-1} + x]d/T_0)} I_{C,d}^{(l)}(q) |\theta_q\rangle \langle \theta_q| (|\bar{\Psi}_{\text{nor}}([t_{k-1} + x]d/T_0, xd/T_0)\rangle_C + |\varepsilon_C(x, d)\rangle) \right\|_1 \quad (\text{B.55})$$

$$\leq \max_{x \in [0, t_1]} \frac{2\pi \tilde{d}(\mathfrak{m}_k) d}{T_0} \sum_{\substack{l=1 \\ l \neq k}}^{N_g} \max_{\vartheta \in [0, 2\pi]} \sum_{q \in \mathcal{S}_d([t_{k-1} + x]d/T_0)} \left(\left| I_{C,d}^{(l)}(q) \psi_{\text{nor}}([t_{k-1} + x]d/T_0, q) e^{-i\vartheta \int_{q-xd/T_0}^q I_{C,d}^{(k)}(y) dy} \right| \right) \quad (\text{B.56})$$

$$+ \left| I_{C,d}^{(l)}(q) \langle \theta_q | \varepsilon_C(x, d) \rangle \right| \quad (\text{B.57})$$

$$\leq \frac{\tilde{d}(\mathfrak{m}_k) 4\pi^2}{T_0} \left(\max_{x \in [0, t_1]} \left[\sum_{\substack{l=1 \\ l \neq k}}^{N_g} \sum_{q \in \mathcal{S}_d([t_{k-1} + x]d/T_0)} \left| n A_0 \sum_{p=-\infty}^{+\infty} V_B(n(2\pi q/d - x_0^{(l)} - 2\pi p)) A_{\text{nor}} e^{-\frac{\pi}{\sigma^2}(q - [t_{k-1} + x]d/T_0)^2} \right| \right] \right) \quad (\text{B.58})$$

$$+ \frac{d}{2\pi} \sum_{\substack{l=1 \\ l \neq k}}^{N_g} \sum_{q \in \mathcal{S}_d([t_{k-1} + x]d/T_0)} \frac{2\pi}{d} \left(\max_{y \in [0, 2\pi]} \bar{V}_0(y) \right) \varepsilon_v(t_1, d) \quad (\text{B.59})$$

$$\leq \frac{\tilde{d}(\mathfrak{m}_k) 4\pi^2}{T_0} \left(\left[\max_{x' \in [0, 1]} \sum_{\substack{l=1 \\ l \neq k}}^{N_g} d \max_{q \in [-d/2 + (k-1+x')d/N_g, d/2 + (k-1+x')d/N_g]} \right. \right) \quad (\text{B.60})$$

$$\left. \left| n A_0 \sum_{p=-\infty}^{+\infty} V_B(n(2\pi q/d - x_0^{(l)} - 2\pi p)) A_{\text{nor}} e^{-\frac{\pi}{\sigma^2}(q - [t_{k-1} + x']d/T_0)^2} \right| \right] \quad (\text{B.61})$$

$$+ N_g d n A_0 \left(1 + \sum_{p \in \mathbb{Z} \setminus \{0\}} \frac{1}{p^{2N}} \right) \varepsilon_v(t_1, d) \quad (\text{B.62})$$

$$\leq \frac{\tilde{d}(\mathfrak{m}_k) 4\pi^2 n A_0}{T_0} \left(\left[A_{\text{nor}} \max_{x' \in [0, 1]} \sum_{\substack{l=1 \\ l \neq k}}^{N_g} d \max_{q' \in [-d/2, d/2]} \sum_{p=-\infty}^{+\infty} V_B(2\pi n(q'/d + [k-l+x'-1/2]/N_g - p)) e^{-\frac{\pi}{\sigma^2} q'^2} \right] \right) \quad (\text{B.63})$$

$$+ N_g d \left(1 + \frac{\pi^2}{3} \right) \varepsilon_v(t_1, d) \quad (\text{B.64})$$

$$\leq \frac{\tilde{d}(\mathfrak{m}_k) 4\pi^2 n d A_0}{T_0} \left(\left[A_{\text{nor}} \max_{x' \in [0, 1]} \sum_{\substack{l=1 \\ l \neq k}}^{N_g} \max_{q' \in [-d/2, d/2]} \sum_{p \in \{0, \pm 1\}} V_B(2\pi n(q'/d + [k-l+x'-1/2]/N_g - p)) e^{-\frac{\pi}{\sigma^2} q'^2} \right] \right) \quad (\text{B.65})$$

$$+ \left[A_{\text{nor}} \sum_{\substack{l=1 \\ l \neq k}}^{N_g} \max_{q' \in [-d/2, d/2]} \sum_{p \in \mathbb{Z} \setminus \{0, \pm 1\}} \left| 2\pi n(1/2 - p) \right|^{-2N} \right] + N_g \left(1 + \frac{\pi^2}{3} \right) \varepsilon_v(t_1, d), \quad (\text{B.66})$$

$$\leq \frac{\tilde{d}(\mathfrak{m}_k) 4\pi^2 n d A_0}{T_0} \left(\left[A_{\text{nor}} \max_{x' \in [0, 1]} \sum_{\substack{l=1 \\ l \neq k}}^{N_g} \max_{q' \in [-d/2, d/2]} \sum_{p \in \{0, \pm 1\}} V_B(2\pi n(q'/d + [k-l+x'-1/2]/N_g - p)) e^{-\frac{\pi}{\sigma^2} q'^2} \right] \right) \quad (\text{B.67})$$

$$+ \left[A_{\text{nor}} N_g \left(\frac{1}{2\pi n} \right)^{2N} \sum_{p \in \mathbb{Z} \setminus \{0, \pm 1\}} |1/2 - p|^{-2N} \right] + N_g \left(1 + \frac{\pi^2}{3} \right) \varepsilon_v(t_1, d), \quad (\text{B.68})$$

$$\leq \frac{\tilde{d}(\mathfrak{m}_k) 4\pi^2 n d A_0}{T_0} \left(\left[A_{\text{nor}} \max_{x' \in [0, 1]} \sum_{\substack{l=1 \\ l \neq k}}^{N_g} \max_{q' \in [-d/2, d/2]} \sum_{p \in \{0, \pm 1\}} V_B \left(2\pi n (q'/d + [k - l + x' - 1/2]/N_g - p) \right) e^{-\frac{\pi}{\sigma^2} q'^2} \right] \right) \quad (\text{B.69})$$

$$+ A_{\text{nor}} \left(\pi^2 - \frac{79}{9} \right) N_g \left(\frac{1}{2\pi n} \right)^{2N} + N_g \left(1 + \frac{\pi^2}{3} \right) \varepsilon_v(t_1, d), \quad (\text{B.70})$$

where in line eq. (B.55), we have inserted the definition of $I_C^{(l)}$ and chosen $k_0 = [t_{k-1} + x]d/T_0$ in $\mathcal{S}_d(k_0)$, followed by applying eq. (B.51) and using the fact that the 1-norm upper bounds the 2-norm. In line eq. (B.56), we have used definition eq. (B.52) and the triangle inequality. In line eq. (B.58) we have first removed the maximization over ϑ since it is ϑ -independent and then substituted in eq. (B.27). In line eq. (B.59) we have used the definition of $\varepsilon_v(\cdot, \cdot)$. In line eq. (B.60) we have defined $x' = x/t_1 \in [0, 1]$ and used the fact that $q \in \mathcal{S}_d([t_{k-1} + x]d/T_0)$ is equivalent to $q \in \{[-d/2 + [k-1+x']d/N_g], [-d/2 + [k-1+x']d/N_g] + 1, [-d/2 + [k-1+x']d/N_g] + 2, \dots, [-d/2 + [k-1+x']d/N_g] + d - 1\}$. Since $[-d/2 + [k-1+x']d/N_g] + d - 1 = [-d/2 + d - 1 + [k-1+x']d/N_g] \leq d/2 + [k-1+x']d/N_g$, we have that q takes on d values in the interval $q \in [-d/2 + [k-1+x']d/N_g, d/2 + [k-1+x']d/N_g]$. In line eq. (B.63) we have first made the change of variables $q' = q - [t_{k-1} + x]d/T_0$ so that $q' \in [-d/2, d/2]$, followed by substituting for t_{k-1} and $x_0^{(l)}$. In line eq. (B.62) we used definition eq. (B.27) to upper bound the maximization over y . For line eq. (B.64) we have used $\sum_{p \in \mathbb{Z} \setminus \{0\}} \frac{1}{p^{2N}} \leq \sum_{p \in \mathbb{Z} \setminus \{0\}} \frac{1}{p^2} = \pi^2/3$ for all $N \in \mathbb{N}_{>0}$.

For line eq. (B.66) we have used the bound $\sum_{p \in \mathbb{Z} \setminus \{0, 1\}} V_B(2\pi n(x - p)) \leq (2\pi n)^{-2N} \sum_{p \in \mathbb{Z} \setminus \{0\}} (1/2 - p)^{-2N}$ for all $x \in [-1/2, 3/2]$, $n > 0$, (which follows from the function's definition, eq. (B.27)), and the observation that $q'/d + [k - l + x' - 1/2]/N_g \in [-1/2, 3/2]$ for all $x' \in [0, 1]$, $q' \in [-d/2, d/2]$ and $l, k \in 1, 2, \dots, N_g$ s.t. $l \neq k$.

We will now focus on the $p = 0, 1$ terms in the summation. To bound these terms, we will separate the range of $q' \in [-d/2, d/2]$ into three intervals, two ‘‘tail’’ intervals and one ‘‘centre’’ interval and proceed to bound the central and tail intervals separately. In particular, observe that q'/d is contained in the intervals $q'/d \in [-1/2, 1/2] = [-1/2, -1/(4N_g)] \cup [-1/(4N_g), 1/(4N_g)] \cup [1/(4N_g), 1/2]$. For the $p = 0$ term in brackets in line eq. (B.63) we find

$$\max_{x' \in [0, 1]} A_{\text{nor}} \sum_{\substack{l=1 \\ l \neq k}}^{N_g} \sum_{q' \in [-d/2, d/2]} \sum_{p \in \{0, \pm 1\}} V_B \left(2\pi n (q'/d + [k - l + x' - 1/2]/N_g - p) \right) e^{-\frac{\pi}{\sigma^2} q'^2} \quad (\text{B.71})$$

$$\leq \max_{x' \in [0, 1]} A_{\text{nor}} \sum_{\substack{l=1 \\ l \neq k}}^{N_g} \sum_{p \in \{0, \pm 1\}} \left(\max_{q'' \in [-1/2, -1/(4N_g)] \cup [1/(4N_g), 1/2]} V_B \left(2\pi n (q'' + [k - l + x' - 1/2]/N_g - p) \right) e^{-\pi \frac{d^2}{\sigma^2} q''^2} \right) \quad (\text{B.72})$$

$$+ \max_{q''' \in [-1/(4N_g), 1/(4N_g)]} \left(\frac{1}{2\pi^2 n |q''' + (k - l + x' - 1/2)/N_g - p|} \right)^{2N} e^{-\pi \frac{d^2}{\sigma^2} q'''^2} \quad (\text{B.73})$$

$$\leq \max_{x' \in [0, 1]} A_{\text{nor}} \sum_{\substack{l=1 \\ l \neq k}}^{N_g} \left(3 \left(\max_{y \in \mathbb{R}} V_B(y) \right) e^{-\pi \frac{d^2}{\sigma^2 (4N_g)^2}} + \max_{q'''' \in [-1, 1]} \sum_{p \in \{0, \pm 1\}} \left(\frac{N_g}{2\pi^2 n |q''''/4 + (k - l + x' - 1/2) - p N_g|} \right)^{2N} \right) \quad (\text{B.74})$$

$$\leq 3 A_{\text{nor}} N_g \left(e^{-\pi \frac{d^2}{\sigma^2 (4N_g)^2}} + \left(\frac{2N_g}{\pi^2 n} \right)^{2N} \right), \quad (\text{B.75})$$

Where in line eq. (B.73) we have used the bound $V_B(x) \leq (1/|\pi x|)^{2N}$ for the first term (which follows from the function's definition, eq. (B.27)). In line eq. (B.75) we have used the bound $V_B(x) \leq 1 \forall x \in \mathbb{R}$ for the first term. For the second term, we have noted that for $p \in \{0, \pm 1\}$, $k, l \in 1, 2, \dots, N_g$ s.t. $l \neq k$ we have $k - l - p N_g \in (-\infty, -1] \cup [1, +\infty)$. Therefore, $|q''''/4 + (k - l + x' - 1/2) - p N_g| \geq 1/4$. Observe that it is critical for this argument that the summation is restricted to $l \neq k$, since for $l = k$ the denominator takes on the value zero and the second term is infinite.

Finally, the upper bound for eq. (B.41) is derived in [26] [Appendix E.1.1., pg 208]. \blacksquare

Lemma B.3. For all $k \in 1, 2, 3, \dots, N_g$, the first term in lemma B.1 is upper bounded by

$$\| |t_k\rangle_S |\Psi(t_k d/T_0)\rangle_C - e^{-it_1 H_{SC}^{(k)}} |t_{k-1}\rangle_S |\Psi(t_{k-1} d/T_0)\rangle_C \|_2 \quad (\text{B.76})$$

$$\leq \sqrt{2\varepsilon_v(t_{k-1}, d)} + \pi \sqrt{2d A_{\text{nor}}} \left(e^{-\frac{\pi}{16} \left(\frac{d}{\sigma N_g}\right)^2} + 4\pi n A_0 \left(\left(\frac{2N_g}{\pi^2 n}\right)^{2N} + \frac{\pi^2}{3} \left(\frac{1}{2\pi^2 n}\right)^{2N} \right) \right), \quad (\text{B.77})$$

where ε_v and A_{nor} are defined in lemma B.2 and $n > 0$, $N \in \mathbb{N}_{>0}$.

Proof.

$$\| |t_k\rangle_S |\Psi(t_k d/T_0)\rangle_C - e^{-it_1 H_{SC}^{(k)}} |t_{k-1}\rangle_S |\Psi(t_{k-1} d/T_0)\rangle_C \|_2 \quad (\text{B.78})$$

$$= \sqrt{2 \left(1 - \Re \left[\langle t_k |_S \langle \Psi(t_k d/T_0) |_C \right] \left(e^{-it_1 H_{SC}^{(k)}} |t_{k-1}\rangle_S |\Psi(t_{k-1} d/T_0)\rangle_C \right) \right]} \quad (\text{B.79})$$

$$= \sqrt{2 \left(1 - \Re \left[\sum_{j_1, j_2=1}^{\tilde{d}(\mathfrak{m}_k)} A_{j_1}^{(k-1)*} A_{j_2}^{(k-1)} e^{i\theta_{j_1}^{(k)}} \left(\langle \theta_{j_1}^{(k)} |_S \langle \Psi(t_k d/T_0) |_C \right) \left(e^{-it_1 H_{SC}^{(k)}} | \theta_{j_2}^{(k)} \rangle_S |\Psi(t_{k-1} d/T_0)\rangle_C \right) \right]} \quad (\text{B.80})$$

$$= \sqrt{2 \left(1 - \sum_{j=1}^{\tilde{d}(\mathfrak{m}_k)} |A_j^{(k-1)}|^2 \Re \left[e^{i\theta_j^{(k)}} \langle \Psi(t_k d/T_0) |_C e^{-it_1 H_C^{(k)}} (\theta_j^{(k)}) | \Psi(t_{k-1} d/T_0)\rangle_C \right] \right)} \quad (\text{B.81})$$

$$= \sqrt{2 \left(1 - \sum_{j=1}^{\tilde{d}(\mathfrak{m}_k)} |A_j^{(k-1)}|^2 \Re \left[\sum_{l \in \mathcal{S}(t_k d/T_0)} |\psi_{\text{nor}}(t_k d/T_0; l)|^2 e^{i\theta_j^{(k)}} \left(1 - \int_{l-t_1 d/T_0}^l I_{C,d}^{(k)}(y) dy \right) + e^{i\theta_j^{(k)}} \langle \Psi(t_k d/T_0) | \varepsilon_C(t_{k-1}, d) \rangle_C \right]} \quad (\text{B.82})$$

$$= \sqrt{2 \left(1 - \sum_{j=1}^{\tilde{d}(\mathfrak{m}_k)} |A_j^{(k-1)}|^2 \left(\Re \left[\sum_{l \in \mathcal{S}(t_k d/T_0)} |\psi_{\text{nor}}(t_k d/T_0; l)|^2 e^{i\theta_j^{(k)}} \left(1 - \int_{l-t_1 d/T_0}^l I_{C,d}^{(k)}(y) dy \right) \right] - \varepsilon_v(t_{k-1}, d) \right) \right)} \quad (\text{B.83})$$

$$= \sqrt{2 \left(1 + \max_{\vartheta \in [0, 2\pi]} \left(- \Re \left[\sum_{l \in \mathcal{S}(t_k d/T_0)} |\psi_{\text{nor}}(t_k d/T_0; l)|^2 e^{i\vartheta} \left(1 - \int_{l-t_1 d/T_0}^l I_{C,d}^{(k)}(y) dy \right) \right] \right) + \varepsilon_v(t_{k-1}, d) \right)} \quad (\text{B.84})$$

$$\leq \sqrt{2 \left(\varepsilon_v(t_{k-1}, d) + \sum_{l \in \mathcal{S}(t_k d/T_0)} |\psi_{\text{nor}}(t_k d/T_0; l)|^2 4\pi^2 \left(1 - \int_{l-t_1 d/T_0}^l I_{C,d}^{(k)}(y) dy \right)^2 \right)} \quad (\text{B.85})$$

$$\leq \sqrt{2 \left(\varepsilon_v(t_{k-1}, d) + 2d\pi^2 \max_{q \in [-1/2, 1/2]} |\psi_{\text{nor}}(t_k d/T_0; t_k d/T_0 - dq)|^2 \left(1 - \int_{t_{-1/2} d/T_0 - dq}^{t_{1/2} d/T_0 - dq} I_{C,d}^{(k)}(y' + x_0^{(k)} d/(2\pi)) dy' \right)^2 \right)} \quad (\text{B.86})$$

$$\leq \sqrt{2 \left(\varepsilon_v(t_{k-1}, d) + 2d\pi^2 \max_{q \in [-1/2, -1/(4N_g)] \cup [1/(4N_g), 1/2]} A_{\text{nor}} e^{-\frac{\pi d^2}{\sigma^2} q^2} \left(1 - \frac{2\pi}{d} \int_{-d/(2N_g) - dq}^{d/(2N_g) - dq} \bar{V}_0 \left(2\pi y'/d + x_0^{(k)} \right) \Big|_{x_0=x_0^{(k)}} dy' \right)^2 \right)} \quad (\text{B.87})$$

$$+ 2d\pi^2 \max_{q \in [-1/(4N_g), 1/(4N_g)]} A_{\text{nor}} e^{-\frac{\pi d^2}{\sigma^2} q^2} \left(1 - \frac{2\pi}{d} \int_{-d/(2N_g) - dq}^{d/(2N_g) - dq} \bar{V}_0 \left(2\pi y'/d + x_0^{(k)} \right) \Big|_{x_0=x_0^{(k)}} dy' \right)^2$$

$$\leq \sqrt{2 \left(\varepsilon_v(t_{k-1}, d) + 2d\pi^2 A_{\text{nor}} e^{-\frac{\pi}{8} \left(\frac{d}{\sigma N_g}\right)^2} + 2d\pi^2 \max_{q \in [-1, 1]} A_{\text{nor}} \left(1 - \frac{2\pi}{N_g} \int_{-1/2 - q/4}^{1/2 - q/4} \bar{V}_0 \left(2\pi y''/N_g + x_0^{(k)} \right) \Big|_{x_0=x_0^{(k)}} dy'' \right)^2 \right)} \quad (\text{B.88})$$

In line eq. (B.79) we have used $\Re[\cdot]$ to denote the real part. In line eq. (B.80), we have used eq. (B.32) followed by eq. (B.49). In line eq. (B.81) we have used definition eq. (B.50). In line eq. (B.82), we have used the theorem displayed in eq. (B.51), taking into account the definition $|\Psi(\cdot)\rangle_{\mathbb{C}} = |\tilde{\Psi}_{\text{nor}}(\cdot, 0)\rangle_{\mathbb{C}}$. In line eq. (B.83) we have used the fact that for all $c \in \mathbb{C}$, $|\Re[c]| \leq |c|$ and that $\|\varepsilon_{\mathbb{C}}(t_{k-1}, d)\|_2 \leq \varepsilon_v(t_{k-1}, d)$. In line eq. (B.84) we have used that $\sum_{j=1}^{\tilde{d}(m_k)} |A_j^{(k-1)}|^2 = 1$ due to state normalization. In line eq. (B.85) we have taken the real part of the term in square brackets and used $-\cos(\theta) \leq \theta^2 - 1$ for all $\theta \in \mathbb{R}$. In line eq. (B.86) we have made the change of variable $y' = y - dx_0^{(k)}/(2\pi)$ which shifts $I_{\mathbb{C}, d}^{(k)}(y)$ to be centred at zero. We have also defined $\tilde{q} := t_k/T_0 - l/d$ and noted that $l \in \mathcal{S}(t_k d/T_0)$ implies $-1/2 \leq \tilde{q} < 1/2$ and finally upper bounded the summation for a maximization over the set $[-1/2, 1/2]$. In line eq. (B.87) we have substituted in the definition of the functions, followed by upper bounding the maximization over $q \in [-1/2, 1/2]$ as the sum of maximizations over the sub-intervals $[-1/2, -1/(4N_g)] \cup [1/(4N_g), 1/2]$ and $[-1/(4N_g), 1/(4N_g)]$. In line eq. (B.88), for the first term, we have used that \bar{V}_0 is a non-negative, 2π -periodic function integrated over an interval less than 2π . For the second term we performed a change of variable.

We will now derive an alternative expression for the term in brackets in line eq. (B.88) before continuing. From eq. (B.28) it follows:

$$1 = \int_{-\pi}^{\pi} \bar{V}_0(x + x_0^{(k)}) \Big|_{x_0=x_0^{(k)}} dx = \frac{2\pi}{N_g} \left(\int_{-N_g/2}^{q/4-1/2} + \int_{q/4-1/2}^{q/4+1/2} + \int_{q/4+1/2}^{N_g/2} \right) \bar{V}_0\left(\frac{2\pi}{N_g}y + x_0^{(k)}\right) \Big|_{x_0=x_0^{(k)}} dy \quad (\text{B.89})$$

$$= \frac{2\pi}{N_g} \left(\int_{-q/4+1/2}^{N_g/2} + \int_{q/4-1/2}^{q/4+1/2} + \int_{q/4+1/2}^{N_g/2} \right) \bar{V}_0\left(\frac{2\pi}{N_g}y + x_0^{(k)}\right) \Big|_{x_0=x_0^{(k)}} dy, \quad (\text{B.90})$$

where we have used the property $\bar{V}_0\left(\frac{2\pi}{N_g}y + x_0^{(k)}\right) = \bar{V}_0\left(-\frac{2\pi}{N_g}y + x_0^{(k)}\right)$ which follows from eq. (B.27). Therefore,

$$\max_{q \in [-1, 1]} \left(1 - \frac{2\pi}{N_g} \int_{-1/2-q/4}^{1/2-q/4} \bar{V}_0\left(2\pi y''/N_g + x_0^{(k)}\right) \Big|_{x_0=x_0^{(k)}} dy'' \right)^2 \quad (\text{B.91})$$

$$\leq \max_{q \in [-1, 1]} \left(\frac{4\pi}{N_g} \int_{q/4+1/2}^{N_g/2} \bar{V}_0\left(\frac{2\pi}{N_g}y + x_0^{(k)}\right) \Big|_{x_0=x_0^{(k)}} dy \right)^2 \quad (\text{B.92})$$

$$= \left(\frac{4\pi}{N_g} \int_{1/4}^{N_g/2} \bar{V}_0\left(\frac{2\pi}{N_g}y + x_0^{(k)}\right) \Big|_{x_0=x_0^{(k)}} dy \right)^2 \quad (\text{B.93})$$

$$= \left(\frac{4\pi n A_0}{N_g} \right)^2 \left(\int_{1/4}^{N_g/2} \left(\frac{N_g}{2n\pi^2 y}\right)^{2N} dy + \int_{1/4}^{N_g/2} \left(\frac{N_g}{2n\pi^2} \frac{1}{N_g - y}\right)^{2N} dy + \sum_{p \in \mathbb{Z} \setminus \{0, -1\}} \int_{1/4}^{N_g/2} \left(2n\pi^2 \left(\frac{y}{N_g} + p\right)\right)^{-2N} dy \right)^2 \quad (\text{B.94})$$

$$\leq \left(\frac{4\pi n A_0}{N_g} \right)^2 \left(\left(\frac{2N_g}{\pi^2 n}\right)^{2N} \frac{N_g}{2} + \left(\frac{N_g}{\pi^2 n}\right)^{2N} \frac{N_g}{2} + \frac{N_g}{2} \left(\frac{1}{2\pi^2 n}\right)^{2N} \sum_{p \in \mathbb{Z} \setminus \{0, -1\}} \left(\min_{y \in [1/4, N_g/2]} \left|\frac{y}{N_g} + p\right|\right)^{-2N} \right)^2 \quad (\text{B.95})$$

$$\leq \left(\frac{4\pi n A_0}{N_g} \right)^2 \left(2 \left(\frac{2N_g}{\pi^2 n}\right)^{2N} \frac{N_g}{2} + \frac{N_g}{2} \left(\frac{1}{2\pi^2 n}\right)^{2N} \left(\sum_{p \in \mathbb{N}_{>0}} p^{-2N} + \sum_{p \in \mathbb{N}_{>0}} \left|\frac{1}{2} - p - 1\right|^{-2N} \right) \right)^2 \quad (\text{B.96})$$

$$\leq (2\pi n A_0)^2 \left(2 \left(\frac{2N_g}{\pi^2 n}\right)^{2N} + \left(\frac{2\pi^2}{3} - 5\right) \left(\frac{1}{2\pi^2 n}\right)^{2N} \right)^2 \quad (\text{B.97})$$

$$\leq (4\pi n A_0)^2 \left(\left(\frac{2N_g}{\pi^2 n}\right)^{2N} + \frac{\pi^2}{3} \left(\frac{1}{2\pi^2 n}\right)^{2N} \right)^2 \quad (\text{B.98})$$

where in line eq. (B.92) we have taking into account the integrals with intervals of integration $[-q/4 + 1/2, N_g/2]$ and $[q/4 + 1/2, N_g/2]$, map to one another under the transformation $q \rightarrow -q$. In line eq. (B.93) we have used the non-negativity of \bar{V}_0 . In line eq. (B.94) we have substituted for \bar{V}_0 using eq. (B.27) and used the bound $V_B(x) \leq (\pi x)^{-2N}$ for all $x \in \mathbb{R}$. We have also exchanged the limits of summation and integration. This is justified via the Weierstrass

M-test (see Theorem 7.10 in [35]). In line eq. (B.97), we have used the fact that the expression is upper bounded by the smallest value of N , i.e. one.

Thus using $\sqrt{a+b} \leq \sqrt{a} + \sqrt{b}$ for all $a, b > 0$ and plugging eq. (B.98) into eq. (B.88), we finalise the proof. \blacksquare

So far in the appendix we have considered a Hamiltonian of the form eq. (B.1) while we are interested in ones of the form eq. (III.5) since these are the Hamiltonians appearing in Theorem 1. We now introduce a Hamiltonian of the form eq. (III.5) and relate it to the Hamiltonian appearing in lemma B.1

$$H_{M_0SC} = H_C + \sum_{l=1}^{N_g} I_{M_0S}^{(l)} \otimes I_C^{(l)}, \quad (\text{B.99})$$

where $\{I_{M_0S}^{(l)}\}_l$ are defined by

$$I_{M_0S}^{(l)} := \sum_{\mathfrak{m} \in \mathcal{G}} |\mathfrak{m}\rangle\langle\mathfrak{m}|_{M_{0,l}} \otimes I_S^{(l,\mathfrak{m})}, \quad (\text{B.100})$$

$l \in 1, 2, \dots, N_g$, and where $|\mathfrak{m}\rangle_{M_{0,l}}$ is the memory state of cell $M_{0,l}$ corresponding to gate $\mathfrak{m} \in \mathcal{G}$, where recall \mathcal{G} is the gate set. Each term $I_S^{(l,\mathfrak{m})}$ is defined as follows: it has spectrum which lies in the interval $(0, 2\pi]$ and the unitary $U(\mathfrak{m}) = e^{iI_S^{(l,\mathfrak{m})}} \in \mathcal{U}_{\mathcal{G}}$ is the representation of gate $\mathfrak{m} \in \mathcal{G}$ on S . While $I_S^{(l,\mathfrak{m})}$ is l -independent, we keep the label to distinguish it from the term $I_S^{(l)}$.

What is more, given our previous definitions, it is readily apparent that $H_C \geq 0$ and $\{I_C^{(l)} \geq 0\}_{l=1}^{N_g}$. As such $H_{M_0SC} \geq 0$. Therefore if $H_{M_0SC} > 0$ we allow for an additional vector $|\text{ground}\rangle_{M_0SC}$ in the Hilbert space of M_0SC which is orthogonal to the terms in eq. (B.99). This is the ground state of H_{M_0SC} . As such we always have that the ground state of H_{M_0SC} has zero energy. This is purely for convenience since later it will allow us to calculate the mean energy of state ρ_{M_0SC} by simply taking its trace with H_{M_0SC} . Since none of the states nor operators discussed in this manuscript have support on $|\text{ground}\rangle_{M_0SC}$, we neglect its mention for now on for simplicity.

4. Proof of the theorem

Finally we are in a stage to prove Theorem 1:

Theorem 1 (Optimal classical and quantum frequential computers exist). *For all gate sets $\mathcal{U}_{\mathcal{G}}$, initial memory states $|0\rangle_{M_0} \in \mathcal{C}_{M_0}$ and initial logical states $|0\rangle_S \in \mathcal{P}(\mathcal{H}_S)$, there exists triplets $\{|t_j\rangle_C\}_{j=0}^{N_g}$, N_g , H_{M_0SC} parametrised by the power $P > 0$ and a dimensionless parameter $\bar{\epsilon}$, such that for all $j = 1, 2, \dots, N_g$ and fixed $\bar{\epsilon} > 0$ the large- P scaling is as follows*

$$T \left(e^{-it_j H_{M_0SC}} |0\rangle_{M_0} |0\rangle_S |0\rangle_C, |0\rangle_{M_0} |t_j\rangle_S |t_j\rangle_C \right) \leq \left(\sum_{k=1}^j \tilde{d}(\mathfrak{m}_k) \right) g(\bar{\epsilon}) \text{poly}(P) P^{-1/\sqrt{\bar{\epsilon}}}, \quad (\text{III.7})$$

for the following two cases:

Case 1):

$$f = \frac{1}{T_0} (T_0^2 P)^{1/2-\bar{\epsilon}} + \delta f, \quad |\delta f| \leq \frac{1}{T_0} + \mathcal{O} \left(\text{poly}(P) P^{-1/\sqrt{\bar{\epsilon}}} \right) \text{ as } P \rightarrow \infty, \quad (\text{III.8})$$

and $|t_j\rangle_C \in \mathcal{C}_C$, $j = 0, 1, 2, \dots, N_g$.

Case 2):

$$f = \frac{1}{T_0} (T_0^2 P)^{1-\bar{\epsilon}} + \delta f', \quad |\delta f'| \leq \frac{1}{T_0} + \mathcal{O} \left(\text{poly}(P) P^{-1/\sqrt{\bar{\epsilon}}} \right) \text{ as } P \rightarrow \infty. \quad (\text{III.9})$$

Proof. We will first show that this trivially reduces to a problem not involving the memory states. Then we will prove the scaling in eq. (III.7) via lemmas B.1 to B.3, but as a function of dimension rather than power. We will then proceed to bound the dimension as a function of power and frequency as a function of power.

From eq. (B.99), we observe that H_{M_0SC} is block-diagonal in the basis of the memory, $\{|\mathfrak{m}_1\rangle_{M_{0,1}}|\mathfrak{m}_2\rangle_{M_{0,2}}\dots|\mathfrak{m}_{N_g}\rangle_{M_{0,N_g}}\}_{\mathfrak{m}_l \in \mathcal{G}}$. Since on the l.h.s. of eq. (B.99), the kets are a tensor product of an element of this set, the sole effect of commuting the memory state with the exponentiated Hamiltonian, is the mapping of H_{M_0SC} in eq. (B.99) to

$$H_C + \sum_{l=1}^{N_g} I_S^{(l, \mathfrak{m}_l)} \otimes I_C^{(l)}. \quad (\text{B.101})$$

In the remainder of this proof, we will work with Hamiltonians of this form but using the shorthand notation $I_S^{(l)}$ rather than $I_S^{(l, \mathfrak{m}_l)}$. Since our proof considers operators $I_S^{(l)}$ which can implement arbitrary gates, it can implement any corresponding gate \mathfrak{m}_l , from any gate set.

Plugging the bounds from lemmas B.2 and B.3 into the bounds from lemma B.1, and simplifying the resultant expression we find, for $j = 1, 2, 3, \dots, N_g$

$$\|e^{-it_j H_{SC}} |0\rangle_S |\Psi(0)\rangle_C - |t_j\rangle_S |\Psi(t_j d/T_0)\rangle_C\|_2 \quad (\text{B.102})$$

$$\leq \sum_{k=1}^j \left(\| |t_k\rangle_S |\Psi(t_k d/T_0)\rangle_C - e^{-it_1 H_{SC}^{(k)}} |t_{k-1}\rangle_S |\Psi(t_{k-1} d/T_0)\rangle_C \|_2 \right) \quad (\text{B.103})$$

$$+ t_1 \max_{x \in [0, t_1]} \|\bar{H}_{SC}^{(k)} e^{-ix H_{SC}^{(k)}} |t_{k-1}\rangle_S |\Psi(t_{k-1} d/T_0)\rangle_C \|_2 \quad (\text{B.104})$$

$$= \sum_{k=1}^j \left[\sqrt{2\varepsilon_v(t_{k-1}, d)} + \pi \sqrt{2dA_{\text{nor}}} \left(e^{-\frac{\pi}{16} \left(\frac{d}{\sigma N_g}\right)^2} + 4\pi n A_0 \left(\left(\frac{2N_g}{\pi^2 n}\right)^{2N} + \frac{\pi^2}{3} \left(\frac{1}{2\pi^2 n}\right)^{2N} \right) \right) \right] + \quad (\text{B.105})$$

$$\sum_{k=1}^j \left[\frac{\tilde{d}(\mathfrak{m}_k) 4\pi^2 n A_0}{T_0} \left(3A_{\text{nor}} d N_g \left(e^{-\pi \frac{d^2}{\sigma^2 (4N_g)^2}} + \left(\frac{2N_g}{\pi^2 n}\right)^{2N} \right) \right) \right] \quad (\text{B.106})$$

$$+ A_{\text{nor}} \left(\pi^2 - \frac{79}{9} \right) N_g d \left(\frac{1}{2\pi n} \right)^{2N} + N_g d \left(1 + \frac{\pi^2}{3} \right) \varepsilon_v(t_{k-1}, d) \quad (\text{B.107})$$

$$\leq \sqrt{j(j-1)} \frac{T_0}{N_g} \sqrt{2\varepsilon_v(1, d)} + j\pi \sqrt{2dA_{\text{nor}}} \left(e^{-\frac{\pi}{16} \left(\frac{d}{\sigma N_g}\right)^2} + 4\pi n A_0 \left(\left(\frac{2N_g}{\pi^2 n}\right)^{2N} + \frac{\pi^2}{3} \left(\frac{1}{2\pi^2 n}\right)^{2N} \right) \right) \quad (\text{B.108})$$

$$+ \left(\sum_{k=1}^j \tilde{d}(\mathfrak{m}_k) \right) \left[\frac{4\pi^2 n A_0}{T_0} \left(3A_{\text{nor}} d N_g \left(e^{-\pi \frac{d^2}{\sigma^2 (4N_g)^2}} + \left(\frac{2N_g}{\pi^2 n}\right)^{2N} \right) \right) \right] \quad (\text{B.109})$$

$$+ A_{\text{nor}} \left(\pi^2 - \frac{79}{9} \right) N_g d \left(\frac{1}{2\pi n} \right)^{2N} + d \left(1 + \frac{\pi^2}{3} \right) T_0 (j-1) \varepsilon_v(1, d) \quad (\text{B.110})$$

where in lines eqs. (B.108) and (B.110), we have used the definition of $\varepsilon_v(t, d)$ from eq. (B.40). Now observe that in order for lines eqs. (B.108) and (B.110) to be small, we need $d/(\sigma N_g)$ to tend to infinity as $d \rightarrow \infty$, and $[2N_g/(\pi^2 n)]^N$ to tend to zero as $d \rightarrow \infty$ sufficiently quickly. We start by recalling the definitions of N and n used in [27] (see eqs. F18, F220 in [27]):

$$N = \left\lceil \frac{3 - 4\epsilon_5 - \epsilon_9}{2(\epsilon_7 - \epsilon_5)} \right\rceil \geq \frac{3 - 4\epsilon_5 - \epsilon_9}{2(\epsilon_7 - \epsilon_5)}, \quad (\text{B.111})$$

$$n = \frac{\ln(\pi \alpha_0 \sigma^2) d^{1-\epsilon_5}}{2\pi C_0 \alpha_0 \kappa \sigma}, \quad (\text{B.112})$$

¹⁰ where $\kappa = 0.792$, and $C_0(N)$ is solely a function of N , (e.g. independent of d , σ , and N_g ; see Lemma 28 in [27]) and where α_0 is related to the initial mean energy parameter n_0 (recall eq. (B.35)) via

$$\alpha_0 = 1 - \left| 1 - n_0 \left(\frac{2}{d-1} \right) \right| \in (0, 1], \quad (\text{B.113})$$

¹⁰Note that eqs. (B.111) and (B.112) differ slightly from the definitions cited from [27]. Namely an ϵ_8 (which was introduced via eq. F232 in [27]) has been omitted in the r.h.s. of eqs. (B.111) and (B.112) and $n\delta$ has been replaced with n . These modifications are due to the modification of eq. (B.27). See footnote 9 for explanation.

and is uniformly bounded from below since we assume that $n_0 = \tilde{n}_0(d-1)$, $\tilde{n}_0 \in (0, 1)$ a fixed constant (i.e. independent of d). The coefficients $\epsilon_5, \epsilon_7, \epsilon_9, \eta$ can be chosen to be any d -independent constants satisfying the relations

$$0 < \epsilon_5 < \epsilon_6 = \frac{\ln \sigma}{\ln d} < 1, \quad (\text{B.114})$$

$$0 < \epsilon_7 < \eta/2, \quad (\text{B.115})$$

$$\epsilon_5 < \epsilon_7, \quad (\text{B.116})$$

$$0 < \epsilon_9 < \eta, \quad (\text{B.117})$$

$$0 < 3 - 4\epsilon_5 - \epsilon_9, \quad (\text{B.118})$$

$$\frac{4}{\sigma} < d^{\eta/2} \leq \frac{d}{\sigma}. \quad (\text{B.119})$$

Let us choose

$$\epsilon_5 = \eta\bar{\epsilon}, \quad \epsilon_7 = 2\eta\bar{\epsilon}, \quad \epsilon_9 = \eta/2, \quad \sigma = d^{\eta/2} = d^{\epsilon_6} \quad (\text{B.120})$$

We observe that for this choice of constants satisfies eqs. (B.114) to (B.119) for all $0 < \bar{\epsilon} < 1/6$ and $0 < \eta \leq 1$. It now follows

$$\left(\frac{2N_g}{\pi^2 n}\right)^{2N} \leq \left(\frac{4C_0(N)\alpha_0\kappa}{\pi \ln(\pi\alpha_0)}\right)^{2N} d^{[\eta(\bar{\epsilon}+1/2)-\epsilon_g]3/(\eta\epsilon)}, \quad (\text{B.121})$$

where we have defined

$$N_g = \lfloor d^{1-\epsilon_g} \rfloor \leq d^{1-\epsilon_g}, \quad \epsilon_g > 0, \quad (\text{B.122})$$

and were it follows from the definitions and properties of C_0 , that the prefactor

$$\left(\frac{4C_0(N)\alpha_0\kappa}{\pi \ln(\pi\alpha_0)}\right)^{2N} \quad (\text{B.123})$$

is independent of d . (It is however dependent on $\bar{\epsilon}$ and η and might diverge if we were to take a limit in which either or both tend to zero. This is why they are fixed and d -independent by definition.) Now choose

$$\epsilon_g = \eta(\bar{\epsilon} + 1/2) + \eta\sqrt{\bar{\epsilon}} \quad (\text{B.124})$$

thus resulting in the bound

$$\left(\frac{2N_g}{\pi^2 n}\right)^{2N} \leq \left(\frac{4C_0(N)\alpha_0\kappa}{\pi \ln(\pi\alpha_0)}\right)^{2N} d^{-3/\sqrt{\bar{\epsilon}}}. \quad (\text{B.125})$$

Since η and $\bar{\epsilon}$ are d -independent by definition, so is ϵ_g . Therefore, for sufficiently large d , we have $N_g > 1$ and both terms $(1/(2\pi^2 n))^{2N}$, $(1/(2\pi n))^{2N}$ appearing in eqs. (B.108) and (B.110) are upper bounded by eq. (B.125). For $(d/(\sigma N_g))^2$ we find from the above definitions

$$\left(\frac{d}{\sigma N_g}\right)^2 = \frac{d^{2-\eta}}{(\lfloor d^{1-\eta(\bar{\epsilon}+1/2)-\eta\sqrt{\bar{\epsilon}}} \rfloor)^2} \sim d^{2\eta(\bar{\epsilon}+\sqrt{\bar{\epsilon}})}, \quad (\text{B.126})$$

as $d \rightarrow \infty$.

Finally, from eq. (B.40) and eq. (B.120), it follows that $\varepsilon_v(1, d)$ decays faster than any polynomial in d . Therefore, taking into account that $N_g \leq d$, and $n \leq d$ for sufficiently large d , and taking into account the upper bound on A_{nor} (see eq. (B.41)), and that A_0 is solely a function of N (see eq. (B.29)), it follows from eq. (B.110) that

$$\|e^{-it_j H_{\text{SC}}} |0\rangle_{\text{S}} |\Psi(0)\rangle_{\text{C}} - |t_j\rangle_{\text{S}} |\Psi(t_j d/T_0)\rangle_{\text{C}}\|_2 \leq \left(\sum_{k=1}^j \tilde{d}(\mathfrak{m}_k)\right) f(\eta, \bar{\epsilon}) \text{poly}(d) d^{-3/\sqrt{\bar{\epsilon}}}, \quad (\text{B.127})$$

for all $\eta \in (0, 1]$, $\bar{\epsilon} \in (0, 1/6)$, $d \in \mathbb{N}_{>0}$. The function $f \geq 0$ is independent of d and the elements $\{\tilde{d}(\mathfrak{m}_k)\}_{k=1}^j$. Meanwhile, $\text{poly}(d) \geq 0$ is independent of, η , $\bar{\epsilon}$, and the elements $\{\tilde{d}(\mathfrak{m}_k)\}_{k=1}^j$. Note that while the degree of the

polynomial $\text{poly}(d)$ is easily deducible from line eq. (B.110), it is not important for our purposes. We can lower bound the difference in kets appearing on the l.h.s. of eq. (B.127) in terms of trace distance rather (than 2-norm) as per Theorem 1, via the use of lemma B.5.

We now turn our attention to calculating the mean energy of the initial state. Recall the discussion below eq. (B.99): the Hamiltonian H_{M_0SC} has a ground-state energy of zero. As such the mean energy of the initial state is

$${}_{M_0}\langle \vec{m} | s \langle 0 | {}_C \langle 0 | H_{M_0SC} | \vec{m} \rangle_{M_0} | 0 \rangle_S | 0 \rangle_C = {}_C \langle \Psi(0) | H_C | \Psi(0) \rangle_C + \sum_{l=1}^{N_g} s \langle 0 | I_S^{(l, m_l)} | 0 \rangle_S {}_C \langle \Psi(0) | I_C^{(l)} | \Psi(0) \rangle_C. \quad (\text{B.128})$$

We will now show that the terms $\{{}_C \langle \Psi(0) | I_C^{(l)} | \Psi(0) \rangle_C\}_{l=1}^{N_g}$ are zero in the large d limit. For all $l = 1, 2, \dots, N_g$ we find

$$\left| {}_C \langle \Psi(0) | I_C^{(l)} | \Psi(0) \rangle_C \right| \leq \frac{2\pi}{T_0} \sum_{k \in \mathcal{S}(k_0)} \left| \bar{V}_0 \left(\frac{2\pi}{d} k \right) \Big|_{x_0=x_0^{(l)}} \right| \left| \langle \theta_k | \Psi(0) \rangle_C \right|^2 \quad (\text{B.129})$$

$$\leq \frac{2\pi}{T_0} A_{\text{nor}} n A_0 \sum_{k \in \mathcal{S}(0)} \sum_{p=-\infty}^{\infty} V_B \left(n 2\pi (k N_g / d - l + 1/2 + N_g p) / N_g \right) e^{-2\pi \left(\frac{k}{\sigma} \right)^2} \quad (\text{B.130})$$

$$\leq \frac{2\pi}{T_0} A_{\text{nor}} n A_0 \left(d \max_{k' \in [-1/2, 1/2]} \sum_{p \in \{0, \pm 1\}} V_B \left(n 2\pi (k' N_g - l + 1/2 + N_g p) / N_g \right) e^{-2\pi \left(\frac{k'}{\sigma} \right)^2} \right. \quad (\text{B.131})$$

$$\left. + \sum_{k \in \mathcal{S}(0)} \sum_{p \in \mathbb{Z} \setminus \{0, \pm 1\}} \left| n 2\pi^2 (k N_g / d - l + 1/2 + N_g p) / N_g \right|^{-2N} e^{-2\pi \left(\frac{k}{\sigma} \right)^2} \right) \quad (\text{B.132})$$

$$\leq \frac{2\pi}{T_0} A_{\text{nor}} n A_0 \left[2d e^{-2\pi \left(\frac{d}{4N_g \sigma} \right)^2} + d \max_{k' \in [-1/(4N_g), 1/(4N_g)]} \sum_{p \in \{0, \pm 1\}} V_B \left(\frac{n 2\pi}{N_g} (k' N_g - l + 1/2 + N_g p) \right) \right] \quad (\text{B.133})$$

$$+ d (n 2\pi^2)^{-2N} \max_{\substack{k \in \mathcal{S}(0) \\ l \in \{1, 2, \dots, N_g\}}} \sum_{p=2}^{\infty} \left(\left| \frac{k}{d} - (l - 1/2) / N_g + p \right|^{-2N} + \left| \frac{k}{d} - (l - 1/2) / N_g - p \right|^{-2N} \right) \quad (\text{B.134})$$

$$\leq \frac{2\pi}{T_0} A_{\text{nor}} n A_0 \left[2d e^{-2\pi \left(\frac{d}{4N_g \sigma} \right)^2} + d \max_{q' \in [-1/4, 1/4]} \sum_{p \in \{0, \pm 1\}} \left| \frac{n 2\pi^2}{N_g} (q - l + 1/2 + N_g p) \right|^{-2N} \right] \quad (\text{B.135})$$

$$+ d (n 2\pi^2)^{-2N} \sum_{p=2}^{\infty} \left(\left| -\frac{1}{2} - 1 + p \right|^{-2N} + \left| \frac{1}{2} - p \right|^{-2N} \right) \quad (\text{B.136})$$

$$\leq \frac{2\pi}{T_0} A_{\text{nor}} n A_0 \left[2d e^{-2\pi \left(\frac{d}{4N_g \sigma} \right)^2} + 3d \left| \frac{n 2\pi^2}{4N_g} \right|^{-2N} \right] \quad (\text{B.137})$$

$$+ d (n 2\pi^2)^{-2N} \sum_{p=2}^{\infty} \left(\left| -\frac{1}{2} - 1 + p \right|^{-2N} + \left| \frac{1}{2} - p \right|^{-2N} \right) \quad (\text{B.138})$$

$$\leq \frac{2\pi}{T_0} A_{\text{nor}} n A_0 d \left[2 e^{-2\pi \left(\frac{d}{4N_g \sigma} \right)^2} + 3 \left(\frac{2N_g}{\pi^2 n} \right)^{2N} + \pi^2 \left(\frac{1}{n 2\pi^2} \right)^{2N} \right], \quad (\text{B.139})$$

where in line eq. (B.129) we have used eq. (B.26). In line eq. (B.130) we have set $k_0 = 0$ (recall that $I_C^{(l)}$ is independent of this parameter due to the periodicity of the summand). This choice means we can easily calculate the overlaps $\langle \theta_k | \Psi(0) \rangle_C$. In line eq. (B.133) we have used the fact that $k' = k/d \in [-1/2, 1/2] = [-1/2, -1/(4N_g)] \cup [-1/(4N_g), 1/(4N_g)] \cup [1/(4N_g), 1/2]$ and the bound $V_B(x) \leq 1$ for all $x \in \mathbb{R}$. In line eq. (B.136) we have used the fact that $k/d - (l - 1/2)/N_g \in [-1/2 - 1, 1/2]$ for all $k \in \mathcal{S}_d(0)$, $l \in \{1, 2, \dots, N_g\}$, $N_g \in \mathbb{N}_{>0}$. In line eq. (B.137) we have used the fact that $-l + 1/2 + N_g p$ is always a half integer. In line eq. (B.139) we have used $N \in \mathbb{N}_{>0}$.

Therefore, using eq. (B.125) and the similar lines of reasoning to those used just after this equation, we conclude

$$\left| \sum_{l=1}^{N_g} s \langle 0 | I_S^{(l, m_l)} | 0 \rangle_S {}_C \langle \Psi(0) | I_C^{(l)} | \Psi(0) \rangle_C \right| \leq 2\pi d \max_{l=1, 2, \dots, N_g} \left| {}_C \langle \Psi(0) | I_C^{(l)} | \Psi(0) \rangle_C \right| \quad (\text{B.140})$$

$$\leq f'(\eta, \bar{\varepsilon}) \text{poly}'(d) d^{-3/\sqrt{\bar{\varepsilon}}}, \quad (\text{B.141})$$

for all $\eta \in (0, 1]$, $\bar{\varepsilon} \in (0, 1/6)$, $d \in \mathbb{N}_{>0}$. In line eq. (B.140) we used the fact that the spectrum of $I_S^{(l, m_l)}$ is in the interval $(0, 2\pi]$. The function $f' \geq 0$ is independent of d and $\text{poly}'(d) \geq 0$ is independent of η , and $\bar{\varepsilon}$.

In [26], the mean energy of the initial state $|\Psi(0)\rangle_C$ for the Hamiltonian H_C was calculated. It was found that

$$0 < {}_C\langle \Psi(0) | H_C | \Psi(0) \rangle_C = \frac{2\pi}{T_0} n_0 + \epsilon_E, \quad (\text{B.142})$$

where

$$|\epsilon_E| \leq \text{poly}''(d) e^{-\frac{\pi}{4} \left(\frac{d}{\sigma}\right)^2}. \quad (\text{B.143})$$

Recall that we assume in this manuscript that $n_0 = \tilde{n}_0(d-1)$, with $\tilde{n}_0 \in (0, 1)$ and d -independent. It is easily verified that $\text{poly}''(d)$ is independent of the parameters η , $\bar{\varepsilon}$ introduced here. Since $\sigma = d^{\eta/2}$, $\eta \in (0, 1]$ here, we have using eq. (B.128) that

$$E_0 := {}_{M_0}\langle \tilde{m} | {}_S\langle 0 | {}_C\langle 0 | H_{M_0SC} | \tilde{m} \rangle_{M_0} | 0 \rangle_S | 0 \rangle_C = \frac{2\pi}{T_0} \tilde{n}_0(d-1) + \delta E', \quad (\text{B.144})$$

where

$$|\delta E'| \leq f''(\eta, \bar{\varepsilon}) \text{poly}'''(d) d^{-3/\sqrt{\bar{\varepsilon}}}, \quad (\text{B.145})$$

with $f'' \geq 0$ independent of d and $\text{poly}'''(d) \geq 0$ independent of η , and $\bar{\varepsilon}$. Therefore, from the definition $P = E_0/T_0$, we find

$$d = \frac{T_0^2}{2\pi\tilde{n}_0} P + \delta d, \quad \delta d := 1 - \frac{T_0}{2\pi\tilde{n}_0} \delta E'. \quad (\text{B.146})$$

This provides a parametrization of d in terms of P . We have to be cautious, because $\delta E'$ depends on η , $\bar{\varepsilon}$ and d , and thus if we plug this relation into a function which depends on d but not on η , or $\bar{\varepsilon}$, we will not obtain a function which depends on P but not on η , or $\bar{\varepsilon}$. Nevertheless, note that since δd converges to 1 in the large d limit for all $\eta \in (0, 1]$ and $\bar{\varepsilon} \in (0, 1/6)$, we have that for all $\bar{\varepsilon} \in (0, 1/6)$, here exists $P_0(\eta, \bar{\varepsilon}) > 0$ such that for all $\eta \in (0, 1]$, $\bar{\varepsilon} \in (0, 1/6)$, and $P \geq P_0(\eta, \bar{\varepsilon})$, the following holds

$$f(\eta, \bar{\varepsilon}) \text{poly}(d) d^{-3/\sqrt{\bar{\varepsilon}}} \leq f(\eta, \bar{\varepsilon}) \left(\frac{T_0^2}{2\pi\tilde{n}_0} \right)^{-3/\sqrt{\bar{\varepsilon}}} \text{poly}''''(P) P^{-3/\sqrt{\bar{\varepsilon}}}, \quad (\text{B.147})$$

where $\text{poly}''''(P) > 0$ for all $P \geq 0$, is a polynomial which is independent of η and $\bar{\varepsilon}$. Now let R denote the ratio between the l.h.s and the r.h.s. of eq. (B.147) and let $h > 0$ be defined by $h := \max_{P \in [0, P_0(\eta, \bar{\varepsilon})]} R(P)$, where the l.h.s. of eq. (B.147) is written as a function of P rather than d by virtue of eq. (B.146). Clearly h depends on η and $\bar{\varepsilon}$ but not P . Therefore there exists a function $g(\eta, \bar{\varepsilon}) > 0$ which is P independent such that

$$f(\eta, \bar{\varepsilon}) \text{poly}(d) d^{-3/\sqrt{\bar{\varepsilon}}} \leq g(\eta, \bar{\varepsilon}) \text{poly}''''(P) P^{-3/\sqrt{\bar{\varepsilon}}}, \quad (\text{B.148})$$

holds for all $P \geq 0$ obeying eq. (B.146). Plugging this relation into the r.h.s. of eq. (B.127), we obtain eq. (III.7) after a re-labelling of $\text{poly}''''(P)$ by $\text{poly}(P)$, and defining $g(\bar{\varepsilon}) = g(\eta(\bar{\varepsilon}), \bar{\varepsilon})$, where the parametrization $\eta(\bar{\varepsilon})$ is chosen differently in cases 1) and 2) below.

We now turn our attention to calculating the gate frequency as a function of the power. Using eq. (B.122)

$$f = \frac{N_g}{T_0} = \frac{\lfloor d^{1-\varepsilon_g} \rfloor}{T_0} = \frac{\left(\frac{T_0^2}{2\pi\tilde{n}_0} P + \delta d \right)^{1-\varepsilon_g} + \delta_1}{T_0} = \frac{1}{T_0} \left(\frac{T_0^2}{2\pi\tilde{n}_0} P \right)^{1-\varepsilon_g} + \delta f, \quad |\delta f| \leq \left| \frac{\left(\frac{T_0^2}{2\pi\tilde{n}_0} P \right)^{-\varepsilon_g}}{T_0} \delta d + \frac{\delta_1}{T_0} \right|, \quad (\text{B.149})$$

where $\delta_1 := -d^{1-\varepsilon_g} + \lfloor d^{1-\varepsilon_g} \rfloor \in (-1, 0]$. For case 1) of Theorem 1, we choose η such that $\varepsilon_g = 1/2 + \bar{\varepsilon}$, which from eq. (B.124) gives us

$$\eta(\bar{\varepsilon}) = \frac{1/2 + \bar{\varepsilon}}{1/2 + \bar{\varepsilon} + \sqrt{\bar{\varepsilon}}} \quad (\text{B.150})$$

which satisfies the condition $\eta \in (0, 1]$ for all $\bar{\varepsilon} \in (0, 1/6)$. To finalise case 1) of the proof, we need to show that $|t_j\rangle_C \in \mathcal{C}_C$. Recalling the definition of \mathcal{C}_C from appendix A 2, this consists in showing that $|t_j\rangle_C$ is an eigenstate of $L_C = \lambda t_C + iH_C$ with $|\lambda| = 1$ up to an additive vanishing term in the large d limit. For the case of states $|t_j\rangle_C$ [which have $\sigma = d^{1/\eta} = \sqrt{d}$], up to an additive term (which vanished as $d \rightarrow \infty$), it was shown in [26, Lemma 7.0.1, page 144] that these states have amplitudes which are of equal magnitude in both the $\{|\theta_k\rangle\}_k$ and $\{|E_n\rangle\}_n$ basis. As such, (up to this vanishingly small additive term), they are eigenstates of L_C for $\lambda = i$.

For case 2), we choose η such that $\varepsilon_g = \bar{\varepsilon}$ which gives, using eq. (B.124),

$$\eta(\bar{\varepsilon}) = \frac{2\bar{\varepsilon}}{2\bar{\varepsilon} + 2\sqrt{\bar{\varepsilon} + 1}} \quad (\text{B.151})$$

and tends to zero from above as $\bar{\varepsilon}$ tends to zero from above. We can therefore make ε_g arbitrarily small by choosing $\bar{\varepsilon} > 0$ sufficiently small. Now, from eq. (B.149) it follows

$$f = \frac{1}{T_0} \left(\frac{T_0^2}{2\pi\tilde{n}_0} P \right)^{1-\bar{\varepsilon}} + \delta f', \quad |\delta f'| \leq \frac{1}{T_0} + \mathcal{O}\left(\text{poly}(P)P^{-1/\sqrt{\bar{\varepsilon}}}\right) \text{ as } P \rightarrow \infty. \quad (\text{B.152})$$

To achieve eq. (III.9), we choose $\tilde{n}_0 = 1/(2\pi)$. This is consistent with the parameter regime of \tilde{n}_0 [see text below eq. (B.113)]. Note that we cannot make f arbitrarily large by choosing \tilde{n}_0 arbitrarily small because in said limit P also becomes arbitrarily small [recall eq. (B.144)]. \blacksquare

5. Generic known useful technical lemmas

The following two lemmas are rather trivial but crucial for this work.

Lemma B.4 (Unitary errors add linearly: Lemma C.0.2. in [26] or [36]). *Let $\{|\Phi_m\rangle\}_{m=1}^n$ be a set of states¹¹ in a 2-normed vector space satisfying $\| |\Phi_m\rangle - \Delta_m |\Phi_{m-1}\rangle \|_2 \leq \varepsilon_m$, $\|\Delta_m\|_2 \leq 1$. Then*

$$\| |\Phi_n\rangle - \Delta_n \Delta_{n-1} \dots \Delta_1 |\Phi_0\rangle \|_2 \leq \sum_{m=1}^n \varepsilon_m. \quad (\text{B.153})$$

Proof. By induction. The theorem is true by definition for $n = 1$, and if the theorem is true for all n up to k , then for $n = k + 1$,

$$\| |\Phi_{k+1}\rangle - \Delta_{k+1} \Delta_k \dots \Delta_1 |\Phi_0\rangle \|_2 = \| |\Phi_{k+1}\rangle - \Delta_{k+1} |\Phi_k\rangle + \Delta_{k+1} (|\Phi_k\rangle - \Delta_k \dots \Delta_1 |\Phi_0\rangle) \|_2 \quad (\text{B.154})$$

$$\leq \| |\Phi_{k+1}\rangle - \Delta_{k+1} |\Phi_k\rangle \|_2 + \| \Delta_{k+1} (|\Phi_k\rangle - \Delta_k \dots \Delta_1 |\Phi_0\rangle) \|_2 \quad (\text{B.155})$$

$$\leq \| |\Phi_{k+1}\rangle - \Delta_{k+1} |\Phi_k\rangle \|_2 + \| \Delta_{k+1} \|_2 \| (|\Phi_k\rangle - \Delta_k \dots \Delta_1 |\Phi_0\rangle) \|_2 \quad (\text{B.156})$$

$$\leq \| |\Phi_{k+1}\rangle - \Delta_{k+1} |\Phi_k\rangle \|_2 + \| |\Phi_k\rangle - \Delta_k \dots \Delta_1 |\Phi_0\rangle \|_2 \quad (\text{B.157})$$

$$= \varepsilon_{k+1} + \sum_{m=1}^k \varepsilon_m = \sum_{m=1}^{k+1} \varepsilon_m \quad (\text{B.158})$$

where we used the Minkowski vector norm inequality and the equivalence between the induced l_2 operator norm and the property $\|\Delta_m\|_2 \leq 1$ in line eq. (B.156). \blacksquare

Lemma B.5 (Upper bounding trace distance by Euclidean distance for pure states). *The trace distance and Euclidean distance between two normalised pure states $|A\rangle, |B\rangle$ is*

$$T(|A\rangle, |B\rangle) = \sqrt{1 - |\langle A|B\rangle|^2}, \quad \| |A\rangle - |B\rangle \|_2 = \sqrt{1 - \Re[\langle A|B\rangle]}, \quad (\text{B.159})$$

respectively. They are related by

$$T(|A\rangle, |B\rangle) \leq \sqrt{2} \| |A\rangle - |B\rangle \|_2. \quad (\text{B.160})$$

¹¹In Lemma C.0.2. in [26] these states were normalised by definition. Here we remove this assumption since it is not necessary and we will use it in the proof of Theorem 3 in the case of sub-normalized states.

Proof.

$$\sqrt{1 - |\langle A|B \rangle|^2} = \sqrt{1 - \Re(\langle A|B \rangle)^2 - \Im(\langle A|B \rangle)^2} \leq \sqrt{1 - \Re(\langle A|B \rangle)^2} = \| |A\rangle - |B\rangle \|_2 \sqrt{1 + \| |A\rangle - |B\rangle \|_2^2 / 4} \quad (\text{B.161})$$

$$\leq \| |A\rangle - |B\rangle \|_2 \sqrt{2} \quad (\text{B.162})$$

■

Appendix C: Proof of Theorem 2: Attaining the quantum limit with a classical bus

The proof will rely heavily on material from appendix B. We first prove a theorem which allows us to decouple the errors originating from the control of the gates and the control of the memory.

For this we will need to introduce a few definitions (eqs. (C.1) are reproduced from the main text for convenience).

$$H_{\text{MWSCC}_2} := H_{\text{M}_0\text{WSC}} + H_{\text{MWC}_2}, \quad H_{\text{MWC}_2} := H_{C_2} + \sum_{l=1}^{N_g} I_{\text{MW}}^{(l)} \otimes I_{C_2}^{(l)}, \quad H_{\text{M}_0\text{WSC}} := H_C + \sum_{l=1}^{N_g} I_{\text{M}_0\text{WS}}^{(l)} \otimes I_C^{(l)}, \quad (\text{C.1})$$

$$H_{\text{MWSCC}_2}^{(k)} := H_{\text{M}_0\text{WSC}}^{(k)} + \bar{H}_{\text{MWC}_2}^{(k)}, \quad (\text{C.2})$$

$k = 1, 2, \dots, N_g$, where we define $H_{\text{M}_0\text{WSC}}^{(k)}$ via

$$H_{\text{M}_0\text{WSC}}^{(k)} := H_C + I_{\text{M}_0\text{WS}}^{(k)} \otimes I_C^{(k)}, \quad (\text{C.3})$$

$$I_{\text{M}_0\text{WS}}^{(k)} := I_{\text{M}_0\text{S}}^{(k)} + |\mathbf{0}\rangle\langle\mathbf{0}|_{\text{M}_0,k} \otimes I_{W_k}^{(k)}, \quad (\text{C.4})$$

with $I_{\text{M}_0\text{S}}^{(k)}$ defined in eq. (B.100) and we restrict the spectrum of $I_{W_k}^{(k)}$ to lie in the interval $(0, 2\pi]$. The term $\bar{H}_{\text{MWC}_2}^{(k)}$ is defined via

$$\bar{H}_{\text{MWC}_2}^{(k)} := H_{\text{MWC}_2} - I_{\text{MW}}^{(k)} \otimes I_{C_2}^{(k)} = H_{C_2} + \sum_{\substack{l=1 \\ l \neq k}}^{N_g} I_{\text{MW}}^{(l)} \otimes I_{C_2}^{(l)}, \quad (\text{C.5})$$

where H_{MWC_2} is defined in eq. (IV.10) to be $H_{\text{MWC}_2} = H_{C_2} + \sum_{l=1}^{N_g} I_{\text{MW}}^{(l)} \otimes I_{C_2}^{(l)}$. Here we additionally define the structure

$$I_{\text{MW}}^{(l)} := I_{\text{M}}^{(l)} \otimes |\text{on}\rangle\langle\text{on}|_{W_l}. \quad (\text{C.6})$$

We will define the terms $\{I_{\text{M}}^{(l)}, I_{C_2}^{(l)}\}_l$ and H_{C_2} in the proofs when the need for their definitions arises. The terms $\{I_{\text{M}_0\text{S}}^{(l)}, I_C^{(l)}\}_l$ and H_C have been defined in appendix B.

1. Main technical lemma: A decoupling of error contributions

The following lemma permits one to decouple the errors resulting from the application of the gates under Hamiltonian $H_{\text{M}_0\text{WSC}}$ and the errors due to shuttling memory around via Hamiltonian $H_{\text{M}_0\text{WC}_2}$ (Indeed, in the following, lines eq. (C.8) and eq. (C.10) correspond to errors associated to dynamics under $H_{\text{M}_0\text{WSC}}$ while lines eq. (C.9) and eq. (C.11), to errors associated to dynamics under H_{MWC_2}).

Unless stated otherwise, the lemmas and theorems in this section hold for all states $|0\rangle_{\text{S}} \in \mathcal{C}_{\text{C}}$. The states $\{|t_{k,r}\rangle_{\text{MC}_2}\}_{k,r}$ are assumed to obey eq. (IV.8) throughout. They will later be further specialised in appendix C 3 and all proceeding lemmas and theorems will apply to these specialised versions. Likewise the states of the control on C, $\{|t_{k,r}\rangle_{\text{MC}_2}\}_{k,r}$, will be general at first and then specialised. The same is true for the Hamiltonians. The only generic assumption is that they act on a finite-dimensional Hilbert-space and are Hermitian (the former assumption could be easily relaxed for a lot of the lemmas in this section, but for our purposes this will be irrelevant and thus we have this assumption for simplicity).

The states $\{|t_{r,k}\rangle_{\text{W}}\}_{r,k}$ and $\{|t_{k,l}\rangle_{\text{S}}\}_{k,l}$ are given by eqs. (IV.2), (IV.5) and (IV.6) respectively throughout. All lemmas and theorems hold for any gate set $\mathcal{U}_{\mathcal{G}}$.

Lemma C.1 (Quantum-control-and-bus error decoupling). *For $j = 1, 2, 3, \dots, N_g$ and $l = 0, 1, 2, \dots, L$ we have*

$$\|e^{-it_{j,l}H_{\text{MWSCC}_2}} |0\rangle_{\text{M}} |0\rangle_{\text{W}} |0\rangle_{\text{S}} |0\rangle_{\text{C}} |0\rangle_{\text{C}_2} - |t_{j,l}\rangle_{\text{MC}_2} |t_{j,l}\rangle_{\text{W}} |t_{j,l}\rangle_{\text{S}} |t_{j,l}\rangle_{\text{C}}\|_2 \quad (\text{C.7})$$

$$\leq \sum_{r=0}^l \sum_{k=1}^j \left(\| |t_{k,r}\rangle_{\text{W}_k} |t_{k,r}\rangle_{\text{S}} |t_{k,r}\rangle_{\text{C}} - e^{-it_1 H_{\text{WSC}}^{(k, \mathfrak{m}_r, k)}} |t_{k-1,r}\rangle_{\text{W}_k} |t_{k-1,r}\rangle_{\text{S}} |t_{k-1,r}\rangle_{\text{C}} \|_2 \quad (\text{C.8}) \right.$$

$$+ \| |t_{k,r}\rangle_{\bar{\text{M}}_{0,k}\text{C}_2} |t_{k,r}\rangle_{\bar{\text{W}}_k} - e^{-it_1 \bar{H}_{\text{MWC}_2}^{(k)}} |t_{k-1,r}\rangle_{\bar{\text{M}}_{0,k}\text{C}_2} |t_{k-1,r}\rangle_{\bar{\text{W}}_k} \|_2 \quad (\text{C.9})$$

$$+ t_1 \max_{x \in [0, t_1]} \max_{\{\mathfrak{m}_l \in \mathcal{G} \cup \{\mathbf{0}\}\}_{l=1}^{N_g}} \| \bar{H}_{\text{WSC}}^{(k, \vec{\mathfrak{m}})} e^{-ix H_{\text{WSC}}^{(k, \mathfrak{m}_k)}} |t_{k-1,r}\rangle_{\text{W}} |t_{k-1,r}\rangle_{\text{S}} |t_{k-1,r}\rangle_{\text{C}} \|_2 \quad (\text{C.10})$$

$$\left. + t_1 \max_{y \in [0, t_1]} \left\| \left(I_{\text{MW}}^{(k)} \otimes I_{\text{C}_2}^{(k)} \right) e^{-iy \bar{H}_{\text{MWC}_2}^{(k)}} |t_{k-1,r}\rangle_{\text{MC}_2} |t_{k-1,r}\rangle_{\text{W}} \right\|_2 \right) \quad (\text{C.11})$$

where

$$H_{\text{WSC}}^{(k, \mathfrak{m}_k)} := {}_{\text{M}_{0,\#}} \langle \vec{\mathfrak{m}} | H_{\text{M}_0\text{WSC}}^{(k)} | \vec{\mathfrak{m}} \rangle_{\text{M}_{0,\#}} = H_{\text{C}} + I_{\text{S}}^{(k, \mathfrak{m}_k)} \otimes I_{\text{C}}^{(k)} + I_{\text{W}}^{(k, \mathfrak{m}_k)} \otimes I_{\text{C}}^{(k)} \quad (\text{C.12})$$

$$H_{\text{WSC}}^{(k, \mathfrak{m}_r, k)} := H_{\text{WSC}}^{(k, \mathfrak{m}_k)} \Big|_{\mathfrak{m}_k \mapsto \mathfrak{m}_r, k} \quad (\text{C.13})$$

$$\bar{H}_{\text{WSC}}^{(k, \vec{\mathfrak{m}})} := {}_{\text{M}_{0,\#}} \langle \vec{\mathfrak{m}} | \left(H_{\text{M}_0\text{WSC}} - H_{\text{M}_0\text{WSC}}^{(k)} \right) | \vec{\mathfrak{m}} \rangle_{\text{M}_{0,\#}} = \sum_{\substack{q=1 \\ q \neq k}}^{N_g} \left(I_{\text{S}}^{(q, \mathfrak{m}_q)} \otimes I_{\text{C}}^{(q)} + I_{\text{W}}^{(q, \mathfrak{m}_q)} \otimes I_{\text{C}}^{(q)} \right), \quad (\text{C.14})$$

where $\vec{\mathfrak{m}} = (\mathfrak{m}_1, \mathfrak{m}_2, \dots, \mathfrak{m}_{N_g})$, $|\vec{\mathfrak{m}}\rangle_{\text{M}_{0,\#}} := |\mathfrak{m}_1\rangle_{\text{M}_{0,1}} |\mathfrak{m}_2\rangle_{\text{M}_{0,2}} \dots |\mathfrak{m}_{N_g}\rangle_{\text{M}_{0,N_g}}$ with $\mathfrak{m}_l \in \mathcal{G} \cup \{\mathbf{0}\}$ and recall $I_{\text{S}}^{(q, \mathfrak{m}_q)}$ is defined in eq. (B.100) for $\mathfrak{m}_l \in \mathcal{G}$. For $\mathfrak{m}_l = \mathbf{0}$ we define $I_{\text{S}}^{(k, \mathbf{0})} := \hat{0}$ (with $\hat{0}$ the zero operator) and $I_{\text{W}}^{(k, \mathbf{0})} := I_{\text{W}_k}^{(k)}$ and $I_{\text{W}_k}^{(k, \mathfrak{m}_k)} := \hat{0}$ for all $\mathfrak{m}_l \in \mathcal{G}$.

Note that while in the above 4 lines on the r.h.s. of the inequality, the kets belong to different tensor-product subspaces, these subspaces are consistent with the spaces upon which the distinct Hamiltonians act non-trivially upon.

Proof. For $j = 1, 2, 3, \dots, N_g$, $l = 0, 1, 2, \dots, L$

$$\|e^{-it_{j,l}H_{\text{MWSCC}_2}} |0\rangle_{\text{M}} |0\rangle_{\text{W}} |0\rangle_{\text{S}} |0\rangle_{\text{C}} |0\rangle_{\text{C}_2} - |t_{j,l}\rangle_{\text{MC}_2} |t_{j,l}\rangle_{\text{W}} |t_{j,l}\rangle_{\text{S}} |t_{j,l}\rangle_{\text{C}}\|_2 \quad (\text{C.15})$$

$$\leq \sum_{r=0}^l \sum_{k=1}^j \| |t_{k,r}\rangle_{\text{MC}_2} |t_{k,r}\rangle_{\text{W}} |t_{k,r}\rangle_{\text{S}} |t_{k,r}\rangle_{\text{C}} \quad (\text{C.16})$$

$$- e^{-it_1 H_{\text{MWSCC}_2}} |t_{k-1,r}\rangle_{\text{MC}_2} |t_{k-1,r}\rangle_{\text{W}} |t_{k-1,r}\rangle_{\text{S}} |t_{k-1,r}\rangle_{\text{C}} \|_2 \quad (\text{C.17})$$

$$\leq \sum_{r=0}^l \sum_{k=1}^j \left(\| |t_{k,r}\rangle_{\text{MC}_2} |t_{k,r}\rangle_{\text{W}} |t_{k,r}\rangle_{\text{S}} |t_{k,r}\rangle_{\text{C}} \quad (\text{C.18}) \right.$$

$$\left. - e^{-it_1 H_{\text{MWSCC}_2}^{(k)}} |t_{k-1,r}\rangle_{\text{MC}_2} |t_{k-1,r}\rangle_{\text{W}} |t_{k-1,r}\rangle_{\text{S}} |t_{k-1,r}\rangle_{\text{C}} \|_2 \quad (\text{C.19}) \right.$$

$$\left. + t_1 \max_{x \in [0, t_1]} \| \bar{H}_{\text{MWSCC}_2}^{(k)} e^{-ix H_{\text{MWSCC}_2}^{(k)}} |t_{k-1,r}\rangle_{\text{MC}_2} |t_{k-1,r}\rangle_{\text{W}} |t_{k-1,r}\rangle_{\text{S}} |t_{k-1,r}\rangle_{\text{C}} \|_2 \right), \quad (\text{C.20})$$

where $H_{\text{MWSCC}_2}^{(k)}$ is given by eq. (C.2) and $\bar{H}_{\text{MWSCC}_2}^{(k)}$ by

$$\bar{H}_{\text{MWSCC}_2}^{(k)} := H_{\text{MWSCC}_2} - H_{\text{MWSCC}_2}^{(k)} = H_{\text{M}_0\text{WSC}} - H_{\text{M}_0\text{WSC}}^{(k)} + I_{\text{MW}}^{(k)} \otimes I_{\text{C}_2}^{(k)} = \bar{H}_{\text{M}_0\text{WSC}}^{(k)} + I_{\text{MW}}^{(k)} \otimes I_{\text{C}_2}^{(k)}, \quad (\text{C.21})$$

where in the last line we substituted using eq. (B.99). Lines eq. (C.16) to eq. (C.20) follow analogously to the proof of lemma B.1. Now recall that $I_{\text{MW}}^{(l)}$ acts trivially on memory cells $\text{M}_{0,1}, \text{M}_{0,2}, \dots, \text{M}_{0,l-1}, \text{M}_{0,l+1}, \dots, \text{M}_{0,N_g}$ and switches $\text{W}_1, \text{W}_2, \dots, \text{W}_{l-1}, \text{W}_{l+1}, \dots, \text{W}_{N_g}$ (see eq. (IV.10)). Therefore, it follows from the definitions of $H_{\text{M}_0\text{WSC}}^{(k)}$ and $\bar{H}_{\text{MWC}_2}^{(k)}$ that these terms commute since they only act non-trivially on different Hilbert spaces. Therefore

$e^{-it_1 H_{\text{MWSCC}_2}^{(k)}} = e^{-it_1 H_{\text{M}_0 \text{WSC}}^{(k)}} e^{-it_1 \bar{H}_{\text{MWC}_2}^{(k)}}$. Now recall the following identities for operators O_A , O_B and kets $|A\rangle_A$, $|A'\rangle_A$ and $|B\rangle_B$, $|B'\rangle_B$, on Hilbert spaces \mathcal{H}_A and \mathcal{H}_B respectively: $\| |A\rangle_A |B\rangle_B - |A'\rangle_A |B'\rangle_B \|_2 \leq \| |A\rangle_A - |A'\rangle_A \|_2 + \| |B\rangle_B - |B'\rangle_B \|_2$, which follows from the triangle inequality, and $\| (O_A \otimes O_B) |A\rangle_A |B\rangle_B \|_2 = \| O_A |A\rangle_A \|_2 \| O_B |B\rangle_B \|_2$. For $j = 1, 2, 3, \dots, N_g$, $l \in 0, 1, 2, \dots, L$

$$\| e^{-it_{j,l} H_{\text{MWSCC}_2}} |0\rangle_{\text{M}} |0\rangle_{\text{W}} |0\rangle_{\text{S}} |\Psi(0)\rangle_{\text{C}} |\Psi(0)\rangle_{\text{C}_2} - |t_{j,l}\rangle_{\text{MC}_2} |t_{j,l}\rangle_{\text{W}} |t_{j,l}\rangle_{\text{S}} |\Psi(t_{j,l}d/T_0)\rangle_{\text{C}} \|_2 \quad (\text{C.22})$$

$$\leq \sum_{r=0}^l \sum_{k=1}^j \left(\quad \quad \quad \right) \quad (\text{C.23})$$

$$+ \| |t_{k,r}\rangle_{\text{M}_{0,k}} |t_{k,r}\rangle_{\text{W}_k} |t_{k,r}\rangle_{\text{S}} |\Psi(t_{k,r}d/T_0)\rangle_{\text{C}} - e^{-it_1 H_{\text{M}_0 \text{WSC}}^{(k)}} |t_{k-1,r}\rangle_{\text{M}_{0,k}} |t_{k-1,r}\rangle_{\text{W}_k} |t_{k-1,r}\rangle_{\text{S}} |\Psi(t_{k-1}d/T_0)\rangle_{\text{C}} \|_2 \quad (\text{C.24})$$

$$+ \| |t_{k,r}\rangle_{\text{M}_{0,k} \text{C}_2} |t_{k,r}\rangle_{\bar{\text{W}}_k} - e^{-it_1 \bar{H}_{\text{MWC}_2}^{(k)}} |t_{k-1,r}\rangle_{\text{M}_{0,k} \text{C}_2} |t_{k-1,r}\rangle_{\bar{\text{W}}_k} \|_2 \quad (\text{C.25})$$

$$+ t_1 \max_{x \in [0, t_1]} \left(\| \bar{H}_{\text{M}_0 \text{WSC}}^{(k)} e^{-ix H_{\text{M}_0 \text{WSC}}^{(k)}} |t_{k-1,r}\rangle_{\text{S}} |\Psi(t_{k-1,r}d/T_0)\rangle_{\text{C}} e^{-ix \bar{H}_{\text{MWC}_2}^{(k)}} |t_{k-1,r}\rangle_{\text{MC}_2} |t_{k-1,r}\rangle_{\text{W}} \|_2 \quad (\text{C.26}) \right.$$

$$\left. + \| (I_{\text{MW}}^{(k)} \otimes I_{\text{C}_2}^{(k)}) e^{-ix \bar{H}_{\text{MWC}_2}^{(k)}} |t_{k-1,r}\rangle_{\text{MC}_2} |t_{k-1,r}\rangle_{\text{W}} \|_2 \right) \quad (\text{C.27})$$

where in line eq. (C.27) we have used the fact that $H_{\text{M}_0 \text{WSC}}^{(k)}$ is block-diagonal in the $\{|\mathfrak{m}\rangle_{\text{M}_{0,k}}\}_{\mathfrak{m} \in \mathcal{G} \cup \{\mathbf{0}\}}$ basis. To complete the proof for line eq. (C.24), we first recall eq. (IV.8) (which asserts that $|t_{k-1,r}\rangle_{\text{M}_{0,k}} = |t_{k,r}\rangle_{\text{M}_{0,k}} = |\mathfrak{m}_{k,r}\rangle_{\text{M}_{0,k}}$). Now taking into account the block diagonality of $H_{\text{M}_0 \text{WSC}}^{(k)}$, we conclude line eq. (C.8). For line eq. (C.26), first note that $e^{-ix \bar{H}_{\text{MWC}_2}^{(k)}} |t_{k-1,r}\rangle_{\text{MC}_2} |t_{k-1,r}\rangle_{\text{W}} = |t_{k-1,r}\rangle_{\text{W}} e^{-ix \bar{H}_{\text{MC}_2}^{(k, \bar{w})}} |t_{k-1,r}\rangle_{\text{MC}_2}$ where $\bar{H}_{\text{MC}_2}^{(k, \bar{w})} := \text{W}\langle t_{k-1,r} | \bar{H}_{\text{MWC}_2}^{(k)} | t_{k-1,r} \rangle_{\text{W}}$, since $H_{\text{MC}_2}^{(k)}$ is block-diagonal in the basis of the switches: $\{|\text{on}\rangle_{\text{W}_l}, |\text{off}\rangle_{\text{W}_l}\}_{l=1}^{N_g}$. Second, we expand the normalised vector $e^{-ix \bar{H}_{\text{MC}_2}^{(k, \bar{w})}} |t_{k-1,r}\rangle_{\text{MC}_2}$ in the orthonormal basis of the memory $\{|\Pi_{k,l}\rangle_{\text{M}_{k,l}} | \mathfrak{m}_{k,l} \in \mathcal{G} \text{ or } \mathfrak{m}_{k,l} = \mathbf{0}\}$ and an arbitrary orthonormal basis for the state of C_2 . Third, we now note that $\bar{H}_{\text{M}_0 \text{WSC}}^{(k)} e^{-ix H_{\text{M}_0 \text{WSC}}^{(k)}}$ acts trivially on C_2 and is block-diagonal in the above orthonormal basis of the memory. By applying the definition of the two-norm, line eq. (C.10) follows. ■

2. Lemmas bounding error contributions from control on C

We will now state and prove a lemma which will bound lines eqs. (C.8) and (C.10) in eq. (C.7). We use the same specialised control states as in appendix B, namely $\{|t_{k,r}\rangle_{\text{C}} = |\Psi(t_{k,r}d/T_0)\rangle_{\text{C}}\}_{k,r}$ where $|\Psi(td/T_0)\rangle_{\text{C}}$ is defined in eq. (B.34). These states satisfy the cyclicity condition, eq. (IV.1), as shown in the proof to the following lemma.

Lemma C.2 (Bound on quantum-control-like terms). *There exists parametrizations of the control states $\{|\Psi(t_{k,r}d/T_0)\rangle_{\text{C}}\}_{k,r}$ ($k = 0, 1, 2, \dots, N_g$; $r = 0, 1, 2, \dots, L$) and Hamiltonian $H_{\text{M}_0 \text{SC}}^{(k)}$ in terms of $\bar{\varepsilon}$ such that the following holds for all $\bar{\varepsilon} \in (0, 1/6)$ and $j = 1, 2, 3, \dots, N_g$; $l \in 0, 1, \dots, L$,*

$$\sum_{r=0}^l \sum_{k=1}^j \left(\| |t_{k,r}\rangle_{\text{W}_k} |t_{k,r}\rangle_{\text{S}} |\Psi(t_{k,r}d/T_0)\rangle_{\text{C}} - e^{-it_1 H_{\text{WSC}}^{(k, \mathfrak{m}_r, k)}} |t_{k-1,r}\rangle_{\text{W}_k} |t_{k-1,r}\rangle_{\text{S}} |\Psi(t_{k-1,r}d/T_0)\rangle_{\text{C}} \|_2 \quad (\text{C.28}) \right.$$

$$\left. + t_1 \max_{x \in [0, t_1]} \max_{\{\mathfrak{m}_l \in \mathcal{G} \cup \{\mathbf{0}\}\}_{l=1}^{N_g}} \| \bar{H}_{\text{WSC}}^{(k, \bar{\mathfrak{m}})} e^{-ix H_{\text{WSC}}^{(k, \mathfrak{m}_k)}} |t_{k-1,r}\rangle_{\text{W}} |t_{k-1,r}\rangle_{\text{S}} |\Psi(t_{k-1,r}d/T_0)\rangle_{\text{C}} \|_2 \right) \quad (\text{C.29})$$

$$\leq \left(\sum_{r=0}^l \sum_{k=1}^j \tilde{d}(\mathfrak{m}_{r,k}) \right) h(\bar{\varepsilon}) \text{poly}(d) d^{-3/\sqrt{\bar{\varepsilon}}}, \quad (\text{C.30})$$

and

$$N_g = \lfloor d^{1-\bar{\varepsilon}} \rfloor, \quad (\text{C.31})$$

where the function $h \geq 0$ is independent of d and the elements $\{\tilde{d}(\mathfrak{m}_{r,k})\}_{k=1}^j$. Meanwhile, $\text{poly}(d) \geq 0$ is independent of $\tilde{\varepsilon}$ and the elements $\{\tilde{d}(\mathfrak{m}_{r,k})\}_{k=1}^j$.

Proof. In Theorem 1, the clock on C ran over one oscillation of the oscillator over a total time $T_0 = 2\pi/\omega_0$. In the current setup, we are running the computer over multiple l runs of the oscillator. The proof consists in relating terms from the l^{th} run of the oscillator to the 1st run, and then using the results from appendix B to bound them.

We start by recalling that $t_{l,r} = t_{l+rN_g} = t_l + rT_0$. Thus, recalling the definition of $|\Psi(td/T_0)\rangle_C$ in eq. (B.34), we find

$$\mathcal{S}_d(t_{l,r}d/T_0) = \{k - rd \mid k \in \mathbb{Z} \text{ and } -d/2 \leq t_l d/T_0 - k < d/2\}, \quad (\text{C.32})$$

$$\psi_{\text{nor}}(t_{l,r}d/T_0) = A_{\text{nor}} e^{-\frac{\pi}{\sigma^2}([k-rd]-t_l d/T_0)^2} e^{-i2\pi([k-rd]-t_l d/T_0)/d}, \quad (\text{C.33})$$

from which it follows

$$|\Psi(t_{l,r}d/T_0)\rangle_C = |\Psi(t_l d/T_0)\rangle_C \quad (\text{C.34})$$

for all $j = 1, 2, \dots, N_g$, and $l \in \mathbb{N}_{\geq 0}$.

A state of the logical computational space $|t_{p,r}\rangle_S$ is generated by applying p gates to the state of the logical computational space after rN_g gates to it, i.e. $|t_{p,r}\rangle_S = \prod_{l=1}^p U(\mathfrak{m}_{r,l}) |t_{0,r}\rangle_S$, for $r = 1, 2, \dots, L$. For $r = 0$, recall that we are applying unitaries to the switches to turn them on sequentially, rather than applying gates to the computation: at times $t_{p,0}$, we apply $U(\mathbf{0}) |\text{off}\rangle_{W_p} = |\text{on}\rangle_{W_p}$. Let us start by evaluating the terms in eqs. (C.28) and (C.29) for $r = 0$ and $r > 0$ separately:

$$\left\| |t_{k,r}\rangle_{W_k} |t_{k,r}\rangle_S |\Psi(t_{k,r}d/T_0)\rangle_C - e^{-it_1 H_{\text{WSC}}^{(k,\mathfrak{m}_r,k)}} |t_{k-1,r}\rangle_{W_k} |t_{k-1,r}\rangle_S |\Psi(t_{k-1,r}d/T_0)\rangle_C \right\|_2 \quad (\text{C.35})$$

$$= \begin{cases} \left\| |\text{on}\rangle_{W_k} |\Psi(t_k d/T_0)\rangle_C - e^{-it_1 H_{\text{WC}}^{(k)}} |\text{off}\rangle_{W_k} |\Psi(t_{k-1} d/T_0)\rangle_C \right\|_2 & \text{if } r = 0 \\ \left\| |t_{k,r}\rangle_S |\Psi(t_k d/T_0)\rangle_C - e^{-it_1 H_{\text{SC}}^{(k,\mathfrak{m}_k)}} |t_{k-1,r}\rangle_S |\Psi(t_{k-1} d/T_0)\rangle_C \right\|_2 & \text{if } r = 1, 2, \dots, L \end{cases} \quad (\text{C.36})$$

where

$$H_{\text{WC}}^{(k)} := H_C + I_W^{(k)} \otimes I_C^{(k)}, \quad (\text{C.37})$$

$$H_{\text{SC}}^{(k,\mathfrak{m}_k)} := H_C + I_S^{(k,\mathfrak{m}_k)} \otimes I_C^{(k)}, \quad \mathfrak{m}_k \in \mathcal{G} \quad (\text{C.38})$$

Similarly,

$$\left\| \bar{H}_{\text{WSC}}^{(k,\bar{\mathfrak{m}})} e^{-ix H_{\text{WSC}}^{(k,\mathfrak{m}_k)}} |t_{k-1,r}\rangle_W |t_{k-1,r}\rangle_S |\Psi(t_{k-1,r}d/T_0)\rangle_C \right\|_2 \quad (\text{C.39})$$

$$= \begin{cases} \left\| \bar{H}_{\text{WC}}^{(k,\bar{\mathfrak{m}})} e^{-ix H_{\text{WC}}^{(k)}} |t_{k-1,r}\rangle_W |t_{k-1,r}\rangle_S |\Psi(t_{k-1} d/T_0)\rangle_C \right\|_2 & \text{if } \mathfrak{m}_k = \mathbf{0} \\ \left\| \bar{H}_{\text{SC}}^{(k,\bar{\mathfrak{m}})} e^{-ix H_{\text{SC}}^{(k,\mathfrak{m}_k)}} |t_{k-1,r}\rangle_W |t_{k-1,r}\rangle_S |\Psi(t_{k-1} d/T_0)\rangle_C \right\|_2 & \text{if } \mathfrak{m}_k \in \mathcal{G}, \end{cases} \quad (\text{C.40})$$

where we can write $\bar{H}_{\text{WSC}}^{(k,\bar{\mathfrak{m}})}$ in the form $\bar{H}_{\text{WSC}}^{(k,\bar{\mathfrak{m}})} = \sum_{\substack{q=1 \\ q \neq k}}^{N_g} \left(I_{\gamma_1(\mathfrak{m}_q)}^{(q,\mathfrak{m}_q)} \otimes I_C^{(q)} \right)$, where $\gamma_1(\mathfrak{m}_q) = \text{S}$ if $\mathfrak{m}_q \in \mathcal{G}$, and $\gamma_1(\mathfrak{m}_q) = \text{W}$ if $\mathfrak{m}_q = \mathbf{0}$. (This follows from its definition; eq. (C.14).) In appendix B, we dealt with states of this form in eqs. (C.36) and (C.40) (i.e. in lemmas B.2 and B.3 respectively).

Using the above identities we can now apply the proof of Theorem 1 from lines eqs. (B.103) and (B.104) onwards. Importantly, the only difference is that we have $H_{\text{WC}}^{(k)}$ and $\bar{H}_{\text{WSC}}^{(k,\bar{\mathfrak{m}})}$ (or $H_{\text{SC}}^{(k)}$ and $\bar{H}_{\text{WSC}}^{(k,\bar{\mathfrak{m}})}$), rather than $H_{\text{SC}}^{(k)}$ and $\bar{H}_{\text{SC}}^{(k)}$. These only differ by the fact that the latter have interaction terms $I_S^{(l)}$ while the former has terms $I_S^{(l,\mathfrak{m}_l)}$ or $I_W^{(l)}$. Recall that $I_S^{(l)}$ is a generic term responsible of implementing any unitary on S, while $I_S^{(l,\mathfrak{m}_l)}$ is responsible for implementing the gate $\mathfrak{m}_l \in \mathcal{G}$ on S, and $I_W^{(l)}$ is responsible for implementing the gate $\mathbf{0}$ on W. Since the proof of Theorem 1 was for all generic terms $I_S^{(l)}$, it also applies in the case at hand (once one identifies the subsystems W and S in the current proof with S in the original proof) and the maximization over gates, $\max_{\{\mathfrak{m}_l \in \mathcal{G} \cup \{\mathbf{0}\}\}_{l=1}^{N_g}}$, vanishes.

Thus from eq. (B.127), we conclude that there exists an initial clock state $|\Psi(0)\rangle_C$ (the same clock state used in case 2) of Theorem 1) such that

$$\sum_{k=1}^j \left(\left\| |t_{k,r}\rangle_{W_k} |t_{k,r}\rangle_S |\Psi(t_{k,r}d/T_0)\rangle_C - e^{-it_1 H_{\text{WSC}}^{(k,\mathfrak{m}_r,k)}} |t_{k-1,r}\rangle_{W_k} |t_{k-1,r}\rangle_S |\Psi(t_{k-1,r}d/T_0)\rangle_C \right\|_2 \right) \quad (\text{C.41})$$

$$+ t_1 \max_{x \in [0, t_1]} \max_{\{\mathfrak{m}_l \in \mathcal{G} \cup \{\mathbf{0}\}\}_{l=1}^{N_g}} \left\| \bar{H}_{\text{WSC}}^{(k, \bar{\mathfrak{m}})} e^{-ix H_{\text{WSC}}^{(k, \mathfrak{m}_k)}} |t_{k-1, r}\rangle_{\text{W}} |t_{k-1, r}\rangle_{\text{S}} |\Psi(t_{k-1, r} d / T_0)\rangle_{\text{C}} \right\|_2 \quad (\text{C.42})$$

$$\leq \left(\sum_{k=1}^j \tilde{d}(\mathfrak{m}_{r, k}) \right) f(\eta, \bar{\varepsilon}) \text{poly}(d) d^{-3/\sqrt{\bar{\varepsilon}}}, \quad (\text{C.43})$$

where the parameters are defined as per eq. (B.127); the only difference between line eq. (C.43) and the r.h.s. of eq. (B.127) is the replacement of $\tilde{d}(\mathfrak{m}_k)$ with $\tilde{d}(\mathfrak{m}_{r, k})$. Thus we have that eq. (C.43) holds for all $\eta \in (0, 1]$, $\bar{\varepsilon} \in (0, 1/6)$, $d \in \mathbb{N}_{>0}$. The function $f \geq 0$ is independent of d and the elements $\{\tilde{d}(\mathfrak{m}_{r, k})\}_{k=1}^j$. Meanwhile, $\text{poly}(d) \geq 0$ is independent of η , $\bar{\varepsilon}$, and the elements $\{\tilde{d}(\mathfrak{m}_{r, k})\}_{k=1}^j$.

To finalise the proof, we simply need to specialise to case 2) by choosing η such that $\varepsilon_g = \bar{\varepsilon}$, which provides that parametrization of η as a function of η according to eq. (B.151). We then define $h(\bar{\varepsilon}) := f(\bar{\varepsilon}, \bar{\varepsilon})$ and recall the definition of N_g in terms of ε_g in eq. (B.122). \blacksquare

3. Description of the control on C_2

In order to bound the terms associated with the dynamics of Hamiltonian H_{MWC_2} , in eq. (C.7) (namely lines eqs. (C.9) and (C.11)), we have to specialise further the Hamiltonian. We do this here. In particular, the free Hamiltonian of the clock H_{C_2} will be a copy the free Hamiltonian of the clock controlling the gates, H_{C} , i.e. $H_{\text{C}_2} = \sum_{n=0}^{d-1} \omega_0 n |E_n\rangle\langle E_n|_{\text{C}_2}$, where $\omega_0 = 2\pi/T_0$ and $\{|E_n\rangle\}_n$ is an orthonormal basis for the Hilbert space associated with C_2 . Also similar to before, the clock interaction terms, $\{I_{\text{M}}^{(l)}\}_{l=1}^{N_g}$, will be chosen to be diagonal in the discrete Fourier Transform basis associated with $\{|E_n\rangle_{\text{C}}\}_n$, namely

$$I_{\text{C}_2}^{(l)} := \frac{d}{T_0} \sum_{k \in \mathcal{S}_d(k_0)} I_{\text{C}_2, d}^{(l)}(k) |\theta_k\rangle\langle \theta_k|_{\text{C}_2}, \quad I_{\text{C}_2, d}^{(l)}(x) := \frac{2\pi}{d} \bar{V}_0 \left(\frac{2\pi}{d} x \right) \Big|_{x_0 = x_0'^{(l)}}, \quad (\text{C.44})$$

where $I_{\text{C}_2, d}^{(l)}(k)$ is chosen such that $I_{\text{C}_2}^{(l)}$ is independent of $k_0 \in \mathbb{R}$ (as was the case with the interaction terms for the clock on C .) and

$$\begin{aligned} \bar{V}_0(x) &= n_2 A_0 \sum_{p=-\infty}^{+\infty} V_B(n_2(x - x_0 + 2\pi p)), \\ V_B(\cdot) &= \text{sinc}^{2N_2}(\cdot) = (\sin(\pi \cdot) / (\pi \cdot))^{2N_2}, \quad N_2 \in \mathbb{N}_{>0}. \end{aligned} \quad (\text{C.45})$$

which is the same as before (c.f. eq. (B.27)), except for exchanging the free parameters $n > 0$ for $n_2 > 0$ and N for N_2 . This is necessary since we will parametrise n_2 with d differently for the interactions terms of C (A_0 above is the same as in eq. (B.27)) but with N replaced with N_2). Likewise, the parameter x_0 (appearing in the definition of $\bar{V}_0(\cdot)$), will not take on the same value as for the clock on C , moreover, it will take on a value $x_0'^{(l)}$ which will be chosen differently in this case. This is necessary, in order to avoid a ‘‘read-write issue’’: we cannot write to a memory cell which is simultaneously read without incurring a large error. To avoid such issues we want the unitary on the memory corresponding to the interaction $I_{\text{C}_2}^{(l)}$ to be performed out of phase in time with the average time at which the $I_{\text{C}_2}^{(l)}$ logical gate is performed. Since $x_0'^{(l)}$ encodes this time for the l^{th} logical gate as angle in cycle R , we choose

$$x_0'^{(l)} = x_0^{(l)} + \pi = \frac{2\pi}{N_g} \left(l - \frac{1}{2} \right) + \pi. \quad (\text{C.46})$$

The justification of this choice (beyond physical intuition) will become apparent in the subsequent proofs. Finally, the parameters n and N in the definition of $\bar{V}(\cdot)$ will be denoted by n_2 and N_2 respectively, in order to distinguish them from those coming from the interaction terms $\{I_{\text{C}}^{(l)}\}_{l=1}^{N_g}$.

Now that we have justified the actual timing, we should choose the interaction terms $\{I_{\text{MW}}^{(l)}\}_{l=1}^{N_g}$ in H_{MWC_2} appropriately. First recall the initial configuration of the memory: The total memory consists in $N_g(L+1)$ cells, arranged in a grid. Each cell stores in an orthogonal state a gate to be implemented. The initial memory state is thus of the form $|\bar{\mathfrak{m}}\rangle_{\text{M}} := |\bar{\mathfrak{m}}_0\rangle_{\text{M}_0} |\bar{\mathfrak{m}}_1\rangle_{\text{M}_1} \cdots |\bar{\mathfrak{m}}_L\rangle_{\text{M}_L}$ with $|\bar{\mathfrak{m}}_j\rangle_{\text{M}_j} := |\mathfrak{m}_{j,1}\rangle_{\text{M}_{j,1}} |\mathfrak{m}_{j,2}\rangle_{\text{M}_{j,2}} \cdots |\mathfrak{m}_{j,N_g}\rangle_{\text{M}_{j,N_g}}$. The clock on C can only read sequentially the memory cells in the first row, namely $|\bar{\mathfrak{m}}_0\rangle_{\text{M}_0}$. Therefore the clock on C_2 is responsible for updating

the memory cells on $|\bar{m}_0\rangle_{M_0}$ so that the entire gate sequence can be implemented. A consistent way to achieve is to have $\{I_M^{(l)}\}_{l=1}^{N_g}$ in H_{MC_2} satisfy the following conditions (for all $l = 1, 2, \dots, N_g$)

$$\begin{aligned}
& e^{-iI_M^{(l)}} |\mathfrak{m}_{0,l}\rangle_{M_{0,l}} |\mathfrak{m}_{1,l}\rangle_{M_{1,l}} |\mathfrak{m}_{2,l}\rangle_{M_{2,l}} \cdots |\mathfrak{m}_{L-1,l}\rangle_{M_{L-1,l}} |\mathfrak{m}_{L,l}\rangle_{M_{L,l}} \\
& \quad = |\mathfrak{m}_{1,l}\rangle_{M_{0,l}} |\mathfrak{m}_{2,l}\rangle_{M_{1,l}} |\mathfrak{m}_{3,l}\rangle_{M_{2,l}} \cdots |\mathfrak{m}_{L,l}\rangle_{M_{L-1,l}} |\mathfrak{m}_{0,l}\rangle_{M_{L,l}}, \\
& e^{-iI_M^{(l)}} |\mathfrak{m}_{1,l}\rangle_{M_{0,l}} |\mathfrak{m}_{2,l}\rangle_{M_{1,l}} |\mathfrak{m}_{3,l}\rangle_{M_{2,l}} \cdots |\mathfrak{m}_{L-1,l}\rangle_{M_{L-2,l}} |\mathfrak{m}_{L,l}\rangle_{M_{L-1,l}} |\mathfrak{m}_{0,l}\rangle_{M_{L,l}} \\
& \quad = |\mathfrak{m}_{2,l}\rangle_{M_{0,l}} |\mathfrak{m}_{3,l}\rangle_{M_{1,l}} |\mathfrak{m}_{4,l}\rangle_{M_{2,l}} \cdots |\mathfrak{m}_{L,l}\rangle_{M_{L-2,l}} |\mathfrak{m}_{0,l}\rangle_{M_{L-1,l}} |\mathfrak{m}_{1,l}\rangle_{M_{L,l}}, \\
& e^{-iI_M^{(l)}} |\mathfrak{m}_{2,l}\rangle_{M_{0,l}} |\mathfrak{m}_{3,l}\rangle_{M_{1,l}} |\mathfrak{m}_{4,l}\rangle_{M_{2,l}} \cdots |\mathfrak{m}_{L-1,l}\rangle_{M_{L-3,l}} |\mathfrak{m}_{L,l}\rangle_{M_{L-2,l}} |\mathfrak{m}_{0,l}\rangle_{M_{L-1,l}} |\mathfrak{m}_{1,l}\rangle_{M_{L,l}} \\
& \quad = |\mathfrak{m}_{3,l}\rangle_{M_{0,l}} |\mathfrak{m}_{4,l}\rangle_{M_{1,l}} |\mathfrak{m}_{5,l}\rangle_{M_{2,l}} \cdots |\mathfrak{m}_{L,l}\rangle_{M_{L-3,l}} |\mathfrak{m}_{0,l}\rangle_{M_{L-2,l}} |\mathfrak{m}_{1,l}\rangle_{M_{L-1,l}} |\mathfrak{m}_{2,l}\rangle_{M_{L,l}}, \\
& \quad \vdots \\
& e^{-iI_M^{(l)}} |\mathfrak{m}_{L-1,l}\rangle_{M_{0,l}} |\mathfrak{m}_{L,l}\rangle_{M_{1,l}} |\mathfrak{m}_{0,l}\rangle_{M_{2,l}} \cdots |\mathfrak{m}_{L-1,l}\rangle_{M_{L-1,l}} |\mathfrak{m}_{L-2,l}\rangle_{M_{L,l}} \\
& \quad = |\mathfrak{m}_{L,l}\rangle_{M_{0,l}} |\mathfrak{m}_{0,l}\rangle_{M_{1,l}} |\mathfrak{m}_{1,l}\rangle_{M_{2,l}} \cdots |\mathfrak{m}_{L-2,l}\rangle_{M_{L-1,l}} |\mathfrak{m}_{L-1,l}\rangle_{M_{L,l}},
\end{aligned} \tag{C.47}$$

for all $\mathfrak{m}_{j,l} \in \mathcal{G}$, $j \in 1, \dots, L$, such that $\mathfrak{m}_{0,l} = \mathbf{0}$ for all $l = 1, 2, 3, \dots, N_g$. Thus since the action of $e^{-iI_M^{(l)}}$ maps from one orthonormal basis set to another, it is guaranteed that a unitary representation of $e^{-iI_M^{(l)}}$ exists. What is more, from its construction it readily follows that it is independent of the initial memory state $|0\rangle_M \in \mathcal{C}_M$ which encodes the to-be-implemented gate sequence.

Note that the memory states $\mathbf{0}$ play an additional role here beyond their primary role of controlling the turning on of the switches. Namely, they ensure that the states in eq. (C.47) before and after the application of $e^{-iI_M^{(l)}}$ are indeed orthogonal. To see this, imagine the fictitious scenario in which $\mathfrak{m}_{0,l} \neq \mathbf{0}$, $\mathfrak{m}_{0,l} \in \mathcal{G}$, $\mathbf{0} \notin \mathcal{G}$ and all initial memory cells in M have the same value $m \in \mathcal{G}$. This is highly degenerate, and the states in eq. (C.47) before and after the application of $e^{-iI_M^{(l)}}$ are indistinguishable and hence cannot be orthogonal. Since however, $\mathbf{0} \notin \mathcal{G}$ by definition, even if the initial memory state is highly degenerate in the sense which has just been described, the states before and after the application of $e^{-iI_M^{(l)}}$ are always mutually orthogonal.

The definition of $e^{-iI_M^{(l)}}$ [eq. (C.47)] is also consistent with our prior assumption on $I_M^{(l)}$, namely that it acts non-trivially only on memory block $M_{\#,l}$. What is more, if $e^{-iI_M^{(l)}}$ is applied once in the time intervals $(t_{l,0}, t_{l,1}), \dots, (t_{l,L-1}, t_{l,L})$, then condition eq. (IV.8) is met. We will see that our idealised solution—the one we wish to approximate—will be consistent with this.

Let the set of pairs $\{(\Omega_{i_l}, |\Omega_{i_l}\rangle_{M_{\#,l}})\}_{i_l}$ be the eigenvalues and vectors of $I_M^{(l)}$ respectively:

$$I_M^{(l)} |\Omega_{i_l}\rangle_{M_{\#,l}} = \Omega_{i_l} |\Omega_{i_l}\rangle_{M_{\#,l}}, \quad \Omega_{i_l} \in (0, 2\pi], \tag{C.48}$$

$l = 1, 2, \dots, N_g$.

We can now specify the idealised state on MC_2 at times $t_{k,r}$.¹² For $k = 1, 2, 3, \dots, N_g - 1$; $r = 0, 1, \dots, L$,

$$|t_{k,r}\rangle_{MC_2} := |t_{k,r}\rangle_{M \setminus \{M_{\#,k}, M_{\#,k+1}\}C_2} |t_{k,r}\rangle_{M_{\#,k}} |t_{k,r}\rangle_{M_{\#,k+1}}, \tag{C.49}$$

$$|t_{k,r}\rangle_{M_{\#,p}} := e^{-irI_M^{(p)}} |0\rangle_{M_{\#,p}}, \quad p \in \{k, k+1\} \tag{C.50}$$

$$|t_{k,r}\rangle_{M \setminus \{M_{\#,k}, M_{\#,k+1}\}C_2} := \prod_{\substack{l=1 \\ l \notin \{k, k+1\}}}^{N_g} \left[\sum_{i_l} |\Omega_{i_l}\rangle_{M_{\#,l}} \langle \Omega_{i_l} | 0 \rangle_{M_{\#,l}} |\Omega_{i_l}\rangle_{M_{\#,l}} \right] |\Psi_{\bar{i}_k, \bar{i}_{k+1}}(t_{k,r})\rangle_{C_2}, \tag{C.51}$$

where $|\Psi_{\bar{i}_k, \bar{i}_{k+1}}(t_{k,r})\rangle_{C_2}$ is a function of indices in the set $\{i_1, i_2, \dots, i_{N_g}\} \setminus \{i_k, i_{k+1}\}$ [defined below in eq. (C.55)] and where recall the definition of the short-hand notation: $|0\rangle_{M_{\#,p}} := |\mathfrak{m}_{0,p}\rangle_{M_{0,p}} |\mathfrak{m}_{1,p}\rangle_{M_{1,p}} |\mathfrak{m}_{2,p}\rangle_{M_{2,p}} \cdots |\mathfrak{m}_{L-1,p}\rangle_{M_{L-1,p}}$

¹²In this manuscript, we use notation $\prod_{i=1}^n [a_i] := a_1 a_2 \dots a_n$ and where the multiplication operation takes preference over summation, i.e. $\prod_{i=1}^n [\sum_{i_l} h(i_l)] f(i_1, i_2, \dots, i_n) := \sum_{i_1} h(i_1) \sum_{i_2} h(i_2) \dots \sum_{i_n} h(i_n) f(i_1, i_2, \dots, i_n) = \sum_{i_1, i_2, \dots, i_n} h(i_1) h(i_2) \dots h(i_n) f(i_1, i_2, \dots, i_n)$

$|\mathfrak{m}_{L,p}\rangle_{M_{L,p}} |0\rangle_{MC_{\text{nt}1,p}}$. For the boundary values i.e. $k = 0$; $r = 0, 1, \dots, L$ we define the state to have periodic boundary conditions except for the case $k = r = 0$ since there is no time before $t_{0,0} = 0$. Namely, we define

$$|t_{0,r}\rangle_{MC_2} := |t_{0,r}\rangle_{M \setminus \{M_{\#,1} M_{\#,N_g}\} C_2} |t_{0,r}\rangle_{M_{\#,1}} |t_{0,r-1}\rangle_{M_{\#,N_g}}, \quad (\text{C.52})$$

$$|t_{0,r}\rangle_{M \setminus \{M_{\#,1} M_{\#,N_g}\} C_2} := \prod_{\substack{l=1 \\ l \notin \{1, N_g\}}}^{N_g} \left[\sum_{i_l} M_{\#,l} \langle \Omega_{i_l} | 0 \rangle_{M_{\#,l}} | \Omega_{i_l} \rangle_{M_{\#,l}} \right] |\Psi_{\bar{i}_1, \bar{i}_{N_g}}(t_{k,r})\rangle_{C_2}, \quad (\text{C.53})$$

$$|t_{0,r}\rangle_{M_{\#,1}} := e^{-irI_M^{(1)}} |0\rangle_{M_{\#,1}}, \quad |t_{0,r-1}\rangle_{M_{\#,N_g}} := \begin{cases} |0\rangle_{M_{\#,N_g}} & \text{for } r = 0 \\ e^{-i(r-1)I_M^{(1)}} |0\rangle_{M_{\#,1}} & \text{for } r = 1, 2, \dots, L. \end{cases} \quad (\text{C.54})$$

The state on C_2 is defined (in slightly more generality) as

$$|\Psi_{\bar{i}_{n_1}, \bar{i}_{n_2}, \dots, \bar{i}_{n_s}}(t)\rangle_{C_2} := \sum_{q \in \mathcal{S}_d(td/T_0)} \prod_{\substack{l=1 \\ l \notin \{n_1, n_2, \dots, n_s\}}}^{N_g} \left[e^{-i\Omega_{i_l}^{(l)} \left(\int_{q-\Theta_l(t)d/T_0}^q dy I_{C_2,d}^{(l)}(y) \right)} \right] \psi_{\text{nor}}^{(2)}(td/T_0, q) |\theta_q\rangle_{C_2} \quad (\text{C.55})$$

for $n_1, n_2, \dots, n_s \in \{1, 2, \dots, N_g\}$, and where

$$\Theta_l(t) := \begin{cases} 0 & \text{if } t \leq t_l \\ t - t_l & \text{if } t > t_l. \end{cases} \quad (\text{C.56})$$

It readily satisfies the initial condition at $t_{0,0} = 0$, namely $|t_{0,0}\rangle_{MC_2} = (\prod_{l,k} |\mathfrak{m}_{l,k}\rangle_{M_{l,k}}) |\Psi(0)\rangle_{C_2}$. What is more, one can easily verify that this idealised memory state at different times $t_{k,r}$ satisfies the necessary condition in eq. (IV.8). $\psi_{\text{nor}}^{(2)}(\cdot, \cdot)$ is defined analogously to $\psi_{\text{nor}}(\cdot, \cdot)$ for the state on C (see eq. (B.35)). We denote these normalised amplitude with a superscript simply not to confuse it with the state on C which has a different standard deviation:

$$\psi_{\text{nor}}^{(2)}(k_0; k) := A_{\text{nor}}^{(2)} e^{-\frac{\pi}{\sigma_2^2}(k-k_0)^2} e^{i2\pi n_{0,2}(k-k_0)/d}, \quad (\text{C.57})$$

We define them to be the same as case 1) of section appendix B. In particular, this means that they depend on the dimension¹³ d as follows

$$\sigma_2 = \sqrt{d}, \quad n_{0,2} = \tilde{n}_{0,2} (d-1), \quad (\text{C.58})$$

where $\tilde{n}_{0,2} \in (0, 1)$ is d -independent by definition. Analogous to the definition of α_0 in eq. (B.113), we define $\alpha_{0,2}$ for the clock on C to be

$$\alpha_{0,2} = 1 - \left| 1 - n_{0,2} \left(\frac{2}{d-1} \right) \right| \in (0, 1]. \quad (\text{C.59})$$

Analogously, to $|A_{\text{nor}}|$, $|A_{\text{nor}}^{(2)}|$ satisfies the upper bound

$$|A_{\text{nor}}^{(2)}|^2 = \left(\frac{2}{\sigma_2^2} \right) + \epsilon(d), \quad \text{as } d \rightarrow \infty, \quad (\text{C.60})$$

where $\epsilon(d) \rightarrow 0$ as $d \rightarrow \infty$ (see appendix E in [26] for details).

Note that if the l^{th} factor $e^{-i\Omega_{i_l}^{(l)} \int_{q-\Theta_l(t)d/T_0}^q dy I_{C_2,d}^{(l)}(y)}$ in $|\Psi_{\bar{i}_{n_1}, \bar{i}_{n_2}, \dots, \bar{i}_{n_s}}(t)\rangle_{C_2}$ is equal to $e^{-i\Omega_{i_l}^{(l)} r}$, at time $t_{k,r}$, then state $|t_{k,r}\rangle_{MC_2}$ becomes a bi-partite product state between the state on $M_{\#,l}$ and the rest of MC_2 . What is more the state on $M_{\#,l}$ is equal to $e^{-irI_M^{(l)}} |0\rangle_{M_{\#,l}}$, which in turn is a product state over memory cells, by virtue of eqs. (C.47). This insight will be required in the following two lemmas in the next sections.

¹³We have chosen the Hilbert space dimensions of both clocks to be the same, namely d .

4. Generalization of Theorem 9.1 in [26]

In the proof of Theorem 1 we used the main theorem from [26] (Theorem 9.1) several times. In order to continue in the proof of Theorem 2, we now need to prove a generalization of Theorem 9.1. In order to keep notation close to that used in [26] and to avoid conflicts of notation used in other sections of this manuscript, the definitions and notation used in this section do not apply to other sections of this manuscript.

We start with a definition of a new clock state:

$$|\bar{\Psi}_{\text{nor}}(k_0, \vec{\Delta})\rangle := \sum_{k \in \mathcal{S}_d(k_0)} e^{-i \sum_{j=1}^D \int_{k-\Delta_j}^k dx V_d^{(j)}(x)} \psi_{\text{nor}}(k_0, k) |\theta_k\rangle, \quad (\text{C.61})$$

with $\vec{\Delta} := (\Delta_1, \Delta_2, \dots, \Delta_D) \in \mathbb{R}^D$, $D \in \mathbb{N}_{>0}$, $k_0 \in \mathbb{R}$ and $\psi_{\text{nor}}(\cdot, \cdot)$ defined in eq. (B.35). The functions $\{V_d^{(j)}(\cdot)\}_j$ are all defined in the same way that $V_d(\cdot)$ is defined in [26], namely

$$V_d^{(j)}(\cdot) := \frac{2\pi}{d} V_0^{(j)}\left(\frac{2\pi}{d}(\cdot)\right), \quad j = 1, 2, \dots, D \quad (\text{C.62})$$

where $V_0^{(j)} : \mathbb{R} \rightarrow \mathbb{R} \cup \mathbb{H}^-$ (where $\mathbb{H}^- := \{a_0 + ib_0 : a_0 \in \mathbb{R}, b_0 < 0\}$ denotes the lower-half complex plane) is an infinitely differentiable function of period 2π .

For the following theorem, let us define the following terms. We start with the interaction potentials,

$$\hat{V}_d^{(j)} := \frac{d}{T_0} \sum_{k \in \mathcal{S}_d(k_0)} V_d^{(j)}(k) |\theta_k\rangle \langle \theta_k|, \quad (\text{C.63})$$

where $k_0 \in \mathbb{R}$ and is k_0 -independent due to the periodic nature of V_0 and the definition of \mathcal{S}_d below B.35. The definition of b from [26, eq. 83] is updated as follows.¹⁴ b is any real number satisfying:

$$b \geq \max \left\{ 2\pi, \sup_{k \in \mathbb{N}^+} \left(\max_{x \in [0, 2\pi]} \left| \sum_{j=1}^D \frac{d^k}{dx^k} V_0^{(j)}(x) \right| + \max_{y \in [0, 2\pi]} \left| \sum_{j=1}^D \frac{d^k}{dy^k} V_0^{(j)}\left(y - \frac{2\pi\Delta_j}{d}\right) \right| \right)^{1/(k+1)} \right\}. \quad (\text{C.64})$$

Observe that, due to the 2π -periodicity of the functions $\{V_0^{(j)}\}_{j=1}^D$, the r.h.s. is invariant under the mapping $\{\Delta_j\}_{j=1}^D \rightarrow \{\Delta_j + a\}_{j=1}^D$, for all $a \in \mathbb{R}$. We further define the rate parameter as

$$\bar{v} = \frac{\pi\alpha_0\kappa}{\ln(\pi\alpha_0\sigma^2)} b,$$

where $\kappa = 0.792$ and

$$\alpha_0 = \left(\frac{2}{d-1} \right) \min\{n_0, (d-1) - n_0\} = 1 - \left| 1 - n_0 \left(\frac{2}{d-1} \right) \right| \in (0, 1], \quad (\text{C.65})$$

where recall $n_0 \in \mathbb{R}$ is a parameter which appears in the definition of $\psi_{\text{nor}}(\cdot, \cdot)$ (eq. (B.35)). (These definitions are analogous to eqs. 85 and 27 in [26].)

In the following Theorem, the free clock Hamiltonian H_C , is defined analogously to in the rest of this manuscript (see eq. (B.24)). In this manuscript, we will only use the case $\{V_0^{(j)} : \mathbb{R} \rightarrow \mathbb{R}\}_{j=1}^D$ but we write the general case for generality and to be in-keeping with the original theorem.

Theorem C.1 (Moving the clock through finite time with a generalised potential). *Let $k_0 \in \mathbb{R}$, $\vec{\Delta} \in \mathbb{R}^D$, $D \in \mathbb{N}_{>0}$, and $t \in \mathbb{R}$ if $\{V_0^{(j)} : \mathbb{R} \rightarrow \mathbb{R}\}_{j=1}^D$ while $t \geq 0$ otherwise. Then the effect of the generator $H_C + \sum_{j=1}^D \hat{V}_d^{(j)}$ for time t on $|\bar{\Psi}_{\text{nor}}(k_0, \vec{\Delta})\rangle$ is approximated by*

$$e^{-it(H_C + \sum_{j=1}^D \hat{V}_d^{(j)})} |\bar{\Psi}_{\text{nor}}(k_0, \vec{\Delta})\rangle = \left| \bar{\Psi}_{\text{nor}}\left(k_0 + \frac{d}{T_0}t, \vec{\Delta} + \frac{d}{T_0}t\right) \right\rangle + |\epsilon\rangle, \quad \|\epsilon\|_2 \leq \varepsilon_v(t, d)$$

¹⁴Note that the definition of b from [26] has a maximization over the function itself (in addition to over its derivatives). In the proof, since the bound for b is resultant from bound on a phase, it can readily be seen that the maximization of the function is at most 2π due to the invariance of a phase under modulo 2π arithmetic.

where $\vec{\Delta} + \frac{d}{T_0}t := (\Delta_1 + \frac{d}{T_0}t, \Delta_2 + \frac{d}{T_0}t, \dots, \Delta_D + \frac{d}{T_0}t)$, and in the limits $d \rightarrow \infty, (0, d) \ni \sigma \rightarrow \infty$, we have that

$$\varepsilon_v(t, d) = \begin{cases} |t| \frac{d}{T_0} \left(\mathcal{O} \left(\frac{d^{3/2}}{\bar{v}+1} \right)^{1/2} + \mathcal{O}(d) \right) \exp \left(-\frac{\pi}{4} \frac{\alpha_0^2}{(1+\bar{v})^2} d \right) + \mathcal{O} \left(e^{-\frac{\pi}{2}d} \right) & \text{if } \sigma = \sqrt{d} \\ |t| \frac{d}{T_0} \left(\mathcal{O} \left(\frac{\sigma^3}{\bar{v}\sigma^2/d+1} \right)^{1/2} + \mathcal{O} \left(\frac{d^2}{\sigma^2} \right) \right) \exp \left(-\frac{\pi}{4} \frac{\alpha_0^2}{\left(\frac{d}{\sigma^2} + \bar{v} \right)^2} \left(\frac{d}{\sigma} \right)^2 \right) \\ + \mathcal{O} \left(|t| \frac{d^2}{\sigma^2} + 1 \right) e^{-\frac{\pi}{4} \frac{d^2}{\sigma^2}} + \mathcal{O} \left(e^{-\frac{\pi}{2}\sigma^2} \right) & \text{otherwise.} \end{cases}$$

It can readily be seen that Theorem C.1 reduces to Theorem 9.1 in [26], in a number of special cases. For example, when $\Delta_1 = \Delta_2 = \dots = \Delta_D$, and we identify \hat{V}_d in [26] with $\sum_{j=1}^D \hat{V}_d^{(j)}$ for any $D \in \mathbb{N}_{>0}$.

Proof. The proof follows analogously to the proof of Theorem 9.1 in [26], (which used Lemmas IX.0.1., IX.0.2., IX.0.3., IX.0.4., IX.0.5., as input lemmas to the proof of Theorem 9.1.). One needs to exchange definition 80 in [26], namely

$$\Theta(\Delta; x) = \int_{x-\Delta}^x dy V_d(y), \quad (\text{C.66})$$

with the new definition

$$\Theta(\Delta; x) := \sum_{j=1}^D \Theta_j(\Delta_j; x), \quad \Theta_j(\Delta_j; x) := \int_{x-\Delta_j}^x dy V_d^{(j)}(y). \quad (\text{C.67})$$

After this change, it is easy to go through the above-mentioned Lemmas line-by-line and the proof of the theorem itself, to verify Theorem C.1. \blacksquare

5. Lemmas bounding error contributions from control on C_2

In this section we will state and prove a lemma which will bound lines eqs. (C.9) and (C.11) in eq. (C.7). However, before doing so, we will need to introduce the following definition and lemma.

$$\bar{H}_{MC_2}^{[k,r]} := H_{C_2} + \sum_{q \in \mathbf{W}(k,r)} I_M^{(q)} \otimes I_{C_2}^{(q)}, \quad (\text{C.68})$$

with

$$\mathbf{W}(k, r) := \begin{cases} \emptyset & \text{if } r = 0 \text{ and } k = 1. \\ \{1, 2, 3, \dots, k-1\} & \text{if } r = 0 \text{ and } k = 2, 3, 4, \dots, N_g. \\ \{2, 3, 4, \dots, N_g\} & \text{if } r = 1, 2, \dots, L, \text{ and } k = 1. \\ \{1, 2, 3, \dots, k-1, k+1, \dots, N_g\} & \text{if } r = 1, 2, \dots, L, \text{ and } k = 2, 3, 4, \dots, N_g. \end{cases} \quad (\text{C.69})$$

where \emptyset is the empty set.

In the following lemma, is a technical lemma which will be used in the proofs of lemmas C.4 and C.5.

Lemma C.3 (Bounding the dynamics on C_2). *Consider the following definition.*

$$|\epsilon(t)_{C_2} := e^{-it(H_{C_2} + \sum_{l \in \mathbf{W}(k,r)} \Omega_{i_l}^{(l)} I_{C_2}^{(l)})} |\Psi_{\bar{i}_k}(t_{k-1}, r)\rangle_{C_2} - |\Psi_{\bar{i}_k}(t_k, r)\rangle_{C_2}, \quad (\text{C.70})$$

where $k = 1, 2, \dots, N_g$; $r = 0, 1, 2, \dots, L$; $t \in \mathbb{R}$ and $\{\Omega_{i_l}^{(l)} \in (0, 2\pi]\}_{i_l}$. Assuming n_2 to be monotonically increasing with d , we have the bound

$$\| |\epsilon(t)_{C_2} \|_2 =: \varepsilon_v^{(2)}(t, d) \leq |t| \frac{d}{T_0} \left(\mathcal{O} \left(d^{1/2+\varepsilon_g} \right) + \mathcal{O}(d) \right) \exp \left(-\frac{1}{8\pi^2 \kappa^2 C_0^2(N_2)} \frac{d}{N_g n_2^2} \right) + \mathcal{O} \left(e^{-\frac{\pi}{2}d} \right), \quad (\text{C.71})$$

as $d \rightarrow \infty$.

Proof. Given the definitions, we can readily apply Theorem C.1 with $\vec{\Delta} = (t_{k-2}d/T_0, t_{k-3}d/T_0, t_{k-4}d/T_0, \dots, t_1d/T_0, 0)$ for $r = 0$ and $\vec{\Delta} = (rd+t_{k-2}d/T_0, rd+t_{k-3}d/T_0, rd+t_{k-4}d/T_0, \dots, rd, rd+t_{-2}d/T_0, rd+t_{-3}d/T_0, \dots, rd+t_{k-1-N_g}d/T_0)$ for $r = 1, 2, \dots, L$. (This amounts to $\vec{\Delta}$ being of dimension $k-1 = |\mathbf{W}(k, 0)|$ and $N_g - 1 = |\mathbf{W}(k, r)|$ respectively). In both cases, the Hamiltonian $H_C + \sum_{j=1}^D \hat{V}_d^{(j)}$ is chosen to be $H_{C_2} + \sum_{q \in \mathbf{W}(k, r)} \Omega_{i_q}^{(q)} I_{C_2}^{(q)}$.

Thus, our task is to bound eq. (C.64) for this setting. Thus the summation $\sum_{j=1}^D V_0^{(j)}(x)$ in eq. (C.64) amounts to

$$\sum_{j=1}^D V_0^{(j)}(x) = \sum_{q \in \mathbf{W}(k, r)} \Omega_{i_q}^{(q)} \bar{V}_0(x) \Big|_{x_0=x_0^{(q)}}. \quad (\text{C.72})$$

where recall $\bar{V}_0(\cdot)$ is given by eq. (C.45). Therefore for $k = 1, 2, 3, \dots$ we have

$$\max_{x \in [0, 2\pi]} \left| \sum_{j=1}^D \frac{d^k}{dx^k} \bar{V}_0(x) \right| \leq \pi N_g \max_{x \in [0, 2\pi]} \left| \frac{d^k}{dx^k} V_0(x) \right| \leq \pi N_g n_2^{k+1} C_0(N_2)^{k+1} \quad (\text{C.73})$$

where we have used eq. (C.48) in the penultimate inequality and Lemma 28 from [27, page 29] in the last inequality. Recall $C_0^{(2)}(N_2)$ is solely a function on N_2 , i.e. independent of k, d and n_2 (it is denoted $C_0(N)$ in Lemma 28 from [27, page 29]). Here we use the superscript to distinguish it from $C_0(N)$ used for the control on C in the proof of Theorem 1).

For the second term in eq. (C.64) we have for $p = 1, 2, 3, \dots$

$$\left| \sum_{j=1}^D \frac{d^p}{dy^p} V_0^{(j)} \left(y - \frac{2\pi\Delta_j}{d} \right) \right| = \left| \sum_{q \in \mathbf{W}(k, r)} \Omega_{i_q}^{(q)} \frac{d^p}{dy^p} \bar{V}_0 \left(y - \frac{2\pi t_{k-1-q, r}}{T_0} \right) \Big|_{x_0=x_0^{(q)}} \right| \quad (\text{C.74})$$

$$= \left| \sum_{q \in \mathbf{W}(k, r)} \Omega_{i_q}^{(q)} \frac{d^p}{dy^p} \bar{V}_0 \left(y - \frac{2\pi}{N_g} (k-1-q) - x_0^{(q)} \right) \Big|_{x_0=0} \right| \quad (\text{C.75})$$

$$= \left| \left(\sum_{q \in \mathbf{W}(k, r)} \Omega_{i_q}^{(q)} \right) \frac{d^p}{dy^p} \bar{V}_0 \left(y - \frac{2\pi}{N_g} (k-3/2) - \pi \right) \Big|_{x_0=0} \right| \quad (\text{C.76})$$

$$\leq \pi N_g \left| \frac{d^p}{dy^p} \bar{V}_0 \left(y - \frac{2\pi}{N_g} (k-3/2) - \pi \right) \Big|_{x_0=0} \right| \quad (\text{C.77})$$

In line eq. (C.75), we have used the 2π periodicity of \bar{V}_0 . In line eq. (C.76) we have used definition eq. (C.46). In line eq. (C.77) we have used definition eq. (C.48). Therefore, using Lemma 28 from [27, page 29] we find

$$\left| \sum_{j=1}^D \frac{d^p}{dy^p} V_0^{(j)} \left(y - \frac{2\pi\Delta_j}{d} \right) \right| \leq \pi N_g n_2^{p+1} C_0(N_2)^{p+1}. \quad (\text{C.78})$$

Therefore, from definition eq. (C.64) it follows that we can choose b such that

$$b \geq \max \left\{ 2\pi, \sup_{p \in \mathbb{N}^+} \left((2\pi N_g)^{1/(p+1)} n_2 C_0(N_2) \right) \right\}. \quad (\text{C.79})$$

$$= \max \left\{ 2\pi, (2\pi N_g)^{1/2} n_2 C_0(N_2) \right\}. \quad (\text{C.80})$$

Therefore, applying Theorem C.1, we conclude eq. (C.71). ■

We will now state and prove a lemma which will bound line eq. (C.9) in eq. (C.7). We will also require the definition of how the switch states change overtime. This was discussed in the main text but we reproduce it here in a more compact form for ease of readability. For $l = 0, 1, 2, \dots, N_g; r = 0, 1, 2, \dots, L$:

$$|t_{l, r}\rangle_{\mathbf{W}_k} = \begin{cases} |\text{on}\rangle_{\mathbf{W}_k} & \text{if } r = 1, 2, 3, \dots, L \\ |\text{on}\rangle_{\mathbf{W}_k} & \text{if } r = 0 \text{ and } l \geq k \\ |\text{off}\rangle_{\mathbf{W}_k} & \text{if } r = 0 \text{ and } l < k \end{cases} \quad (\text{C.81})$$

Lemma C.4 (Bound for 1st bus-related term). *Consider the control states $\{|t_{k,r}\rangle_{C_2}\}_{k,r}$ and Hamiltonian interaction terms described in appendix C.3. The following holds for all $N_2 - 2, N_g - 2 \in \mathbb{N}_{\geq 0}$, $n_2 > 0$, $k = 1, 2, 3, \dots, N_g$ and $r \in 0, 1, 2, \dots, L$.*

$$\| |t_{k,r}\rangle_{\bar{M}_{0,k}C_2} |t_{k,r}\rangle_{\bar{W}_k} - e^{-it_1 \bar{H}_{MWC_2}^{(k)}} |t_{k-1,r}\rangle_{\bar{M}_{0,k}C_2} |t_{k-1,r}\rangle_{\bar{W}_k} \|_2 \quad (C.82)$$

$$\leq \bar{\delta}_{r,0} A_{\text{nor}}^{(2)} 4\pi^2 \sqrt{2d \left[\frac{5}{(2N_2 - 1)^2 8^2} \left(\frac{\pi^2 n_2}{4} \right)^{-4N_2} + 4\pi^2 e^{-2\pi d/8^2} \right]} + \varepsilon_v^{(2)}(t_1, d), \quad (C.83)$$

where

$$\bar{\delta}_{r,0} = \begin{cases} 0 & \text{if } r = 0 \\ 1 & \text{if } r = 1, 2, \dots, L \end{cases} \quad (C.84)$$

and $\varepsilon_v^{(2)}(t_1, d)$ is upper bounded in lemma C.3.

Proof. Due to boundary conditions which would require a change of notation, we only consider $k = 2, 3, \dots, N_g$ here. The case $k = 1$ follows analogously with slight changes in the notation [e.g. eq. (C.87) requires some modification as is readily apparent]. Note that by definition, $\bar{H}_{MWC_2}^{(k)}$ acts trivially on all memory cells $M_{0,k}, M_{1,k}, M_{2,k}, \dots, M_{L,k}$. What is more, by definition eq. (C.49), $|t_{k,r}\rangle_{\bar{M}_{\#,k}} = |t_{k-1,r}\rangle_{\bar{M}_{\#,k}}$, where $\bar{M}_{\#,k}$ denotes all of M except $M_{\#,k}$.

$$\| |t_{k,r}\rangle_{\bar{M}_{0,k}C_2} |t_{k,r}\rangle_{\bar{W}_k} - e^{-it_1 \bar{H}_{MWC_2}^{(k)}} |t_{k-1,r}\rangle_{\bar{M}_{0,k}C_2} |t_{k-1,r}\rangle_{\bar{W}_k} \|_2 \quad (C.85)$$

$$= \| |t_{k,r}\rangle_{\bar{M}_{\#,k}C_2} |t_{k,r}\rangle_{\bar{W}_k} - e^{-it_1 \bar{H}_{MWC_2}^{(k)}} |t_{k-1,r}\rangle_{\bar{M}_{\#,k}C_2} |t_{k-1,r}\rangle_{\bar{W}_k} \|_2. \quad (C.86)$$

What is more, $\bar{H}_{MWC_2}^{(k)}$ is diagonal in the on/off basis of the switch and only has support on the on-switch states $\{|\text{on}\rangle_{W_l}\}_{l=1}^{N_g}$. What is more, from the definition of $|t_{l,m}\rangle_W$ [eq. (C.81)] it follows

$$|t_{k-1,r}\rangle_W = \begin{cases} |\text{on}\rangle_{W_1} |\text{on}\rangle_{W_2} \dots |\text{on}\rangle_{W_{k-1}} |\text{off}\rangle_{W_k} |\text{off}\rangle_{W_{k+1}} \dots |\text{off}\rangle_{W_{N_g}} & \text{if } r = 0 \\ |\text{on}\rangle_{W_1} |\text{on}\rangle_{W_2} \dots |\text{on}\rangle_{W_{N_g}} & \text{if } r = 1, 2, \dots, N_g \end{cases} \quad (C.87)$$

$$|t_{k,r}\rangle_W = \begin{cases} |\text{on}\rangle_{W_1} |\text{on}\rangle_{W_2} \dots |\text{on}\rangle_{W_k} |\text{off}\rangle_{W_{k+1}} |\text{off}\rangle_{W_{k+2}} \dots |\text{off}\rangle_{W_{N_g}} & \text{if } r = 0 \\ |\text{on}\rangle_{W_1} |\text{on}\rangle_{W_2} \dots |\text{on}\rangle_{W_{N_g}} & \text{if } r = 1, 2, \dots, N_g \end{cases} \quad (C.88)$$

Therefore,

$$\| |t_{k,r}\rangle_{\bar{M}_{0,k}C_2} |t_{k,r}\rangle_{\bar{W}_k} - e^{-it_1 \bar{H}_{MWC_2}^{(k)}} |t_{k-1,r}\rangle_{\bar{M}_{0,k}C_2} |t_{k-1,r}\rangle_{\bar{W}_k} \|_2 \quad (C.89)$$

$$= \| |t_{k,r}\rangle_{\bar{M}_{\#,k}C_2} - e^{-it_1 \bar{H}_{MC_2}^{[k,r]}} |t_{k-1,r}\rangle_{\bar{M}_{\#,k}C_2} \|_2, \quad (C.90)$$

where $\bar{H}_{MC_2}^{[k,r]}$ is defined in eq. (C.68). Let us now compute $e^{-it_1 \bar{H}_{MC_2}^{[k,r]}} |t_{k-1,r}\rangle_{\bar{M}_{\#,k}C_2}$:

$$e^{-it_1 \bar{H}_{MC_2}^{[k,r]}} |t_{k-1,r}\rangle_{\bar{M}_{\#,k}C_2} \quad (C.91)$$

$$= e^{-it_1 \bar{H}_{MC_2}^{[k,r]}} |t_{k-1,r}\rangle_{M \setminus \{M_{\#,k-1}, M_{\#,k}\}} |t_{k-1,r}\rangle_{M_{\#,k-1}} \quad (C.92)$$

$$= \prod_{\substack{l=1 \\ l \notin \{k, k-1\}}}^{N_g} \left[\sum_{i_l} M_{\#,l} \langle \Omega_{i_l} | 0 \rangle_{M_{\#,l}} | \Omega_{i_l} \rangle_{M_{\#,l}} \right] e^{-it_1 (H_{C_2} + \sum_{q \in \mathbf{w}(k,r)} \Omega_{i_q}^{(q)} I_{C_2}^{(q)})} |\Psi_{\bar{i}_{k-1}, \bar{i}_k}(t_{k-1,r})\rangle_{C_2} |t_{k-1,r}\rangle_{M_{\#,k-1}} \quad (C.93)$$

$$= \prod_{\substack{l=1 \\ l \neq k}}^{N_g} \left[\sum_{i_l} M_{\#,l} \langle \Omega_{i_l} | 0 \rangle_{M_{\#,l}} | \Omega_{i_l} \rangle_{M_{\#,l}} \right] e^{-it_1 (H_{C_2} + \sum_{q \in \mathbf{w}(k,r)} \Omega_{i_q}^{(q)} I_{C_2}^{(q)})} |\Psi_{\bar{i}_k}(t_{k-1,r})\rangle_{C_2} \quad (C.94)$$

$$= \prod_{\substack{l=1 \\ l \neq k}}^{N_g} \left[\sum_{i_l} M_{\#,l} \langle \Omega_{i_l} | 0 \rangle_{M_{\#,l}} | \Omega_{i_l} \rangle_{M_{\#,l}} \right] \left(|\Psi_{\bar{i}_k}(t_{k,r})\rangle_{C_2} + |\epsilon\rangle_{C_2} \right) \quad (C.95)$$

$$= |t_{k,r}\rangle_{M\setminus\{M_{\#,k},M_{\#,k+1}\}C_2} |t_{k,r}\rangle_{M_{\#,k+1}} + |\varepsilon_{k+1,r}\rangle_{\bar{M}_{\#,k}C_2} + \prod_{\substack{l=1 \\ l \neq k}}^{N_g} \left[\sum_{M_{\#,l}} \langle \Omega_{i_l} | 0 \rangle_{M_{\#,l}} | \Omega_{i_l} \rangle_{M_{\#,l}} \right] |\epsilon\rangle_{C_2} \quad (C.96)$$

$$= |t_{k,r}\rangle_{\bar{M}_{\#,k}C_2} + |\varepsilon_{k+1,r}\rangle_{\bar{M}_{\#,k}C_2} + \prod_{\substack{l=1 \\ l \neq k}}^{N_g} \left[\sum_{M_{\#,l}} \langle \Omega_{i_l} | 0 \rangle_{M_{\#,l}} | \Omega_{i_l} \rangle_{M_{\#,l}} \right] |\epsilon\rangle_{C_2}. \quad (C.97)$$

In line eq. (C.94), we have used that $|\Psi_{\bar{i}_{k-1}, \bar{i}_k}(t_{k-1,r})\rangle_{C_2} = e^{ir\Omega_{i_{k-1}}^{(k-1)}} |\Psi_{\bar{i}_k}(t_{k-1,r})\rangle_{C_2}$. In line eq. (C.95) we have applied lemma C.3. In line eq. (C.96) we have defined $|\varepsilon_{k+1,r}\rangle_{\bar{M}_{\#,k}C_2}$ as the difference between this line and the previous line.

Therefore, from eqs. (C.90) and (C.96) we conclude:

$$\| |t_{k,r}\rangle_{\bar{M}_{0,k}C_2} |t_{k,r}\rangle_{\bar{W}_k} - e^{-it_1 \bar{H}_{\text{MW}C_2}^{(k)}} |t_{k-1,r}\rangle_{\bar{M}_{0,k}C_2} |t_{k-1,r}\rangle_{\bar{W}_k} \|_2 \leq \| |\varepsilon_{k+1,r}\rangle_{\bar{M}_{\#,k}C_2} \|_2 + \| |\epsilon\rangle_{C_2} \|_2 \quad (C.98)$$

$$\leq \| |\varepsilon_{k+1,r}\rangle_{\bar{M}_{\#,k}C_2} \|_2 + \varepsilon_v^{(2)}(t_1, d), \quad (C.99)$$

where $\varepsilon_v^{(2)}(t, d)$ is upper bounded in Lemma C.3. Let us now bound $\| |\varepsilon_{k+1,r}\rangle_{\bar{M}_{\#,k}C_2} \|_2$:

$$\| |\varepsilon_{k+1,r}\rangle_{\bar{M}_{\#,k}C_2} \|_2^2 / 2 \quad (C.100)$$

$$= 1 - \Re \left\{ \left(\prod_{\substack{l=1 \\ l \neq k}}^{N_g} \left[\sum_{M_{\#,l}} \langle \Omega_{i_l} | 0 \rangle_{M_{\#,l}} \right]^* \sum_{M_{\#,l}} \langle \Omega_{i_l} | \right]_{C_2} \langle \Psi_{\bar{i}_k}(t_{k,r}) | \right) |t_{k,r}\rangle_{\bar{M}_{\#,k+1}C_2} \right\} \quad (C.101)$$

$$= 1 - \Re \left\{ \prod_{\substack{l=1 \\ l \neq k}}^{N_g} \left[\sum_{M_{\#,l}} \langle \Omega_{i_l} | 0 \rangle_{M_{\#,l}} \right]^* \sum_{M_{\#,l}} \langle \Omega_{i_l} | \right] \quad (C.102)$$

$$\left(\sum_{q \in \mathcal{S}_d(t_{k,r}d/T_0)} \prod_{l \in \mathbf{W}(k,r)} \left[e^{i\Omega_{i_l}^{(l)} \int_{q-rd-t_{k,r}d/T_0}^q dy I_{C_2,d}^{(l)}(y)} \right] \psi_{\text{nor}}^{(2)*}(t_{k,r}d/T_0, q)_{C_2} \langle \theta_q | \right) \quad (C.103)$$

$$\prod_{\substack{l'=1 \\ l' \notin \{k,k+1\}}}^{N_g} \left[\sum_{M_{\#,l'}} \langle \Omega_{j_{l'}} | 0 \rangle_{M_{\#,l'}} | \Omega_{j_{l'}} \rangle_{M_{\#,l'}} \right] |\Psi_{\bar{j}_k, \bar{j}_{k+1}}(t_{k,r})\rangle_{C_2} |t_{k,r}\rangle_{M_{\#,k+1}} \quad (C.104)$$

$$= 1 - \Re \left\{ \prod_{\substack{l=1 \\ l \neq k}}^{N_g} \left[\sum_{M_{\#,l}} \left| \langle \Omega_{i_l} | 0 \rangle_{M_{\#,l}} \right|^2 e^{-ir\Omega_{i_{k+1}}^{(k+1)} \delta_{l,k+1}} \left(\sum_{q \in \mathcal{S}_d(t_{k,r}d/T_0)} e^{i\bar{\delta}_{r,0}\Omega_{i_{k+1}}^{(k+1)} \int_{q-rd-t_{k-l}d/T_0}^q dy I_{C_2,d}^{(k+1)}(y)} \right) \right] \quad (C.105)$$

$$\left| \psi_{\text{nor}}^{(2)}(t_{k,r}d/T_0, q) \right|^2 \right\} \quad (C.106)$$

$$= 1 - \Re \left\{ \sum_{i_{k+1}} \left| \langle \Omega_{i_{k+1}} | 0 \rangle_{M_{\#,k+1}} \right|^2 \left(\sum_{q \in \mathcal{S}_d(t_{k,r}d/T_0)} e^{i\bar{\delta}_{r,0}\Omega_{i_{k+1}}^{(k+1)} \int_{q-t_{k-1}d/T_0}^q dy I_{C_2,d}^{(k+1)}(y)} \right) \left| \psi_{\text{nor}}^{(2)}(t_{k,r}d/T_0, q) \right|^2 \right\} \quad (C.107)$$

$$= \bar{\delta}_{r,0} \sum_{i_{k+1}} \left| \langle \Omega_{i_{k+1}} | 0 \rangle_{M_{\#,k+1}} \right|^2 \sum_{q \in \mathcal{S}_d(t_{k,r}d/T_0)} \left(\Omega_{i_{k+1}}^{(k+1)} \right)^2 \left(\int_{q+d/N_g}^q dy I_{C_2,d}^{(k+1)}(y) \right)^2 \left| \psi_{\text{nor}}^{(2)}(t_{k,r}d/T_0, q) \right|^2 \quad (C.108)$$

$$\leq \bar{\delta}_{r,0} \sum_{i_{k+1}} \left(\Omega_{i_{k+1}}^{(k+1)} \right)^2 \left| \langle \Omega_{i_{k+1}} | 0 \rangle_{M_{\#,k+1}} \right|^2 d \max_{q' \in [-1/2, 1/2]} \left(\frac{2\pi}{d} \right)^2 \left(- \int_{dq'+kd/N_g+rd}^{dq'+(k+1)d/N_g+rd} dy \bar{V}_0 \left(\frac{2\pi}{d} y \right) \Big|_{x_0=x_0'^{(k+1)}} \right)^2 A_{\text{nor}}^{(2)} e^{-\frac{2\pi}{\sigma_2^2}(dq')^2} \quad (C.109)$$

$$\leq \bar{\delta}_{r,0} dA_{\text{nor}}^{(2)2} (2\pi)^4 \left[\max_{q' \in [-1/8, 1/8]} \left(\int_{q'}^{q'+1/N_g} dz \bar{V}_0(2\pi(z + k/N_g + r)) \Big|_{x_0=x_0^{(k+1)}} \right)^2 \right] \quad (\text{C.110})$$

$$+ \max_{q' \in [-1/2, -1/8] \cup [1/8, 1/2]} \left(\int_{q'}^{q'+1/N_g} dz \bar{V}_0(2\pi(z + k/N_g + r)) \Big|_{x_0=x_0^{(k+1)}} \right)^2 e^{-2\pi \frac{d^2}{\sigma_2^2} (1/8)^2} \quad (\text{C.111})$$

$$\leq \bar{\delta}_{r,0} dA_{\text{nor}}^{(2)2} (2\pi)^4 \left[\max_{q' \in [-1/8, 1/8]} \left(\sum_{p=-\infty}^{\infty} \int_{q'}^{q'+1/N_g} dz V_B \left(2\pi n_2 \left(z - \frac{1}{2N_g} + \frac{1}{2} + p \right) \right) \right)^2 \right] \quad (\text{C.112})$$

$$+ 4\pi^2 e^{-2\pi \frac{d^2}{\sigma_2^2} (1/8)^2} \quad (\text{C.113})$$

$$\leq \bar{\delta}_{r,0} dA_{\text{nor}}^{(2)2} (2\pi)^4 \left[\frac{(2\pi^2 n_2)^{-4N_2}}{(2N_2 - 1)^2} \max_{q' \in [-1/8, 1/8]} \left(\sum_{p=-\infty}^{\infty} \left[\left| q' + \frac{1}{2N_g} + \frac{1}{2} + p \right|^{-2N_2+1} + \left| q' - \frac{1}{2N_g} + \frac{1}{2} + p \right|^{-2N_2+1} \right] \right)^2 \right] \quad (\text{C.114})$$

$$+ 4\pi^2 e^{-2\pi \frac{d^2}{\sigma_2^2} (1/8)^2} \quad (\text{C.115})$$

$$\leq \bar{\delta}_{r,0} dA_{\text{nor}}^{(2)2} (2\pi)^4 \left[\frac{1}{(2N_2 - 1)^2 8^2} \left(\frac{2\pi^2 n_2}{8} \right)^{-4N_2} \left(\sum_{p=-\infty}^{\infty} \left[\max_{q' \in [-1/8, 1/8]} \left| 8 \left(q' + \frac{1}{2N_g} + \frac{1}{2} + p \right) \right|^{-2N_2+1} \right] \right) \right] \quad (\text{C.116})$$

$$+ \left[\max_{q' \in [-1/8, 1/8]} \left| 8 \left(q' - \frac{1}{2N_g} + \frac{1}{2} + p \right) \right|^{-2N_2+1} \right]^2 + 4\pi^2 e^{-2\pi \frac{d^2}{\sigma_2^2} (1/8)^2} \quad (\text{C.117})$$

$$\leq \bar{\delta}_{r,0} dA_{\text{nor}}^{(2)2} (2\pi)^4 \left[\frac{5}{(2N_2 - 1)^2 8^2} \left(\frac{\pi^2 n_2}{4} \right)^{-4N_2} + 4\pi^2 e^{-2\pi \frac{d^2}{\sigma_2^2} (1/8)^2} \right] \quad (\text{C.118})$$

Where in line eq. (C.106), we have defined $\bar{\delta}_{r,0} := 0$ if $r = 0$, and $\bar{\delta}_{r,0} := 1$ if $r = 1, 2, 3, \dots, L$, while we have defined $\delta_{l,k+1} := 0$ if $l \neq k+1$ and $\delta_{l,k+1} = 1$ if $l = k+1$. In line eq. (C.108), we have taken the real part and used the bound $-\cos \theta \leq \theta^2 - 1$, for all $\theta \in \mathbb{R}$. In line eq. (C.109), we have used the fact that $q \in \mathcal{S}_d(t_{k,r}d/T_0)$ is equivalent $q \in \{[-d/2 + kd/N_g + rd], [-d/2 + kd/N_g + rd] + 1, [-d/2 + kd/N_g + rd] + 2, \dots, [-d/2 + kd/N_g + rd] + d - 1\}$. Since $[-d/2 + kd/N_g + rd] + d - 1 = [-d/2 + d - 1 + kd/N_g + rd] \leq d/2 + kd/N_g + rd$, we have that q takes on d values in the interval $q \in [-d/2 + kd/N_g + rd, d/2 + kd/N_g + rd]$. We have then performed the change of variable $q' := -(k/N_g + r) + q/d$. In line eq. (C.111), we have recalled that $\Omega_{i_{k+1}}^{(k+1)} \in (0, 2\pi]$ and we have used the change of variable $z := y/d - (k/N_g + r)$. In line eq. (C.112) we used the definition of V_0 and its properties to interchange the order of summation and integration while in line eq. (C.113) noted that, due to the properties of \bar{V}_0 , $\int_a^b dx \bar{V}_0(2\pi x + x_0) \leq 2\pi$ when $0 \leq b - a \leq 1$, $x_0 \in \mathbb{R}$. In line eq. (C.114), we have used the upper bound $V_B(\cdot) \leq (\pi(\cdot))^{-2N_2}$ followed by performing the integrals and upper bounding the outcome. In line eq. (C.118), we have used that $N_2, N_g \geq 2$. In particular, first we have noted that $q' + 1/(2N_g) + 1/2 \in [3/8, 7/8]$, and $q' - 1/(2N_g) + 1/2 \in [1/8, 5/8]$, and used this observation together with $N_2 \geq 2$, to bound each value in the summand individually. Finally, we use $\sigma_2 = \sqrt{d}$ to achieve eq. (C.83). \blacksquare

Lemma C.5 (Bound for 2nd bus-related term). *Consider the control states $\{|t_{k,r}\rangle_{C_2}\}_{k,r}$ and Hamiltonian interaction*

terms described in appendix C.3. The following holds for all $N_2 - 2, N_g - 2 \in \mathbb{N}_{\geq 0}$, $d - 4 \in \mathbb{N}_{\geq 0}$, $j = 1, 2, 3, \dots, N_g$ and $r \in 0, 1, 2, \dots, L$.

$$\max_{y \in [0, t_1]} \left\| \left(I_{\text{MW}}^{(k)} \otimes I_{C_2}^{(k)} \right) e^{-iy \bar{H}_{\text{MW}C_2}^{(k)}} |t_{k-1, r}\rangle_{\text{MC}_2} |t_{k-1, r}\rangle_{\text{W}} \right\|_2 \quad (\text{C.119})$$

$$\leq \bar{\delta}_{r,0} \frac{4\pi^2}{T_0} n_2 A_0 \left(A_{\text{nor}}^{(2)} \sqrt{d} \left(3 \left(\frac{\pi^2 n_2}{\sqrt{2}} \right)^{-2N_2} + 2e^{-\frac{\pi}{8^2} d} \right) + 2\varepsilon_v^{(2)}(t_1, d) \right) \quad (\text{C.120})$$

where

$$\bar{\delta}_{r,0} = \begin{cases} 0 & \text{if } r = 0 \\ 1 & \text{if } r = 1, 2, \dots, L \end{cases} \quad (\text{C.121})$$

and $\varepsilon_v^{(2)}(t_1, d)$ is upper bounded in Lemma C.3.

Proof. Here we prove the result for $k = 2, 3, \dots, N_g$. While the case $k = 1$ follows analogously, it is best treated separately due to the periodic boundary conditions.

$$\max_{y \in [0, t_1]} \left\| \left(I_{\text{MW}}^{(k)} \otimes I_{C_2}^{(k)} \right) e^{-iy \bar{H}_{\text{MW}C_2}^{(k)}} |t_{k-1, r}\rangle_{\text{MC}_2} |t_{k-1, r}\rangle_{\text{W}} \right\|_2 \quad (\text{C.122})$$

$$= \bar{\delta}_{r,0} \max_{y \in [0, t_1]} \left\| \left(I_{\text{M}}^{(k)} \otimes I_{C_2}^{(k)} \right) e^{-iy \bar{H}_{\text{MC}_2}^{[k,1]}} |t_{k-1, r}\rangle_{\text{MC}_2} \right\|_2 \quad (\text{C.123})$$

$$= \bar{\delta}_{r,0} \max_{y \in [0, 1]} \left\| I_{\text{M}}^{(k)} |t_{k-1, r}\rangle_{\text{M}_{\#, k}} \right\|_2 \left\| I_{C_2}^{(k)} e^{-it_y \bar{H}_{\text{MC}_2}^{[k,1]}} |t_{k-1, r}\rangle_{\bar{\text{M}}_{\#, k} C_2} \right\|_2 \quad (\text{C.124})$$

$$\leq \bar{\delta}_{r,0} \left\| I_{\text{M}}^{(k)} \right\|_2 \max_{y \in [0, 1]} \left(\left\| I_{C_2}^{(k)} \prod_{\substack{l=1 \\ l \neq k}}^{N_g} \left[\sum_{i_l} \text{M}_{\#, l} \langle \Omega_{i_l} | 0 \rangle_{\text{M}_{\#, l}} | \Omega_{i_l} \rangle_{\text{M}_{\#, l}} \right] |\Psi_{i_k}^{\bar{\cdot}}(t_{k-1+y, r})\rangle_{C_2} \right\|_2 + \left\| I_{C_2}^{(k)} |\epsilon\rangle_{C_2} \right\|_2 \right) \quad (\text{C.125})$$

$$\leq \bar{\delta}_{r,0} 2\pi \max_{y \in [0, 1]} \left(\frac{d}{T_0} \sqrt{\sum_{q \in \mathcal{S}_d(t_{k-1+y, r} d/T_0)} \left(I_{C_2, d}^{(k)}(q) \right)^2 \left| \psi_{\text{nor}}^{(2)}(t_{k-1+y, r} d/T_0, q) \right|^2} \right) \quad (\text{C.126})$$

$$+ \frac{d}{T_0} \sqrt{\sum_{q \in 0, 1, \dots, d-1} \left| I_{C_2, d}^{(k)}(q) \text{C}_2 \langle \theta_q | \epsilon \rangle_{C_2} \right|^2} \quad (\text{C.127})$$

$$\leq \bar{\delta}_{r,0} 2\pi \max_{y \in [0, 1]} \left(\frac{2\pi}{T_0} \sqrt{\sum_{q \in \mathcal{S}_d(t_{k-1+y, r} d/T_0)} \left(\bar{V}_0 \left(\frac{2\pi}{d} q \right) \Big|_{x_0=x_0^{(k)}} \right)^2 \left| \psi_{\text{nor}}^{(2)}(t_{k-1+y, r} d/T_0, q) \right|^2} \right) \quad (\text{C.128})$$

$$+ \frac{d}{T_0} \left\| |\epsilon\rangle_{C_2} \right\|_2 \max_{q \in 0, 1, \dots, d-1} \left| I_{C_2, d}^{(k)}(q) \right| \quad (\text{C.129})$$

$$\leq \bar{\delta}_{r,0} 2\pi \max_{y \in [0, 1]} \left(A_{\text{nor}}^{(2)} \frac{2\pi}{T_0} \sqrt{d \max_{q \in [-d/2 + [k-1+y]d/N_g + rd, d/2 + [k-1+y]d/N_g + rd]} \left(\bar{V}_0 \left(\frac{2\pi}{d} q \right) \Big|_{x_0=x_0^{(k)}} \right)^2 \left| \psi_{\text{nor}}^{(2)}(t_{k-1+y, r} d/T_0, q) \right|^2} \right) \quad (\text{C.130})$$

$$+ \frac{2\pi}{T_0} \varepsilon_v^{(2)}(t_{k-1+y, r}, d) \max_{x \in [-\pi, \pi]} \bar{V}_0(x) \quad (\text{C.131})$$

$$\leq \bar{\delta}_{r,0} 2\pi \max_{y \in [0, 1]} \left(n_2 A_{\text{nor}}^{(2)} A_0 \frac{2\pi}{T_0} \sqrt{d} \max_{q' \in [-1/2, 1/2]} \left[\sum_{p=-\infty}^{\infty} V_B(2\pi n_2(q' + [1/2 + y - 1]/N_g + 1/2 + p)) \right] e^{-\pi \left(\frac{d}{\sigma_2} \right)^2 q'^2} \right) \quad (\text{C.132})$$

$$+ \frac{2\pi}{T_0} \varepsilon_v^{(2)}(t_{k, r}, d) n_2 A_0 \left[1 + \sum_{p=0}^{\infty} (\pi + 2\pi p)^{-2N_2} + \sum_{p=0}^{\infty} (-\pi - 2\pi p)^{-2N_2} \right] \quad (\text{C.133})$$

$$\leq \bar{\delta}_{r,0} 2\pi \max_{y \in [0,1]} \left(n_2 A_{\text{nor}}^{(2)} A_0 \frac{2\pi}{T_0} \sqrt{d} \left(\left(\frac{2\pi^2 n_2}{\sqrt{8}} \right)^{-2N_2} \left[\max_{q' \in [-1/8, 1/8]} \sum_{p=-\infty}^{\infty} \left(\sqrt{8}(q' + [1/2 + y - 1]/N_g + 1/2 + p) \right)^{-2N_2} \right] \right. \right. \\ \left. \left. + \left[\max_{q' \in [-1/2, -1/8] \cup [1/8, 1/2]} \sum_{p=-\infty}^{\infty} V_B(2\pi n_2(q' + [1/2 + y - 1]/N_g + 1/2 + p)) \right] e^{-\pi \left(\frac{d}{\sigma_2} \right)^2 (1/8)^2} \right) \right) \quad (\text{C.134})$$

$$+ \frac{4\pi}{T_0} \varepsilon_v^{(2)}(t_{k,r}, d) n_2 A_0 \quad (\text{C.135})$$

$$\leq \bar{\delta}_{r,0} 2\pi \max_{y \in [0,1]} \left(n_2 A_{\text{nor}}^{(2)} A_0 \frac{2\pi}{T_0} \sqrt{d} \left(3 \left(\frac{\pi^2 n_2}{\sqrt{2}} \right)^{-2N_2} + \left(5 \left(\frac{3\pi^2 n_2}{2} \right)^{-2N_2} + 1 \right) e^{-\pi \left(\frac{d}{\sigma_2} \right)^2 (1/8)^2} \right) \right) \quad (\text{C.136})$$

$$+ \frac{4\pi}{T_0} n_2 A_0 \varepsilon_v^{(2)}(t_{k,r}, d) \quad (\text{C.137})$$

$$\leq \bar{\delta}_{r,0} \frac{4\pi^2}{T_0} n_2 A_0 \left(A_{\text{nor}}^{(2)} \sqrt{d} \left(3 \left(\frac{\pi^2 n_2}{\sqrt{2}} \right)^{-2N_2} + 2e^{-\pi \left(\frac{d}{\sigma_2} \right)^2 (1/8)^2} \right) + 2\varepsilon_v^{(2)}(t_{k,r}, d) \right) \quad (\text{C.138})$$

Where in line eq. (C.123) we have used the definitions of $I_{\text{MW}}^{(k)}$ and $\bar{H}_{\text{MWC}_2}^{(k)}$ together with eq. (C.87) and recalled the Hamiltonian eq. (C.68):

$$\bar{H}_{\text{MC}_2}^{[k,1]} = H_{\text{C}_2} + \sum_{\substack{l=1 \\ l \neq k}}^{N_g} I_{\text{M}}^{(l)} \otimes I_{\text{C}_2}^{(l)}. \quad (\text{C.139})$$

In line eq. (C.124), we have defined $t_y = yt_1 = yT_0/N_g$, $y \in \mathbb{R}$; used $|t_{k-1,r}\rangle_{\text{MC}_2} = |t_{k-1,r}\rangle_{\text{M} \setminus \{\text{M}_{\#,k-1}, \text{M}_{\#,k}\} \text{C}_2}$ $|t_{k-1,r}\rangle_{\text{M}_{\#,k-1}}$ $|t_{k-1,r}\rangle_{\text{M}_{\#,k}}$, and recalled that $\bar{H}_{\text{MC}_2}^{(k)}$ acts trivially on $\text{M}_{\#,k}$ and $I_{\text{M}}^{(k)}$ acts trivially on $\bar{\text{M}}_{\#,k} \text{C}_2$. In line eq. (C.125) we have then calculated $e^{-iy\bar{H}_{\text{MC}_2}^{(k)}} |t_{k-1,r}\rangle_{\bar{\text{M}}_{\#,k} \text{C}_2}$ following the same steps as in lines eq. (C.91) to eq. (C.95) but for a time y rather than a time t_1 . We have also used the fact that the spectrum of $I_{\text{M}}^{(l)}$ is bounded (eq. (C.48)). In line eq. (C.126), we have explicitly calculated the corresponding 2-norm in the basis $\{|\Omega_{i_l}\rangle_{\text{M}_{\#,i_l}}\}_{i_l}$ on M and $\{|\theta_k\rangle_{\text{C}_2}\}_k$ on C_2 . In line eq. (C.130), we have used the fact that $q \in \mathcal{S}_d(t_{k-1+y,r}d/T_0)$ is equivalent to $q \in \{[-d/2 + [k-1+y]d/N_g + rd], [-d/2 + [k-1+y]d/N_g + rd] + 1, [-d/2 + [k-1+y]d/N_g + rd] + 2, \dots, [-d/2 + [k-1+y]d/N_g + rd] + d - 1\}$. Since $[-d/2 + [k-1+y]d/N_g + rd] + d - 1 = [-d/2 + d - 1 + [k-1+y]d/N_g + rd] \leq d/2 + [k-1+y]d/N_g + rd$, we have that q takes on d values in the interval $q \in [-d/2 + [k-1+y]d/N_g + rd, d/2 + [k-1+y]d/N_g + rd]$. In line eq. (C.131) we have used the definition in Lemma C.3. In line eq. (C.132), we have performed the change of variable q to $q' = q/d - (k-1+y)/N_g - r$ and substituted for the definitions of $\bar{V}_0(\cdot)$, $x_0'^{(k)}$, $\psi_{\text{nor}}^{(2)}(\cdot, \cdot)$. In line eq. (C.134), we have split the interval into subintervals and used the bound $V_B(\cdot) \leq (\pi(\cdot))^{2N_2}$. For the 1st term in line eq. (C.136) we have used the conditions $N_g - 2, N_2 - 2 \in \mathbb{N}_{>0}$ (stated in the Lemma) and observed that $q' + [1/2 + y - 1]/N_g + 1/2 \in [1/8, 7/8]$. For the second term, we have used the bound $V_B(x) \leq 1$ for all $x \in \mathbb{R}$ in the case of $p = 0, -1$ and $V_B(x) \leq (\pi x)^{-2N_2}$ for all $x \in \mathbb{R}$ in the cases $p \neq 0$. We have then used the fact that $N_g - 2, N_2 - 2 \in \mathbb{N}_{>0}$ to generate the final bound. \blacksquare

Theorem 2 (Optimal quantum frequential computers only require a classical internal bus). *For all gate sets \mathcal{U}_G , initial memory states $|0\rangle_{\text{M}} \in \mathcal{C}_{\text{M}}$ and initial logical states $|0\rangle_{\text{S}} \in \mathcal{P}(\mathcal{H}_{\text{S}})$, there exists $|0\rangle_{\text{C}}$, $|0\rangle_{\text{C}_2}$, $\{|t_{j,l}\rangle_{\text{C}}, |t_{j,l}\rangle_{\text{MC}_2}\}_{j=1,2,\dots,N_g; l=0,1,\dots,L}$, N_g , $H_{\text{M}_0\text{SC}}$ parametrised by the power $P > 0$ and a dimensionless parameter $\bar{\varepsilon}$ (where elements $|t_{j,l}\rangle_{\text{C}}$, $|t_{j,l}\rangle_{\text{MC}_2}$ satisfy eqs. (IV.1) and (IV.8) respectively), such that for all $j = 1, 2, 3, \dots, N_g$; $l = 0, 1, 2, \dots, L$ and fixed $\bar{\varepsilon} > 0$, the large- P scaling is as follows*

$$T \left(e^{-it_{j,l} H_{\text{MWSCC}_2}} |0\rangle_{\text{M}} |0\rangle_{\text{C}_2} |0\rangle_{\text{W}} |0\rangle_{\text{S}} |0\rangle_{\text{C}}, |t_{j,l}\rangle_{\text{MC}_2} |t_{j,l}\rangle_{\text{W}} |t_{j,l}\rangle_{\text{S}} |t_{j,l}\rangle_{\text{C}} \right) \quad (\text{IV.12})$$

$$\leq \left(\sum_{r=0}^l \sum_{k=1}^j \tilde{d}_{(m_r, k)} \right) h(\bar{\varepsilon}) \text{poly}((L+1)P') ((L+1)P')^{-1/\sqrt{\bar{\varepsilon}}}, \quad (\text{IV.13})$$

where $|0\rangle\langle 0|_{C_2}$, $\text{tr}_M[|t_{j,l}\rangle\langle t_{j,l}|_{MC_2}] \in \mathcal{C}_{C_2}$ and

$$f = \frac{1}{T_0} (T_0^2(L+1)P')^{1-\bar{\varepsilon}} + \delta f'', \quad |\delta f''| \leq \frac{1}{T_0} + \mathcal{O}\left(\text{poly}((L+1)P')((L+1)P')^{-1/\sqrt{\bar{\varepsilon}}}\right) \text{ as } P' \rightarrow \infty. \quad (\text{IV.14})$$

Proof. Recall eq. (B.122): $N_g = \lfloor d^{1-\varepsilon_g} \rfloor$. Let $\varepsilon_g = \bar{\varepsilon}$ so that we are in the regime where lemma C.2 holds, and $N_g \leq d^{1-\bar{\varepsilon}}$. Choosing

$$n_2 = d^{\bar{\varepsilon}/4} \quad (\text{C.140})$$

we find

$$\frac{d}{N_g n_2^2} \geq d^{\bar{\varepsilon}/2}. \quad (\text{C.141})$$

Therefore, so long as N_2 is d -independent, from lemma C.3 it follows that $\varepsilon_v^{(2)}(t_1, d)$ decays faster than any polynomial in d for all fixed $\bar{\varepsilon} \in (0, 1/6)$. (As a side comment, note that we would not have been able to calculate its decay rate if N_2 were d -dependent. This is because the function $C_0(N_2)$ is unknown. This will limit the rate at which $n_2^{-2N_2}$ can decay as we will now see.) We now choose the parameter N_2 ,

$$N_2 = \lceil 2/\bar{\varepsilon}^{1+1/2} \rceil \geq 2/\bar{\varepsilon}^{1+1/2}. \quad (\text{C.142})$$

Therefore

$$n_2^{-2N_2} \leq d^{-1/\sqrt{\bar{\varepsilon}}} \quad (\text{C.143})$$

for all $\bar{\varepsilon} \in (0, 1/6)$. ■

Therefore, using the above upper bounds for $\varepsilon_v^{(2)}(t_1, d)$ and $n_2^{-2N_2}$, we can plug the bounds of lemmas C.2, C.4 and C.5 into the r.h.s. of lemma C.1 to achieve

$$\|e^{-it_{j,l}H_{\text{MWSCC}_2}} |0\rangle_{\text{M}} |0\rangle_{\text{W}} |0\rangle_{\text{S}} |\Psi(0)\rangle_{\text{C}} |\Psi(0)\rangle_{\text{C}_2} - |t_{j,l}\rangle_{\text{MC}_2} |t_{j,l}\rangle_{\text{W}} |t_{j,l}\rangle_{\text{S}} |\Psi(t_{j,l}d/T_0)\rangle_{\text{C}}\|_2 \quad (\text{C.144})$$

$$\leq \left(\sum_{r=0}^l \sum_{k=1}^j \tilde{d}(\mathfrak{m}_{r,k}) \right) h(\bar{\varepsilon}) \text{poly}(d) d^{-3/\sqrt{\bar{\varepsilon}}} + \text{poly}'(d) d^{-1/\sqrt{\bar{\varepsilon}}}, \quad (\text{C.145})$$

where $\text{poly}(d)$, $\text{poly}'(d)$ are $\bar{\varepsilon}$ -independent polynomials and $h(\bar{\varepsilon}) \geq 0$ is d -independent. All $\text{poly}(d)$, $\text{poly}'(d)$, and $h(\bar{\varepsilon})$ are independent from the elements of $\{\tilde{d}(\mathfrak{m}_{r,k})\}_{l,j}$. Therefore,

$$\|e^{-it_{j,l}H_{\text{MWSCC}_2}} |0\rangle_{\text{M}} |0\rangle_{\text{W}} |0\rangle_{\text{S}} |\Psi(0)\rangle_{\text{C}} |\Psi(0)\rangle_{\text{C}_2} - |t_{j,l}\rangle_{\text{MC}_2} |t_{j,l}\rangle_{\text{W}} |t_{j,l}\rangle_{\text{S}} |\Psi(t_{j,l}d/T_0)\rangle_{\text{C}}\|_2 \quad (\text{C.146})$$

$$\leq \left(\sum_{r=0}^l \sum_{k=1}^j \tilde{d}(\mathfrak{m}_{r,k}) \right) h(\bar{\varepsilon}) \text{poly}''(d) d^{-1/\sqrt{\bar{\varepsilon}}}, \quad (\text{C.147})$$

where $\text{poly}''(d)$ is independent from the elements of $\{\tilde{d}(\mathfrak{m}_{l,j})\}_{l,j}$ and $\bar{\varepsilon}$.

We will now express d in terms of the power P' . For this, we start by calculating the mean energy of the initial state. Defining $\rho_{\text{MWSCC}_2}^0 := |0\rangle_{\text{M}} |0\rangle_{\text{W}} |0\rangle_{\text{S}} |\Psi(0)\rangle_{\text{C}} |\Psi(0)\rangle_{\text{C}_2} ({}_{\text{M}}\langle 0| {}_{\text{W}}\langle 0| {}_{\text{S}}\langle 0| {}_{\text{C}}\langle \Psi(0)| {}_{\text{C}_2}\langle \Psi(0)|)$, we find by direct calculation,

$$E'_0 := \text{tr}[\rho_{\text{MWSCC}_2}^0 H_{\text{MWSCC}_2}] = {}_{\text{C}}\langle 0| H_{\text{C}} |0\rangle_{\text{C}} + {}_{\text{W}}\langle 0| {}_{\text{C}}\langle 0| \left(\sum_{l=1}^{N_g} I_{\text{W}_l}^{(l)} \otimes I_{\text{C}}^{(l)} \right) |0\rangle_{\text{W}} |0\rangle_{\text{C}} + {}_{\text{C}_2}\langle 0| H_{\text{C}_2} |0\rangle_{\text{C}_2} \quad (\text{C.148})$$

$$= \frac{2\pi}{T_0} \tilde{n}_0(d+1) + \delta E' + {}_{\text{C}_2}\langle 0| H_{\text{C}_2} |0\rangle_{\text{C}_2}, \quad (\text{C.149})$$

$$= \frac{2\pi}{T_0} (\tilde{n}_0 + \tilde{n}_{0,2})(d+1) + \delta E'', \quad (\text{C.150})$$

where in line eq. (C.149) we have used eqs. (B.142) and (B.144) and where $|\delta E''|$ satisfies the same bound as $\delta E'$, namely eq. (B.145). To achieve the last line, we have used that ${}_{\text{C}_2}\langle 0| H_{\text{C}} |0\rangle_{\text{C}_2}$ is the same as ${}_{\text{C}}\langle 0| H_{\text{C}} |0\rangle_{\text{C}}$ after mapping the pair $\{\tilde{n}_0, \sigma\}$ to $\{\tilde{n}_{0,2}, \sigma_2\}$, as is readily verifiable from their definitions.

Using the relation

$$P' := \frac{E'_0}{T_0(L+1)}, \quad (\text{C.151})$$

from the main text and eq. (C.150),

$$d = \frac{T_0^2 P'(L+1)}{2\pi(\tilde{n}_0 + \tilde{n}_{0,2})} + \delta d', \quad \delta d' := 1 - \frac{T_0(L+1)}{2\pi(\tilde{n}_0 + \tilde{n}_{0,2})} \delta E''. \quad (\text{C.152})$$

therefore, up to an additive vanishing term, $\delta d' - 1$, we have that d scales linearly with P' , thus using lemma B.5 to lower bound the l.h.s. of eq. (C.147) in term of trace distance, we find eq. (IV.12).

To achieve the scaling of the gate frequency f with power P' , i.e. eq. (IV.14), we can proceed analogously to eq. (B.149) for $\varepsilon_g = \bar{\varepsilon}$. This leads to

$$f = \frac{1}{T_0} \left(\frac{T_0^2(L+1)}{2\pi(\tilde{n}_0 + \tilde{n}_{0,2})} P' \right)^{1-\bar{\varepsilon}} + \delta f'', \quad |\delta f''| \leq \frac{1}{T_0} + \mathcal{O} \left(\text{poly}((L+1)P') ((L+1)P')^{-1/\sqrt{\bar{\varepsilon}}} \right) \text{ as } P' \rightarrow \infty. \quad (\text{C.153})$$

Hence eq. (IV.14) is achieved by choosing $\tilde{n}_0 = \tilde{n}_{0,2} = 1/\pi$ [which is permitted since $\tilde{n}_0, \tilde{n}_{0,2} \in (0, 1]$].

To finalise the proof, using the definition of the set of non-squeezed states \mathcal{C}_{C_2} from appendix A 2, we need to show that $|0\rangle\langle 0|_{C_2}$, $\text{tr}_M[|t_{j,l}\rangle\langle t_{j,l}|_{MC_2}] \in \mathcal{C}_{C_2}$. We show this property now. For $|0\rangle\langle 0|_{C_2}$ this follows immediately from the fact that $\sigma_2 = \sqrt{d}$ [from eq. (C.58)], the definitions from appendix A 2 and the proof that $|t_j\rangle_C \in \mathcal{C}_C$ (which can be found in the paragraph after eq. (B.150)). From the definition eq. (C.49) a direct calculation of $\Delta t_{C_2} \left(\text{tr}_M[|t_{j,l}\rangle\langle t_{j,l}|_{MC_2}] \right)$ yields

$$\Delta t_{C_2} \left(\text{tr}_M[|t_{j,l}\rangle\langle t_{j,l}|_{MC_2}] \right) = \sum_{k \in \mathcal{S}_d(t_{j,l}d/T_0)} {}_{C_2}\langle \theta_k | t_{C_2}^2 |\psi_{\text{nor}}^{(2)}(t_{j,l}d/T_0, k)|^2 | \theta_k \rangle_{C_2} - \left({}_{C_2}\langle \theta_k | t_{C_2} |\psi_{\text{nor}}^{(2)}(t_{j,l}d/T_0, k)|^2 | \theta_k \rangle_{C_2} \right)^2 \quad (\text{C.154})$$

$$= {}_{C_2}\langle \Psi(t_{j,l}d/T_0) | t_{C_2}^2 | \Psi(t_{j,l}d/T_0) \rangle_{C_2} - \left({}_{C_2}\langle \Psi(t_{j,l}d/T_0) | t_{C_2} | \Psi(t_{j,l}d/T_0) \rangle_{C_2} \right)^2, \quad (\text{C.155})$$

for $j = 1, 2, 3, \dots, N_g$, $l = 0, 1, 2, \dots, L$ and where we have defined $|\Psi(t_{j,l}d/T_0)\rangle_{C_2}$ analogously to $|\Psi(t_{j,l}d/T_0)\rangle_C$ but on C_2 rather than C , i.e.

$$|\Psi(t_{j,l}d/T_0)\rangle_{C_2} := \sum_{k \in \mathcal{S}_d(t_{j,l}d/T_0)} \psi_{\text{nor}}^{(2)}(t_{j,l}d/T_0, k) | \theta_k \rangle_{C_2}, \quad (\text{C.156})$$

where $\psi_{\text{nor}}^{(2)}$ is defined in eq. (C.65). Similarly

$$\Delta H_{C_2} \left(\text{tr}_M[|t_{j,l}\rangle\langle t_{j,l}|_{MC_2}] \right) = \sum_{k \in \mathcal{S}_d(t_{j,l}d/T_0)} {}_{C_2}\langle \theta_k | H_{C_2}^2 |\psi_{\text{nor}}^{(2)}(t_{j,l}d/T_0, k)|^2 | \theta_k \rangle_{C_2} - \left({}_{C_2}\langle \theta_k | H_{C_2} |\psi_{\text{nor}}^{(2)}(t_{j,l}d/T_0, k)|^2 | \theta_k \rangle_{C_2} \right)^2 \quad (\text{C.157})$$

$$= {}_{C_2}\langle \Psi(t_{j,l}d/T_0) | H_{C_2}^2 | \Psi(t_{j,l}d/T_0) \rangle_{C_2} - \left({}_{C_2}\langle \Psi(t_{j,l}d/T_0) | H_{C_2} | \Psi(t_{j,l}d/T_0) \rangle_{C_2} \right)^2. \quad (\text{C.158})$$

for $j = 1, 2, 3, \dots, N_g$, $l = 0, 1, 2, \dots, L$. Therefore, from the definition of \mathcal{C}_{C_2} in appendix A 2 it follows that $\text{tr}_M[|t_{j,l}\rangle\langle t_{j,l}|_{MC_2}] \in \mathcal{C}_{C_2}$ for $j = 1, 2, 3, \dots, N_g$, $l = 0, 1, 2, \dots, L$.

Appendix D: Nonequilibrium steady-state dynamics

1. Setup of the dynamical semigroup

Here we define the dynamical semigroup. Some of the parameter choices will be left to the proofs in the subsequent section. A generic generator for the dynamics of a dynamical semigroup can be written in the form

$$\mathcal{L}(\cdot) = -i[H, (\cdot)] + \mathcal{D}(\cdot), \quad \mathcal{D}(\cdot) = \sum_j J^j(\cdot) J^{j\dagger} - \frac{1}{2} \{ J^{j\dagger} J^j, (\cdot) \}, \quad (\text{D.1})$$

where H is self-adjoint and the dissipative terms are formed by a set $\{J^j\}_j$ of arbitrary linear operators [37, 38]. The evolution operator for a time $\tau \geq 0$ is then $e^{\tau \mathcal{L}}(\cdot)$.

In our case, we choose $H = H'_{M_0\text{SWC}}$ and

$$J_C^j = \sqrt{2v_j} {}_C\langle 0 | \theta_j | 0 \rangle_C, \quad v_j > 0 \quad (\text{D.2})$$

$j = 0, 1, \dots, d-1$ where $|0\rangle_C$ is the unperturbed initial state of the oscillator and $\{|\theta_j\rangle_C\}_{j=0}^{d-1}$ is the discrete Fourier transform basis of the energy eigenbasis of H_C defined in eq. (B.25).

Before discussing the dissipative pert, let us fix the form of the Hamiltonian to be

$$H'_{M_0\text{SWC}} = H_C + \sum_{l=1}^{N_g-1} I_{M_0\text{SW}}^{(l)} \otimes I_C^{(l)}, \quad (\text{D.3})$$

where the terms are as in appendix C. E.g. for $I_{M_0\text{SW}}^{(l)}$ see definition in eq. (C.4).

This form of the dissipater leads to the renewal of the oscillator state. The renewal itself is modelled by the stochastic jump, occurring with some probability $P(t)$ during an infinitesimal time state $[\tau, \tau + \delta\tau]$ taking the state from $\rho_{M_0\text{SWC}}(\tau)$ to $\mathcal{D}_C^{\text{re}}(\rho_{M_0\text{SWC}}(\tau))$ where

$$\mathcal{D}_C^{\text{re}}(\cdot) := \sum_{j=0}^{d-1} J_C^j(\cdot) J_C^{j\dagger}. \quad (\text{D.4})$$

Note that for our choice of $\{J_j\}_j$ this is many-to-one. If a renewal operation does not occur in said infinitesimal time interval, then the state is mapped to $\rho_{M_0\text{SWC}}(\tau)$ to $\mathcal{L}^{\text{no re}}(\rho_{M_0\text{SWC}}(\tau))$ where

$$\mathcal{L}_{M_0\text{SWC}}^{\text{no re}}(\cdot) := -i[H_{M_0\text{SWC}}, (\cdot)] + \mathcal{D}_C^{\text{no re}}(\cdot), \quad \mathcal{D}_C^{\text{no re}}(\cdot) = -\frac{1}{2} \sum_{j=0}^{d-1} \{J_C^{j\dagger} J_C^j, (\cdot)\}. \quad (\text{D.5})$$

Note that the renewal process therefore maps all input states to the state of the oscillator to its initial state: $\mathcal{D}_C^{\text{re}}(\rho_C) = |0\rangle\langle 0|_C$ for all $\rho_C \in \mathcal{S}(\mathcal{H}_C)$. This is exactly the state after each cycle when it evolves according to its free dynamics *without* any perturbations due to it controlling the implementation of gates, in other words, according to $e^{jT_0 H_C} |0\rangle_C = |0\rangle_C$, $j \in \mathbb{N}_{\geq 0}$. Therefore, if the renewal process occurs periodically with period T_0 it will correct for the small perturbative errors incurred by the oscillator due to its implementation of the logical gates required for the computation.

The form of eq. (D.5) allows for significant simplification. Namely

$$e^{\tau \mathcal{L}_{M_0\text{SWC}}^{\text{no re}}}(\cdot) = e^{-i\tau G_{M_0\text{SWC}}}(\cdot) e^{i\tau G_{M_0\text{SWC}}^\dagger} \quad (\text{D.6})$$

where

$$G_{M_0\text{SWC}} := H_{M_0\text{SWC}} - iV_C, \quad V_C := \sum_{j=0}^{d-1} v_j |\theta_j\rangle\langle \theta_j|_C > 0. \quad (\text{D.7})$$

We choose

$$V_C = \gamma_0 I_C^{(N_g)} + \frac{\varepsilon_b}{2T_0} \mathbb{1}_C, \quad (\text{D.8})$$

where $I_C^{(N_g)}$ is the positive semidefinite interaction term used in the proofs of Theorems 1 and 2 defined in eq. (B.26), $\varepsilon_b > 0$ is a small constant (to be specified later), $\gamma_0 > 0$ is a scale factor (also to be specified later) and $\mathbb{1}_C$ the identity operator

Since $\mathcal{L}_{M_0\text{SWC}}(\cdot) = \mathcal{L}_{M_0\text{SWC}}^{\text{no re}}(\cdot) + \mathcal{D}_C^{\text{re}}(\cdot)$ we see that these are the only two processes which can occur in any infinitesimal time step.

By writing the total transcribed time as $\tau = \tau_l + t$, where τ_l denotes a total number of renewals l in time interval $[0, \tau_l]$, we can write the state of the quantum frequential computer at time τ as a decomposition of the ensemble estate $\rho_{M_0\text{SWC}}(\tau)$ into partitions $\{\rho(t|\tau_l)\}_{l=0}^\infty$, where each state $\rho(t|\tau_l)$ has been renewed a total of l times in the interval $[0, \tau_l]$ and zero times in the interval $(\tau_l, \tau_l + t]$. In particular:

$$\rho_{M_0\text{SWC}}(\tau) = \sum_{l=0}^\infty P(t|\tau_l) \rho_{M_0\text{SWC}}(t|\tau_l), \quad (\text{D.9})$$

where $\{P(t|\tau_l)\}_l$ are the probabilities of said events occurring.

The states $\{P(0|\tau_l)\}_l$ have just undergone a renewal process and are thus the output of channel eq. (D.4). As a consequence, they are of the form

$$\rho_{M_0\text{SWC}}(0|\tau_l) = \text{tr}_C[\rho_{M_0\text{SWC}}(0|\tau_l)] \otimes |0\rangle\langle 0|_C. \quad (\text{D.10})$$

Furthermore, it is a product state with memory cell $M_{0,1}$ due to eq. (V.3). It is convenient for the following proofs to work with pure states, we will therefore purify the state on $M_0\text{SW}$ via ancillary systems leading to a state

$$|\rho(0|\tau_l)\rangle_{M_0\text{SWCA}} := |\mathfrak{m}_{l,1}\rangle_{M_{0,1}A_1} |(0|\tau_l)\rangle_{\bar{M}_{0,1}\text{WS}\bar{A}_1} |0\rangle_C \quad (\text{D.11})$$

which satisfies $\text{tr}_A[|\rho(0|\tau_l)\rangle\langle\rho(0|\tau_l)|_{M_0\text{SWCA}}] = \rho_{M_0\text{SWC}}(0|\tau_l)$. In this appendix we used the convention $\bar{M}_{0,k} = M_0 \setminus M_{0,k}$ ¹⁵ and each memory cell $M_{0,k}$ we associate with its own ancilla A_k and additional ancillae for WS. Here \bar{A}_1 denotes the total ancilla system after the removal of A_1 . We will use the notation $|\mathfrak{m}\rangle_{M_{0,k}A_k} = |\mathfrak{m}\rangle_{M_{0,k}} |\mathfrak{m}\rangle_{A_k}$ for all $\mathfrak{m} \in \mathcal{G} \cup \{\mathbf{0}\}$ since said states on $M_{0,k}$ are already pure.

The state $\rho_{M_0\text{SWC}}(t|\tau_l)$ can be calculated from the state $|\rho(0|\tau_l)\rangle_{M_0\text{SWC}}$ by evolving it according to the dynamical semigroup while conditioning on a renewal event not occurring. Had this been the only process involved, the dynamics would have been given by $\rho_{M_0\text{SWC}}(t|\tau_l) = e^{t\mathcal{L}_{M_0\text{SWC}}^{\text{no re}}}(\rho_{M_0\text{SWC}}(0|\tau_l))/P(t|\tau_l)$ where $P(t|\tau_l) = \text{tr}[e^{t\mathcal{L}_{M_0\text{SWC}}^{\text{no re}}}(\rho_{M_0\text{SWC}}(0|\tau_l))]$. However, recall that the bus is updating the memory cells M_0 in a similar fashion to the autonomous and explicit formulation in Theorem 2, although here modelled implicitly for convenience. In particular, we have assumed that eq. (V.3) holds and complete ignorance on the other memory cells contained in M_0 . It is convenient to write this assumption in terms of a unitary transformation denoted $U_{M_{0,k}A_k M_{0,k-1}A_{k-1}}$ on the states in M_0 which have been purified. Therefore, noting that the channel eq. (D.6) preserves purity, the states $\{\rho_{M_0\text{SWC}}(t|\tau_l)\}_{l=0}^\infty$ for $t \in [t_{k-1}, t_k)$ and $k \in \mathbb{N}_{>0}$ are given by¹⁶

$$\rho_{M_0\text{SWC}}(t|\tau_l)P(t|\tau_l) = \rho_{M_0\text{SWC}}(\mathbf{t}|\tau_l), \quad (\text{D.12})$$

$$\rho_{M_0\text{SWC}}(\mathbf{t}|\tau_l) = \text{tr}_A[|\rho(\mathbf{t}|\tau_l)\rangle\langle\rho(\mathbf{t}|\tau_l)|_{M_0\text{SWCA}}], \quad (\text{D.13})$$

$$|\rho(\mathbf{t}|\tau_l)\rangle_{M_0\text{SWCA}} := e^{-i(t-t_{k-1})G_{M_0\text{SWC}}} U_{M_{0,k}A_k M_{0,k-1}A_{k-1}}^{(l,k)} |(\mathbf{k}, \mathbf{l})\rangle_{M_0\text{SWCA}}, \quad (\text{D.14})$$

where¹⁷

$$|(\mathbf{k}, \mathbf{l})\rangle_{M_0\text{SWCA}} := e^{-it_1 G_{M_0\text{SWC}}} U_{M_{0,k-1}A_{k-1} M_{0,k-2}A_{k-2}}^{(l,k-1)} |(\mathbf{k}-1, \mathbf{l})\rangle_{M_0\text{SWCA}}, \quad k-1 \in \mathbb{N}_{>0} \quad (\text{D.15})$$

$$|(1, \mathbf{l})\rangle_{M_0\text{SWCA}} := |(0|\tau_l)\rangle_{M_0\text{SWCA}}, \quad U_{M_{0,1}A_1 M_{0,0}A_0}^{(l,1)} = \mathbb{1}_{M_{0,1}A_1 M_{0,0}A_0}, \quad ^{17} \quad (\text{D.16})$$

and the conditional probability $P(t|\tau_l)$ is defined by taking the trace on both sides of eq. (D.12) and noting that $\text{tr}[\rho_{M_0\text{SWCA}}(\mathbf{t}|\tau_l)] = 1$.

The set $\{U_{M_{0,k}A_k M_{0,k-1}A_{k-1}}^{(l,k)}\}_{k=1}^{N_g-1}$ uniquely determine the full set $\{U_{M_{0,k}A_k M_{0,k-1}A_{k-1}}^{(l,k)}\}_{k=1}^\infty$ since

$$U_{M_{0,k}A_k M_{0,k-1}A_{k-1}}^{(l,k)} = U_{M_{0,k+q}N_g A_{k+q}N_g M_{0,k-1+q}N_g A_{k-1+q}N_g}^{(l,k+qN_g)} \quad (\text{D.17})$$

for $q \in \mathbb{N}_{>0}$.

Finally, we now introduce the idealised states for which we wish to understand how well the actual dynamics approximates. We denote them by $\{ |[t_k|\tau_l]\rangle_{M_0\text{SWA}} |[t_k|\tau_l]\rangle_C \}_{k=0}^\infty$ and define them as follows

$$|[t_k|\tau_l]\rangle_{M_0\text{SWA}} = U_{M_{0,k+1}A_{k+1} M_{0,k}A_k}^{(l,k+1)} U(\mathfrak{m}_{l,k}) |[t_{k-1}|\tau_l]\rangle_{M_0\text{SWA}}, \quad (\text{D.18})$$

$$|[0|\tau_l]\rangle_{M_0\text{SWA}} = |\rho(0|\tau_l)\rangle_{M_0\text{SWCA}} = |\mathfrak{m}_{l,1}\rangle_{M_{0,1}A_1} |(0|\tau_l)\rangle_{\bar{M}_{0,1}\text{WS}\bar{A}_1} |0\rangle_C \quad (\text{D.19})$$

$$|[t_k|\tau_l]\rangle_C = \delta(k) e^{-\frac{\varepsilon_k t_k}{2T_0}} |t_k\rangle_C, \quad \delta(k) = e^{-\gamma_0 \beta(k)N_g}, \quad \gamma_0 = \bar{\gamma}_0 d^{\bar{\varepsilon}^2}, \quad (\text{D.20})$$

¹⁵This is the convention used in all of appendix D. Note that it differs from the convention used in appendix C where $\bar{M}_{0,k} = M \setminus M_{0,k}$.

¹⁶Kets and bras containing left and right bold font brackets (**(** and **)**) (or **[** and **]**) indicate that the states are not necessarily normalised and to distinguish themselves from their normalised counterparts which will use normal brackets (and) (or [and]).

¹⁷In the following we have denoted by $U_{M_{0,k}A_k M_{0,k-1}A_{k-1}}^{(l,k)}$ the unitary denoted by $U_{M_0A}^{(l,k)}$ in the main text. This is to avoid notational clutter in the main text while permitting more expression in the appendix. Furthermore, note that memory cell and ancilla $M_{0,0}A_0$ have not been defined. Such systems are not required, and only appear here. Since this operator is proportional to the identity, such systems are only introduced for notational convenience.

$$|[t_k|\tau_l]\rangle_C = \frac{|[t_k|\tau_l]\rangle_C}{\|[t_k|\tau_l]\rangle_C} = |t_k\rangle_C = |\Psi(t_k d/T_0)\rangle_C, \quad (\text{D.21})$$

$k = 1, 2, 3 \dots$ where $\bar{\gamma}_0 > 0$ is any positive d -independent parameter, $\beta(k)$ is the largest non-negative integer such that $k = \beta(k)N_g + r$, where $0 \leq r < N_g$. Noticed that the choice $|t_k\rangle_C = |\Psi(t_k d/T_0)\rangle_C$ is identical to that of the proofs to Theorems 1 and 2 (namely eq. (B.34)). Recall that $|\Psi(t_k d/T_0)\rangle_C$ is periodic: $|\Psi(t_k d/T_0)\rangle_C = |\Psi(t_{k+N_g} d/T_0)\rangle_C$, c.f. eq. (C.34). And where $U(\mathfrak{m}_{l,N_g}) := \mathbb{1}$ (since there is no gate being applied in this time step), and we assume periodic boundary conditions $U(\mathfrak{m}_{l,k+qN_g}) = U(\mathfrak{m}_{l,k})$, $k = 1, 2, \dots, N_g$, $q \in \mathbb{N}_{>0}$. This condition is only relevant in the event that the renewal process occurs late, which we will show in the proof of Theorem 3 is extremely unlikely.¹⁸ The only constraint on the unitaries $\{U_{M_0,kA_k M_0,k-1A_{k-1}}^{(l,k)}\}_{k=2}^{N_g-1}$ is that they are such that eq. (V.3) is satisfied. This amounts to property

$$|[t_k|\tau_l]\rangle_{M_0\text{SWA}} = |\mathfrak{m}_{l,k+1}\rangle_{M_0,k+1A_{k+1}} |[t_k|\tau_l]\rangle_{M_0,k+1\text{SW}\bar{A}_{k+1}}, \quad (\text{D.22})$$

for $k = 1, 2, \dots, N_g - 2$ (for $k = 0$, the state $|[t_k|\tau_l]\rangle_{M_0\text{SWA}}$ already satisfies condition eq. (D.22) by virtue of eq. (D.19)). Notice that due to the periodicity of the control states, $\{|\Psi(t_k d/T_0)\rangle_C\}_k$, where is an implied periodic boundary conditions on the states $\{|\mathfrak{m}_{l,k+1}\rangle_{M_0,k+1A_{k+1}}\}_k$ in eq. (D.22). Physically, the nature of the imposed boundary conditions is not very relevant since the probability of the dynamics not being renewed after each cycle of the control, is very small as 1) in theorem 3 shows.

We now make a definition needed for the following lemma, for $j \in \mathbb{N}_{>0}$, let $\beta'(j)$ be the largest number in $\mathbb{N}_{\geq 0}$ s.t.

$$j = \beta'(j)N_g + r, \quad (\text{D.23})$$

for some $r \in \{1, 2, \dots, N_g - 1\}$

2. Proof of Theorem 3

Before proving theorem 3, we start by proving a lemma which we will use multiple times in the proof of theorem 3.

Lemma D.1. *For all $l, j \in \mathbb{N}_{\geq 0}$, $\bar{\varepsilon} > 0$*

$$\left\| |\rho(t_j|\tau_l)\rangle_{M_0\text{SWCA}} - |[t_j|\tau_l]\rangle_{M_0\text{SWA}} |[t_j|\tau_l]\rangle_C \right\|_2 \leq e^{-\frac{\varepsilon_b}{2T_0}t_j} \left(\sum_{q=1}^{N_g} \tilde{d}(\mathfrak{m}_{l,q}) \right) \frac{1 - e^{-\gamma_0 N_g (1 + \beta'(j))}}{1 - e^{-\gamma_0 N_g}} g(\bar{\varepsilon}) \text{poly}(P) P^{-1/\sqrt{\bar{\varepsilon}}}, \quad (\text{D.24})$$

where the r.h.s. is ε_b independent. As in the main text, $g(\bar{\varepsilon}) > 0$ is P independent while $\text{poly}(P)$ is an $\bar{\varepsilon}$ -independent polynomial in P . The product $g(\bar{\varepsilon}) \text{poly}(P)$ is l, j and ε_b independent.

Recall that P here is defined as in eq. (III.6). In the present context, the Hamiltonian is $H'_{M_0\text{SWC}}$ rather than Hamiltonian $H_{M_0\text{SC}}$ used in the definition of P in eq. (III.6). However, since these two Hamiltonians only differ in their interaction terms, as the initial state is close to being orthogonal on both of them (this is easily verifiably as per the calculation in eqs. (B.128) and (B.129)), and thus $\tilde{P} := \text{tr}[H'_{M_0\text{SWC}} \rho_{M_0\text{SWC}}^0]/T_0$ (where $\rho_{M_0\text{SWC}}^0$ denotes the initial state as described in section V) satisfies $\tilde{P} = P + \delta P$, where $\delta P \rightarrow 0$ as $P \rightarrow \infty$. Thus there exists $P_0 > 0$, $x_0 > 0$ such that for all $P \geq P_0$ we have $x_0 \tilde{P} \geq P$ and hence $g(\bar{\varepsilon}) \text{poly}(\tilde{P}) P^{-1/\sqrt{\bar{\varepsilon}}} \leq g(\bar{\varepsilon}) x_0^{-1/\sqrt{\bar{\varepsilon}}} \text{poly}(P) \tilde{P}^{-1/\sqrt{\bar{\varepsilon}}}$. Thus by redefining $g(\varepsilon)$ as $g(\bar{\varepsilon}) x_0^{-1/\sqrt{\bar{\varepsilon}}}$ we have that in the r.h.s. of eq. (D.24), P can be replaced with \tilde{P} if desired. Ultimately, in Theorem 3 we wish to describe our results as a function of P'' which is the more physical definition of power. As we will show in the poof of Theorem 3 below, P'' is also proportional to P and hence a similar argument to that stated here will also us to exchange the variables.

Proof. The proof will follow similar steps to that of Theorem 1, but with important differences. We will only briefly cover the steps which follow analogously to that of Theorem 1 for brevity.

¹⁸We could have alternatively imposed a hard ‘‘cut-off’’ condition where we define the unitary to be the identity for $k \geq N_g$ and a similar theorem would follow.

To start with, note that we can write $|\rho(t_j|\tau_l)\rangle_{M_0\text{SWCA}}$ in the form

$$|\rho(t_j|\tau_l)\rangle_{M_0\text{SWCA}} = \Delta_j \Delta_{j-1} \dots \Delta_1 |\rho(0|\tau_l)\rangle_{M_0\text{SWCA}}, \quad \Delta_j = U_{M_0, j+1 A_{j+1} M_0, j A_j}^{(l, j+1)} e^{-it_1 G_{M_0\text{SWC}}} \quad (\text{D.25})$$

for $j = 0, 1, 2, \dots$. Therefore, by making the association $\{|\Phi_j\rangle = |[t_j|\tau_l]\rangle_{M_0\text{SWA}} |[t_j|\tau_l]\rangle_C\}_{j=0}^\infty$, applying lemma B.4 we find for $j = 0, 1, 2, \dots$

$$e^{\frac{\varepsilon_b}{2T_0} t_j} \left\| |\rho(t_j|\tau_l)\rangle_{M_0\text{SWCA}} - |[t_j|\tau_l]\rangle_{M_0\text{SWA}} |[t_j|\tau_l]\rangle_C \right\|_2 \quad (\text{D.26})$$

$$\leq e^{\frac{\varepsilon_b}{2T_0} t_j} \sum_{q=1}^j \left\| |[t_q|\tau_l]\rangle_{M_0\text{SWA}} |[t_q|\tau_l]\rangle_C - U_{M_0, q+1 A_{q+1} M_0, q A_q}^{(l, q+1)} e^{-it_1 G_{M_0\text{SWC}}} |[t_{q-1}|\tau_l]\rangle_{M_0\text{SWA}} |[t_{q-1}|\tau_l]\rangle_C \right\|_2 \quad (\text{D.27})$$

$$\leq \sum_{q=1}^j \left\| |[t_q|\tau_l]\rangle_{M_0\text{SWA}} \delta(q) |t_q\rangle_C - U_{M_0, q+1 A_{q+1} M_0, q A_q}^{(l, q+1)} e^{-it_1 G'_{M_0\text{SWC}}} |[t_{q-1}|\tau_l]\rangle_{M_0\text{SWA}} \delta(q-1) |t_{q-1}\rangle_C \right\|_2 \quad (\text{D.28})$$

$$= \sum_{q=1}^j \left\| U(\mathfrak{m}_{l, q}) |[t_{q-1}|\tau_l]\rangle_{M_0\text{SWA}} \delta(q) |t_q\rangle_C - e^{-it_1 G'_{M_0\text{SWC}}} |[t_{q-1}|\tau_l]\rangle_{M_0\text{SWA}} \delta(q-1) |t_{q-1}\rangle_C \right\|_2, \quad (\text{D.29})$$

where in the third line we have defined $G'_{M_0\text{SWC}} := G_{M_0\text{SWC}} - i\frac{\varepsilon_b}{2T_0}$ while in the last line we used the unitary invariance of the two-norm.

Define

$$G_{M_0\text{SWC}}^{(k)'} := \begin{cases} H_C + I_{M_0\text{SW}}^{(k)} \otimes I_C^{(k)} & \text{if } k = 1, 2, \dots, N_g - 1 \\ H_C - i\gamma_0 I_C^{(N_g)} & \text{if } k = N_g \end{cases} \quad (\text{D.30})$$

Thus adding and subtracting an appropriate term in eq. (D.29) we find

$$e^{\frac{\varepsilon_b}{2T_0} t_j} \left\| |\rho(t_j|\tau_l)\rangle_{M_0\text{SWCA}} - |[t_j|\tau_l]\rangle_{M_0\text{SWA}} |[t_j|\tau_l]\rangle_C \right\|_2 \quad (\text{D.31})$$

$$\leq \sum_{q=1}^j \left\| U(\mathfrak{m}_{l, q}) |[t_{q-1}|\tau_l]\rangle_{M_0\text{SWA}} \delta(q) |t_q\rangle_C - e^{-it_1 G_{M_0\text{SWC}}^{(q)'}} |[t_{q-1}|\tau_l]\rangle_{M_0\text{SWA}} \delta(q-1) |t_{q-1}\rangle_C \right\|_2 \quad (\text{D.32})$$

$$+ \delta(q-1) \left\| e^{-it_1 G_{M_0\text{SWC}}^{(q)'}} |[t_{q-1}|\tau_l]\rangle_{M_0\text{SWA}} |t_{q-1}\rangle_C - e^{-it_1 G'_{M_0\text{SWC}}} |[t_{q-1}|\tau_l]\rangle_{M_0\text{SWA}} |t_{q-1}\rangle_C \right\|_2. \quad (\text{D.33})$$

To proceed, for line eq. (D.32) we can replace $G_{M_0\text{SWC}}^{(q)'}$ with

$$G_{\text{SWC}}^{(q, \mathfrak{m}_{l, q})} := \begin{cases} H_C + I_S^{(q, \mathfrak{m}_{l, q})} \otimes I_C^{(q)} & \text{if } q = 1, 2, \dots, N_g - 1 \text{ and } \mathfrak{m}_{l, q} \in \mathcal{G} \\ H_C + I_W^{(q, \mathfrak{m}_{l, q})} \otimes I_C^{(q)} & \text{if } q = 1, 2, \dots, N_g - 1 \text{ and } \mathfrak{m}_{l, q} = \mathbf{0} \\ H_C - i\gamma_0 I_C^{(N_g)} & \text{if } q = N_g \end{cases} \quad (\text{D.34})$$

since $|[t_{q-1}|\tau_l]\rangle_{M_0\text{SWA}}$ is proportional to $|\mathfrak{m}_{l, q}\rangle_{M_0, q A_q}$ due to eq. (D.22).

For line eq. (D.33), we can proceed analogously to lines eq. (B.10) to the end of the proof. Crucially, we note that the final results still follow even when the generator is not trace-preserving nor self-adjoint (such as is the case for $G'_{M_0\text{SWC}}$). Thus we find

$$e^{\frac{\varepsilon_b}{2T_0} t_j} \left\| |\rho(t_j|\tau_l)\rangle_{M_0\text{SWCA}} - |[t_j|\tau_l]\rangle_{M_0\text{SWA}} |[t_j|\tau_l]\rangle_C \right\|_2 \quad (\text{D.35})$$

$$\leq \sum_{q=1}^j \left(\left\| |[t_{q-1}|\tau_l]\rangle_{M_0\text{SWA}} \delta(q) |t_q\rangle_C - U^\dagger(\mathfrak{m}_{l, q}) e^{-it_1 G_{\text{SWC}}^{(q, \mathfrak{m}_{l, q})}} |[t_{q-1}|\tau_l]\rangle_{M_0\text{SWA}} \delta(q-1) |t_{q-1}\rangle_C \right\|_2 \right. \quad (\text{D.36})$$

$$\left. + \delta(q-1) t_1 \max_{x \in [0, t_1]} \left\| \left(G_{\text{SWC}}^{(q)'} - G'_{M_0\text{SWC}} \right) e^{-ix G_{\text{SWC}}^{(q)'}} |[t_{q-1}|\tau_l]\rangle_{M_0\text{SWA}} \delta(q-1) |t_{q-1}\rangle_C \right\|_2 \right) \quad (\text{D.37})$$

$$= \sum_{q=1}^j \left(\left\| |[t_{q-1}|\tau_l]\rangle_{M_0\text{SWA}} \delta(q) |t_q\rangle_C - U^\dagger(\mathfrak{m}_{l, q}) e^{-it_1 G_{\text{SWC}}^{(q, \mathfrak{m}_{l, q})}} |[t_{q-1}|\tau_l]\rangle_{M_0\text{SWA}} \delta(q-1) |t_{q-1}\rangle_C \right\|_2 \right) \quad (\text{D.38})$$

$$+ \delta(q-1) t_1 \max_{x \in [0, t_1]} \left\| \left(G_{\text{SWC}}^{(q, \mathfrak{m}_l, q)} - G'_{\text{M}_0 \text{SWC}} \right) e^{-ix} G_{\text{SWC}}^{(q, \mathfrak{m}_l, q)} \left| [t_{q-1} | \tau_l] \right\rangle_{\text{M}_0 \text{SWA}} \left| t_{q-1} \right\rangle_{\text{C}} \right\|_2, \quad (\text{D.39})$$

where in the last equality we have noted that we can exchange $G'_{\text{M}_0 \text{SWC}}^{(q)}$ with $G_{\text{SWC}}^{(q, \mathfrak{m}_l, q)}$ for the same reasons as this exchange was possible before. Recall

$$U(\mathfrak{m}_l, k) = \begin{cases} e^{iI_{\text{S}}^{(k, \mathfrak{m}_l, k)}} & \text{if } \mathfrak{m}_l, k \in \mathcal{G} \text{ and } k \neq N_g \\ e^{iI_{\text{W}}^{(k, \mathfrak{m}_l, k)}} & \text{if } \mathfrak{m}_l, k = \mathbf{0} \text{ and } k \neq N_g \\ \mathbb{1} & \text{if } k = N_g. \end{cases} \quad (\text{D.40})$$

Therefore, by expanding $\left| [t_{q-1} | \tau_l] \right\rangle_{\text{M}_0 \text{SWA}}$ in the eigenbasis of $I_{\text{S}}^{(q, \mathfrak{m}_l, q)} \otimes I_{\text{W}}^{(q, \mathfrak{m}_l, q)}$ (and any basis for $\text{M}_0 \text{A}$) we can bound line eq. (D.39) analogously to as in the proof of lemma B.2. Crucially, for this to work in the case $j = N_g$ it is important to note that Theorem IX.1 (*Moving the clock through finite time with a potential*) from [26] which is used in the proof to lemma B.2, applies when the potential function is from \mathbb{R} to $\mathbb{R} \cup \mathbb{H}^-$, where $\mathbb{H}^- := \{a_0 + ib_0 \mid a_0 \in \mathbb{R}, b_0 < 0\}$, i.e. not only to potential functions of the form \mathbb{R} to \mathbb{R} as in the cases we have considered thus far. For the $j = N_g$ case the potential function is \mathbb{R} to $i\mathbb{R}_{\leq 0}$. This small change modifies the $\varepsilon_v(t_1, d)$ function slightly, for this $j = N_g$ case. As such we can upper bound line eq. (D.39) by lines eqs. (B.38) and (B.39) up to a modification in $\varepsilon_v(t_1, d)$ [defined in line eq. (B.40)] when $q = N_g$ which we will detail below starting in the paragraph above eq. (D.59).

As for upper bounding line eq. (D.38), for $q = 1, 2, \dots, q \neq mN_g, m \in \mathbb{N}_{>0}$, we have that $\delta(q) = \delta(q-1)$ and can be taken outside of the two-norm as a common multiplicative factor. Then, by expanding $\left| [t_{q-1} | \tau_l] \right\rangle_{\text{M}_0 \text{SWA}}$ in the eigenbasis of $I_{\text{S}}^{(q, \mathfrak{m}_l, q)} \otimes I_{\text{W}}^{(q, \mathfrak{m}_l, q)}$ (and any basis for $\text{M}_0 \text{A}$) it follows identically to the proof of lemma B.3 and as such, line eq. (D.38) is upper bounded by line eq. (B.77). For $q = mN_g, m \in \mathbb{N}_{>0}$ there are some modifications due to the difference in the potential function mentioned above. As such, we calculate it here for completeness. Noting $\delta(q) = e^{-\gamma_0} \delta(q-1)$, for $q = mN_g$, the square of line eq. (D.38) reduces to

$$\delta^2(q-1) \left\| \left| [t_{N_g-1} | \tau_l] \right\rangle_{\text{M}_0 \text{SWA}} e^{-\gamma_0} \left| (t_{N_g} d / T_0) \right\rangle_{\text{C}} - e^{-it_1(H_{\text{C}} - i\gamma_0 I_{\text{C}}^{(N_g)})} \left| [t_{N_g-1} | \tau_l] \right\rangle_{\text{M}_0 \text{SWA}} \left| (t_{N_g-1} d / T_0) \right\rangle_{\text{C}} \right\|_2^2 \quad (\text{D.41})$$

$$\leq \delta^2(q-1) \left(e^{-2\gamma_0} + \left\| e^{-it_1(H_{\text{C}} - i\gamma_0 I_{\text{C}}^{(N_g)})} \left| (t_{N_g-1} d / T_0) \right\rangle_{\text{C}} \right\|_2^2 - 2e^{-\gamma_0} \Re \left[\left\langle \left| (t_{N_g} d / T_0) \right\rangle_{\text{C}} \left| e^{-it_1(H_{\text{C}} - i\gamma_0 I_{\text{C}}^{(N_g)})} \left| (t_{N_g-1} d / T_0) \right\rangle_{\text{C}} \right\rangle \right] \right) \quad (\text{D.42})$$

$$\leq \delta^2(q-1) \left(e^{-2\gamma_0} + 3 \left\| \varepsilon(t_1, d) \right\rangle_{\text{C}} \right\|_2 + \left\| \varepsilon(t_1, d) \right\rangle_{\text{C}} \right\|_2^2 + \sum_{k \in \mathcal{S}_d(d)} e^{-2\gamma_0} \int_{k-d/N_g}^k dy I_{\text{C}, d}^{(N_g)}(y) |\psi_{\text{nor}}(d; k)|^2 \quad (\text{D.43})$$

$$\leq \delta^2(q-1) \left(e^{-2\gamma_0} + 3 \left\| \varepsilon(t_1, d) \right\rangle_{\text{C}} \right\|_2 + \left\| \varepsilon(t_1, d) \right\rangle_{\text{C}} \right\|_2^2 \quad (\text{D.44})$$

$$+ d \max_{k' \in [-1/2, 1/2]} e^{-2\gamma_0 \frac{2\pi}{d} \int_{k'-d/(2N_g)}^{k'+d/(2N_g)} dy' \bar{V}_0 \left(\frac{2\pi}{d} y' + x_0^{(N_g)} \right)} |\psi_{\text{nor}}(d; dk' + d)|^2 \quad (\text{D.45})$$

$$\leq \delta^2(q-1) \left(e^{-2\gamma_0} + 3 \left\| \varepsilon(t_1, d) \right\rangle_{\text{C}} \right\|_2 + \left\| \varepsilon(t_1, d) \right\rangle_{\text{C}} \right\|_2^2 \quad (\text{D.46})$$

$$+ A_{\text{nor}}^2 \left(2e^{-\frac{\pi}{8} \frac{d^2}{\sigma^2 N_g^2}} + d \max_{q \in [-1, 1]} e^{-2\gamma_0 \frac{2\pi}{d} \int_{-1/2+q/4}^{1/2-q/4} dy'' \bar{V}_0 \left(\frac{2\pi}{N_g} y'' + x_0^{(N_g)} \right)} \right) \quad (\text{D.47})$$

$$\leq \delta^2(q-1) \left(e^{-2\gamma_0} + 3 \left\| \varepsilon(t_1, d) \right\rangle_{\text{C}} \right\|_2 + \left\| \varepsilon(t_1, d) \right\rangle_{\text{C}} \right\|_2^2 \quad (\text{D.48})$$

$$+ A_{\text{nor}}^2 \left(2e^{-\frac{\pi}{8} \frac{d^2}{\sigma^2 N_g^2}} + d e^{-2\gamma_0 - 2\gamma_0(4\pi n A_0)} \left(\left(\frac{2N_g}{\pi^2 n} \right)^{2N} + \frac{\pi^2}{3} \left(\frac{1}{2\pi^2 n} \right)^{2N} \right) \right) \quad (\text{D.49})$$

$$\leq \delta^2(q-1) \left(e^{-2\gamma_0} + 3 \left\| \varepsilon(t_1, d) \right\rangle_{\text{C}} \right\|_2 + \left\| \varepsilon(t_1, d) \right\rangle_{\text{C}} \right\|_2^2 + A_{\text{nor}}^2 \left(2e^{-\frac{\pi}{8} \frac{d^2}{\sigma^2 N_g^2}} + d e^{-2\gamma_0} \right) \quad (\text{D.50})$$

Where in line eq. (D.43) we have employed Theorem IX.1 (*Moving the clock through finite time with a potential*) from [26] now with the pure imaginary potential function. In line eq. (D.45) we have noted that $k \in \mathcal{S}_d(d)$ is the same as $k \in \{\lceil -d/2 + d \rceil, \lceil -d/2 + d \rceil + 1, \dots, \lceil -d/2 + d \rceil + d - 1\}$. Therefore, since $\lceil -d/2 + d \rceil + d - 1 = \lceil -d/2 + d + d - 1 \rceil \leq$

$d/2 + d$ we can generate an upper bound by replacing $\sum_{k \in \mathcal{S}_d(d)}(\cdot)$ with $d \max_{k \in [-d/2+d, d/2+d]}(\cdot)$. We have then performed a change of variable for k and y in the integral, followed by substituting for the definition of $I_{C,d}^{(N_g)}(\cdot)$. In line eq. (D.47), we have split the interval $[-1/2, 1/2]$ over which we are maximising into three partitions, $[-1/2, 1/2] = [-1/2, -1/(4N_g)] \cup (-1/(4N_g), 1/(4N_g)) \cup [1/(4N_g), 1/2]$ and maximised over them individually. Over the 1st and last interval, we have upper bounded the exponentiated integral by one, while we have bounded the modulus-squared wave function by one in the middle interval. Finally, we have performed a change of variable for $k' \in (-1/(4N_g), 1/(4N_g))$ to $q \in (-1, 1) \subset [-1, 1]$ followed by a change of integration variable. In to achieve line eq. (D.49), we have written the last exponential in line eq. (D.47) in the form $2\gamma_0(-1 + [1 - \beta_{\text{Int}}])$ with $\beta_{\text{Int}} := \frac{2\pi}{d} \int_{-1/2+q/4}^{1/2-q/4} dy'' \bar{V}_0 \left(\frac{2\pi}{N_g} y'' + x_0^{(N_g)} \right)$ followed by noting that we have already upper bounded $[1 - \beta_{\text{Int}}]^2$ between lines eq. (B.91) and eq. (B.98). Since it follows from the normalization of $\bar{V}_0(\cdot)$ that $\beta_{\text{Int}} \leq 1$, $[1 - \beta_{\text{Int}}] = \sqrt{[1 - \beta_{\text{Int}}]^2}$ and hence we have used said bound to generate line eq. (D.49).

We now calculate $\|\varepsilon(t_1, d)\|_C$ noting that it takes on a slightly different expression to that of previous proofs due to the relevant potential function having the γ_0 prefactor. Our potential function $\bar{V}_0(\cdot)$ satisfies

$$\sup_{k \in \mathbb{N}_{>0}} \left(2 \max_{x \in [0, 2\pi]} \left| \frac{d^{(k-1)}}{dx^{(k-1)}} \bar{V}_0(x) \right| \right)^{1/k} \leq 2nC_0, \quad (\text{D.51})$$

and b was any upper bound to the l.h.s. We thus set $b = 2nC_0$ [See Eqs. (F217) and (F218) pg 63 in and text between them in [27] and recall that we have set $\delta = 1$ in this manuscript]. Furthermore, we have the relations

$$d^{\epsilon_5} = \frac{d}{\bar{v}\sigma}, \quad \epsilon_5 > 0, \quad (\text{D.52})$$

$$\bar{v} = \frac{\pi\alpha_0\kappa}{\ln(\pi\alpha_0\sigma^2)} b, \quad (\text{D.53})$$

$$\sigma = d^{\epsilon_6}, \quad (\text{D.54})$$

$$\epsilon_5 < \epsilon_6, \quad (\text{D.55})$$

$$\varepsilon_\nu(t, d) = |t| \frac{d}{T_0} \left(\mathcal{O} \left(\frac{\sigma^3}{\bar{v}\sigma^2/d + 1} \right)^{1/2} + \mathcal{O} \left(\frac{d^2}{\sigma^2} \right) \right) \exp \left(-\frac{\pi}{4} \frac{\alpha_0^2}{\left(\frac{d}{\sigma^2} + \bar{v} \right)^2} \left(\frac{d}{\sigma} \right)^2 \right) + \mathcal{O} \left(|t| \frac{d^2}{\sigma^2} + 1 \right) e^{-\frac{\pi}{4} \frac{d^2}{\sigma^2}} + \mathcal{O} \left(e^{-\frac{\pi}{2} \sigma^2} \right), \quad (\text{D.56})$$

where in our notation $\|\varepsilon(t, d)\|_C = \varepsilon_\nu(t, d)$ (see eqs. (F219), (F33), (F214), (F213) and (F38) respectively in [27]). These give rise to eq. (B.40).

We now have that the potential function of interest is $\gamma_0 \bar{V}_0(\cdot)$, and hence the value for $\varepsilon_\nu(t, d)$ will be modified. In particular, we have

$$\sup_{k \in \mathbb{N}_{>0}} \left(2 \max_{x \in [0, 2\pi]} \left| \frac{d^{(k-1)}}{dx^{(k-1)}} \gamma_0 \bar{V}_0(x) \right| \right)^{1/k} \leq 2n\gamma_0 C_0, \quad (\text{D.57})$$

leading to $b = 2n\gamma_0 C_0$. We call that γ was chosen with the parametrization

$$\gamma_0 = \bar{\gamma}_0 d^{\epsilon_p}, \quad (\text{D.58})$$

with $\epsilon_p = \bar{\epsilon}^2$, and where we assume $\bar{\gamma}_0$ to be d independent. let us now justify this parametrization. From above we find that

$$\varepsilon_\nu(t, d) = |t| \text{poly}(d) \exp \left(-\frac{\pi}{4} \frac{\alpha_0^2}{(\bar{\gamma}_0 + d^{\epsilon_5}/\sigma)^2} d^{2(\epsilon_5 - \epsilon_p)} \right). \quad (\text{D.59})$$

This reduces to eq. (B.40) in the limit $\bar{\gamma}_0 \rightarrow 1$, $\epsilon_p \rightarrow 0$ as expected. From eq. (D.59) we observe that we need to choose ϵ_p such that $\epsilon_5 - \epsilon_p > 0$ and parametrize ε in terms of $\bar{\varepsilon}$. To do so, recall $\epsilon_5 = \eta \bar{\varepsilon}$ (eq. (B.119)) and that in the case under consideration, where the optimal logical frequency f is asymptotically achievable, we have using eq. (B.151)

$$\epsilon_5 = \eta \bar{\varepsilon} = \frac{2}{2\bar{\varepsilon} + 2\sqrt{\bar{\varepsilon}} + 1} \bar{\varepsilon}^2 \quad (\text{D.60})$$

where we set $\epsilon_p = \bar{\varepsilon}^2$ such that

$$\epsilon_5 - \epsilon_p = \left(\frac{2}{2\bar{\varepsilon} + 2\sqrt{\bar{\varepsilon}} + 1} - 1 \right) \bar{\varepsilon}^2 \quad (\text{D.61})$$

for $\bar{\varepsilon} \in (1 - \sqrt{3}/2, 0)$ so that the r.h.s. is positive. Therefore, in this parameter range the quantities $\| |\varepsilon(t_1, d)\rangle_{\mathcal{C}} \|_2$ in eq. (D.50) decay exponentially in $d^{2(\varepsilon_5 - \varepsilon_p)}$ for $q = N_g$ (for $q = 1, 2, \dots, N_g - 1$ they decay exponentially in $d^{2\varepsilon_5}$ since they are given by eq. (B.40)). Furthermore, from eq. (D.58) and eq. (B.126) we have that the other terms also decay exponentially in d^x for some $x > 0$ solely determined by $\bar{\varepsilon}$

We thus have that $\| |\rho(t_j|\tau_l)\rangle_{\text{M}_0\text{SWCA}} - |[t_j|\tau_l]\rangle_{\text{M}_0\text{SWA}} |[t_j|\tau_l]\rangle_{\mathcal{C}} \|_2$ is upper bounded by the r.h.s. of eq. (III.7) up to the replacement of $\tilde{d}(\mathfrak{m}_k)$ with $\tilde{d}(\mathfrak{m}_{l,k})$ since the gate being applied is distinct in the case at hand. Putting everything together we thus obtain for $j \in \mathbb{N}_{\geq 0}$

$$\| |\rho(t_j|\tau_l)\rangle_{\text{M}_0\text{SWCA}} - |[t_j|\tau_l]\rangle_{\text{M}_0\text{SWA}} |[t_j|\tau_l]\rangle_{\mathcal{C}} \|_2 \leq e^{-\frac{\varepsilon_b}{2T_0} t_j} \left(\sum_{k=1}^j \tilde{d}(\mathfrak{m}_{l,k}) \delta(k-1) \right) g(\bar{\varepsilon}) \text{poly}(P) P^{-1/\sqrt{\bar{\varepsilon}}} \quad (\text{D.62})$$

$$\leq e^{-\frac{\varepsilon_b}{2T_0} t_j} \left(\sum_{q=1}^{N_g} \sum_{k=0}^{\beta'(j)} \tilde{d}(\mathfrak{m}_{l,kN_g+q}) \delta(kN_g + q - 1) \right) g(\bar{\varepsilon}) \text{poly}(P) P^{-1/\sqrt{\bar{\varepsilon}}} \quad (\text{D.63})$$

$$\leq e^{-\frac{\varepsilon_b}{2T_0} t_j} \left(\sum_{q=1}^{N_g} \tilde{d}(\mathfrak{m}_{l,q}) \right) \left(\sum_{k=0}^{\beta'(j)} e^{-\gamma_0 N_g k} \right) g(\bar{\varepsilon}) \text{poly}(P) P^{-1/\sqrt{\bar{\varepsilon}}}, \quad (\text{D.64})$$

where in line eq. (D.64), we have taken into account the definition of $\delta(k)$ in eq. (D.20). \blacksquare

We can now prove theorem 3.

Theorem 3 (Nonequilibrium steady-state optimal quantum frequential computers exist). *For all gate sets $\mathcal{U}_{\mathcal{G}}$, initial gate sequences $(\mathfrak{m}_{l,k})_{l,k}$ with elements in \mathcal{G} , and initial logical states $|0\rangle_{\mathcal{S}} \in \mathcal{P}(\mathcal{H}_{\mathcal{S}})$, there exists $|0\rangle_{\mathcal{C}}$, $\{|t_j|\tau_l\rangle_{\mathcal{C}}\}_{j=1,2,\dots,N_g;l \in \mathbb{N}_{\geq 0}}$, N_g , $\mathcal{L}_{\text{M}_0\text{SWC}}$ parametrised by the power $P'' > 0$ and a dimensionless parameter $\bar{\varepsilon}$ (where elements $|[t_j|\tau_l]\rangle_{\mathcal{C}}$, satisfy eq. (V.5)), such that for all $j = 1, 2, 3, \dots, N_g$; $l \in \mathbb{N}_{\geq 0}$ and fixed $\bar{\varepsilon} > 0$, the following large- P'' scaling hold simultaneously*

1) Given that $l \in \mathbb{N}_{\geq 0}$ renewals occurred in the time interval $[0, \tau_l]$, the probability that the next renewal occurs in the interval $[\tau_l + T_0 - t_1, \tau_l + T_0]$ is:

$$\int_{\tau_l + T_0 - t_1}^{\tau_l + T_0} dt P(t, +1|\tau_l) = 1 - \varepsilon_r, \quad 0 < \varepsilon_r \leq \left(\sum_{k=1}^{N_g} \tilde{d}(\mathfrak{m}_{l,k}) \right) g(\bar{\varepsilon}) \text{poly}(P'') P''^{-1/(2\sqrt{\bar{\varepsilon}})}, \quad (\text{V.9})$$

2) The deviations in the state between renewals are small: For $j = 1, 2, \dots, N_g$,

$$T\left(\rho_{\text{M}_0\text{SC}}(t_j|\tau_l), |[t_j|\tau_l]\rangle_{\text{M}_0\text{SWA}} |[t_j|\tau_l]\rangle_{\mathcal{C}}\right) \leq \left(\sum_{k=1}^j \tilde{d}(\mathfrak{m}_{l,k}) \right) g(\bar{\varepsilon}) \text{poly}(P'') P''^{-1/\sqrt{\bar{\varepsilon}}}, \quad (\text{V.10})$$

3) The gate frequency has the asymptotically optimal scaling in terms of power:

$$f = \frac{1}{T_0} (T_0^2 P'')^{1-\bar{\varepsilon}} + \delta f', \quad |\delta f'| \leq \frac{1}{T_0} + \mathcal{O}\left(\text{poly}(P'') P''^{-1/(2\sqrt{\bar{\varepsilon}})}\right) \text{ as } P'' \rightarrow \infty. \quad (\text{V.11})$$

Proof. We start with the proof of 1). This requires the calculation of the probability that the $(l+1)$ th renewal occurs in the interval $(\tau_l + t_{N_g}, \tau_l + t_{N_g-1})$, namely

$$\varepsilon_r = 1 - \lim_{\epsilon \rightarrow 0} \int_{\tau_l + t_{N_g-1} + \epsilon}^{\tau_l + t_{N_g} - \epsilon} dt P(t, +1|\tau_l) \quad (\text{D.65})$$

The probability, $P(t, +1|\tau_l)$, can be evaluate by conditioning on not renewing in the interval $t \in (0, t)$ given that the l^{th} renewal occurred at time τ_l , followed by the $(l+1)^{\text{th}}$ renewal occurring at time t . This can be calculated by applying the renewal generator $\mathcal{D}_{\mathcal{C}}^{\text{re}}(\cdot)$ to $|\rho(t|\tau_l)\rangle_{\text{M}_0\text{SWCA}}$ followed by taking the trace. Thus from eqs. (D.4) and (D.14) we find that $P(t, +1|\tau_l) = \text{tr}[2V_{\mathcal{C}} |\rho(t|\tau_l)\rangle_{\text{M}_0\text{SWCA}} \langle \rho(t|\tau_l)|_{\text{M}_0\text{SWCA}}]$. For $\epsilon > 0$, in the interval $t \in (\tau_l + t_{N_g-1}, \tau_l + t_{N_g-1} + \epsilon)$, $|\rho(t|\tau_l)\rangle_{\text{M}_0\text{SWCA}} = e^{-i(t-t_{N_g-1})G_{\text{M}_0\text{SWC}}} |\rho(t_{N_g-1}|\tau_l)\rangle_{\text{M}_0\text{SWCA}}$ and in the interval $t \in (\tau_l + t_{N_g} - \epsilon, \tau_l + t_{N_g})$, $|\rho(t|\tau_l)\rangle_{\text{M}_0\text{SWCA}} = e^{-i(t-t_{N_g-1})G_{\text{M}_0\text{SWC}}} |\rho(t_{N_g-1}|\tau_l)\rangle_{\text{M}_0\text{SWCA}}$. Therefore, we can solve the integral analytically to find

$$\varepsilon_r = 1 - \lim_{\epsilon \rightarrow 0^+} \int_{\tau_l + t_{N_g-1} + \epsilon}^{\tau_l + t_{N_g} - \epsilon} dt P(t, +1|\tau_l) \quad (\text{D.66})$$

$$= 1 - \lim_{\epsilon \rightarrow 0^+} \left(\text{tr} [|\rho(t_{N_g-1} + \epsilon|\tau_l)\rangle\langle\rho(t_{N_g-1} + \epsilon|\tau_l)|_{\text{M}_0\text{SWCA}}] - \text{tr} [|\rho(t_{N_g} - \epsilon|\tau_l)\rangle\langle\rho(t_{N_g} - \epsilon|\tau_l)|_{\text{M}_0\text{SWCA}}] \right) \quad (\text{D.67})$$

$$= 1 + \| |\rho(t_{N_g}|\tau_l)\rangle_{\text{M}_0\text{SWCA}} \|_2^2 - \| |\rho(t_{N_g-1}|\tau_l)\rangle_{\text{M}_0\text{SWCA}} \|_2^2. \quad (\text{D.68})$$

We can now use lemma D.1 to exchange $|\rho(t_{N_g}|\tau_l)\rangle_{\text{M}_0\text{SWCA}}$ and $|\rho(t_{N_g-1}|\tau_l)\rangle_{\text{M}_0\text{SWCA}}$ for $|[t_{N_g}|\tau_l]\rangle_{\text{M}_0\text{SWA}} |[t_{N_g}|\tau_l]\rangle_{\text{C}}$ and $|[t_{N_g-1}|\tau_l]\rangle_{\text{M}_0\text{SWA}} |[t_{N_g-1}|\tau_l]\rangle_{\text{C}}$ respectively up to the small errors dictated by the r.h.s. of eq. (D.24). Recall that $\| |[t_{N_g}|\tau_l]\rangle_{\text{M}_0\text{SWA}} |[t_{N_g}|\tau_l]\rangle_{\text{C}} \|_2$ is exponentially small in d^{ϵ^2} , while $\| |[t_{N_g-1}|\tau_l]\rangle_{\text{M}_0\text{SWA}} |[t_{N_g-1}|\tau_l]\rangle_{\text{C}} \|_2^2 = e^{-\epsilon_b} = 1 - \epsilon_b + \mathcal{O}(\epsilon_b)^2$. This gives us

$$\int_{\tau_l+T_0-t_1}^{\tau_l+T_0} dt P(t, +1|\tau_l) = 1 - \epsilon_r, \quad 0 < \epsilon_r \leq \epsilon_b + \mathcal{O}(\epsilon_b)^2 + \left(\sum_{k=1}^{N_g} \tilde{d}(\mathfrak{m}_{l,k}) \right) g(\bar{\epsilon}) \text{poly}(P) P^{-1/\sqrt{\bar{\epsilon}}}. \quad (\text{D.69})$$

We now set the free parameter ϵ_b . We choose

$$\epsilon_b = \left(\sum_{q=1}^{N_g} \tilde{d}(\mathfrak{m}_{l,q}) \right) P^{-1/(2\sqrt{\bar{\epsilon}})}. \quad (\text{D.70})$$

[The reason for this choice will become apparent later when bounding $|\delta E_1^{\text{before re}}|$. See line eq. (D.126)]. Thus plugging in to eq. (D.69) we find

$$\int_{\tau_l+T_0-t_1}^{\tau_l+T_0} dt P(t, +1|\tau_l) = 1 - \epsilon_r, \quad 0 < \epsilon_r \leq \left(\sum_{k=1}^{N_g} \tilde{d}(\mathfrak{m}_{l,k}) \right) g(\bar{\epsilon}) \text{poly}(P) P^{-1/(2\sqrt{\bar{\epsilon}})}. \quad (\text{D.71})$$

We now calculate $|\langle E^{\text{re}} \rangle|$ as a function of P . Since from eq. (V.8) we have $P'' \geq |\langle E^{\text{re}} \rangle|/T_0$, this in conjunction with eq. (D.71) will allow us to prove item 1) in Theorem 3.

$$-\langle E^{\text{re}} \rangle = \int_0^\infty ds \text{tr} [H'_{\text{M}_0\text{SWC}} \mathcal{D}_{\text{M}_0\text{SWC}}^{\text{re}} (\rho_{\text{M}_0\text{SWC}}(s|\tau_l))] \quad (\text{D.72})$$

$$= 2 \int_0^\infty ds \text{tr} [H_{\text{C}} |0\rangle\langle 0|_{\text{C}} \otimes \sum_{j=1}^{d-1} v_{j\text{C}} \langle \theta_j | \rho_{\text{M}_0\text{SWC}}(s|\tau_l) | \theta_j \rangle_{\text{C}}] \quad (\text{D.73})$$

$$+ 2 \sum_{l=1}^{N_g-1} \int_0^\infty ds \text{tr} \left[\left(I_{\text{M}_0\text{SW}}^{(l)} \otimes I_{\text{C}}^{(l)} \right) \left(|0\rangle\langle 0|_{\text{C}} \otimes \sum_{j=1}^{d-1} v_{j\text{C}} \langle \theta_j | \rho_{\text{M}_0\text{SWC}}(s|\tau_l) | \theta_j \rangle_{\text{C}} \right) \right] \quad (\text{D.74})$$

$$= {}_{\text{C}}\langle 0 | H_{\text{C}} | 0 \rangle_{\text{C}} \int_0^\infty ds P(t, +1|\tau_l) \quad (\text{D.75})$$

$$+ 2 \sum_{l=1}^{N_g-1} \text{tr} [I_{\text{C}}^{(l)} |0\rangle\langle 0|_{\text{C}}] \int_0^\infty ds \text{tr} [I_{\text{M}_0\text{SW}}^{(l)} V_{\text{C}} \rho_{\text{M}_0\text{SWC}}(s|\tau_l)] \quad (\text{D.76})$$

$$= {}_{\text{C}}\langle 0 | H_{\text{C}} | 0 \rangle_{\text{C}} \quad (\text{D.77})$$

$$- \sum_{l=1}^{N_g-1} \text{tr} [I_{\text{C}}^{(l)} |0\rangle\langle 0|_{\text{C}}] \int_0^\infty ds \text{tr} [I_{\text{M}_0\text{SW}}^{(l)} \frac{d}{ds} \rho_{\text{M}_0\text{SWC}}(s|\tau_l)] \quad (\text{D.78})$$

$$= {}_{\text{C}}\langle 0 | H_{\text{C}} | 0 \rangle_{\text{C}} + \sum_{l=1}^{N_g-1} \text{tr} [I_{\text{C}}^{(l)} |0\rangle\langle 0|_{\text{C}}] \text{tr} [I_{\text{M}_0\text{SW}}^{(l)} \rho_{\text{M}_0\text{SWC}}(0|\tau_l)] \quad (\text{D.79})$$

$$= \text{tr} [H'_{\text{M}_0\text{SWC}} \rho_{\text{M}_0\text{SWC}}(0|\tau_l)] \quad (\text{D.80})$$

$$= P T_0 + \delta \langle E^{\text{re}} \rangle_1 \quad (\text{D.81})$$

Where in eq. (D.80), we have used eq. (D.10) and where

$$\delta E_1^{\text{re}} := \text{tr} [H'_{\text{M}_0\text{SWC}} \rho_{\text{M}_0\text{SWC}}(t|\tau_l)] - \text{tr} [\rho_{\text{M}_0\text{SC}}^0 \rho_{\text{M}_0\text{SC}}(t|\tau_l)] \quad (\text{D.82})$$

$$= \sum_{q=1}^{N_g-1} \text{tr} [I_{M_0\text{SWC}}^{(q)} |m_{l,1}\rangle\langle m_{l,1}|_{M_{0,1}A_1} |0|\tau_l\rangle\langle 0|\tau_l|_{M_{0,1}WSA_1}] \text{tr} [I_C^{(q)} |\Psi(0)\rangle\langle\Psi(0)|_C] \quad (\text{D.83})$$

$$- \sum_{q=1}^{N_g} \text{tr} [I_{M_0\text{SC}}^{(q)} |m_{l,1}\rangle\langle m_{l,1}|_{M_{0,1}} \rho_{M_0\text{S}}^0] \text{tr} [I_C^{(q)} |\Psi(0)\rangle\langle\Psi(0)|_C], \quad (\text{D.84})$$

$$|\delta E_1^{\text{re}}| \leq g(\bar{\varepsilon}) \text{poly}(P) P^{-1/\sqrt{\bar{\varepsilon}}}. \quad (\text{D.85})$$

In inequalities eqs. (D.84) and (D.85), we have recalled definition eq. (III.6) and noted that the interaction terms have a vanishing contribution to the energy as proven in the proof of Theorem 2 from eq. (B.141) onwards.

Thus

$$P'' \geq |\langle E^{\text{re}} \rangle| / T_0 = P + \delta E_1^{\text{re}} / T_0. \quad (\text{D.86})$$

Therefore, there exists $x_0(\bar{\varepsilon}) > 0$, $P_0(\bar{\varepsilon}) > 0$ such that $P'' \geq x_0(\bar{\varepsilon})P$ for all $P \geq P_0(\bar{\varepsilon})$, $\bar{\varepsilon} > 0$. This concludes the proof of item 1) in Theorem 3.

For item 2) in Theorem 3, start by observing that the two-norm distance between two normalised states is an upper bound to the trace distance between said states (recall lemma B.5). Then note that lemma D.1 can easily be repeated for the normalised version of the states in eq. (D.24). This yields item 2) in 2-norm distance, up to a replacement of P'' with P . Using eq. (D.81), we can then convert from P to P'' .

We now prove item 3) in Theorem 3. Since we are using the same parametrizations as in Theorem 1, for case b), we have that eq. (B.152) holds, namely

$$f = \frac{1}{T_0} \left(\frac{T_0^2}{2\pi\bar{n}_0} P \right)^{1-\bar{\varepsilon}} + \delta f', \quad |\delta f'| \leq \frac{1}{T_0} + \mathcal{O} \left(\text{poly}(P) P^{-1/\sqrt{\bar{\varepsilon}}} \right) \text{ as } P \rightarrow \infty. \quad (\text{D.87})$$

In order to convert from P to P'' , we will need an upper bound for P'' in terms of P (we already have a lower bound via eq. (D.86).) This is

Observe that

$$\frac{d}{dt} \text{tr} [H'_{M_0\text{SWC}} \rho_{M_0\text{SWC}}(t|\tau_l)] = \text{tr} [H'_{M_0\text{SWC}} \mathcal{D}_C^{\text{no re}} (\rho_{M_0\text{SWC}}(t|\tau_l))], \quad (\text{D.88})$$

in the intervals where $\text{tr} [H'_{M_0\text{SWC}} \rho_{M_0\text{SWC}}(t|\tau_l)]$ is differentiable. Therefore, defining $N(t)$ as the largest integer N s.t. $t_{N+1} < t$ Recalling eq. (V.7) we have

$$\langle E^{\text{after re}} \rangle = - \int_0^\infty dt P(t, +1|\tau_l) \int_0^t \text{tr} [H'_{M_0\text{SWC}} \mathcal{D}_C^{\text{no re}} (\rho_{M_0\text{SWC}}(s|\tau_l))] ds. \quad (\text{D.89})$$

$$= - \int_0^\infty dt P(t, +1|\tau_l) \times \quad (\text{D.90})$$

$$\left(\sum_{j=0}^{N(t)} \lim_{\epsilon \rightarrow 0^+} \int_{t_j+\epsilon}^{t_{j+1}-\epsilon} \text{tr} [H'_{M_0\text{SWC}} \mathcal{D}_{M_0\text{SWC}}^{\text{no re}} (\rho_{M_0\text{SWC}}(s|\tau_l))] \right) + \lim_{\epsilon \rightarrow 0^+} \int_{t_{N+1}+\epsilon}^t \text{tr} [H'_{M_0\text{SWC}} \mathcal{D}_{M_0\text{SWC}}^{\text{no re}} (\rho_{M_0\text{SWC}}(s|\tau_l))] \quad (\text{D.91})$$

$$= - \int_0^\infty dt P(t, +1|\tau_l) \quad (\text{D.92})$$

$$\left(\sum_{j=0}^{N(t)} \lim_{\epsilon \rightarrow 0^+} \left[\text{tr} [H'_{M_0\text{SWC}} \rho_{M_0\text{SWC}}(t_{j+1} - \epsilon|\tau_l)] - \text{tr} [H'_{M_0\text{SWC}} \rho_{M_0\text{SWC}}(t_j + \epsilon|\tau_l)] \right] \right) \quad (\text{D.93})$$

$$+ \lim_{\epsilon \rightarrow 0^+} \left(\text{tr} [H'_{M_0\text{SWC}} \rho_{M_0\text{SWC}}(t|\tau_l)] - \text{tr} [H'_{M_0\text{SWC}} \rho_{M_0\text{SWC}}(t_{N+1} + \epsilon|\tau_l)] \right) \quad (\text{D.94})$$

$$= \int_0^\infty dt P(t, +1|\tau_l) \text{tr} [H'_{M_0\text{SWC}} \rho_{M_0\text{SWC}}(0|\tau_l)] + \delta E_1^{\text{after re}} \quad (\text{D.95})$$

$$- \int_0^\infty dt P(t, +1|\tau_l) \text{tr} [H'_{M_0\text{SWC}} \rho_{M_0\text{SWC}}(t|\tau_l)] \quad (\text{D.96})$$

$$= P T_0 + \delta E_1^{\text{re}} + \delta E_1^{\text{after re}} - \int_0^\infty dt P(t, +1|\tau_l) \text{tr} [H'_{M_0\text{SWC}} \rho_{M_0\text{SWC}}(t|\tau_l)], \quad (\text{D.97})$$

$$\leq PT_0 + \delta E_1^{\text{re}} + \delta E_1^{\text{after re}}. \quad (\text{D.98})$$

In line eq. (D.98) we have lower bounded the integral by zero since $\text{tr}[H'_{\text{M}_0\text{SWC}} \rho_{\text{M}_0\text{SWC}}(t|\tau_l)] \geq 0$ because $H'_{\text{M}_0\text{SWC}} \geq 0$ by definition and thus the integral is non-negative.

$$|\delta E_1^{\text{after re}}| \leq \int_0^\infty dt P(t, +1|\tau_l) \sum_{j=0}^\infty \left| \lim_{\epsilon \rightarrow 0^+} \left[\text{tr}[H'_{\text{M}_0\text{SWC}} \rho_{\text{M}_0\text{SWC}}(t_{j+1} - \epsilon|\tau_l)] - \text{tr}[H'_{\text{M}_0\text{SWC}} \rho_{\text{M}_0\text{SWC}}(t_{j+1} + \epsilon|\tau_l)] \right] \right| \quad (\text{D.99})$$

$$- \lim_{\epsilon \rightarrow 0^+} \text{tr}[H'_{\text{M}_0\text{SWC}} \rho_{\text{M}_0\text{SWC}}(t_{N+1} + \epsilon|\tau_l)] \quad (\text{D.100})$$

$$+ \sum_{j=0}^\infty \left| \text{tr} \left[H'_{\text{M}_0\text{SWC}} \left(|(t_{j+1}|\tau_l)\rangle\langle(t_{j+1}|\tau_l)|_{\text{M}_0\text{SWCA}} \right. \right. \right. \quad (\text{D.101})$$

$$\left. \left. \left. - U_{\text{M}_0, j+2A_{j+2}\text{M}_0, j+1A_{j+1}}^{(l, j+2)} |(t_{j+1}|\tau_l)\rangle\langle(t_{j+1}|\tau_l)|_{\text{M}_0\text{SWCA}} U_{\text{M}_0, j+2A_{j+2}\text{M}_0, j+1A_{j+1}}^{(l, j+2)\dagger} \right] \right| \quad (\text{D.102})$$

$$\leq \sum_{j=0}^\infty \left| \text{tr} \left[\left(I_{\text{M}_0\text{SW}}^{(j+1)} \otimes I_C^{(j+1)} \bar{\delta}_{j+1, N_g} + I_{\text{M}_0\text{SW}}^{(j+2)} \otimes I_C^{(j+2)} \bar{\delta}_{j+2, N_g} \right) \left(|(t_{j+1}|\tau_l)\rangle\langle(t_{j+1}|\tau_l)|_{\text{M}_0\text{SWCA}} \right. \right. \right. \quad (\text{D.103})$$

$$\left. \left. \left. - U_{\text{M}_0, j+2A_{j+2}\text{M}_0, j+1A_{j+1}}^{(l, j+2)} |(t_{j+1}|\tau_l)\rangle\langle(t_{j+1}|\tau_l)|_{\text{M}_0\text{SWCA}} U_{\text{M}_0, j+2A_{j+2}\text{M}_0, j+1A_{j+1}}^{(l, j+2)\dagger} \right] \right| \quad (\text{D.104})$$

$$\leq \sum_{j=0}^\infty \left\| \left(I_{\text{M}_0\text{SW}}^{(j+1)} \otimes I_C^{(j+1)} \bar{\delta}_{j+1, N_g} \right)^{1/2} |(t_{j+1}|\tau_l)\rangle_{\text{M}_0\text{SWCA}} \right\|_2 + \left\| \left(I_{\text{M}_0\text{SW}}^{(j+2)} \otimes I_C^{(j+2)} \bar{\delta}_{j+2, N_g} \right)^{1/2} |(t_{j+1}|\tau_l)\rangle_{\text{M}_0\text{SWCA}} \right\|_2 \quad (\text{D.105})$$

$$+ \left\| \left(I_{\text{M}_0\text{SW}}^{(j+1)} \otimes I_C^{(j+1)} \bar{\delta}_{j+1, N_g} \right)^{1/2} U_{\text{M}_0, j+2A_{j+2}\text{M}_0, j+1A_{j+1}}^{(l, j+2)} |(t_{j+1}|\tau_l)\rangle_{\text{M}_0\text{SWCA}} \right\|_2 \quad (\text{D.106})$$

$$+ \left\| \left(I_{\text{M}_0\text{SW}}^{(j+2)} \otimes I_C^{(j+2)} \bar{\delta}_{j+1, N_g} \right)^{1/2} U_{\text{M}_0, j+2A_{j+2}\text{M}_0, j+1A_{j+1}}^{(l, j+2)} |(t_{j+1}|\tau_l)\rangle_{\text{M}_0\text{SWCA}} \right\|_2 \quad (\text{D.107})$$

$$\leq \sum_{j=0}^\infty \bar{\delta}_{j+1, N_g} \left\| \left(I_{\text{M}_0\text{SW}}^{(j+1)} \otimes I_C^{(j+1)} \right)^{1/2} |[t_{j+1}|\tau_l]\rangle_{\text{M}_0\text{SWA}} |[t_{j+1}|\tau_l]\rangle_{\text{C}} \right\|_2 \quad (\text{D.108})$$

$$+ \bar{\delta}_{j+2, N_g} \left\| \left(I_{\text{M}_0\text{SW}}^{(j+2)} \otimes I_C^{(j+2)} \right)^{1/2} |[t_{j+1}|\tau_l]\rangle_{\text{M}_0\text{SWA}} |[t_{j+1}|\tau_l]\rangle_{\text{C}} \right\|_2 \quad (\text{D.109})$$

$$+ \bar{\delta}_{j+1, N_g} \left\| \left(I_{\text{M}_0\text{SW}}^{(j+1)} \otimes I_C^{(j+1)} \right)^{1/2} U_{\text{M}_0, j+2A_{j+2}\text{M}_0, j+1A_{j+1}}^{(l, j+2)} |[t_{j+1}|\tau_l]\rangle_{\text{M}_0\text{SWA}} |[t_{j+1}|\tau_l]\rangle_{\text{C}} \right\|_2 \quad (\text{D.110})$$

$$+ \bar{\delta}_{j+2, N_g} \left\| \left(I_{\text{M}_0\text{SW}}^{(j+2)} \otimes I_C^{(j+2)} \right)^{1/2} U_{\text{M}_0, j+2A_{j+2}\text{M}_0, j+1A_{j+1}}^{(l, j+2)} |[t_{j+1}|\tau_l]\rangle_{\text{M}_0\text{SWA}} |[t_{j+1}|\tau_l]\rangle_{\text{C}} \right\|_2 \quad (\text{D.111})$$

$$+ \bar{\delta}_{j+1, N_g} \left\| \left(I_{\text{M}_0\text{SW}}^{(j+1)} \otimes I_C^{(j+1)} \right)^{1/2} |\epsilon(j+1)\rangle \right\|_2 + \bar{\delta}_{j+2, N_g} \left\| \left(I_{\text{M}_0\text{SW}}^{(j+2)} \otimes I_C^{(j+2)} \right)^{1/2} |\epsilon(j+1)\rangle \right\|_2 \quad (\text{D.112})$$

$$+ \bar{\delta}_{j+1, N_g} \left\| \left(I_{\text{M}_0\text{SW}}^{(j+1)} \otimes I_C^{(j+1)} \right)^{1/2} U_{\text{M}_0, j+2A_{j+2}\text{M}_0, j+1A_{j+1}}^{(l, j+2)} |\epsilon(j+1)\rangle \right\|_2 \quad (\text{D.113})$$

$$+ \bar{\delta}_{j+2, N_g} \left\| \left(I_{\text{M}_0\text{SW}}^{(j+2)} \otimes I_C^{(j+2)} \right)^{1/2} U_{\text{M}_0, j+2A_{j+2}\text{M}_0, j+1A_{j+1}}^{(l, j+2)} |\epsilon(j+1)\rangle_{\text{M}_0\text{SWCA}} \right\|_2 \quad (\text{D.114})$$

$$\leq \sum_{j=0}^\infty 2\sqrt{4\pi\epsilon}^{-\epsilon_b t_{j+1}/(2T_0)} \delta_{(j+1)} \left(\bar{\delta}_{j+1, N_g} \left\| \left(I_C^{(j+1)} \right)^{1/2} |t_{j+1}\rangle_{\text{C}} \right\|_2 + \bar{\delta}_{j+2, N_g} \left\| \left(I_C^{(j+2)} \right)^{1/2} |t_{j+1}\rangle_{\text{C}} \right\|_2 \right) \quad (\text{D.115})$$

$$+ 2\sqrt{4\pi} \left(\bar{\delta}_{j+1, N_g} \left\| \left(I_C^{(j+1)} \right)^{1/2} \right\|_2 + \bar{\delta}_{j+2, N_g} \left\| \left(I_C^{(j+2)} \right)^{1/2} \right\|_2 \right) \|\epsilon(j+1)\|_2 \quad (\text{D.116})$$

$$\leq g(\bar{\epsilon}) \text{poly}(P) e^{-1/\sqrt{\bar{\epsilon}}} \left(\sum_{j=0}^{\infty} e^{-\varepsilon_b t_{j+1}/(2T_0)} \delta_{(j+1)} \right) \quad (\text{D.117})$$

$$+ \text{poly}(P) \left(\sum_{j=0}^{\infty} \|\epsilon(j+1)\|_C \right) \quad (\text{D.118})$$

$$\leq g(\bar{\epsilon}) \text{poly}(P) e^{-1/\sqrt{\bar{\epsilon}}} \left(N_g \sum_{k=0}^{\infty} e^{-\varepsilon_b k/2} e^{-\gamma_0 N_g k} \right) \quad (\text{D.119})$$

$$+ g(\bar{\epsilon}) \text{poly}(P) P^{-1/\sqrt{\bar{\epsilon}}} \left(\sum_{q=1}^{N_g} \tilde{d}(\mathfrak{m}_{l,q}) \right) \left(\sum_{j=1}^{\infty} e^{-\frac{\varepsilon_b}{2T_0} t_j} \frac{1 - e^{-\gamma_0 N_g (1+\beta'(j))}}{1 - e^{-\gamma_0 N_g}} \right) \quad (\text{D.120})$$

$$\leq g(\bar{\epsilon}) \text{poly}(P) e^{-1/\sqrt{\bar{\epsilon}}} \frac{N_g}{1 - e^{-(\gamma_0 N_g + \varepsilon_b/2)}} \quad (\text{D.121})$$

$$+ g(\bar{\epsilon}) \text{poly}(P) P^{-1/\sqrt{\bar{\epsilon}}} \left(\sum_{q=1}^{N_g} \tilde{d}(\mathfrak{m}_{l,q}) \right) \left((N_g + 1) \sum_{j=0}^{\infty} e^{-\frac{\varepsilon_b j}{2}} \frac{1 - e^{-\gamma_0 N_g (1+j)}}{1 - e^{-\gamma_0 N_g}} \right) \quad (\text{D.122})$$

$$\leq g(\bar{\epsilon}) \text{poly}(P) e^{-1/\sqrt{\bar{\epsilon}}} \quad (\text{D.123})$$

$$+ g(\bar{\epsilon}) \text{poly}(P) P^{-1/\sqrt{\bar{\epsilon}}} \left(\sum_{q=1}^{N_g} \tilde{d}(\mathfrak{m}_{l,q}) \right) \left(\frac{1}{1 - e^{-\varepsilon_b/2}} \right). \quad (\text{D.124})$$

$$= g(\bar{\epsilon}) \text{poly}(P) P^{-1/\sqrt{\bar{\epsilon}}} \left(\sum_{q=1}^{N_g} \tilde{d}(\mathfrak{m}_{l,q}) \right) \left(\frac{2}{\varepsilon_b + \mathcal{O}(\varepsilon_b^2)} \right). \quad (\text{D.125})$$

$$\leq g(\bar{\epsilon}) \text{poly}(P) P^{-1/(2\sqrt{\bar{\epsilon}})} \quad (\text{D.126})$$

In lines eqs. (D.103) and (D.104) we have used the fact that $I_{M_0\text{SW}}^{(j)}$ has support on $M_{0,j}\text{SW}$ only, and the unitary invariance of the trace. We have also defined $\bar{\delta}_{j+1, N_g}$ as

$$\bar{\delta}_{q,r} = \begin{cases} 0 & \text{if } q = r \\ 1 & \text{otherwise.} \end{cases} \quad (\text{D.127})$$

In line eq. (D.112) we have defined $|\epsilon(j+1)\rangle = |t_{j+1}|\tau_l\rangle_{M_0\text{SWCA}} - |t_{j+1}|\tau_l\rangle_{M_0\text{SWA}} |t_{j+1}|\tau_l\rangle_C$. In line eq. (D.115) we have used definitions eqs. (B.100), (C.4) and (D.20) together with the definition of the two norm.

In line eq. (D.117) we have used $\left(\bar{\delta}_{j+1, N_g} \left\| \left(I_C^{(j+1)} \right)^{1/2} |t_{j+1}\rangle_C \right\|_2 + \bar{\delta}_{j+2, N_g} \left\| \left(I_C^{(j+2)} \right)^{1/2} |t_{j+1}\rangle_C \right\|_2 \right) \leq g(\bar{\epsilon}) \text{poly}(P) e^{-1/\sqrt{\bar{\epsilon}}}$ (where the r.h.s. is j -independent) which follows from the proof on lemma B.2 and the parametrization of P in terms of d from the proof of Theorem 1. Similarly, in line eq. (D.118) we have used that $\left(\bar{\delta}_{j+1, N_g} \left\| \left(I_C^{(j+1)} \right)^{1/2} \right\|_2 + \bar{\delta}_{j+2, N_g} \left\| \left(I_C^{(j+2)} \right)^{1/2} \right\|_2 \right) \leq \text{poly}(P)$ (where the r.h.s. is j -independent) which follows from eq. (B.26) and the parametrization of P in terms of d in the proof of Theorem 1. In line eq. (D.120) we have applied lemma D.1. In lines eqs. (D.123) and (D.124) we have used that $N_g = \text{poly}(P)$. In line eq. (D.126) we used definition eq. (D.70).

Thus using the definition of P'' , eq. (V.8), and eq. (D.98), we conclude an upper bound on P'' of

$$P'' = \frac{\langle E^{\text{after re}} \rangle}{T_0} + \frac{|\langle E^{\text{re}} \rangle|}{T_0} \leq 2P + \frac{2\delta E_1^{\text{re}} + \delta E_1^{\text{after re}}}{T_0}. \quad (\text{D.128})$$

Therefore, taking into account eq. (D.86), we conclude that there exists $\kappa_1 \in [1, 2]$ such that

$$P = \frac{P''}{\kappa_1} + \delta P'', \quad |\delta P''| \leq 2|\delta E_1^{\text{re}}| + |\delta E_1^{\text{after re}}|. \quad (\text{D.129})$$

Recall that \tilde{n}_0 is a free parameter of the model in the interval $(0, 1)$ [see text below eq. (B.126)]. We can therefore choose $\tilde{n}_0 = 1/(2\pi\kappa_1)$. Finally, to remove the $\delta P''$ from the bound on f , we Taylor expand about the point $\delta P'' = 0$ analogously to the expansion in δd in eq. (B.149). This concludes the derivation of item 3) in Theorem 3. ■

3. Generation of a classical signal when each renewal process occurs

Consider the mapping $\{J_C^j\}_j \rightarrow \{\tilde{J}_{CR}^j\}_j$, where $\tilde{J}_C^j := J_C^j \otimes J_R$, $J_R := |1\rangle\langle 0|_R + |2\rangle\langle 1|_R + \dots + |N_T\rangle\langle N_T - 1|_R + |0\rangle\langle N_T|_R$ and $\{J_C^j\}_j$ are defined in appendix D 1. It can readily be seen from the dynamical semigroup that if the register on R is initiated to $|0\rangle_R$ —a product state with the rest of the system—then the dynamics leads to a probabilistic mixture over product states with the register and the rest of the system with the register in one of the states $\mathcal{C}_R := \{|l\rangle_R\}_l$. Moreover, the state of the register keeps track of the partitioning of the ensemble into the number of renewals which have occurred at time t . To see this, note that if the l^{th} renewal occurs in the infinitesimal interval $[t, t + \delta t]$, then the register transitions from the state $|l - 1\rangle_R$ to $|l\rangle_R$ within said infinitesimal interval. This follows inductively by using the Markovian property of the dynamical semigroup and expand the dynamics to leading order in δt at time t . When the register runs out of memory (i.e. after recording $N_T \in \mathbb{N}_{>0}$ renewals) it resets to $|0\rangle_R$ and starts again. This is to say, the solution to the new dynamical semigroup at time $\tau = \tau_l + t$ can be written in the form

$$\rho_{M_0\text{SWCR}}(\tau) = \sum_{l=0}^{\infty} P(t|\tau_l) \rho_{M_0\text{SWC}}(t|\tau_l) \otimes |l \bmod N_T\rangle\langle l \bmod N_T|_R, \quad (\text{D.130})$$

where $\text{tr}_R[\rho_{M_0\text{SWCR}}(\tau)]$ is the solution to the dynamical semigroup described in appendix D 1 and to which Theorem 3 applies—c.f eq. (D.9). Here the modulo arithmetic is required due to the resetting of the counter when it runs out of memory. In practice one could just choose N_T large enough so that it does not run out over the relevant timescales over which the quantum fractional computer is running.

Therefore, as discussed in section VI, this classical register serves as a counter which changes approximately periodically once every $1/f_{\text{bus}} = T_0$. It can thus be classically monitored in order to keep the oscillator on C_2 synced.

-
- [1] L. K. Grover, A fast quantum mechanical algorithm for database search, in *Proceedings of the twenty-eighth annual ACM symposium on Theory of computing - STOC '96* (ACM Press, 1996).
 - [2] P. W. Shor, Polynomial-time algorithms for prime factorization and discrete logarithms on a quantum computer, *SIAM Journal on Computing* **26**, 1484–1509 (1997).
 - [3] V. Giovannetti, S. Lloyd, and L. Maccone, Quantum measurement bounds beyond the uncertainty relations, *Physical Review Letters* **108**, 10.1103/physrevlett.108.260405 (2012).
 - [4] L. Maccone and A. Ricciardi, Squeezing metrology: a unified framework, *Quantum* **4**, 292 (2020).
 - [5] A. Jenkins, Self-oscillation, *Physics Reports* **525**, 167–222 (2013).
 - [6] A. Bachtold, J. Moser, and M. I. Dykman, Mesoscopic physics of nanomechanical systems, *Rev. Mod. Phys.* **94**, 045005 (2022).
 - [7] P. Strasberg, C. W. Wächtler, and G. Schaller, Autonomous implementation of thermodynamic cycles at the nanoscale, *Physical Review Letters* **126**, 10.1103/physrevlett.126.180605 (2021).
 - [8] C. W. Wächtler, P. Strasberg, S. H. L. Klapp, G. Schaller, and C. Jarzynski, Stochastic thermodynamics of self-oscillations: the electron shuttle, *New Journal of Physics* **21**, 073009 (2019).
 - [9] P. Strasberg, C. W. Wächtler, and G. Schaller, Autonomous implementation of thermodynamic cycles at the nanoscale, *Phys. Rev. Lett.* **126**, 180605 (2021).
 - [10] O. Culhane, M. T. Mitchison, and J. Goold, Extractable work in quantum electromechanics, *Physical Review E* **106**, 10.1103/physreve.106.1032104 (2022).
 - [11] O. Culhane, M. J. Kewming, A. Silva, J. Goold, and M. T. Mitchison, Powering an autonomous clock with quantum electromechanics (2023), arXiv:2307.09122.
 - [12] A. Rivas and S. F. Huelga, *Open Quantum Systems: An Introduction* (Springer Berlin Heidelberg, 2012).
 - [13] U. Weiss, *Quantum Dissipative Systems* (WORLD SCIENTIFIC, 2008).
 - [14] B. Eastin and E. Knill, Restrictions on transversal encoded quantum gate sets, *Phys. Rev. Lett.* **102**, 110502 (2009).
 - [15] J. Coleman, C. Newman, and Y.-H. Lee, Multi-core intra-process clock synchronization, in *2021 IEEE International Symposium on Precision Clock Synchronization for Measurement, Control, and Communication (ISPCS)* (IEEE, 2021).
 - [16] C. Wang, X. Yi, J. Mawdsley, M. Kim, Z. Wang, and R. Han, An on-chip fully electronic molecular clock based on sub-terahertz rotational spectroscopy, *Nature Electronics* **1**, 421–427 (2018).
 - [17] A. P. T. Dost and M. P. Woods, Quantum advantages in timekeeping: dimensional advantage, entropic advantage and how to realise them via berry phases and ultra-regular spontaneous emission (2023), arXiv.2303.10029.

- [18] L. B. Levitin, Physical limitations of rate, depth, and minimum energy in information processing, *International Journal of Theoretical Physics* **21**, 299 (1982).
- [19] N. Margolus and L. B. Levitin, The maximum speed of dynamical evolution, *Physica D: Nonlinear Phenomena* **120**, 188 (1998).
- [20] A. del Campo, I. L. Egusquiza, M. B. Plenio, and S. F. Huelga, Quantum speed limits in open system dynamics, *Phys. Rev. Lett.* **110**, 050403 (2013).
- [21] F. Meier, E. Schwarzahans, P. Erker, and M. Huber, Fundamental accuracy-resolution trade-off for timekeeping devices, *Phys. Rev. Lett.* **131**, 220201 (2023).
- [22] B. Shanahan, A. Chenu, N. Margolus, and A. del Campo, Quantum speed limits across the quantum-to-classical transition, *Phys. Rev. Lett.* **120**, 070401 (2018).
- [23] M. Okuyama and M. Ohzeki, Quantum speed limit is not quantum, *Phys. Rev. Lett.* **120**, 070402 (2018).
- [24] H. Salecker and E. P. Wigner, Quantum limitations of the measurement of space-time distances, *Phys. Rev.* **109**, 571 (1958).
- [25] A. Peres, Measurement of time by quantum clocks, *American Journal of Physics* **48**, 552–557 (1980).
- [26] M. P. Woods, R. Silva, and J. Oppenheim, Autonomous quantum machines and finite-sized clocks, *Annales Henri Poincaré* **20**, 125 (2019).
- [27] M. P. Woods, R. Silva, G. Pütz, S. Stupar, and R. Renner, Quantum clocks are more accurate than classical ones, *PRX Quantum* **3**, 010319 (2022).
- [28] S. Lloyd, Ultimate physical limits to computation, *Nature* **406**, 1047 (2000).
- [29] M. P. Woods and M. Horodecki, Autonomous quantum devices: When are they realizable without additional thermodynamic costs?, *Phys. Rev. X* **13**, 10.1103/physrevx.13.011016 (2023).
- [30] T. Hoefler, T. Häner, and M. Troyer, Disentangling hype from practicality: On realistically achieving quantum advantage, *Communications of the ACM* **66**, 82–87 (2023).
- [31] T. J. Baker, S. N. Saadatmand, D. W. Berry, and H. M. Wiseman, The heisenberg limit for laser coherence, *Nature Physics* **17**, 179 (2021).
- [32] H. A. Loughlin and V. Sudhir, Quantum noise and its evasion in feedback oscillators, *Nature Communications* **14**, 10.1038/s41467-023-42739-9 (2023).
- [33] G. Tóth and I. Apellaniz, Quantum metrology from a quantum information science perspective, *Journal of Physics A: Mathematical and Theoretical* **47**, 424006 (2014).
- [34] D. A. Trifonov, Generalized intelligent states and squeezing, *Journal of Mathematical Physics* **35**, 2297–2308 (1994).
- [35] W. Rudin, *Principles of Mathematical Analysis*, International series in pure and applied mathematics (McGraw-Hill, 1976).
- [36] M. A. Nielsen and I. L. Chuang, *Quantum Computation and Quantum Information* (Cambridge University Press, Cambridge, England, 2012).
- [37] G. Lindblad, On the generators of quantum dynamical semigroups, *Communications in Mathematical Physics* **48**, 119–130 (1976).
- [38] V. Gorini, A. Kossakowski, and E. C. G. Sudarshan, Completely positive dynamical semigroups of n-level systems, *Journal of Mathematical Physics* **17**, 821–825 (1976).