

# Characterization of the combustion of terpene biofuels with the help of high-resolution mass spectrometry

**Philippe Dagaut<sup>1</sup>**

**Co-workers : Zahraa Dbouk<sup>1</sup>, Nesrine Belhadj<sup>1,2</sup>, Maxence Lailliau<sup>1,2</sup>, Roland Benoit<sup>1</sup>**



<sup>1</sup>Centre National de la Recherche Scientifique - 1C Avenue de la Recherche Scientifique, Orléans, France

<sup>2</sup>Université d'Orléans, Avenue de Parc Floral, Orléans, France

# **Outline**

**Introduction**

**Methods**

**Results and Discussion**

**Conclusion**

## 1 Introduction

Terpenes are naturally emitted by vegetation. They represent an important fraction of volatile organic compounds (VOCs) present in the troposphere.

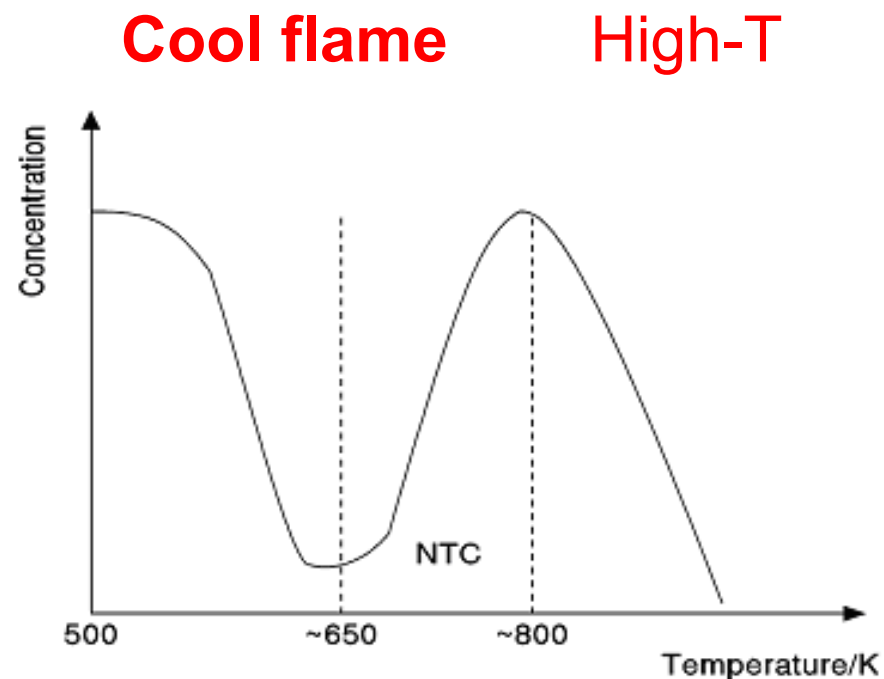
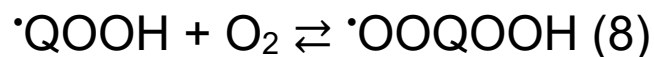
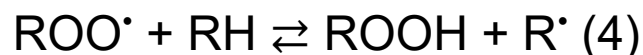
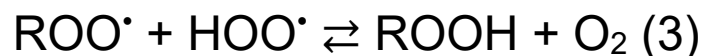
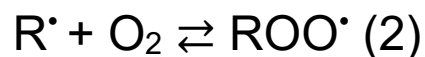
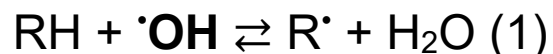
Because of their **high-energy-density**, they could potentially be used as **biojet fuels** for greener transportation. The introduction of terpenes as fuel would contribute inevitably to increased emissions into the troposphere via unburnt fuel emissions and evaporation during, e.g., refueling.

Although, the kinetics of oxidation of terpenes under simulated tropospheric conditions has been extensively studied, a good knowledge of the numerous oxidation processes involved has not been reached.

Regarding the kinetics of combustion of this class of compounds, even less is known since, to our knowledge, only flame speeds and impact on ignition have been studied.

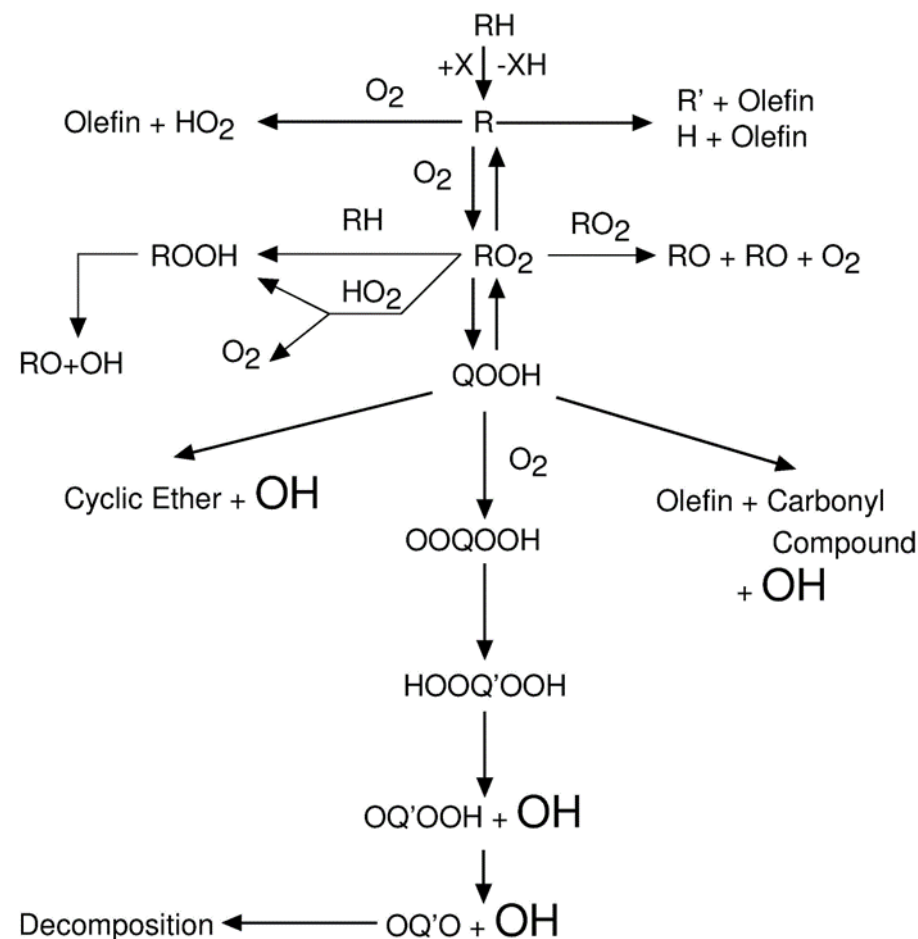
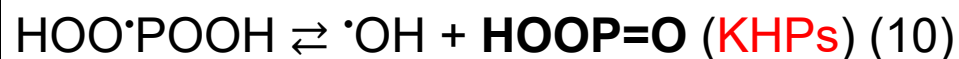
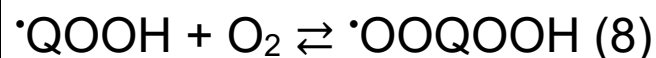
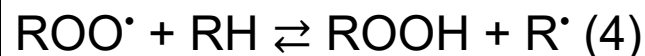
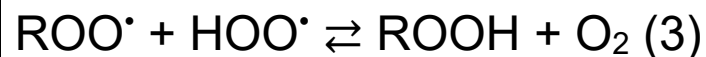
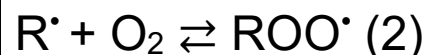
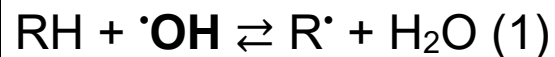
## Combustion chemistry (simplified)

In combustion we consider that **autoxidation** of hydrocarbons (RH) produces oxygenated products such as ketohydroperoxides (**KHPs**) which lead to chain branching via decomposition:

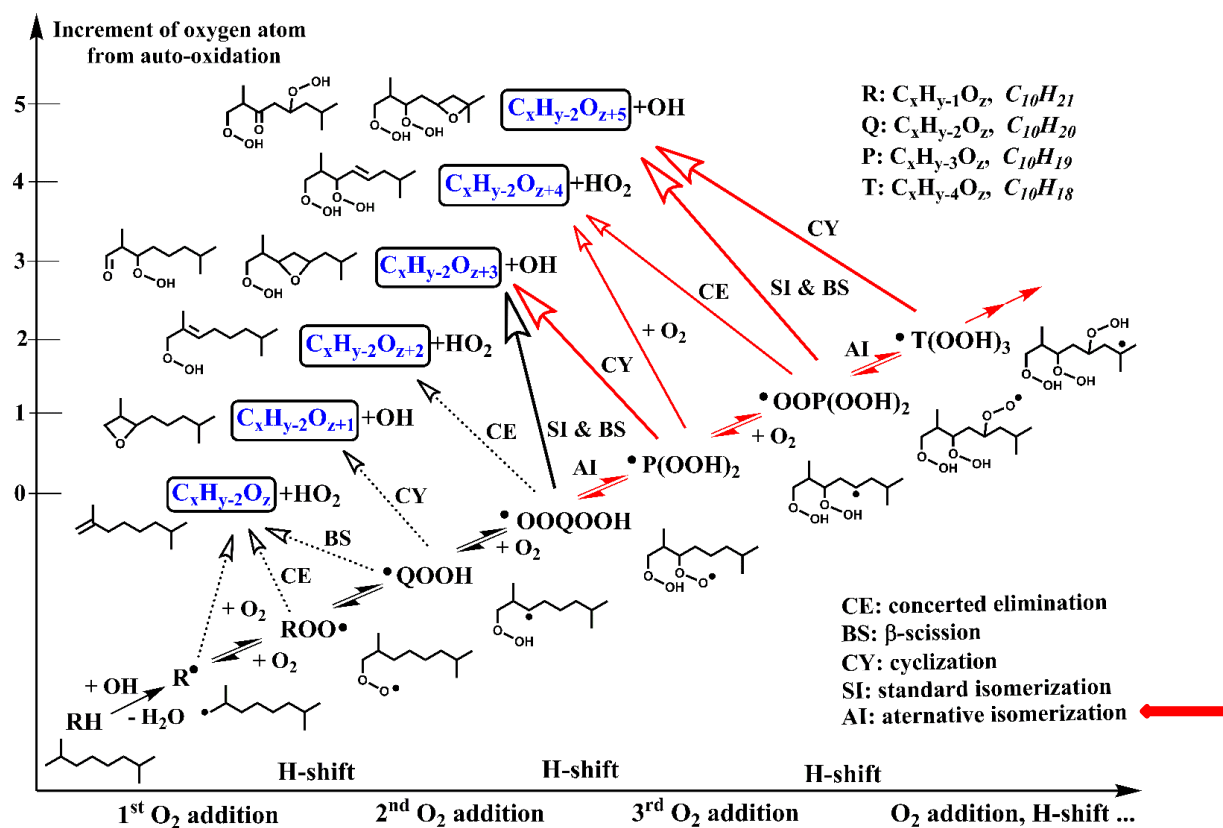


Fuel concentration vs. temperature

## Combustion chemistry (simplified)

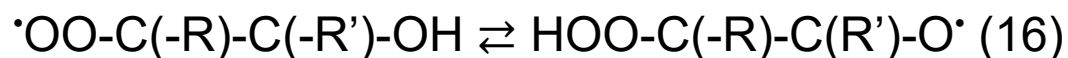
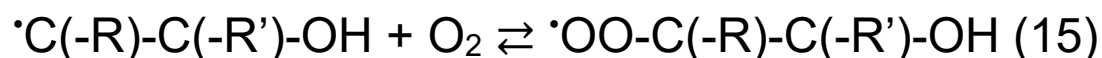


**Besides**, the production of **highly oxidized organic products** in cool flames of alkanes, cycloalkanes, alcohols, aldehydes, ethers, and esters has been reported (Wang *Combust. Flame* **187** (2018) 199-216; Wang *PNAS* **114** (2017) 13102-13107; Belhadj *Combust. Flame* **222** (2020) 133-144). This alternative oxidation pathway proceeds via an H-shift in the  $\cdot\text{OOQOOH}$  intermediate involving a H-C group other than the H-C(OOH)- group responsible for the formation of KHPs. It opens **new oxidation pathways**



Source: Wang et al., *PNAS* **114** (2017) 13102-13107

In the case of **unsaturated reactant**, the **Waddington** mechanism, which involves **·OH** addition to the C=C double bond followed by O<sub>2</sub> addition and H-shift from the –OH group to the –OO· peroxy group, followed by decomposition, can occur:



Through this mechanism, the **OH** radical initially consumed is finally regenerated in Reaction (17).

Also, as demonstrated initially in the liquid phase, the **Korcek** mechanism, which transforms  $\gamma$ -**ketohydroperoxides** into a carboxylic acid and a ketone or an aldehyde, can occur.

The production of these chemicals via the Korcek mechanism has been suggested to happen under tropospheric conditions and has also been introduced in recently proposed combustion kinetic reaction mechanisms (Ranzi *Combust. Flame* **162** (2015) 1679-1691; Xie *Combust. Flame* **242** (2022) 112177).

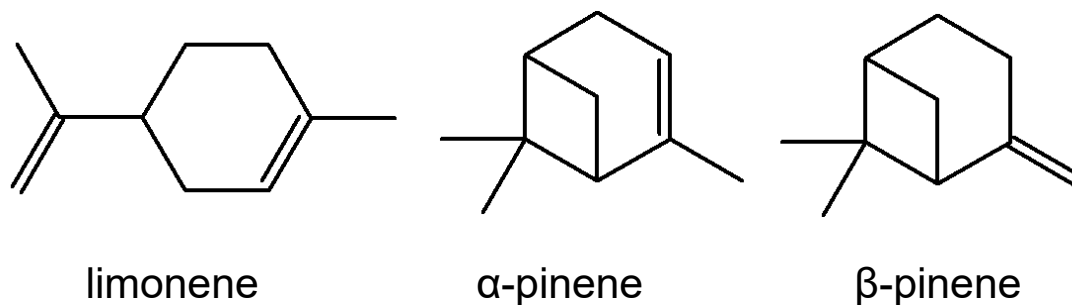
Further evidence of the occurrence of that mechanism has been presented recently (Popolan-Vaida, *Angewandte Chemie-Int. Ed.* **61** (2022) 9168-9168).



Finally, the potential formation of **aromatic or polyunsaturated products** from the oxidation of terpenes or simple surrogates has not received much attention whereas aromatics are recognized to play a role in secondary organic aerosols formation (Li, *Chem* **8** (2022) 2688-2699).

**This study aims to:**

- better characterize the autoxidation products of terpenes
- investigate the formation of aromatics/polyunsaturated products there.



To this end, we performed oxidation experiments in a JSR at 1 bar and oxidation products were characterized using a range of complementary analytical techniques.

## 2 Methods


### 2.1 JSR Experiments

A fused silica JSR (42 mL) was used.

The fuels were pumped using a HPLC pump with an online degasser. The fuels were delivered to a vaporizer assembly fed with a flow of  $N_2$ . Fuel- $N_2$  and  $O_2$ - $N_2$  flowed separately to the JSR to avoid premature oxidation before reaching the reactor. Mass flow meters were used.

A thermocouple (0.1 mm Pt-Pt/Rh-10%) was moved along the vertical axis of the JSR to verify thermal homogeneity (gradients of  $< 1$  K/cm).

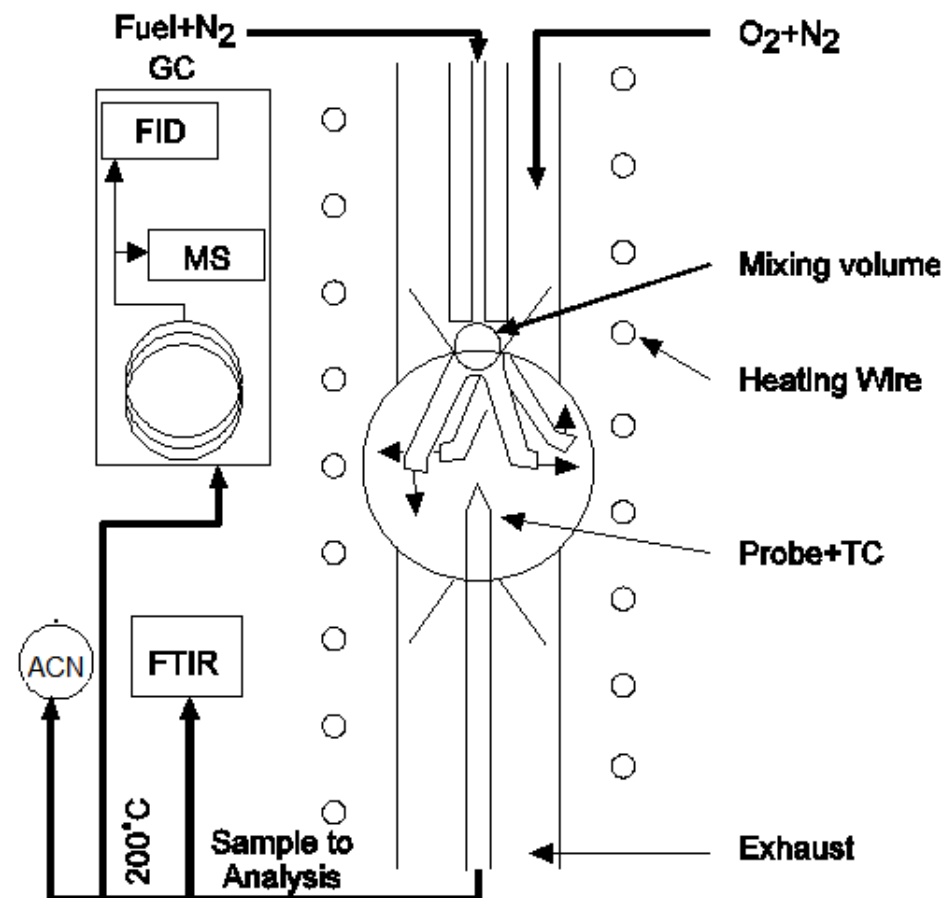
We oxidized 1% of fuel at 1 bar, in excess of  $O_2$  ( $\phi = 0.5$ ), at a residence time of 1.5 s, over the T-range 520-680 K.



# JSR Experimental Set-Up

Low-P **samples** taken by sonic probe sampling for

- Trapping in cool acetonitrile, **HPLC-HRMS**.
- on-line **FTIR** analyses



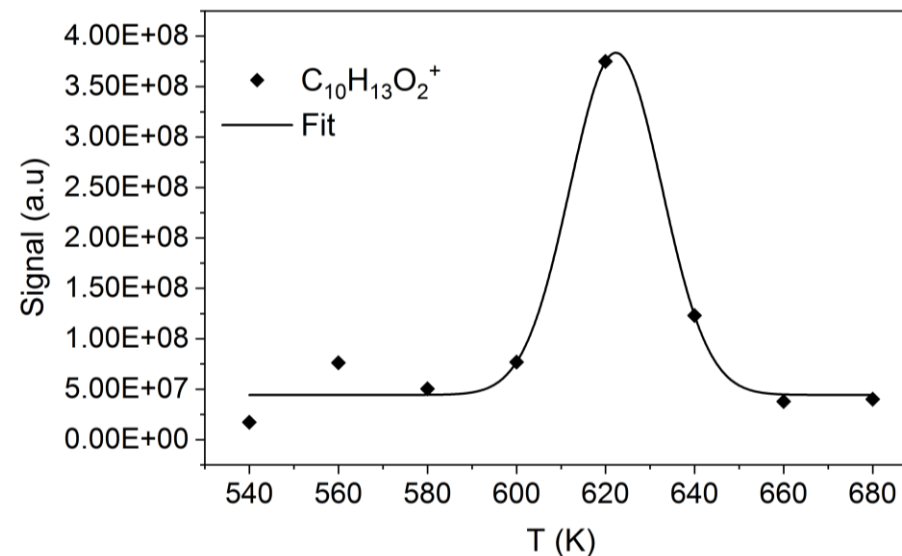
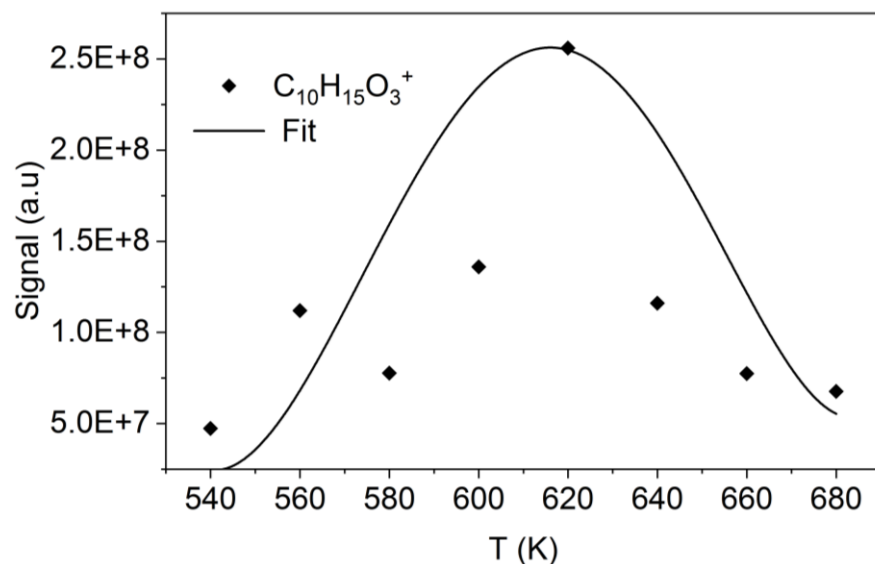


## 2.2 Chemical analyzes

- Low-temperature oxidation products were collected by bubbling gas samples for 60 min into 20 mL of UHPLC grade  $\geq 99.9$  acetonitrile (ACN) maintained at 273 K.
- We conducted flow injection analyses/heated electrospray ionization (FIA/HESI or APCI).
- Reverse-phase ultra-high-performance liquid chromatography (RP-UHPLC) analyses conducted using a  $C_{18}$  analytical column. Atmospheric pressure chemical ionization (APCI) was used in positive and negative modes for the ionization of products.
- Determination of the chemical structure of oxidation products by MS/MS (HCD 10 eV).
- 2,4-Dinitrophenylhydrazine was used to assess the presence of carbonyl compounds.
- The fast OH/OD exchange was used to assess to the presence of a hydroxyl (-OH) or hydroperoxyl (-OOH) groups in oxidation products: 300  $\mu$ L of high-purity  $D_2O$  added to 1 mL of samples reacting for 20 min. Solution analyzed by FIA-HESI-HRMS and UHPLC-APCI-HRMS.

### 3 Results and Discussion

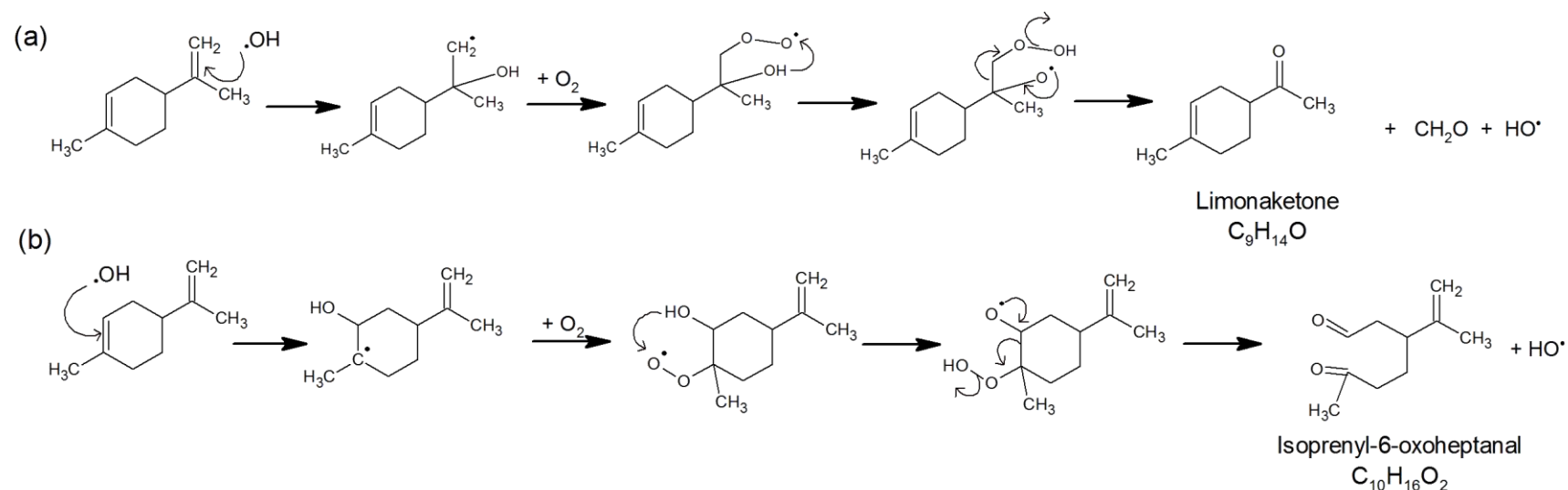
A broad range of oxidation products ranging from water to highly oxygenated products, containing five and more O-atoms, was detected:  $C_7H_{10}O_{4,5}$ ,  $C_8H_{12}O_{2,4}$ ,  $C_8H_{14}O_{2,4}$ ,  $C_9H_{12}O$ ,  $C_9H_{14}O_{1,3-5}$ ,  $C_{10}H_{12}O_2$ ,  $C_{10}H_{14}O_{1-9}$ ,  $C_{10}H_{16}O_{2-5}$ , and  $C_{10}H_{18}O_6$ .



HRMS signal obtained for **limonene** products of oxidation. The data for **KHPs** and isomers ( $C_{10}H_{14}O_3$ ) and **diketones** and isomers ( $C_{10}H_{12}O_2$ ) were obtained via FIA and HESI (+), i.e.,  $C_{10}H_{15}O_3^+$   $m/z$  183.1015 and  $C_{10}H_{13}O_2^+$   $m/z$  165.0910, respectively.

(Dbouk et al., *J. Phys. Chem. A* **126** (2022), 9087–9096)

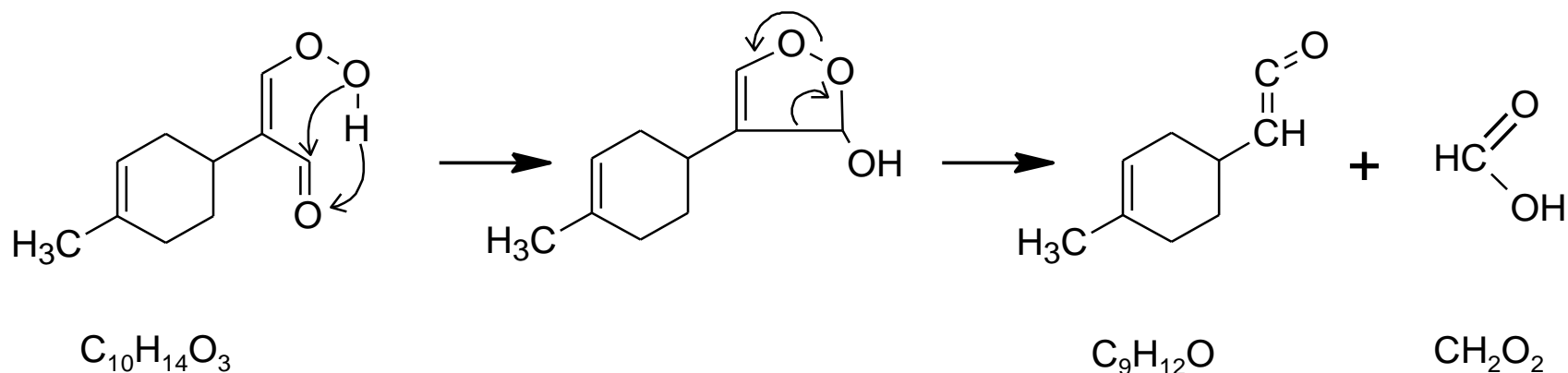
Carbonyl compounds from the **Waddington** mechanism on *exo*- and *endo*-double bonds (C=C) were observed as well as their products of further oxidation. The earlier reported (Witkowski et al. *Environ. Sci. Technol.* **52** (2018) 11583-11590) higher reactivity of the *endo* double bond vs the *exo* double bond seems to be confirmed here since higher ion signal was obtained for isoprenyl-6-oxoheptanal (C<sub>10</sub>H<sub>17</sub>O<sub>2</sub><sup>+</sup>) than for limonaketone (C<sub>9</sub>H<sub>15</sub>O<sup>+</sup>).



Oxidation of *exo*- (a) and *endo*- (b) cyclic C=C groups in limonene via the **Waddington mechanism**.

Products of the **Korcek** mechanism (carboxylic acids and carbonyls) were also detected. Among the 18 KHPs deriving from limonene oxidation, four isomers could decompose according to the Korcek mechanism but only one will likely form a cyclic organic peroxide intermediate between the carbonyl and OOH groups which yields carbonyl compound,  $C_9H_{12}O$ , and formic acid,  $CH_2O_2$  by decomposition. Both products were detected in this study.

Based on the present identification of 1-methyl cyclohexene oxidation products, one can say that mechanism occurs also.

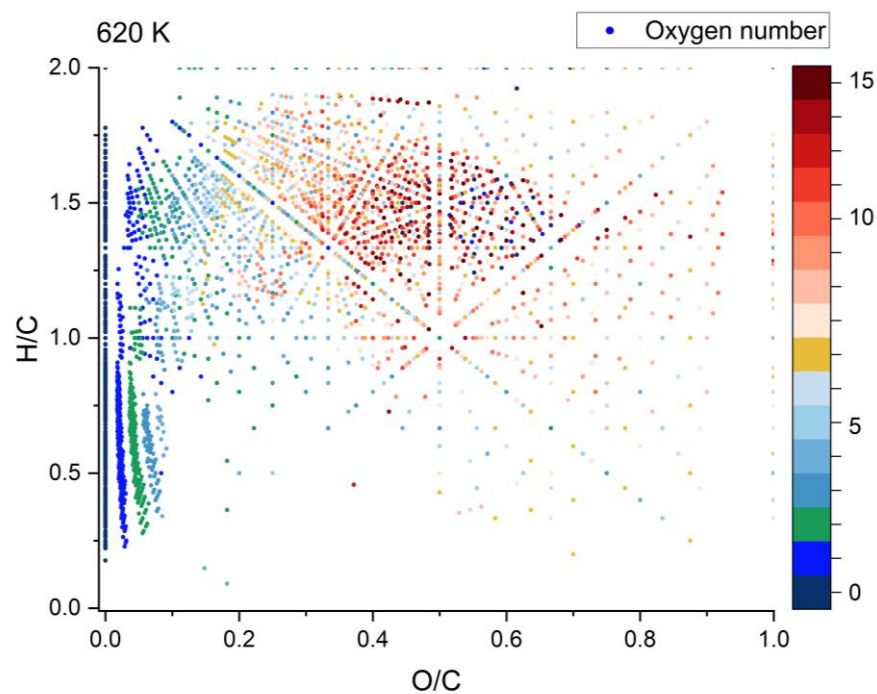


**Korcek mechanism** forming  $C_9H_{12}O$  and  $CH_2O_2$ .

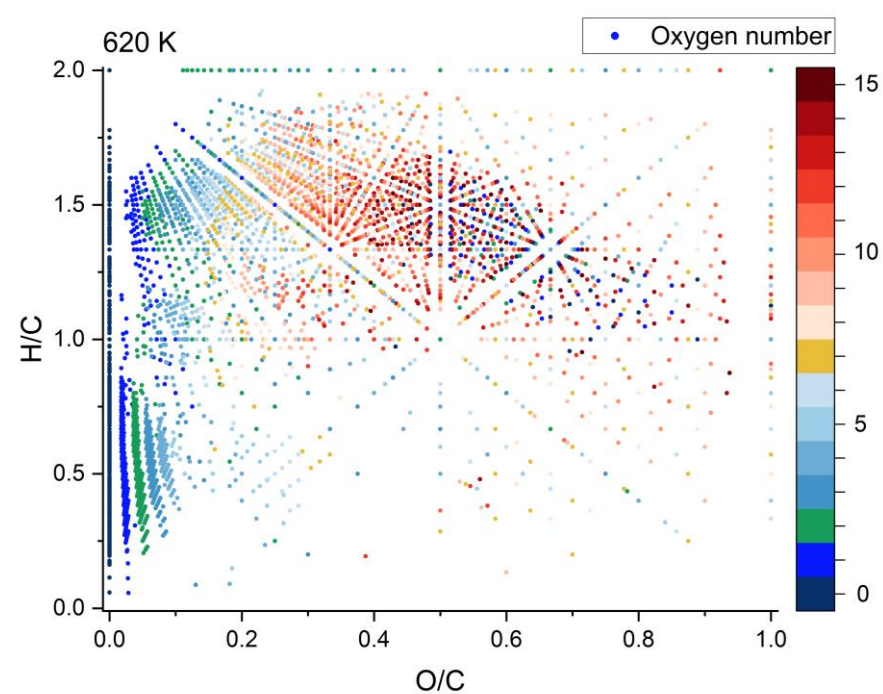


# HOMs and polyunsaturated/aromatics formation

## Limonene

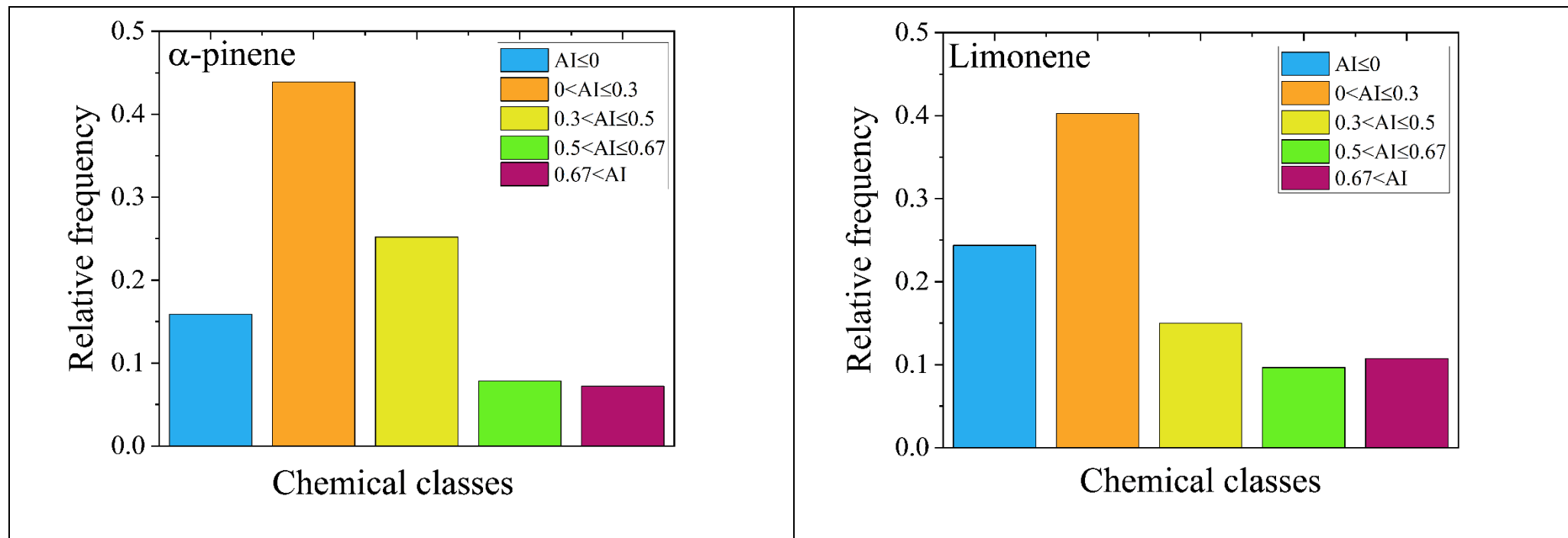


## $\alpha$ -Pinene



Van Krevelen plot for terpenes oxidation products at 620 K 'Oxygen number' stands for number of oxygen atoms in chemical formulas.

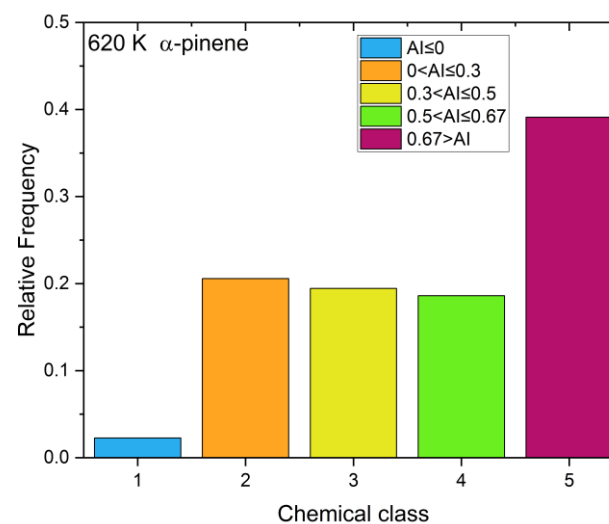
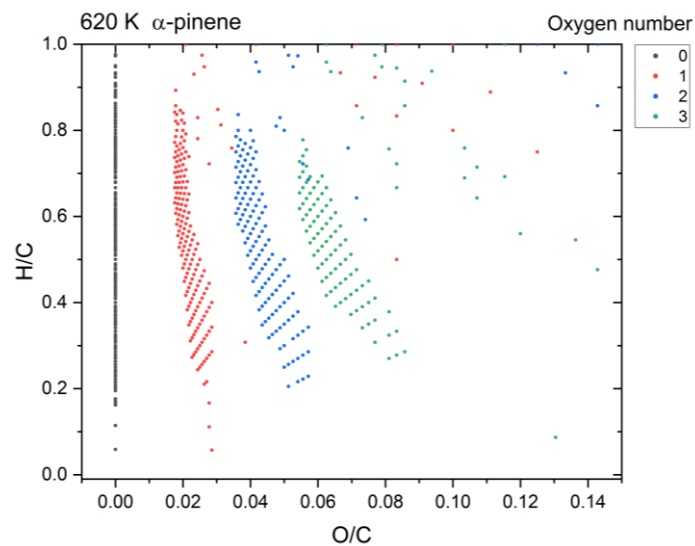
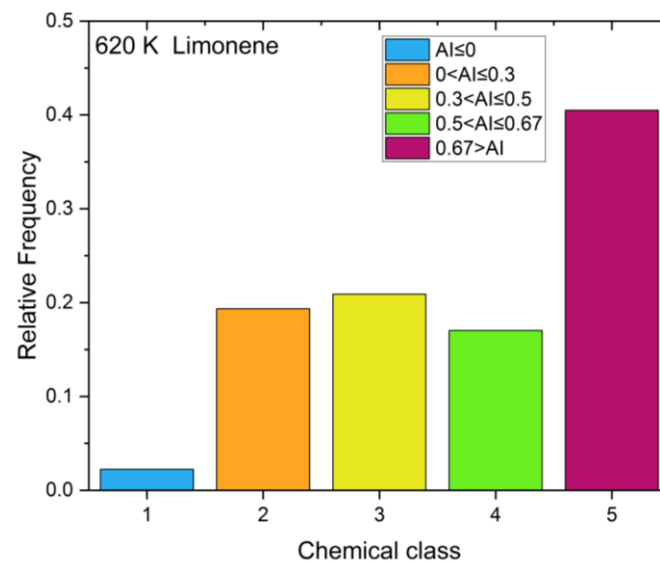
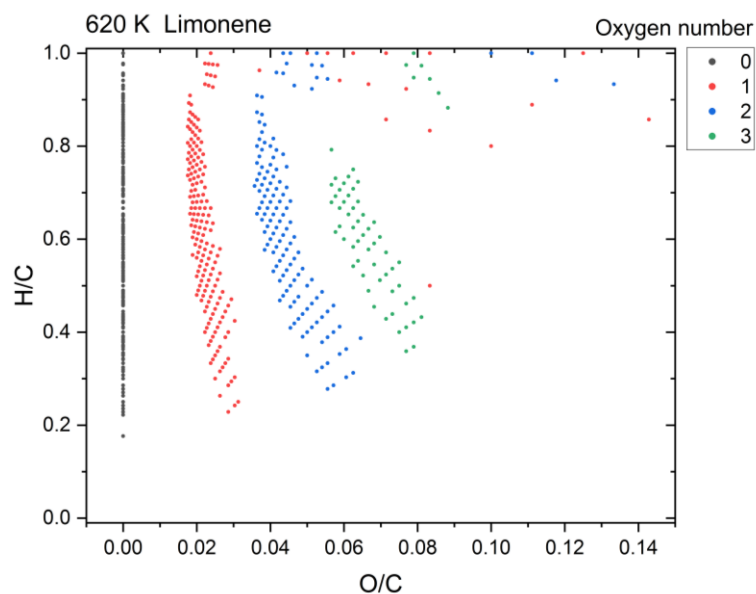
# Aromaticity index (full dataset)



$AI_{\text{mod}} = (1+C - 0.5 \times O - 0.5 \times H)/(C - 0.5 \times O)$ ; C, H, and O are the # of atoms in the chemical formulas

Color-coding: Aliphatics; naphtenic/unsaturated; more unsaturated; aromatics; polyaromatics

# Aromaticity index (subset): VK plot and frequency of occurrence of chemical classes



## 4 Conclusions

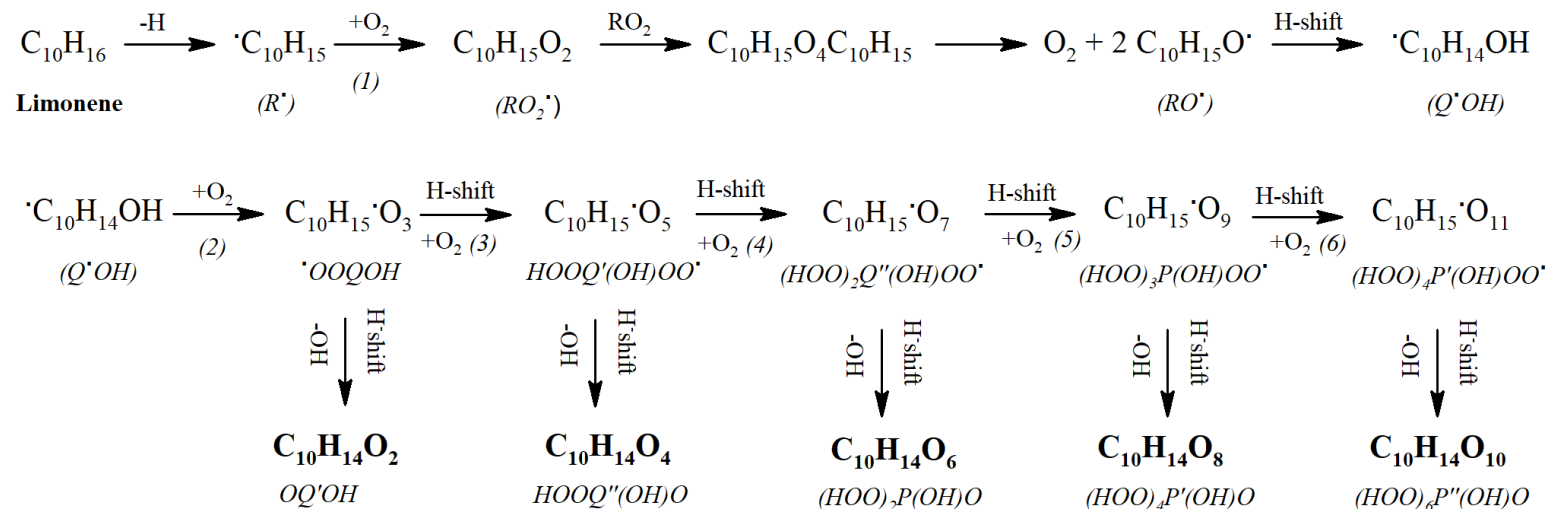
- A broad range of complex oxidation products formed during cool flame of terpenes or surrogates.
- Reaction pathways include autoxidation, the Korcek mechanism, the Waddington mechanism on *exo*- and *endo*-double bonds (C=C) and autoxidation of its products.
- The formation of aromatic and polyunsaturated products was observed during the autoxidation of terpenes.
- We demonstrated the complexity of oxidation routes and products in the present chemical system. Our results are expected to help build detailed chemical kinetic reaction schemes for the oxidation of the terpene class of fuel.
- The oxidation products observed here will likely be released into the troposphere, potentially increasing the pool of VOCs which, in turn will contribute to particulates formation

## 5 Acknowledgments

Financial support from CPER and EFRD (PROMESTOCK and APPROPOR-e projects), the French Ministry of Research (MESRI), the Labex CAPRYSES (ANR-11-LABX-0006) and the Labex VOLTAIRE (ANR-10-LABX-100) is gratefully acknowledged.



(a)



(b)

