



HAL
open science

Restoring the reef: Coral restoration yields rapid impacts on certain fish assemblages

Stéphanie Krimou, Xavier Raick, Ethel Mery, Jeremy Carlot, Camille Carpentier, Jérôme Sowinski, Lucille Sowinski, Lana Minier, Natacha Roux, Tehani Maueau, et al.

► To cite this version:

Stéphanie Krimou, Xavier Raick, Ethel Mery, Jeremy Carlot, Camille Carpentier, et al.. Restoring the reef: Coral restoration yields rapid impacts on certain fish assemblages. *Estuarine, Coastal and Shelf Science*, 2024, pp.108734. <10.1016/j.ecss.2024.108734>. <hal-04526895>

HAL Id: hal-04526895

<https://hal.science/hal-04526895v1>

Submitted on 29 Mar 2024

HAL is a multi-disciplinary open access archive for the deposit and dissemination of scientific research documents, whether they are published or not. The documents may come from teaching and research institutions in France or abroad, or from public or private research centers.

L'archive ouverte pluridisciplinaire HAL, est destinée au dépôt et à la diffusion de documents scientifiques de niveau recherche, publiés ou non, émanant des établissements d'enseignement et de recherche français ou étrangers, des laboratoires publics ou privés.




HAL Authorization

Journal Pre-proof

Restoring the reef: Coral restoration yields rapid impacts on certain fish assemblages

Stéphanie Krimou, Xavier Raick, Ethel Mery, Jeremy Carlot, Camille Carpentier, Jérôme Sowinski, Lucille Sowinski, Lana Minier, Natacha Roux, Tehani Maueau, Frédéric Bertucci, David Lecchini



PII: S0272-7714(24)00122-7

DOI: <https://doi.org/10.1016/j.ecss.2024.108734>

Reference: YECSS 108734

To appear in: *Estuarine, Coastal and Shelf Science*

Received Date: 13 December 2023

Revised Date: 6 March 2024

Accepted Date: 23 March 2024

Please cite this article as: Krimou, Sté., Raick, X., Mery, E., Carlot, J., Carpentier, C., Sowinski, Jé., Sowinski, L., Minier, L., Roux, N., Maueau, T., Bertucci, Frée., Lecchini, D., Restoring the reef: Coral restoration yields rapid impacts on certain fish assemblages, *Estuarine, Coastal and Shelf Science* (2024), doi: <https://doi.org/10.1016/j.ecss.2024.108734>.

This is a PDF file of an article that has undergone enhancements after acceptance, such as the addition of a cover page and metadata, and formatting for readability, but it is not yet the definitive version of record. This version will undergo additional copyediting, typesetting and review before it is published in its final form, but we are providing this version to give early visibility of the article. Please note that, during the production process, errors may be discovered which could affect the content, and all legal disclaimers that apply to the journal pertain.

© 2024 Published by Elsevier Ltd.

1 **Restoring the reef: coral restoration yields rapid impacts on certain fish assemblages**

2

3 Stéphanie Krimou^{a,b*}, Xavier Raick^{c*#}, Ethel Mery^{a,b}, Jeremy Carlot^d, Camille Carpentier^{a,e}, Jérôme
4 Sowinski^e, Lucille Sowinski^e, Lana Minier^{a,f}, Natacha Roux^a, Tehani Maueau^g, Frédéric Bertucci^{h,#},
5 David Lecchini^{a,b,‡}

6 ^a PSL Research University: EPHE-UPVD-CNRS, UAR 3278 CRIOBE BP, Moorea, French Polynesia

7 ^b Laboratoire d'Excellence "CORAIL", Perpignan, France

8 ^c Laboratory of Functional and Evolutionary Morphology, FOCUS, University of Liège, Liège, Belgium

9 ^d Sorbonne Université, CNRS-INSU, Laboratoire d'Océanographie de Villefranche, 181 Chemin du Lazaret, F-
10 06230 Villefranche-sur-Mer, France

11 ^e Espace Bleu, Bora Bora, French Polynesia

12 ^f Polynésienne des Eaux, Vaitape, Bora Bora, French Polynesia

13 ^g Association Ia Vai Ma Noa Bora Bora, 98730 Bora Bora, French Polynesia

14 ^h UMR MARBEC, University of Montpellier, CNRS, IFREMER, IRD, Sète, France

15 # Corresponding author: xavier.raick@uliege.be; +32 4 366 51 33; allée du 6 août 11 (B6c) 4000 Liège

16 * Equal contribution as first authors

17 ‡ Equal contribution as last authors

18 stephaniekrimou4@gmail.com; xavier.raick@uliege.be; ethel.mery13@gmail.com; jeremy.carlot@hotmail.fr;

19 camillecarpentier@yahoo.fr; sowinski.jerome@gmail.com; lucillesowinski@gmail.com;

20 lanaminier@gmail.com; Natacha.Roux@oist.jp; tehanimaueau@netcourrier.com; frederic.bertucci@ird.fr;

21 david.lecchini@ephe.psl.eu

22 **Running tittle:** Restoring Reefs: Rapid Fish Assemblage Impact

23

24

25 **Authorship contribution statement**

26 SK, CC, JS, TM, and JC conducted the investigation. SK, DL, and XR worked on the methodology. SK and XR
27 wrote the initial draft. SK, EM, LS, LM, NR, FB, DL, and XR reviewed and edited the final manuscript. SK,
28 XR, and DL oversaw project administration. DL and XR conceptualized the study. XR implemented the code in
29 R, validated the analyses, and conducted formal analysis, managed data curation and visualization. XR and DL
30 supervised the project. JC and DL provided resources, and DL managed funding acquisition.

31

32

33 Abstract

34 Coral reefs harbor one of the highest biodiversity on Earth but increasing disturbances have
35 often led to rapid shifts from coral to algal states, prompting the development of conservation
36 methods, including coral restoration. While most studies have focused on the medium and
37 long-term effects of restoration on fish assemblages, less is known about its short-term effects
38 (i.e., within one month) on associated communities. This study explored the short-term
39 impacts (< 1 month) of coral restoration, including four restoration conditions, on fish
40 abundance, diversity, and assemblages in a marine educational area (a small coastal area
41 managed by a school in the frame of an eco-citizen pedagogical program) in Bora Bora,
42 French Polynesia. Sixteen dead reef patches previously covered by macroalgae were grouped
43 into four conditions as follows: four were non-restored (control condition), four were restored
44 to 25% living coral cover (condition 25%), four to 50% living coral cover (condition 50%),
45 and four were restored to 75% living coral cover (condition 75%). The abundance of fish at
46 adult and juvenile stages was assessed, before and after coral restoration, using the fixed-
47 point method for a period of 5 minutes on each of the 16 reef patches. Two successive
48 observation periods were conducted for each patch: one focusing on more visible and mobile
49 fish, and another on more cryptic species. Surveys were conducted one day and three days
50 prior to restoration, and then 24 days and 28 days post-restoration. For adults, the difference
51 in abundance, number of species, and diversity before and after restoration were not
52 significant between the conditions. Similarly, for juveniles, no significant differences were
53 observed when considering the conditions and restoration. Before restoration, the fish
54 assemblages were randomly distributed between the four conditions for both adults and
55 juveniles. After the restoration, the inter-conditions similarity decreased significantly for
56 adults, but not for juveniles. Some species were associated with the more restored patches
57 (*Chaetodon citrinellus*, *Halichoeres trimaculatus*, and *Zanclus cornutus*). Finally, the

58 restoration seemed to have variable effects depending on the trophic groups. Coral restoration
59 has short-term effects on fish assemblages, indicating the effectiveness of restoration efforts
60 even within a brief period. These rapid changes underscore the remarkable ability of adult
61 fish to adapt to rapidly changing environments.

62

63 **Keywords:** fish communities, French Polynesia, restoration efforts, diversity, abundance, Marine educational
64 area, Bora Bora, Society Islands, algal states, short-term

65

Journal Pre-proof

66 INTRODUCTION

67 Although coral reefs cover slightly less than 0.1% of the ocean's surface, they host
68 one of the most extensive taxonomic biodiversity on Earth (Porter and Tougas, 2001).
69 However, the increasing frequency and intensity of disturbances linked to climate change and
70 local human activities are causing rapid degradation of coral reefs (Hughes et al., 2017;
71 Noisette et al., 2022). In response, various monitoring and conservation methods, such as
72 coral restoration, have been developed (Boström-Einarsson et al., 2020; Clark and Edwards,
73 1995).

74 The International Science and Policy Working Group of the Society for Ecological
75 Restoration defines coral restoration as “the process of helping to recover an ecosystem that
76 has been degraded, damaged, or destroyed” (SER, n.d.). Traditional methods of active reef
77 restoration include physical restoration (*e.g.*, reprofiling the sea floor, consolidating the reef
78 structure, and installing artificial structures) and/or biological restoration (*e.g.*, direct coral
79 transplantation, coral gardening, micro-fragmentation, and repopulation with larvae)
80 (Boström-Einarsson et al., 2020; Romon, 2018). In the last decade, new types of restoration
81 have emerged, including the modification of coral phenotypic plasticity (Thériault-Gauthier,
82 2017), acoustic enrichment (Gordon et al., 2019), the introduction of herbivorous species
83 (Krimou et al., 2023), and microbiome manipulation to mitigate heat stress (Voolstra et al.,
84 2023), which are interconnected (Thériault-Gauthier, 2017). For instance, acoustic
85 enrichment coupled with active coral restoration can enhance fish assemblages (Gordon et al.,
86 2019). However, caution must be exercised to prevent pushing a restoration technique to its
87 extreme, as exemplified by the re-introduction of species, which, if done excessively, may
88 result in invasive species concerns and disrupt the ecological balance. In light of these
89 elements, it appears that coral restoration is widely employed to address declines in coral
90 cover. While it is necessary to monitor the dynamics of fish in restored areas to assess

91 restoration progress (Zakaria et al. 2020, Alvarez-Filip et al. 2015), very few studies have
92 focused on the temporal response of fish communities to coral restoration (Hein et al. 2020).

93 The term ‘succession’ refers to the changes observed in an ecological community
94 because of a disturbance that opens up a relatively large area. These changes often include a
95 sequence of species and increases in biomass and diversity (Connell and Slatyer, 1977).
96 Ecological succession has mainly been studied in terrestrial ecosystems in studies focusing on
97 a broad range of topics such as primary and secondary plant succession, arthropod succession
98 in mangroves and carcasses, or in link with carbon sequestration (Anderson, 2007; Liu et al.,
99 2023), but studies are generally more recent in the marine realm (Harrison and Whitfield,
100 2004; Jouval et al., 2020, Toledo et al., 2020, Mathews et al., 2021, Li et al., 2022, Vicente et
101 al., 2022, McDevitt et al., 2023).

102 Understanding the impact of habitat fragmentation and consumer loss on coral reefs is
103 crucial for comprehending how habitat characteristics moderate the effects of consumer-
104 resource interactions on successional dynamics (Gonzalez et al., 2020). The architectural
105 complexity of the coral reef environment, mainly driven by the abundance of hermatypic
106 corals, plays an influential role in shaping the community structure of reef-associated
107 organisms (Komyakova et al., 2013).

108 In response to acute disturbances such as coral bleaching, cyclones, or other events,
109 fish assemblages exhibit a wide range of responses (Pratchett et al., 2011; Wilson et al.,
110 2006). This variability includes scenarios where there is no perceived change, declines, or
111 even increases in the abundance of certain fish species (Bellwood et al., 2006; Garpe et al.,
112 2006; Munday et al., 2008). Notably, fish species highly specialized and dependent on corals,
113 such as coral-feeding butterflyfish, are particularly sensitive to coral loss (Pratchett et al.,
114 2008). While numerous studies have explored the crucial role of some fish species in coral
115 reef resilience (Adam et al., 2011; Hughes et al., 2007), there is also a focus on artificial or

116 restored natural reefs in understanding the mechanisms of ecological succession in aquatic
117 ecosystems (Santos et al., 2011; Wang et al., 2021).

118 The structure and diversity of fish assemblages can serve as valuable indicators to
119 assess the success of restoration projects (Harrison and Whitfield, 2004; Zakaria and
120 Syaifullah, 2020, Sangil et al., 2024). While some restoration projects have directly assessed
121 fish populations, fish are often studied as secondary qualitative observations, and research on
122 the effects of adding live coral cover and complexity on fish is still in its early stages
123 (Seraphim et al., 2020). Few studies exist on how the addition of structural complexity during
124 coral restoration can restore reef ecosystems (Opel et al. 2017). Specifically, the effect of
125 adding coral cover and complexity on fish lacks scientifically validated research (Seraphim et
126 al. 2020).

127 Moreover, the effect of coral restoration on fish assemblages varies strongly over
128 time, whether for the short term (*i.e.*, within the first month), medium term, or long term (*i.e.*,
129 at least one year). After a week of outplanting, it has been demonstrated that there was an
130 increase in fish abundance, species richness, and a significant shift in fish community
131 composition (Opel et al., 2017). More research is needed to confirm the trends observed in
132 this Caribbean reef. While there is generally a positive effect of coral reef restoration in the
133 medium/long-term, often resulting in increased fish diversity and abundance after months or
134 years (Fadli et al., 2012), responses of fish assemblages to coral restoration have been shown
135 to be very complex, with region-, site-, and size-specific patterns (Hein et al., 2020). For
136 example, while a higher abundance of damselfish at restored sites seems consistent, the
137 increased abundance of herbivorous fish appears to be limited to individual reefs (Ladd et al.,
138 2019).

139 Patterns of fish abundance and richness during the first months following coral
140 restoration can be complex and variable, with fluctuations occurring during this period. In a

141 study from a non-reef environment, Santos et al. (2011) demonstrated that fish abundance
142 and richness may initially increase following the installation of an artificial reef, but then
143 decline within the first six months. These observations were associated with an increase in
144 biomass, with variations noted depending on the type of material used for the artificial reef.
145 Other studies indicated drops in fish abundances six months after structural addition (Smith
146 1978, Golani and Dimant 1999). An explanation could be that the initial high abundance
147 reaches a plateau (Bohnsack and Sutherland 1985).’

148 Our study aims to compare fish abundance, diversity, and assemblages before and
149 after coral restoration in the Marine Educational Area (MEA) of Bora Bora (French
150 Polynesia) to evaluate short-term fish changes occurring within one month. A marine
151 educational area is an eco-citizen pedagogical concept that involves a small coastal area
152 managed by students from a school under the supervision of a scientific mentor and their
153 teacher(s). Therefore, analysis over a short-term period will enable us to understand the early
154 mechanisms of ecological succession in fish and their evolution over time within a month.
155 Our hypothesis is that within a month, changes in abundance and diversity would not be yet
156 significant while we expect to observe initial signs of modifications in fish assemblages.

157 **MATERIALS AND METHODS**

158 **Study sites**

159 The study was conducted at a Marine Educational Area (MEA), located on the
160 fringing reef of Bora Bora (French Polynesia, Fig. 1). The MEA is a 40,000 m² area located
161 on the west coast of the south part of the main island (16°31’29” S, 151°44’20” W). Sixteen
162 dead reef patches with a size range from 5 to 12 m² were identified and grouped into four
163 conditions as follows: four were non-restored (control condition), four were restored to 25%
164 living coral cover (condition 25%), four to 50% living coral cover (condition 50%), and four
165 were restored to 75% living coral cover (condition 75%).

166 Prior to the restoration efforts, the reef patches had less than 1% living coral cover
167 and were dominated by macroalgae, especially by *Dictyota* spp., *Halimeda* spp., *Padina*
168 *boryana*, and *Turbinaria ornata*, which covered over 85% of the reef surface. To restore the
169 reef patches, healthy coral colonies (size between 10 x 5 x 5 cm and 15 x 30 x 10 cm),
170 naturally present near the MEA zone, were manually glued (using a mix of SikaLatex,
171 cement, and sand) individually in less than two days. The coral colonies used in this study
172 were relocated prior to the construction of a new infrastructure, which is located 500 meters
173 away from the AME. The proportion of different coral species used on each reef patch was as
174 follows: 70% *Acropora* spp., 18% *Porites rus*, and 12% *Porites lobata* (Fig. 1). This
175 distribution was based on the coral cover found on the fringing reef close to the MEA
176 (Lecchini et al., 2021). Coral colonies were transplanted from a similar and nearby fringing
177 reef to the studied patches. Macroalgae were manually removed before attaching new corals.
178 In addition, throughout the experiment, macroalgae that settled on the coral patches were
179 removed daily (McClanahan et al., 2001, 2000).

180 **Fish survey**

181 The abundance of fish at adult and juvenile stages was assessed, before and after coral
182 restoration, using the fixed-point method for a period of 5 minutes on each of the 16 reef
183 patches (method adapted from Dethier *et al.* 1993). The mean depth was approximately 1 m
184 and the maximal depth was approximately 1.4 m. Each site was surveyed across the entire
185 patch. The potential effect of the size of the patches was not directly accounted for during the
186 survey, but it was considered in the statistics (see Statistical analysis section). Visual
187 estimates were employed because they are deemed to be more accurate, especially for rare
188 species, compared to other methods involving random points (Dethier et al. 1993). Surveys
189 were conducted one day (D-1) and three days (D-3) prior to restoration, and then 24 days
190 (D24) and 28 days (D28) post-restoration. Abundances at D-1 and D-3 characterized the

191 pre-restoration period, and values at D24 and D28 characterized the post-restoration period.
192 Abundance and life stage (adult vs. juvenile) were determined for each species, excluding
193 small cryptic species from the families *Blenniidae*, *Carapidae*, *Gobiidae*, and *Tripterygiidae*
194 (Siu et al., 2017). The size of the individuals allowed to distinguish between juveniles and
195 adults. In addition, the pigmentation patterns and the behavior were also used to differentiate
196 adults from juveniles (Lecchini and Galzin 2005).

197 S.K. conducted all the surveys during one hour and a half between 10 AM and 4 PM.
198 Due to the limited tidal range at Bora-Bora, which reaches a maximum of 40 cm during
199 spring tides (Pirazzoli et al. 1985), there is no temporal effect (e.g., day of sampling).

200 **Statistical analysis**

201 All statistical analyses were performed using R software 4.1.1 (R Core Team). The
202 abundance (Ab, *i.e.*, the total number of fish), the number of species (NoSp), and the
203 Shannon diversity index (H') were calculated for each of the four conditions (control, 25%,
204 50%, and 75% conditions), each patch (A, B, C, and D), each period (before vs. after coral
205 restoration), and replicates (1 vs. 2). Linear mixed-effects models were used, with one for
206 juveniles and another for adults (function *lme*, library *nlme*. To account for site-level
207 differences, the site was treated as a random variable. For each feature (Ab, NoSp, and H'),
208 the interaction of the condition and the period was examined. Homoscedasticity of variances
209 and normality assumptions were checked and met. The similarities in fish assemblages'
210 composition among the four conditions (control, 25%, 50%, and 75%) were tested using
211 analyses of similarities (ANOSIM) based on Bray-Curtis dissimilarity matrices using the
212 package *vegan* (Bray & Curtis 1957). The output is a metric called R with $R \in [-1, 1]$. Null R
213 values indicate random grouping, positive R values indicate greater similarity within groups,
214 and negative R values indicate greater similarity between than within groups (Warton *et al.*
215 2012).

216 A permutation-based test was used to test the multivariate homogeneity of group
217 variance (functions *permutest* and *betadisper*, *vegan* package) on distance matrices that were
218 previously standardized (function *decostand*, method = normalize). The homogeneity of
219 variance was confirmed after this standardization (Fisher tests: $Df = 3$, $F = 1.70$ and 0.40 , $P =$
220 0.18 and 0.77). Therefore, permutational multivariate analyses of variance (PerMANOVA)
221 based on distance matrices (function *adonis2*) were used to determine whether the fish
222 assemblage's composition varied with restoration (group 1 = control, group 2 = 25%, group 3
223 = 50%, and group 4 = 75%) (Anderson 2017). The method of Bray was used to calculate
224 pairwise distances. Canonical Correspondence Analysis (CCA) was used to visualize the fish
225 assemblages and the effect of the restoration. A first CCA was conducted on the data before
226 the restoration, and a second CCA on the data after the restoration. The "restoration" variable
227 was added only on the ordination plot of the second CCA. The same analyses were conducted
228 separately for adult and juvenile fish.

229 Fish species were then classified into seven trophic groups (Viviani et al., 2019): (1)
230 grazers, (2) herbivorous scrapers or excavators, (3) herbivorous detritivores, (4) omnivores,
231 (5) planktivores, (6) piscivores, and (7) benthic invertebrates' feeders. As only one species
232 was herbivorous detritivore, it was excluded from the trophic level analysis. Nevertheless, it
233 was included when considering all species collectively. It was neither abundant nor
234 significant, constituting only 3% of observations. The differences in the three ecological
235 features (Ab, NoSp, and H') before and after the restoration for each condition were
236 calculated (e.g., $\Delta H' = H'_{\text{after}} - H'_{\text{before}}$). The difference between the mean number of
237 individuals before and after restoration (Δ) was calculated in each trophic group. Kruskal-
238 Wallis tests were used to compare the four conditions (0%, 25%, 50%, and 75%).

239 **RESULTS**

240 During the study, 53 fish species from 19 families were observed. The most abundant
241 families were Labridae (10 species), Pomacentridae (8 species), Scaridae (7 species),
242 Chaetodontidae (6 species), and Acanthuridae (4 species). The total fish abundance before
243 restoration was 16.47 ± 10.30 individuals per patch reef (mean \pm SD), which increased to
244 20.97 ± 10.98 individuals per patch reef (overall mean for the four conditions together) after
245 the restoration (Fig. 2). For adults, the difference in abundance (Ab), number of species
246 (NoSp), and diversity (H') before and after restoration were not significant between the
247 conditions (Ab: $F = 1.81$, $P = 0.16$; NoSp: $F = 1.97$, $P = 0.13$; and H' : $F = 1.40$, $P = 0.26$;
248 Table SP5). Similarly, for juveniles, no significant differences were observed when
249 considering the conditions and restoration (Ab: $F = 1.37$, $P = 0.27$; NoSp: $F = 2.36$, $P =$
250 0.085 ; and $H' = 1.14$, $P = 0.35$; Table SP6). For both adults and juveniles, irrespective of the
251 period, no significant differences were observed between the conditions (for Ab, NoSp, and
252 H' : all $P > 0.05$, Table SP5 and SP6), indicating homogeneity in the patches within the study
253 area. In contrast, without considering the conditions, significant differences were observed
254 between the two periods for adults (all $P \leq 0.0003$, Table SP5), indicating high variability in
255 the fish species present. For juveniles, fish abundance was equivalent ($P = 0.78$) but not the
256 number of species or diversity (both $P < 0.0001$, Table SP6).

257 Before restoration (D-1 and D-3), the fish assemblages were randomly distributed
258 between the four conditions (control, 25%, 50%, and 75%) for both adults and juveniles
259 (ANOSIM, $R = 0.057$ and 0.024 , $P = 0.15$ and 0.25 , respectively). After the restoration, the
260 inter-conditions similarity decreased significantly for adults (ANOSIM, $R = 0.27$, $P = 0.001$),
261 but not for juveniles (ANOSIM, $R = 0.068$, $P = 0.11$). The fish assemblages were equivalent
262 between the four groups (0%, 25%, 50%, and 75%) before the restoration for both adults and
263 juveniles (PerManova, $df = 3$, $F = 0.16$, $P = 0.15$; $df = 3$, $F = 1.33$ and $P = 0.20$, respectively),
264 while after the restoration a significant difference was observed for adults (PerManova, $df =$

265 3, $F = 2.72$, $P = 0.001$), but not for juveniles (PerManova, $df = 3$, $F = 1.16$, $P = 0.29$). Thus,
266 after the restoration, the CCA concentration ellipses of fish assemblages were distributed
267 along the CCA1 axis illustrating the effect of the restoration on the fish assemblages (Fig 3).
268 After the restoration, adults and juveniles were distributed in the CCA plot according to two
269 axes: CCA1 reflected coral restoration while CCA2 reflected variability in some patch reefs
270 restored at 25%. Some species were associated with the more restored patches (*C. citrinellus*,
271 *H. trimaculatus*, and *Z. cornutus*; scores: -0.94 , -0.96 , and -1.3). When considering 95%
272 confidence interval ellipses, there was no overlap between the 75% and the 0% assemblages.

273 When considering each trophic group at adult stage separately, the maximal Δ in the
274 mean number of individuals was observed at 50% restoration for all trophic groups (i.e.,
275 herbivorous grazers, herbivorous scrapers/excavators, omnivores, and benthic invertebrates'
276 feeders), except piscivores and planktivores (Fig. 4). Maximal values for piscivores were
277 observed at 75% restoration, while for planktivores, they were observed when there was no
278 restoration. However, differences among the four conditions were not statistically significant
279 (Kruskal-Wallis: $\chi^2 = 0.24 - 4.51$; $df = 3$; $P = 0.21 - 0.97$). The restoration has variable
280 effects on each of the various trophic groups when compared to one another. For grazers,
281 positive Δ values were obtained, while negative values were observed for planktivores in all
282 restored patches.

283 **DISCUSSION**

284 While restored reefs remain vulnerable to global factors such as climate change,
285 pollution, and diseases, coral restoration can enhance essential ecological functions and
286 services for reefs that have undergone significant degradation and lack resilience for natural
287 recovery (Rinkevich, 2008) or in cases where expedited recovery is desired. For instance,
288 when sites have been degraded to the point of rubble, fast natural recovery without human
289 intervention is generally unlikely (Fox et al., 2003). In the context of restoration projects, the

290 structure and diversity of fish assemblages can serve as valuable indicators for evaluating
291 success (Harrison and Whitfield, 2004). An increase in fish abundance and diversity is
292 commonly observed after a significant period, typically months or years, following the start
293 of the restoration process (Fadli et al., 2012). If artificial reefs are known to be rapidly (i.e., >
294 1 day) colonized by fish (Bohnsack and Sutherland 1985, Golani and Dimant 1999), the
295 colonization in coral restoration processes is not widely studied (Opel et al. 2017). Our study
296 specifically investigated the short-term effects of coral restoration on fish assemblages in the
297 Bora Bora reef over a period of 24 to 28 days. The results suggest a rapid shift in some adult
298 fish assemblages with coral restoration, without significant changes in richness, diversity, and
299 abundance. In other words, our findings conclude that early restoration effects did not
300 manifest as differences in abundance or diversity but rather in the type of assemblage present.
301 In the Caribbean, it has been shown that restoration leads to a change in community
302 composition, resulting in no overlap between controls and outplants seven months later, very
303 similar to what we observed between our control and 75% restoration condition.

304 More specifically, the results underscored that the short-term effects of coral
305 restoration were primarily attributed to adult fish at Bora-Bora. This distinction could be due
306 to the fact that newly recruited juvenile fish might not have had sufficient time to establish
307 themselves on the newly restored patches. In longer-term studies, changes in abundance and
308 diversity can be influenced by both the specimens that were already present and those that
309 recruited to the area (Fadli et al., 2012). On the contrary, in short-term studies, the timeframe
310 is too brief to consider new juveniles resulting from recruitment. Newly recruited individuals
311 often exhibit cryptic behavior, making them challenging to identify, and they are typically not
312 counted in visual estimations. Additionally, the requirements of juvenile fish may differ from
313 those of adults, encompassing variations in feeding habitats and nursery preferences (Mumby
314 et al., 2004; Nagelkerken et al., 2002, 2000; Ogden and Quinn, 1984). The findings

315 underscore the importance of considering the life history of fish when planning and
316 evaluating coral reef restoration efforts. Juvenile fish recruits play a critical role in the long-
317 term success of restoration efforts, contributing to the replenishment of populations and the
318 maintenance of functional roles within the ecosystem (Seraphim et al., 2020). Consequently,
319 it is essential to incorporate considerations for the recruitment and survival of juveniles into
320 restoration planning (Seraphim et al., 2020).

321 One of the unique aspects of our study lies in not altering the species proportion of
322 restored coral, but rather quantifying coral cover using the same species, while considering
323 the area of coral cover. In our case, the species of coral restored were consistent across the
324 experiment (*Acropora* spp., *Porites rus*, and *Porites lobata*) and only their abundance varied
325 (control, 25, 50 vs. 75% coral cover). Restoration efforts can involve creating habitat
326 mosaics, establishing multiple habitat types within a single restoration project (Henningson et
327 al., 2015). On the other hand, artificial reefs may yield different assemblages from those
328 required due to the preference of certain organisms for specific substrates (Burt et al., 2009).
329 Maintaining connected coral colonies is crucial for sustaining prey fish assemblages, as a low
330 coral cover can create wide-open spaces that increase predator densities (Stewart and Jones,
331 2001). Moreover, high levels of coral cover and species richness generally favor high levels
332 of fish abundance and species richness (Komyakova et al., 2013). Furthermore,
333 architecturally complex coral morphologies, such as branching forms, support a higher
334 number of individuals and fish species than less architecturally complex morphologies, such
335 as mounding forms (Holbrook et al., 2002). This general relationship is likely due to the
336 increase in architectural complexity and, thus, in 3D space, which translates into increased
337 quantities of resources for fish (i.e., food/prey and shelter) (Graham and Nash, 2013). The
338 associations between fish assemblages and habitat parameters were predominantly positive in
339 Hawaii (Fukunaga et al., 2020), confirming earlier research findings: greater architectural

340 complexity of habitats is associated with higher levels of fish abundance and diversity
341 (Graham and Nash, 2013; Holbrook et al., 2002; Komyakova et al., 2013). In contrast, a high
342 percentage of scleractinian coral cover may suggest a less heterogeneous fish fauna.
343 Therefore, a study focused on coral restoration by coral species could enhance our
344 understanding of fish preferences, assemblage dynamics, and ecological succession.

345

346 The latest finding in our study concerned differences between trophic groups. In the
347 literature, Fukunaga (et al. 2020) noted that certain herbivorous fish assemblages prefer
348 habitats with high levels of small- and large-scale architectural complexity associated with all
349 types of coral morphologies (similarly to our 50% condition) but not necessarily habitats with
350 high architectural complexity (similarly to our 75% condition). Different successions seem to
351 occur for small herbivorous grazers/corallivores (e.g., butterflyfish and some damselfish) that
352 appear to prefer habitats containing a high level of small-scale architectural complexity
353 associated with branching and/or encrusting corals (Fukunaga et al., 2020). Regarding
354 planktivores, it is known that their abundance could be more strongly correlated with current
355 strength and predator abundance than with topographic complexity or branching coral cover
356 (Thresher, 1983). In our study, the percentage of coral cover did not appear to be correlated
357 with the abundance of planktivores. This highlights the limitations of generalizing habitat-
358 fish interactions without considering trophic variability and underscores the importance of
359 conducting formal assessments with individual species when there are a priori specific
360 species of interest or when data analyses reveal potential species of importance (Fukunaga et
361 al., 2020).

362 **Conclusion**

363 This study unveils the effect of coral restoration on fish assemblages in a short time
364 frame. These rapid changes prove the effectiveness of coral restoration and showcase the
365 incredible adaptability of adult fish to a rapidly changing environment.

366 Acknowledgements

367 We would like to thank the staff of ‘Polynésienne des Eaux’, ‘Ia Vai Ma Noa Bora-
368 Bora, the ‘Commune de Bora-Bora’ and the private society Espace Bleu for their help.

369 DECLARATIONS**370 Funding**

371 Several funds support this study: Fondation de France (2019-08602), Polynésienne des Eaux,
372 Bloody Mary’s project, ANR-19-CE34-0006-Manini, ANR-19-CE14-0010-SENSO, and
373 ANRT grant (CIFRE 2021/1268), the King Leopold III Fund for Nature Exploration and
374 Conservation (XR), and the University of Liège (XR, “financement mission scientifique”).

375 Conflicts of interest/Competing interests

376 The authors declare no competing interest.

377 Ethics approval

378 Not applicable

379 Consent to participate

380 Not applicable

381 Consent for publication

382 Not applicable

383 Availability of data and material

384 The data that support the findings of this study are openly available in Zenodo at
385 <https://doi.org/10.5281/zenodo.7821962>.

386 Code availability

387 Not applicable

388 Authors' contributions

389 Stéphanie Krimou: Investigation, Methodology, Writing – original draft, Writing – review
390 and editing, Project administration. Xavier Raick: Conceptualization, Methodology,

391 Software, Validation, Formal analysis, Data curation, Writing – original draft, Writing –
 392 review and editing, Visualization, Supervision, Project administration. Ethel Mery: Writing –
 393 review and editing. Jeremie Carlot: Investigation, Ressources. Camille Carpentier:
 394 Investigation. Jérôme Sowinski: Investigation. Lucille Sowinski: writing – review and
 395 editing. Lana Minier: writing – review and editing. Natacha Roux: writing – review and
 396 editing. Tehani Maueau: investigation. Frederic Bertucci: writing – review and editing. David
 397 Lecchini: conceptualization, methodology, validation, resources, writing – review and
 398 editing, supervision, project administration, and funding acquisition

399 **References**

- 400 Adam, T.C., Schmitt, R.J., Holbrook, S.J., Brooks, A.J., Edmunds, P.J., Carpenter, R.C.,
 401 Bernardi, G., 2011. Herbivory, Connectivity, and Ecosystem Resilience: Response of a Coral
 402 Reef to a Large-Scale Perturbation. *PLoS One* 6, e23717.
 403 <https://doi.org/10.1371/journal.pone.0023717>
 404
 405 Alvarez-Filip, L., Paddock, M.J., Collen, B., Robertson, D.R., Côté, I.M., 2015.
 406 Simplification of Caribbean Reef-Fish Assemblages over Decades of Coral Reef
 407 Degradation. *PLoS One* 10, e0126004. <https://doi.org/10.1371/journal.pone.0126004>
 408
 409 Anderson, K.J., 2007. Temporal Patterns in Rates of Community Change during Succession.
 410 *Am. Nat.* 169, 780–793. <https://doi.org/10.1086/516653>
 411
 412 Bellwood, D.R., Hoey, A.S., Ackerman, J.L., Depczynski, M., 2006. Coral bleaching, reef
 413 fish community phase shifts and the resilience of coral reefs. *Glob. Chang. Biol.* 12, 1587–
 414 1594. <https://doi.org/10.1111/j.1365-2486.2006.01204.x>
 415
 416 Bohnsack, J.A., Sutherland, D.L., 1985. Artificial Reef Research: A Review with
 417 Recommendations for Future Priorities. *Bull. Mar. Sci.* 37, 11–39.
 418
 419 Boström-Einarsson, L., Babcock, R.C., Bayraktarov, E., Ceccarelli, D., Cook, N., Ferse,
 420 S.C.A., Hancock, B., Harrison, P., Hein, M., Shaver, E., Smith, A., Suggett, D., Stewart-
 421 Sinclair, P.J., Vardi, T., McLeod, I.M., 2020. Coral restoration – A systematic review of
 422 current methods, successes, failures and future directions. *PLoS One* 15, e0226631.
 423 <https://doi.org/10.1371/journal.pone.0226631>
 424
 425 Burt, J., Bartholomew, A., Bauman, A., Saif, A., Sale, P.F., 2009. Coral recruitment and early
 426 benthic community development on several materials used in the construction of artificial
 427 reefs and breakwaters. *J. Exp. Mar. Bio. Ecol.* 373, 72–78.
 428 <https://doi.org/10.1016/j.jembe.2009.03.009>
 429

- 430 Clark, S., Edwards, A.J., 1995. Coral transplantation as an aid to reef rehabilitation:
431 evaluation of a case study in the Maldivian Islands. *Coral Reefs* 14, 201–213.
432 <https://doi.org/10.1007/BF00334342>
433
- 434 Connell, J.H., Slatyer, R.O., 1977. Mechanisms of Succession in Natural Communities and
435 Their Role in Community Stability and Organization. *Am. Nat.* 982, 1119–1144.
436
- 437 Dethier, M., Graham, E., Cohen, S., Tear, L., 1993. Visual versus random-point percent cover
438 estimations: “objective” is not always better. *Mar. Ecol. Prog. Ser.* 96, 93–100.
439 <https://doi.org/10.3354/meps096093>
440
- 441 Fadli, N., Campbell, S.J., Ferguson, K., Keyse, J., Rudi, E., Riedel, A., Baird, A.H., 2012.
442 The role of habitat creation in coral reef conservation: a case study from Aceh, Indonesia.
443 *Oryx* 46, 501–507. <https://doi.org/10.1017/S0030605312000142>
444
- 445 Fox, H.E., Pet, J.S., Dahuri, R., Caldwell, R.L., 2003. Recovery in rubble fields: long-term
446 impacts of blast fishing. *Mar. Pollut. Bull.* 46, 1024–1031. [https://doi.org/10.1016/S0025-
447 326X\(03\)00246-7](https://doi.org/10.1016/S0025-326X(03)00246-7)
448
- 449 Fukunaga, A., Kosaki, R.K., Pascoe, K.H., Burns, J.H.R., 2020. Fish Assemblage Structure in
450 the Northwestern Hawaiian Islands Is Associated with the Architectural Complexity of Coral-
451 Reef Habitats. *Diversity* 12, 430. <https://doi.org/10.3390/d12110430>
452
- 453 Garpe, K., Yahya, S., Lindahl, U., Öhman, M., 2006. Long-term effects of the 1998 coral
454 bleaching event on reef fish assemblages. *Mar. Ecol. Prog. Ser.* 315, 237–247.
455 <https://doi.org/10.3354/meps315237>
456
- 457 Golani, D., Diamant, A., 1999. Fish Colonization of an Artificial Reef in the Gulf of Elat,
458 Northern Red Sea. *Environ. Biol. Fishes* 54, 275–282.
459 <https://doi.org/10.1023/A:1007528210270>
460
- 461 Gonzalez, A., Germain, R.M., Srivastava, D.S., Filotas, E., Dee, L.E., Gravel, D., Thompson,
462 P.L., Isbell, F., Wang, S., Kéfi, S., Montoya, J., Zelnik, Y.R., Loreau, M., 2020. Scaling-up
463 biodiversity-ecosystem functioning research. *Ecol. Lett.* 23, 757–776.
464 <https://doi.org/10.1111/ele.13456>
465
- 466 Gordon, T.A.C., Radford, A.N., Davidson, I.K., Barnes, K., McCloskey, K., Nedelec, S.L.,
467 Meekan, M.G., McCormick, M.I., Simpson, S.D., 2019. Acoustic enrichment can enhance
468 fish community development on degraded coral reef habitat. *Nat. Commun.* 10, 1–7.
469 <https://doi.org/10.1038/s41467-019-13186-2>
470
- 471 Graham, N.A.J., Nash, K.L., 2013. The importance of structural complexity in coral reef
472 ecosystems. *Coral Reefs* 32, 315–326. <https://doi.org/10.1007/s00338-012-0984-y>
473
- 474 Harrison, T.D., Whitfield, A.K., 2004. A multi-metric fish index to assess the environmental
475 condition of estuaries. *J. Fish Biol.* 65, 683–710. [https://doi.org/10.1111/j.0022-
476 1112.2004.00477.x](https://doi.org/10.1111/j.0022-1112.2004.00477.x)
477
- 478 Hein, M.Y., Beeden, R., Birtles, R.A., Chase, T.J., Couture, F., Haskin, E., Marshall, N.,
479 Ripple, K., Terry, L., Willis, B.L., Willis, R., Gardiner, N.M., 2020. Effects of coral

- 480 restoration on fish communities: snapshots of long-term, multiregional responses and
 481 implications for practice. *Restor. Ecol.* 28, 1158–1171. <https://doi.org/10.1111/rec.13177>
 482
- 483 Henningson, B., Norton, N., Young, B., 2015. The rock ponds ecosystem restoration project—
 484 a true mosaic of coastal habitats for Tampa Bay, in: Burke, M. (Ed.), *Bay Area Scientific*
 485 *Information Symposium—Navigating Changing Tides, Addressing New Challenges with*
 486 *Effective Science and Management*. St. Petersburg: Tampa Bay Estuary Program, St.
 487 Petersburg.
 488
- 489 Holbrook, S.J., Brooks, A.J., Schmitt, R.J., 2002. Variation in structural attributes of patch-
 490 forming corals and in patterns of abundance of associated fishes. *Mar. Freshw. Res.* 53, 1045.
 491 <https://doi.org/10.1071/MF02063>
 492
- 493 Hughes, T.P., Barnes, M.L., Bellwood, D.R., Cinner, J.E., Cumming, G.S., Jackson, J.B.C.,
 494 Kleypas, J., van de Leemput, I.A., Lough, J.M., Morrison, T.H., Palumbi, S.R., van Nes,
 495 E.H., Scheffer, M., 2017. Coral reefs in the Anthropocene. *Nature* 546, 82–90.
 496 <https://doi.org/10.1038/nature22901>
 497
- 498 Hughes, T.P., Rodrigues, M.J., Bellwood, D.R., Ceccarelli, D., Hoegh-Guldberg, O.,
 499 McCook, L., Moltschanowskyj, N., Pratchett, M.S., Steneck, R.S., Willis, B., 2007. Phase
 500 Shifts, Herbivory, and the Resilience of Coral Reefs to Climate Change. *Curr. Biol.* 17, 360–
 501 365. <https://doi.org/10.1016/j.cub.2006.12.049>
 502
- 503 Jouval, F., Bigot, L., Bureau, S., Quod, J.-P., Penin, L., Adjeroud, M., 2020. Diversity,
 504 structure and demography of coral assemblages on underwater lava flows of different ages at
 505 Reunion Island and implications for ecological succession hypotheses. *Sci. Rep.* 10, 20821.
 506 <https://doi.org/10.1038/s41598-020-77665-z>
 507
- 508 Komyakova, V., Munday, P.L., Jones, G.P., 2013. Relative Importance of Coral Cover,
 509 Habitat Complexity and Diversity in Determining the Structure of Reef Fish Communities.
 510 *PLoS One* 8, e83178. <https://doi.org/10.1371/journal.pone.0083178>
 511
- 512 Krimou, S., Gairin, E., Gautrand, L., Sowinski, J., Trotier, M., Minier, L., Bischoff, H.,
 513 Sturny, V., Maueau, T., Waqalevu, V., Bulleri, F., Raick, X., Bertucci, F., Lecchini, D., 2023.
 514 Herbivory effects of sea urchin species on a coral reef (Bora-Bora, French Polynesia). *J. Exp.*
 515 *Mar. Bio. Ecol.* 564, 151900. <https://doi.org/10.1016/j.jembe.2023.151900>
 516
- 517 Lecchini, D. & Galzin, R. 2005 Spatial repartition and ontogenetic shifts in habitat use by
 518 coral reef fishes (Moorea, French Polynesia). *Marine Biology* 147, 47–58 (2005).
 519 <https://doi.org/10.1007/s00227-004-1543-z>
 520
- 521 Lecchini, D., Brooker, R.M., Waqalevu, V., Gairin, E., Minier, L., Berthe, C., Besineau, R.,
 522 Blay, G., Maueau, T., Sturny, V., Bambridge, T., Sang, G.T., Bertucci, F., 2021. Effects of
 523 COVID-19 pandemic restrictions on coral reef fishes at eco-tourism sites in Bora-Bora,
 524 French Polynesia. *Mar. Environ. Res.* 170, 105451.
 525 <https://doi.org/10.1016/j.marenvres.2021.105451>
 526
- 527 Li, R., Guo, Y., Zhang, A., Zhang, S., Zhang, H., Qin, C., 2022. Variation in the attached
 528 community structure and function of artificial habitats during ecological succession: A case

- 529 study of the artificial reef area in Bailong Pearl Bay, China. *Front. Mar. Sci.* 9.
 530 <https://doi.org/10.3389/fmars.2022.950151>
 531
- 532 Lirman, D., Schopmeyer, S., 2016. Ecological solutions to reef degradation: optimizing coral
 533 reef restoration in the Caribbean and Western Atlantic. *PeerJ* 4, e2597.
 534 <https://doi.org/10.7717/peerj.2597>
 535
- 536 Liu, J., Gao, W., Liu, T., Dai, L., Wu, L., Miao, H., Yang, C., 2023. A Bibliometric Analysis
 537 of the Impact of Ecological Restoration on Carbon Sequestration in Ecosystems. *Forests* 14,
 538 1442. <https://doi.org/10.3390/f14071442>
 539
- 540 Mathews, G., Raj, K.D., Laju, R.L., Bharath, M.S., Kumar, P.D., Arasamuthu, A., Gnana
 541 Asir, N.G., Kumar, T.K.A., Jayanthi, M., Edward, J.K.P., 2021. First approach to the
 542 characterization of the ecological succession on perforated trapezoidal multi-purpose reef
 543 modules: Building climate resilience. *Ocean Coast. Manag.* 210, 105669.
 544 <https://doi.org/10.1016/j.ocecoaman.2021.105669>
 545
- 546
- 547 McClanahan, T., Bergman, K., Huitric, M., McField, M., Elfwing, T., Nyström, M.,
 548 Nordemar, I., 2000. Response of fishes to algae reduction on Glovers Reef, Belize. *Mar.*
 549 *Ecol. Prog. Ser.* 206, 273–282. <https://doi.org/10.3354/meps206273>
 550
- 551 McClanahan, T., McField, M., Huitric, M., Bergman, K., Sala, E., Nyström, M., Nordemar,
 552 I., Elfwing, T., Muthiga, N., 2001. Responses of algae, corals and fish to the reduction of
 553 macroalgae in fished and unfished patch reefs of Glovers Reef Atoll, Belize. *Coral Reefs* 19,
 554 367–379. <https://doi.org/10.1007/s003380000131>
 555
- 556 McDevitt-Irwin, J.M., McCauley, D.J., Brumbaugh, D.R., Elmer, F., Ferretti, F., Joyce, F.H.,
 557 White, T.D., Wible, J.G., Micheli, F., 2023. Consumers decrease variability across space and
 558 turnover through time during coral reef succession. *Oecologia* 202, 431–443.
 559 <https://doi.org/10.1007/s00442-023-05404-y>
 560
- 561 Mumby, P.J., Edwards, A.J., Ernesto Arias-González, J., Lindeman, K.C., Blackwell, P.G.,
 562 Gall, A., Gorczyńska, M.I., Harborne, A.R., Pescod, C.L., Renken, H., C. C. Wabnitz, C.,
 563 Llewellyn, G., 2004. Mangroves enhance the biomass of coral reef fish communities in the
 564 Caribbean. *Nature* 427, 533–536. <https://doi.org/10.1038/nature02286>
 565
- 566 Munday, P.L., Jones, G.P., Pratchett, M.S., Williams, A.J., 2008. Climate change and the
 567 future for coral reef fishes. *Fish Fish.* 9, 261–285. [https://doi.org/10.1111/j.1467-
 568 2979.2008.00281.x](https://doi.org/10.1111/j.1467-2979.2008.00281.x)
 569
- 570 Nagelkerken, I., Roberts, C., van der Velde, G., Dorenbosch, M., van Riel, M., Cocheret de la
 571 Morinière, E., Nienhuis, P., 2002. How important are mangroves and seagrass beds for coral-
 572 reef fish? The nursery hypothesis tested on an island scale. *Mar. Ecol. Prog. Ser.* 244, 299–
 573 305. <https://doi.org/10.3354/meps244299>
 574
- 575 Nagelkerken, I., van der Velde, G., Gorissen, M.W., Meijer, G.J., Van't Hof, T., den Hartog,
 576 C., 2000. Importance of Mangroves, Seagrass Beds and the Shallow Coral Reef as a Nursery
 577 for Important Coral Reef Fishes, Using a Visual Census Technique. *Estuar. Coast. Shelf Sci.*
 578 51, 31–44. <https://doi.org/10.1006/ecss.2000.0617>

- 579 Noisette, F., Pansch, C., Wall, M., Wahl, M., Hurd, C.L., 2022. Role of hydrodynamics in
 580 shaping chemical habitats and modulating the responses of coastal benthic systems to ocean
 581 global change. *Glob. Chang. Biol.* 28, 3812–3829. <https://doi.org/10.1111/gcb.16165>
 582
- 583 Ogden, J.C., Quinn, T.P., 1984. Migration in Coral Reef Fishes: Ecological Significance and
 584 Orientation Mechanisms, in: *Mechanisms of Migration in Fishes*. Springer US, Boston, MA,
 585 pp. 293–308. https://doi.org/10.1007/978-1-4613-2763-9_18
 586
- 587 Pirazzoli P., Brousse R., Delibrias G., Montaggioni L., Faure G. & Salvat B. (1985). Leeward
 588 islands, Maupiti, Tupai, Bora Bora, Huahine, Society archipelago. In: *Proceedings of the 5th*
 589 *International Coral Reef Congress, Tahiti, France, 27 May–1 June 1985. Volume 1.*
 590
- 591 Porter, J.W., Tougas, J.I., 2001. Reef Ecosystems: Threats to their Biodiversity, in:
 592 *Encyclopedia of Biodiversity*. Elsevier, pp. 73–95. [https://doi.org/10.1016/B0-12-226865-](https://doi.org/10.1016/B0-12-226865-2/00229-7)
 593 [2/00229-7](https://doi.org/10.1016/B0-12-226865-2/00229-7)
 594
- 595 Pratchett, M., Munday, P., Wilson, S., Graham, N., Cinner, J., Bellwood, D., Jones, G.,
 596 Polunin, N., McClanahan, T., 2008. Effects Of Climate-Induced Coral Bleaching On Coral-
 597 Reef Fishes ,Â Ecological And Economic Consequences. pp. 251–296.
 598 <https://doi.org/10.1201/9781420065756.ch6>
 599
- 600 Pratchett, M.S., Traçon, M., Berumen, M.L., Chong-Seng, K., 2011. Recent disturbances
 601 augment community shifts in coral assemblages in Moorea, French Polynesia. *Coral Reefs*
 602 30, 183–193. <https://doi.org/10.1007/s00338-010-0678-2>
 603
- 604 R, 2021. R: A language and environment for statistical computing, R Core Team: R
 605 Fondation for Statistical Computing. Vienna.
 606
- 607 Rinkevich, B., 2008. Management of coral reefs: We have gone wrong when neglecting
 608 active reef restoration. *Mar. Pollut. Bull.* 56, 1821–1824.
 609 <https://doi.org/10.1016/j.marpolbul.2008.08.014>
 610
- 611 Romon, A., 2018. Le jardinage corallien en tant qu’outil de restauration du récif : éléments
 612 d’optimisation et bilan des expériences dans les Caraïbes. Université de Sherbrooke.
 613
- 614 Salvat, B., Chancerelle, Y., Schrimm, M., Morancy, R., Porcher, M., Aubanel, A., 2002.
 615 Restauration d’une zone corallienne dégradée et implantation d’un jardin corallien à Bora
 616 Bora, Polynésie française. *Rev. d’Écologie (Terre Vie) supplément.*
 617
- 618 Sangil, C., Álvarez-Canali, D., Reyes, J., Rodríguez, J., Sansón, M., 2024. Primary ecological
 619 succession of marine communities on the Tajogaite lava flows (La Palma, Canary Islands),
 620 fishes colonize faster than macroinvertebrates and algae. *Front. Mar. Sci.* 11.
 621 <https://doi.org/10.3389/fmars.2024.1337894>
 622
- 623 Santos, L.N., García-Berthou, E., Agostinho, A.A., Latini, J.D., 2011. Fish colonization of
 624 artificial reefs in a large Neotropical reservoir: material type and successional changes. *Ecol.*
 625 *Appl.* 21, 251–262. <https://doi.org/10.1890/09-1283.1>
 626
- 627 SER, n.d. What is ecological restoration? [WWW Document]. Last accessed 4 Sept. 2023.
 628 URL <https://www.ser-rrc.org/what-is-ecological-restoration/>

- 629
630 Seraphim, M.J., Sloman, K.A., Alexander, M.E., Janetski, N., Jompa, J., Ambo-Rappe, R.,
631 Snellgrove, D., Mars, F., Harborne, A.R., 2020. Interactions between coral restoration and
632 fish assemblages: implications for reef management. *J. Fish Biol.* 97, 633–655.
633 <https://doi.org/10.1111/jfb.14440>
634
635 Siu, G., Bacchet, P., Bernardi, G., Brooks, A.J., Carlot, J., Causse, R., Claudet, J., Clua, É.,
636 Delrieu-Trottin, E., Espiau, B., Harmelin-Vivien, M., Keith, P., Lecchini, D., Madi-Moussa,
637 R., Parravicini, V., Planes, S., Ponsonnet, C., Randall, J.E., Sasal, P., Taquet, M., Williams,
638 J.T., Galzin, R., 2017. Shore fishes of French Polynesia. *Cybium* 41, 245–278.
639
640 Smith, C.L., 1978. Coral reef fish communities: a compromise view. *Environ. Biol. Fishes* 3,
641 109–128. <https://doi.org/10.1007/BF00006312>
642
643 Stewart, B.D., Jones, G.P., 2001. Associations between the abundance of piscivorous fishes
644 and their prey on coral reefs: implications for prey-fish mortality. *Mar. Biol.* 138, 383–397.
645 <https://doi.org/10.1007/s002270000468>
646
647 Thériault-Gauthier, M., 2017. L'évolution assistée pour favoriser la résilience et la résistance
648 des récifs coralliens face aux changements climatiques. Université de Sherbrooke.
649
650 Thresher, R.E., 1983. Environmental correlates of the distribution of planktivorous fishes in
651 the One Tree Reef Lagoon. *Mar. Ecol. Prog. Ser.* 10, 137–145.
652
653 Toledo, M.-I., Torres, P., Díaz, C., Zamora, V., López, J., Olivares, G., 2020. Ecological
654 succession of benthic organisms on niche-type artificial reefs. *Ecol. Process.* 9, 38.
655 <https://doi.org/10.1186/s13717-020-00242-9>
656
657 Vicente, J., Timmers, M.A., Webb, M.K., Bahr, K.D., Jury, C.P., Toonen, R.J., 2022.
658 Ecological succession of the sponge cryptofauna in Hawaiian reefs add new insights to
659 detritus production by pioneering species. *Sci. Rep.* 12, 15093.
660 <https://doi.org/10.1038/s41598-022-18856-8>
661
662 Viviani, J., Moritz, C., Parravicini, V., Lecchini, D., Siu, G., Galzin, R., Viriot, L., 2019.
663 Synchrony patterns reveal different degrees of trophic guild vulnerability after disturbances
664 in a coral reef fish community. *Divers. Distrib.* ddi.12931. <https://doi.org/10.1111/ddi.12931>
665
666 Woolstra, C.R., Peixoto, R.S., Ferrier-Pagès, C., 2023. Mitigating the ecological collapse of
667 coral reef ecosystems. *EMBO Rep.* 24. <https://doi.org/10.15252/embr.202356826>
668
669 Wang, J., Soininen, J., Heino, J., 2021. Ecological indicators for aquatic biodiversity,
670 ecosystem functions, human activities and climate change. *Ecol. Indic.* 132, 108250.
671 <https://doi.org/10.1016/j.ecolind.2021.108250>
672
673 Warton, D.I., Wright, S.T., Wang, Y., 2012. Distance-based multivariate analyses confound
674 location and dispersion effects. *Methods Ecol. Evol.* 3, 89–101.
675 <https://doi.org/10.1111/j.2041-210X.2011.00127.x>
676
677 Wilson, S.K., Graham, N.A.J., Pratchett, M.N.S., Jones, G.P., Polunin, N.V.C., 2006.
678 Multiple disturbances and the global degradation of coral reefs: are reef fishes at risk or

679 resilient? *Glob. Chang. Biol.* 12, 2220–2234. [https://doi.org/10.1111/j.1365-](https://doi.org/10.1111/j.1365-2486.2006.01252.x)
680 [2486.2006.01252.x](https://doi.org/10.1111/j.1365-2486.2006.01252.x)

681

682 Young, C., Schopmeyer, S., Lirman, D., 2012. A Review of Reef Restoration and Coral
683 Propagation Using the Threatened Genus *Acropora* in the Caribbean and Western Atlantic.
684 *Bull. Mar. Sci.* 88, 1075–1098. <https://doi.org/10.5343/bms.2011.1143>

685

686 Zakaria, I.J., Syaifullah, H.A., 2020. Succession of reef fish community at the coral area
687 rehabilitated with coral transplantation and artificial reef in West Sumatra, Indonesia. *AAFL*
688 *Bioflux* 13, 1934–1945.

689

690

691

692

693

694

695

Journal Pre-proof

696 **FIGURES CAPTIONS**

697 **Fig. 1.** Location of the study site. (A) Bora Bora with the zone of interest highlighted in red, (B) Detail of the
698 Marine Educational Area (MEA) outlined with a dashed white line. The imagery used is from Airbus and has
699 been modified from Google Earth. Each study patch is denoted by a yellow circle. (C and D) Examples of non-
700 restored vs. a restored patch in the MEA, respectively.

701

702 **Fig. 2** Violin plots illustrating probability distribution with boxplots illustrating the median and the interquartile
703 range to illustrate the differences in (A) the number of species (ΔNoSp), (B) the diversity ($\Delta H'$), and (C) the
704 abundance (ΔAb) before and after the restoration for the four restoration conditions (0%, 25%, 50%, and 75%).

705


706 **Fig. 3** Canonical correspondence analysis ordination plot displaying the composition of the adult fish
707 assemblages after the restoration based on Bray-Curtis dissimilarities, with 95% confidence intervals
708 represented by ellipses. The colors red, orange, yellow, and green correspond to the four restoration conditions
709 (0%, 25%, 50%, and 75%, respectively). The pink dots correspond to each site replicate and the fish icons to the
710 fish species. A different icon was used for each fish family.

711

712 **Fig. 4** Δ mean number of individuals (mean \pm SE) for the different trophic groups. (A) herbivorous grazers, (B)
713 herbivorous scrapers or excavators, (C) omnivores, (D) planktivores, (E) piscivores, and (F) benthic
714 invertebrates' feeders.

715

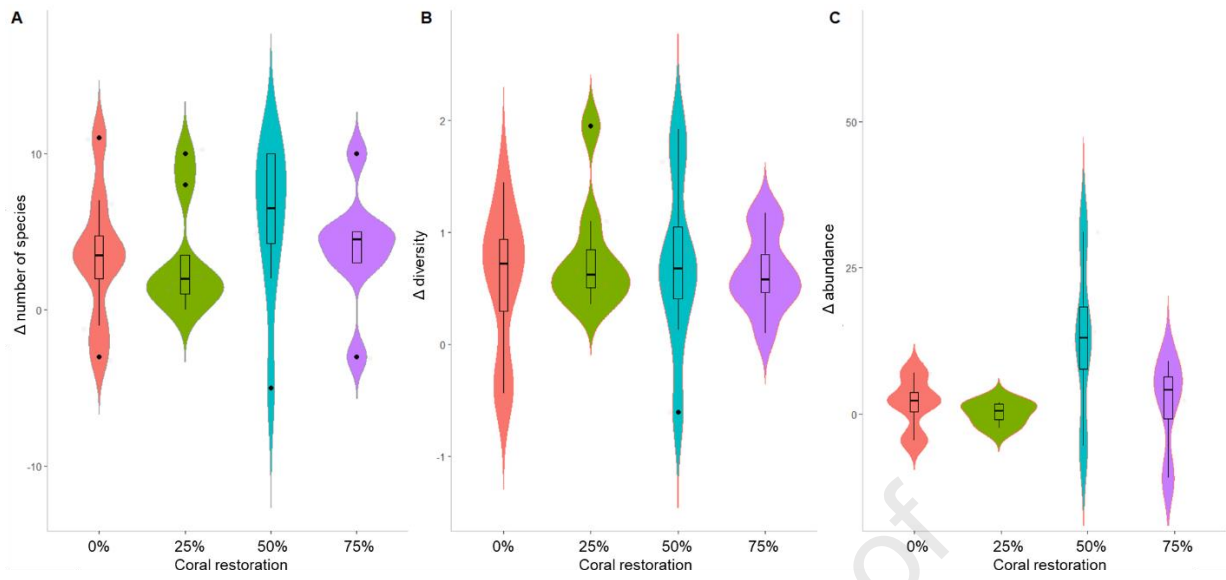
716

717 **FIGURES**

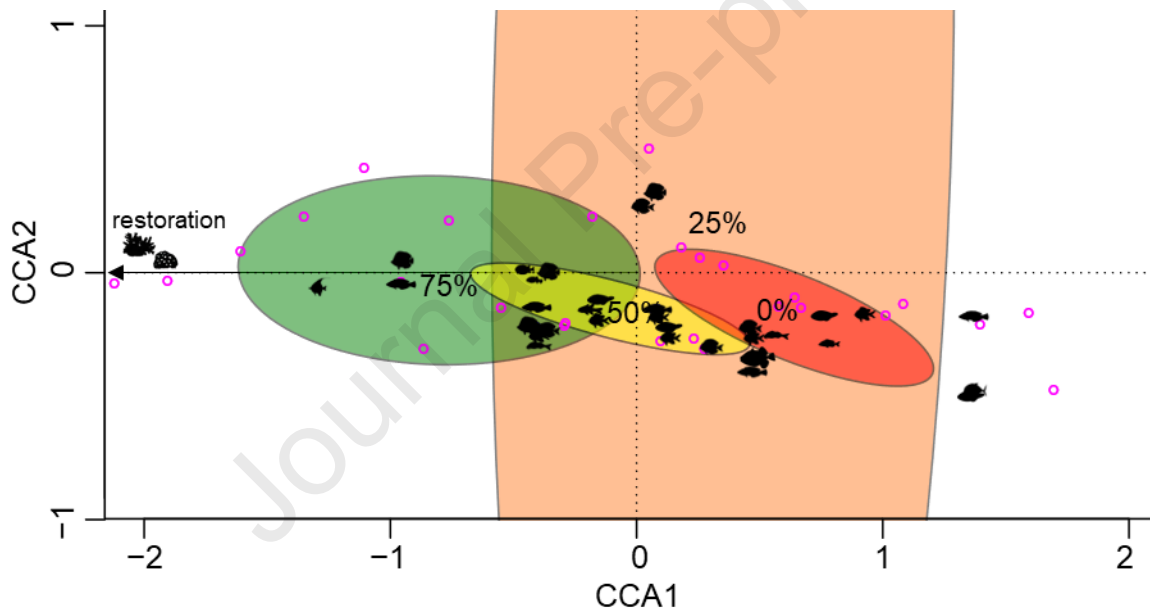
718

719 **Fig. 1**

720

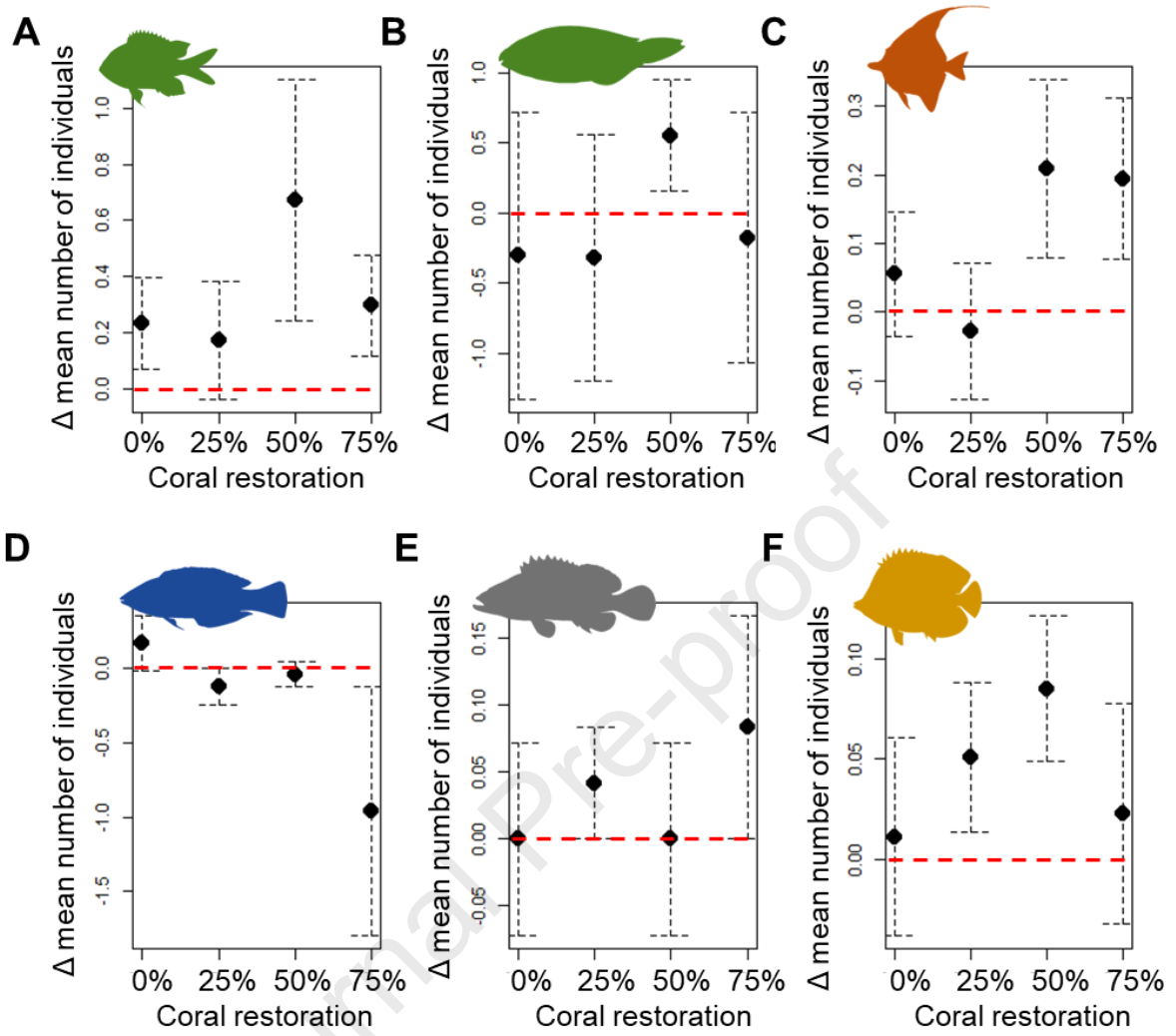


721

722 **Fig. 2**

723

724 **Fig. 3**



725

726 Fig. 4

727

728

729

730

Highlights

- Short-term impacts (< 1 month) of coral restoration on fish abundance, diversity, and assemblages in a marine educational area in Bora Bora were studied.
- Some species were associated with the more restored patches (*Chaetodon citrinellus*, *Halichoeres trimaculatus*, and *Zanclus cornutus*).
- There was no short-term effect on abundance and diversity but there was a significant modification of adult assemblages.
- It indicates the effectiveness of restoration efforts even within a brief period.
- These rapid changes underscore the remarkable ability of adult fish to adapt to rapidly changing environments.

Conflicts of interest/Competing interests

The authors declare no competing interest.

Journal Pre-proof