



HAL
open science

Perceptual strategies of normal-hearing listeners and hearing-aid users for consonant discrimination in noise

Léo Varnet, Chloé Langlet, Christian Lorenzi, Diane S. Lazard, Christophe MicheyL

► **To cite this version:**

Léo Varnet, Chloé Langlet, Christian Lorenzi, Diane S. Lazard, Christophe MicheyL. Perceptual strategies of normal-hearing listeners and hearing-aid users for consonant discrimination in noise. ARCHES 2018, Nov 2018, Amsterdam, Netherlands. hal-04526859

HAL Id: hal-04526859

<https://hal.science/hal-04526859>

Submitted on 29 Mar 2024

HAL is a multi-disciplinary open access archive for the deposit and dissemination of scientific research documents, whether they are published or not. The documents may come from teaching and research institutions in France or abroad, or from public or private research centers.

L'archive ouverte pluridisciplinaire **HAL**, est destinée au dépôt et à la diffusion de documents scientifiques de niveau recherche, publiés ou non, émanant des établissements d'enseignement et de recherche français ou étrangers, des laboratoires publics ou privés.

Perceptual strategies of normal-hearing listeners and hearing-aid users for consonant discrimination in noise

Léo Varnet*¹, Chloé Langlet¹, Christian Lorenzi¹, Diane S. Lazard², and Christophe Micheyl³

¹Laboratoire des Systèmes Perceptifs, Département d'Études Cognitives, École Normale Supérieure, PSL Research University, CNRS, Paris, France.

²Institut Arthur Vernes, ENT department, Paris, France. ³Starkey Hearing Technologies, Eden Prairie, Minnesota, USA

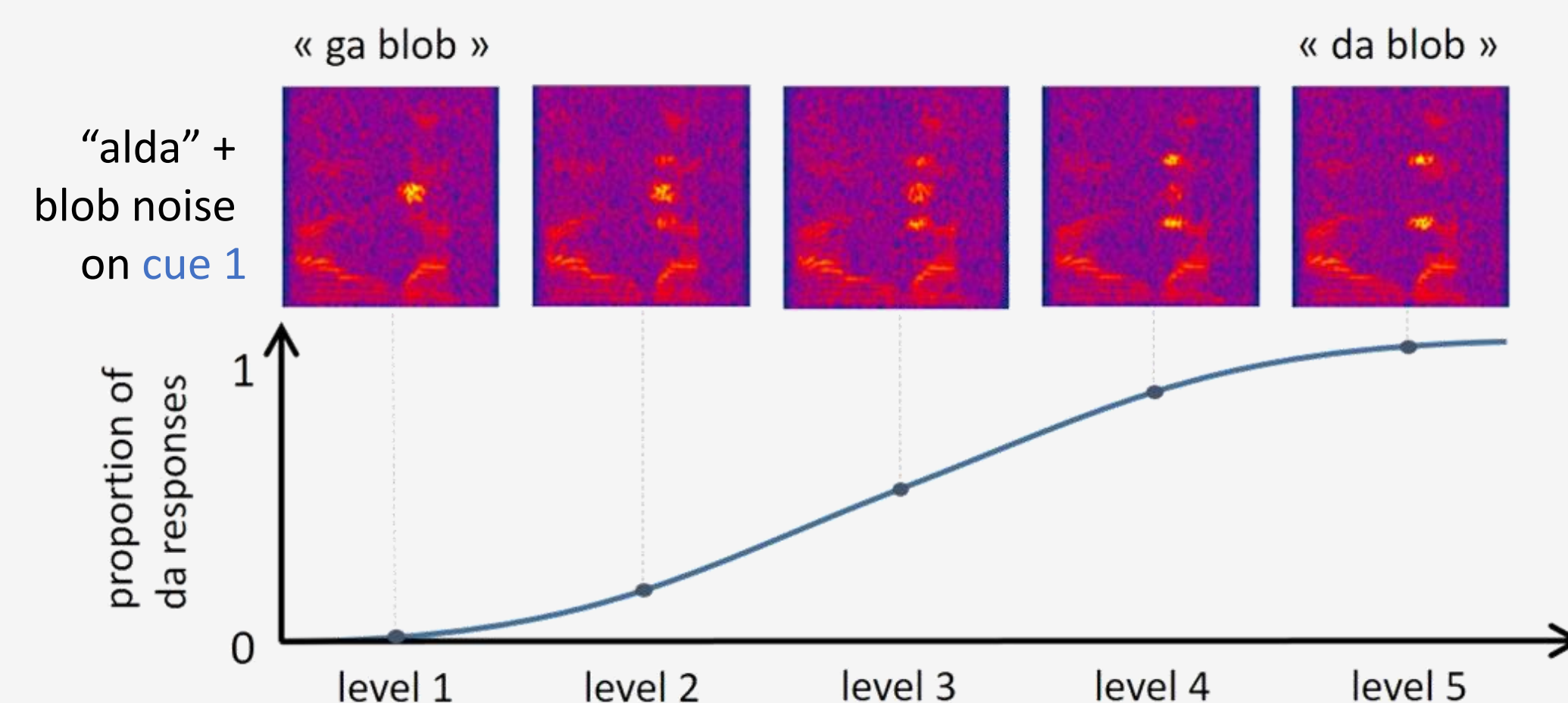
*Contact: leo.varnet@ens.fr

1. Introduction

- Phonetic categorization is a complex process involving the detection and combination of **multiple acoustic cues** [1, 2]. For example, the discrimination of /da/ and /ga/ in noise relies on (at least) two cues [2]:
 - a **primary cue (cue 1)** on the 2nd and 3rd formant onsets
 - a **secondary cue (cue 2)** on the 1st formant onset
- Understanding how human listeners use such cues and how these perceptual strategies are impacted by hearing loss is an important step toward designing more effective speech-processing algorithms for hearing-impaired (HI) or normal-hearing (NH) individuals [3].
- In particular, **supra-threshold deficits** are known to affect the weighting strategies and the use of speech cues, and may explain why HI listeners often gain limited benefit from a hearing aid [4,5].
- Here, we measured the sensitivity of listeners to **cue 1** and **cue 2** in a /da/-/ga/ categorization task. Using this method, we **compared the weighting strategies** of NH and HI listeners for consonant discrimination in noise.

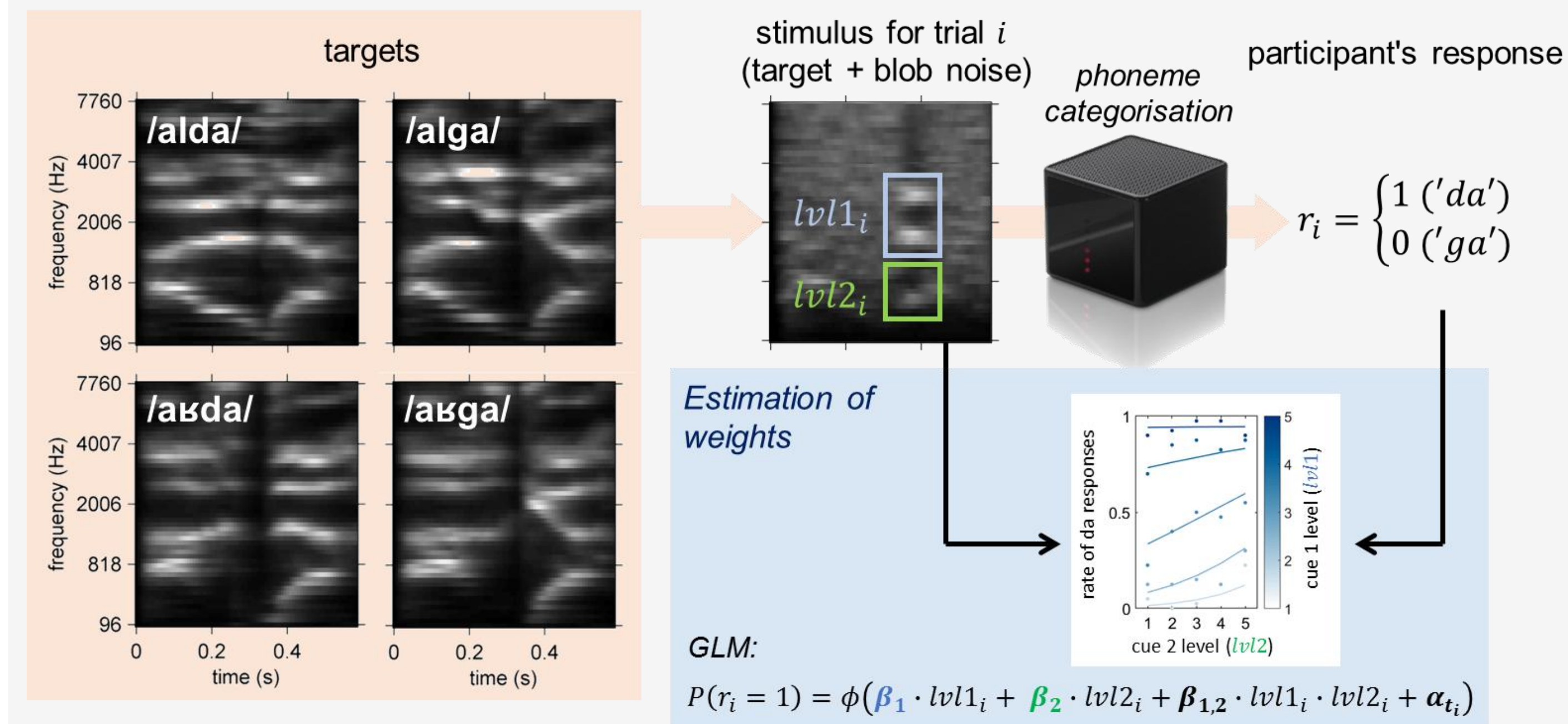
2. Methods

- Blob noise**: white noise with an additional bump of noise enhancing one of the acoustic cues → a noise that **shifts perception** from da to ga (or from ga to da).
- By varying the energy of the blob and measuring the proportion of confusions, we can estimate the **sensitivity** of a listener to the corresponding cue.
- Joint measurement of the weightings of **two separate cues** in the phonetic decision → **2-dimensional /da/-/ga/ continuum** with 5 levels per dimension, totalling 25 blob noise configurations.



Example of 1-dimensional blob noise continuum on **cue 1** and schematic representation of the corresponding psychometric function.

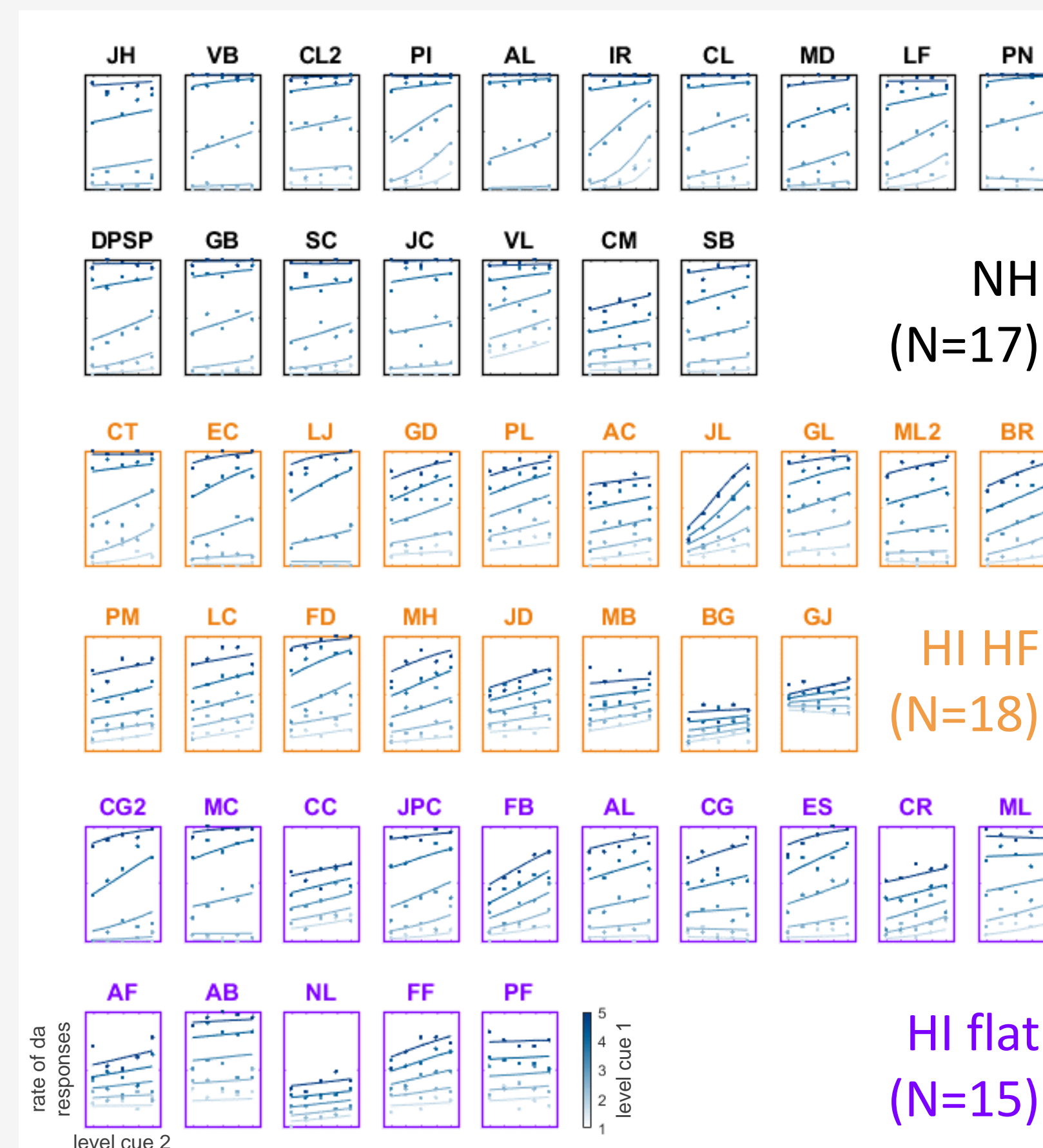
- 1000 trials** per participant (4 target X 25 blob noises X 10 repetitions).
- The data was fed to a Generalized Linear Model to get individual estimates of β_1 and β_2 (participant's weights on cue 1 and cue 2.)



This approach was used in three groups of listeners:

- 17 normal-hearing (NH)** participants
- 18 hearing-impaired (HI HF)** participants with high-frequency loss
- 15 hearing-impaired (HI flat)** participants with approximately flat loss

- For all HI participants, audibility was restored with a **simulated hearing aid** (NAL-R algorithm, fitted individually).
- The weights were estimated at the individual and group level through a Bayesian hierarchical GLM.

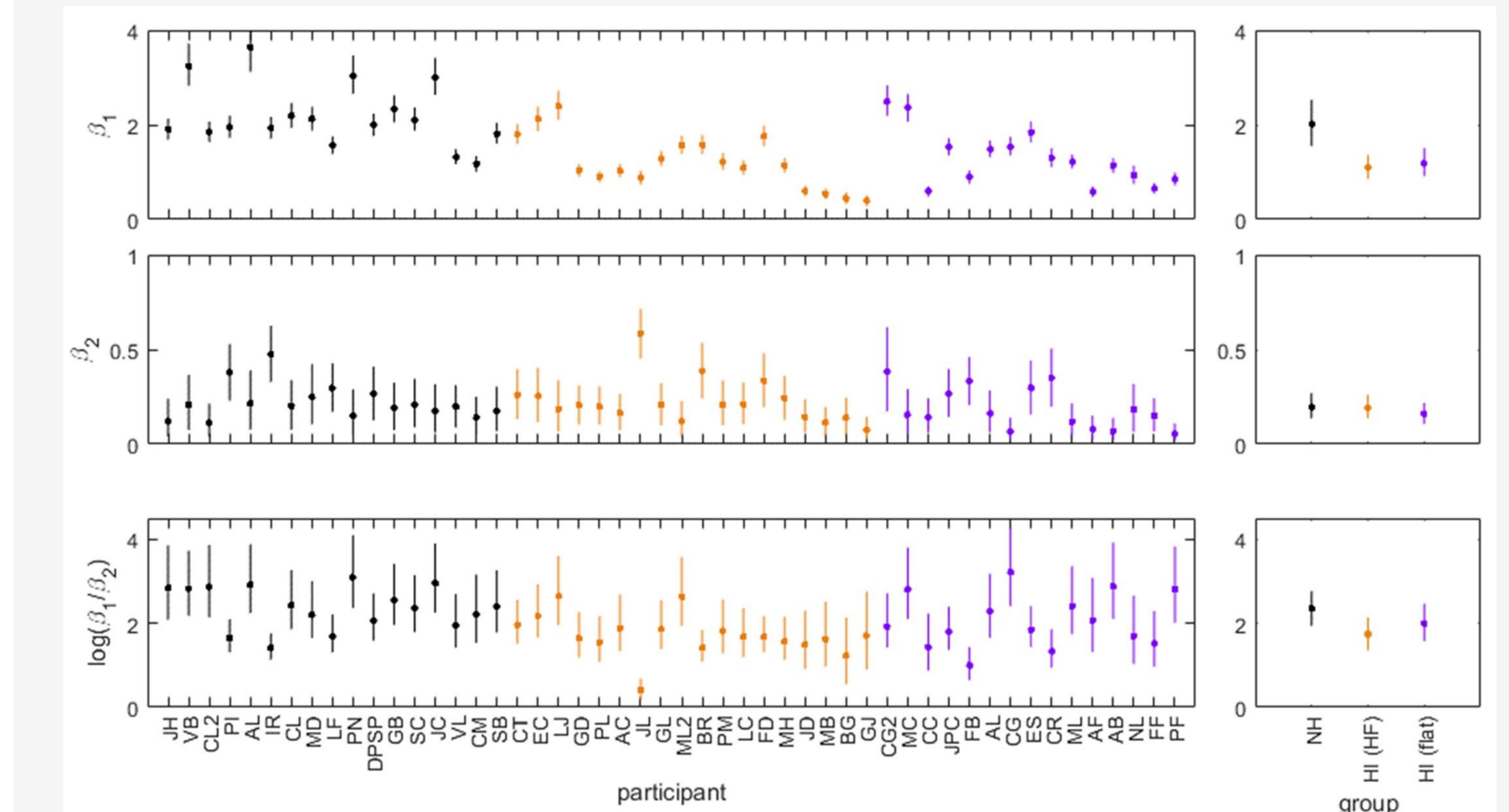


Data measured for all participants (dots) and predictions of the model (lines), averaged across targets. The proportion of 'da' answer is plotted as a function of **cue 2** level, with **cue 1** level as a parameter (shade of blue).

References:

- Li, F., Menon, A. & Allen, J. B. A psychoacoustic method to find the perceptual cues of stop consonants in natural speech. *The Journal of the Acoustical Society of America* 127, 2599–2610, doi:10.1121/1.3295689 (2010).
- Varnet, L., Knoblauch, K., Serniclaes, W., Meunier, F. & Hoen, M. A Psychophysical Imaging Method Evidencing Auditory Cue Extraction during Speech Perception: A Group Analysis of Auditory Classification Images. *PLoS ONE* 10, e0118009, (2015).
- Abavisani, A. & Allen, J. B. Evaluating hearing aid amplification using idiosyncratic consonant errors. *The Journal of the Acoustical Society of America* 142, 3736, doi:10.1121/1.5016852 (2017).
- Turner, C. W. & Brus, S. L. Providing low- and mid-frequency speech information to listeners with sensorineural hearing loss. *The Journal of the Acoustical Society of America* 109, 2999–3006, doi:10.1121/1.1371757 (2001).

3. Results



Estimated values for parameters β_1 and β_2 at the individual (left) and group (right) levels, with 95% credible intervals. The lower panel shows the values of the log sensitivity ratio $\log(\beta_1/\beta_2)$

- Large within-groups and between-groups variability** in the weightings of the two cues.
- log sensitivity ratio $\log(\beta_1/\beta_2)$** : relative importance of cue 1 and cue 2 in the decision, irrespective of the influence of other factors such as internal noise.
- The variability in the individual weights comes mostly from internal noise (not from an individual inability to make use of one particular cue).
- HI HF participants relied slightly less heavily on cue 1** (relative to **cue 2**), compared to NH individuals, even though their hearing loss was corrected through amplification.

4. Conclusions

- The **blob noise method** allows the experimenter to measure the weighting strategies of listeners or groups of listeners engaged in **natural speech categorization in noise**.
- We observed a large inter-individual variability in the absolute values of the weights, mostly due to **internal noise**.
- Despite the fact that they are provided with a simulated hearing aid, **HI HF listeners are unable to adapt their strategy to come back to that of a NH participant**. This inability to weight the cues efficiently may explain why they often obtain limited benefit from their hearing aid.