



**HAL**  
open science

## **IEMN - Deposition Techniques in Clean Room**

Isabelle Roch-Jeune, Marc Dewitte, Carlos Moncasi, Chiara Crivello, David Guérin, Guillaume Cochez, Jérémie Chaillou

► **To cite this version:**

Isabelle Roch-Jeune, Marc Dewitte, Carlos Moncasi, Chiara Crivello, David Guérin, et al.. IEMN - Deposition Techniques in Clean Room. Renatech dépôts 2023, Oct 2023, Dijon, France. hal-04526167

**HAL Id: hal-04526167**

**<https://hal.science/hal-04526167>**

Submitted on 29 Mar 2024

**HAL** is a multi-disciplinary open access archive for the deposit and dissemination of scientific research documents, whether they are published or not. The documents may come from teaching and research institutions in France or abroad, or from public or private research centers.

L'archive ouverte pluridisciplinaire **HAL**, est destinée au dépôt et à la diffusion de documents scientifiques de niveau recherche, publiés ou non, émanant des établissements d'enseignement et de recherche français ou étrangers, des laboratoires publics ou privés.

# IEMN - Deposition Techniques in Clean Room

**Team:** Isabelle Roch-Jeune, Marc Dewitte, Carlos Moncasi-Luque, Chiara Crivello, David Guerin, Guillaume Cochez, Jérémie Chaillou

## SPUTTERING SYSTEMS


### ALLIANCE CONCEPT DP 650n°34

- 6 DC and RF cathodes 4"
- DC pulse and RF generators
- Au, Ni, Pt, WTi, Ta, NiCr, NiCu, Al, Mo, Cu, TaN, Si, SiO<sub>2</sub>, ...

800 °C

### 1 LEYBOLD Z550

- 1 cathode 6" and 4 cathodes 4" RF and DC
- Magnetic layer deposition
- TbFe<sub>2</sub>, TbCo<sub>2</sub>, TbFeCo, FeCo, Fe, Co, CoPt, FePt, Ta, Cr



VN Sputtering 550 °C

### 1 ALLIANCE CONCEPT CT 200 CLUSTER

- 3 chambers, 14 targets (2" confocal, 4" planar), fully automated
- Different RF and DC pulse generators
- Single or multi-layers processes, reactive sputtering, co-sputtering, substrate bias.
- Realization of complex structures without vacuum break and cross-contamination of chambers

Ch. 1 & 2 → Metals & Nitrides (Fe, Co, Pt, VN, ...)

Ch. 3 → Metals, Nitrides & Oxides (W, WN, TiN, Ta<sub>2</sub>O<sub>5</sub>, ZnO, ITO, ...)

### 1 ELETTRORAVA NEW!

- 12 targets 4" confocal, fully automated, RF, DC, HiPIMS, bias.
- Single or multi-layers processes, reactive sputtering, co-(tri-)sputtering, substrate holder with planetary rotation

800 °C


## ELECTRON BEAM

### 1 PLASSYS MEB 450S

- Load lock
- Substrate holder 4"
- 3 sources: In, Cr, Au
- Substrate holder with planetary rotation

### 1 PLASSYS MEB 550SL


- Load lock with O<sub>2</sub> treatment
- Ion beam in chamber
- Substrate holder 6"
- Ti, Ni, Cr, Al, Au, Pt, Pd, Ge




Cr/Au Nanoprobe

### 2 PLASSYS MEB 550S

- Load lock with ion beam source
- Capacity : 4 substrate holders 4"
- Au, Ti, Ge, Al, Pt, Ni, Mo, Cr, Pd, Ag




Mirror covered with Au



## INKJET PRINTING

### CERADROP X-SERIES INKJET PRINTER

- 2 Dimatix Printhead (128 Nozzles each, Ø35 µm)
- 1 Mono nozzle print-head
- Diameter of Nozzle 20, 30, or 35 µm
- 1 IR Dryer
- Printing with AgNPs ink and carbon ink

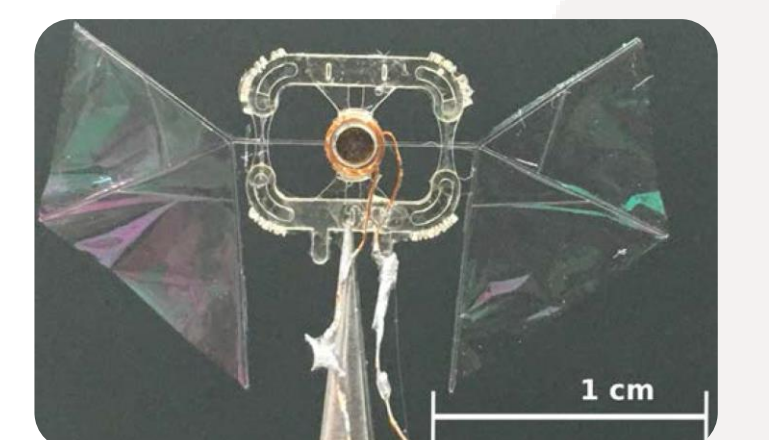


Ag circuit printed on PET

## PARYLENE

### COMELEC C20S

- Room temperature deposition (3 steps):
- Vaporization of the solid dimer
- Pyrolysis of the dimer to yield the monomeric diradical
- Simultaneous adsorption and polymerization of the monomer on the substrate (at room temperature)
- Thickness ranging from 30 nm to 50 µm



OVMI-Parylene



## FURNACES

### RAPID WAFER HEATING SYSTEM JIPELEC JETFIRST 200

Gas process : N<sub>2</sub> - N<sub>2</sub>/5%H<sub>2</sub> - O<sub>2</sub> - Ar

100 – 1100 °C



### ATMOSPHERIC PRESSURE TUBULAR ANNEALING FURNACES CARBOLITE

Gas process : N<sub>2</sub> - N<sub>2</sub>/5%H<sub>2</sub>


100 – 1000 °C

## PE-CVD

### OXFORD PLASMALAB 80 PLUS

- Substrate holder of 8"
- HF 13.56 MHz and BF 50 to 400 KHz
- Gas: 5%SiH<sub>4</sub>/N<sub>2</sub> - NH<sub>3</sub> - N<sub>2</sub>O - N<sub>2</sub> - He, and CF<sub>4</sub>/20%O<sub>2</sub> - O<sub>2</sub>
- Deposition rate: 100 – 700 Å/mn
- SiO<sub>2</sub>, SiO<sub>x</sub>N<sub>y</sub>, Si<sub>3</sub>N<sub>4</sub>

100 – 340 °C



Si<sub>3</sub>N<sub>4</sub> at 300 °C different thicknesses



## AP-CVD & LP-CVD

### 2 AP-CVD TEMPRESS FURNACES

- Tubes for thermal oxidations of silicon wafers up to 1100 °C
- Thickness: from 2 nm up to 2 µm



### 3 DEDICATED LP-CVD TUBES

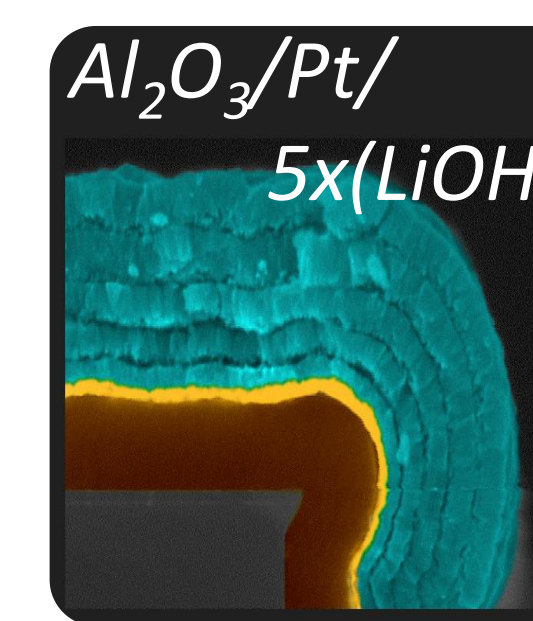
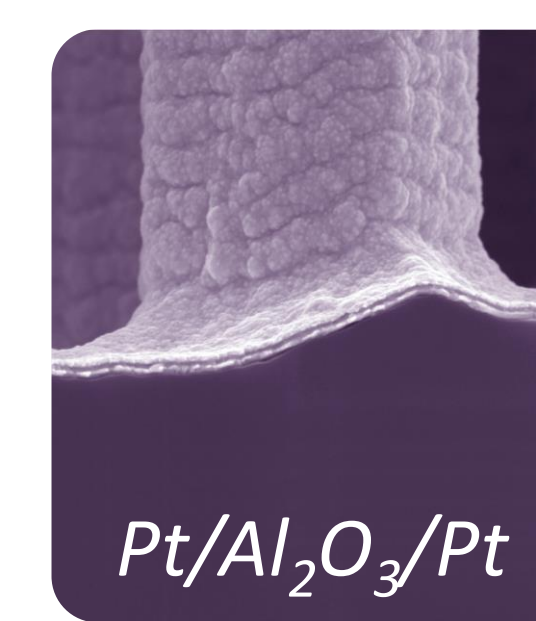

- Poly Si (≤ 600°C) and in-situ P doped poly Si – thickness up to 2 µm 650 to 750 °C
- LTO, BSG LTO, PSG LTO or BPSG LTO - thickness up to 5 µm 420 °C
- Low stress Si<sub>x</sub>N<sub>y</sub> or stoichiometric Si<sub>3</sub>N<sub>4</sub> - thickness up to 1 µm 800 °C
- Gas: O<sub>2</sub>, H<sub>2</sub>, SiH<sub>4</sub>, PH<sub>3</sub>, BCl<sub>3</sub>, SiH<sub>2</sub>Cl<sub>2</sub>, NH<sub>3</sub>, N<sub>2</sub>, Ar

## ALD

### 2 ALD PICOSUN - R200 ADVANCED

Through-porous and HAR samples


- Precursors : 2 or 3 liquid sources, 3 solid sources, 5 gases for plasma, ozone
- 2 process chambers
- 1 mono layer growth control 50 - 500 °C
- 2 glove boxes (N<sub>2</sub>, Ar)
- 1 ellipsometer *in-situ*
- Al<sub>2</sub>O<sub>3</sub>, NiO, TiO<sub>2</sub>, ZnO, MnO<sub>2</sub>, Ag, Pt, LiOH, ...



## INKJET PRINTING

### CERADROP X-SERIES INKJET PRINTER

- 2 Dimatix Printhead (128 Nozzles each, Ø35 µm)
- 1 Mono nozzle print-head
- Diameter of Nozzle 20, 30, or 35 µm
- 1 IR Dryer
- Printing with AgNPs ink and carbon ink

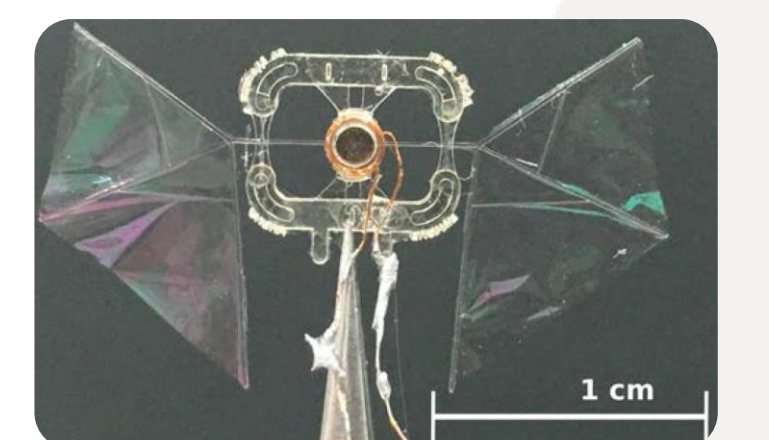


Ag circuit printed on PET

## PARYLENE

### COMELEC C20S

- Room temperature deposition (3 steps):
- Vaporization of the solid dimer
- Pyrolysis of the dimer to yield the monomeric diradical
- Simultaneous adsorption and polymerization of the monomer on the substrate (at room temperature)
- Thickness ranging from 30 nm to 50 µm



OVMI-Parylene



## FURNACES

### RAPID WAFER HEATING SYSTEM JIPELEC JETFIRST 200

Gas process : N<sub>2</sub> - N<sub>2</sub>/5%H<sub>2</sub> - O<sub>2</sub> - Ar

100 – 1100 °C



### ATMOSPHERIC PRESSURE TUBULAR ANNEALING FURNACES CARBOLITE

Gas process : N<sub>2</sub> - N<sub>2</sub>/5%H<sub>2</sub>

100 – 1000 °C