



HAL
open science

IEMN - Deposition Techniques in Clean Room

Isabelle Roch-Jeune, Marc Dewitte, Carlos Moncasi, Chiara Crivello, David Guérin, Guillaume Cochez, Jérémie Chaillou

► **To cite this version:**

Isabelle Roch-Jeune, Marc Dewitte, Carlos Moncasi, Chiara Crivello, David Guérin, et al.. IEMN - Deposition Techniques in Clean Room. Renatech dépôts 2023, Oct 2023, Dijon, France. hal-04526167

HAL Id: hal-04526167

<https://hal.science/hal-04526167>

Submitted on 29 Mar 2024

HAL is a multi-disciplinary open access archive for the deposit and dissemination of scientific research documents, whether they are published or not. The documents may come from teaching and research institutions in France or abroad, or from public or private research centers.

L'archive ouverte pluridisciplinaire **HAL**, est destinée au dépôt et à la diffusion de documents scientifiques de niveau recherche, publiés ou non, émanant des établissements d'enseignement et de recherche français ou étrangers, des laboratoires publics ou privés.

IEMN - Deposition Techniques in Clean Room

Team: Isabelle Roch-Jeune, Marc Dewitte, Carlos Moncasi-Luque, Chiara Crivello, David Guerin, Guillaume Cochez, Jérémie Chaillou

SPUTTERING SYSTEMS

ALLIANCE CONCEPT DP 650n°34

- 6 DC and RF cathodes 4"
- DC pulse and RF generators
- Au, Ni, Pt, WTi, Ta, NiCr, NiCu, Al, Mo, Cu, TaN, Si, SiO₂, ...


800 °C

ALLIANCE CONCEPT DP 650n°24

- 4 cathodes 6"
- DC pulse and RF generators
- Au, Al, Ti, Cr, Cu

1 LEYBOLD Z550

- 1 cathode 6" and 4 cathodes 4" RF and DC
- Magnetic layer deposition
- TbFe₂, TbCo₂, TbFeCo, FeCo, Fe, Co, CoPt, FePt, Ta, Cr



VN Sputtering 550 °C

1 ALLIANCE CONCEPT CT 200 CLUSTER

- 3 chambers, 14 targets (2" confocal, 4" planar), fully automated
- Different RF and DC pulse generators
- Single or multi-layers processes, reactive sputtering, co-sputtering, substrate bias.
- Realization of complex structures without vacuum break and cross-contamination of chambers

Ch. 1 & 2 → Metals & Nitrides (Fe, Co, Pt, VN, ...)

Ch. 3 → Metals, Nitrides & Oxides (W, WN, TiN, Ta₂O₅, ZnO, ITO, ...)

1 ELETTRORAVA NEW!

- 12 targets 4" confocal, fully automated, RF, DC, HiPIMS, bias.
- Single or multi-layers processes, reactive sputtering, co-(tri-)sputtering, substrate holder with planetary rotation

800 °C


ELECTRON BEAM

1 PLASSYS MEB 450S

- Load lock
- Substrate holder 4"
- 3 sources: In, Cr, Au
- Substrate holder with planetary rotation

1 PLASSYS MEB 550SL


- Load lock with O₂ treatment
- Ion beam in chamber
- Substrate holder 6"
- Ti, Ni, Cr, Al, Au, Pt, Pd, Ge




Cr/Au Nanoprobe

2 PLASSYS MEB 550S

- Load lock with ion beam source
- Capacity : 4 substrate holders 4"
- Au, Ti, Ge, Al, Pt, Ni, Mo, Cr, Pd, Ag




Mirror covered with Au



INKJET PRINTING

CERADROP X-SERIES INKJET PRINTER

- 2 Dimatix Printhead (128 Nozzles each, Ø35 µm)
- 1 Mono nozzle print-head
Diameter of Nozzle 20, 30, or 35 µm
- 1 IR Dryer
- Printing with AgNPs ink and carbon ink




Ag circuit printed on PET

PARYLENE

COMELEC C20S

- Room temperature deposition (3 steps):
- Vaporization of the solid dimer
- Pyrolysis of the dimer to yield the monomeric diradical
- Simultaneous adsorption and polymerization of the monomer on the substrate (at room temperature)
- Thickness ranging from 30 nm to 50 µm



OVMI-Parylene



FURNACES

RAPID WAFER HEATING SYSTEM JIPELEC JETFIRST 200

Gas process : N₂ - N₂/5%H₂ - O₂ - Ar

100 – 1100 °C



ATMOSPHERIC PRESSURE TUBULAR ANNEALING FURNACES CARBOLITE

Gas process : N₂ - N₂/5%H₂


100 – 1000 °C

PE-CVD

OXFORD PLASMALAB 80 PLUS

- Substrate holder of 8"
- HF 13.56 MHz and BF 50 to 400 KHz
- Gas: 5%SiH₄/N₂ - NH₃ - N₂O - N₂ - He, and CF₄/20%O₂ - O₂
- Deposition rate: 100 – 700 Å/mn
- SiO₂, SiO_xN_y, Si₃N₄

100 – 340 °C



Si₃N₄ at 300 °C different thicknesses



AP-CVD & LP-CVD

2 AP-CVD TEMPRESS FURNACES

- Tubes for thermal oxidations of silicon wafers up to 1100 °C
- Thickness: from 2 nm up to 2 µm



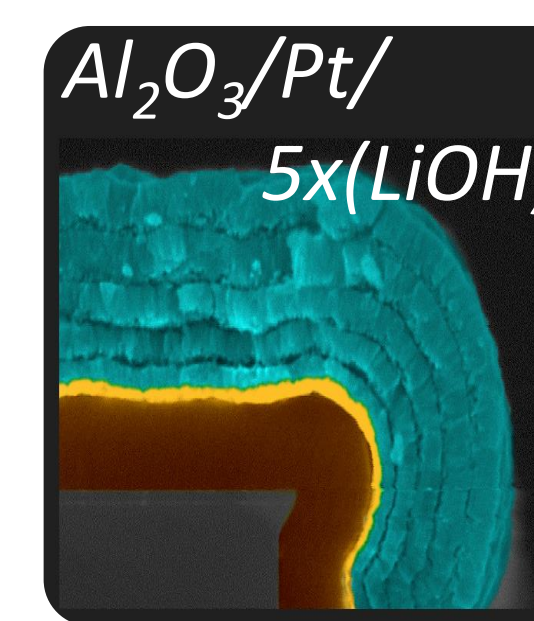


3 DEDICATED LP-CVD TUBES

- Poly Si (≤ 600°C) and in-situ P doped poly Si – thickness up to 2 µm 650 to 750 °C
- LTO, BSG LTO, PSG LTO or BPSG LTO - thickness up to 5 µm 420 °C
- Low stress Si_xN_y or stoichiometric Si₃N₄ - thickness up to 1 µm 800 °C
- Gas: O₂, H₂, SiH₄, PH₃, BCl₃, SiH₂Cl₂, NH₃, N₂, Ar

ALD

2 ALD PICOSUN - R200 ADVANCED


- Through-porous and HAR samples
- Precursors : 2 or 3 liquid sources, 3 solid sources, 5 gases for plasma, ozone
- 2 process chambers 50 - 500 °C
- 1 mono layer growth control
- 2 glove boxes (N₂, Ar)
- 1 ellipsometer *in-situ*
- Al₂O₃, NiO, TiO₂, ZnO, MnO₂, Ag, Pt, LiOH, ...



INKJET PRINTING

CERADROP X-SERIES INKJET PRINTER

- 2 Dimatix Printhead (128 Nozzles each, Ø35 µm)
- 1 Mono nozzle print-head
Diameter of Nozzle 20, 30, or 35 µm
- 1 IR Dryer
- Printing with AgNPs ink and carbon ink




Ag circuit printed on PET

PARYLENE

COMELEC C20S

- Room temperature deposition (3 steps):
- Vaporization of the solid dimer
- Pyrolysis of the dimer to yield the monomeric diradical
- Simultaneous adsorption and polymerization of the monomer on the substrate (at room temperature)
- Thickness ranging from 30 nm to 50 µm



OVMI-Parylene



FURNACES

RAPID WAFER HEATING SYSTEM JIPELEC JETFIRST 200

Gas process : N₂ - N₂/5%H₂ - O₂ - Ar

100 – 1100 °C



ATMOSPHERIC PRESSURE TUBULAR ANNEALING FURNACES CARBOLITE

Gas process : N₂ - N₂/5%H₂

100 – 1000 °C