



HAL
open science

SLAM Project - Long Term Ecological Study of the Impacts of Climate Change in the natural forests of Azores: V - New records of terrestrial arthropods after ten years of SLAM sampling

Sébastien Lhoumeau, Pedro Cardoso, Mário Boieiro, Alejandra Ros-Prieto, Ricardo Costa, Lucas Lamelas-Lopez, Abrão Leite, Isabel Amorim Do Rosário, Rosalina Gabriel, Jagoba Malumbres-Olarte, et al.

► **To cite this version:**

Sébastien Lhoumeau, Pedro Cardoso, Mário Boieiro, Alejandra Ros-Prieto, Ricardo Costa, et al.. SLAM Project - Long Term Ecological Study of the Impacts of Climate Change in the natural forests of Azores: V - New records of terrestrial arthropods after ten years of SLAM sampling. Biodiversity Data Journal, 2022, 10, 10.3897/bdj.10.e97952 . hal-04505235

HAL Id: hal-04505235

<https://hal.science/hal-04505235>

Submitted on 14 Mar 2024

HAL is a multi-disciplinary open access archive for the deposit and dissemination of scientific research documents, whether they are published or not. The documents may come from teaching and research institutions in France or abroad, or from public or private research centers.

L'archive ouverte pluridisciplinaire **HAL**, est destinée au dépôt et à la diffusion de documents scientifiques de niveau recherche, publiés ou non, émanant des établissements d'enseignement et de recherche français ou étrangers, des laboratoires publics ou privés.



SLAM Project - Long Term Ecological Study of the Impacts of Climate Change in the natural forests of Azores: V - New records of terrestrial arthropods after ten years of SLAM sampling

Sébastien Lhoumeau[‡], Pedro Cardoso^{§,‡,†}, Mário Boeiro^{‡,†}, Alejandra Ros-Prieto[‡], Ricardo Costa[‡], Lucas Lamelas-Lopez[‡], Abrão Leite[‡], Isabel Amorim do Rosário^{‡,†}, Rosalina Gabriel^{‡,†}, Jagoba Malumbres-Olarte^{‡,§}, François Rigal^{¶,‡}, Ana M. C. Santos^{#,‡}, Noelline Tsafack^{‡,«}, Maria Teresa Ferreira[«], Paulo A. V. Borges^{‡,†}

[‡] cE3c- Centre for Ecology, Evolution and Environmental Changes, Azorean Biodiversity Group, CHANGE – Global Change and Sustainability Institute, Faculty of Agricultural Sciences and Environment, University of the Azores, Rua Capitão João d'Ávila, Pico da Urze, 9700-042, Angra do Heroísmo, Azores, Portugal

[§] LIBRe – Laboratory for Integrative Biodiversity Research, Finnish Museum of Natural History, University of Helsinki, P.O.Box 17 (Pohjoinen Rautatiekatu 13), 00014, Helsinki, Finland

[†] IUCN SSC Mid-Atlantic Islands Invertebrates Specialist Group, Angra do Heroísmo, Azores, Portugal

[¶] Institut Des Sciences Analytiques et de Physico Chimie pour L'environnement et les Materiaux UMR5254, Comité National de la Recherche Scientifique - University de Pau et des Pays de l'Adour - E2S UPPA, Pau Cedex 64013, France

[#] Terrestrial Ecology Group (TEG-UAM), Departamento de Ecología, Universidad Autónoma de Madrid, 28049, Madrid, Portugal

[«] Centro de Investigación en Biodiversidad y Cambio Global (CIBC-UAM), Universidad Autónoma de Madrid, 28049, Madrid, Portugal

[«] Regional Secretariat of Environment and Climate Change, Project LIFE BEETLES (LIFE 18NAT/PT/000864), Rua do Galo n118, 9700-040, Angra do Heroísmo, Azores, Portugal

Corresponding author: Paulo A. V. Borges (paulo.av.borges@uac.pt)

Academic editor: João Pedro Barreiros

Received: 24 Nov 2022 | Accepted: 08 Dec 2022 | Published: 14 Dec 2022

Citation: Lhoumeau S, Cardoso P, Boeiro M, Ros-Prieto A, Costa R, Lamelas-Lopez L, Leite A, Amorim do Rosário I, Gabriel R, Malumbres-Olarte J, Rigal F, Santos AMC, Tsafack N, Ferreira MT, Borges PAV (2022)

SLAM Project - Long Term Ecological Study of the Impacts of Climate Change in the natural forests of Azores: V - New records of terrestrial arthropods after ten years of SLAM sampling. Biodiversity Data Journal 10: e97952.

<https://doi.org/10.3897/BDJ.10.e97952>

Abstract

Background

A long-term study monitoring arthropods (Arthropoda) is being conducted since 2012 in the forests of Azorean Islands. Named "SLAM - Long Term Ecological Study of the Impacts of Climate Change in the natural forest of Azores", this project aims to understand the impact of biodiversity erosion drivers in the distribution, abundance and diversity of Azorean arthropods. The current dataset represents arthropods that have been recorded using a total of 42 passive SLAM traps (Sea, Land and Air Malaise) deployed in native, mixed and exotic forest fragments in seven Azorean Islands (Flores, Faial, Pico, Graciosa, Terceira, São Miguel and Santa Maria). This manuscript is the fifth data-paper contribution, based on data from this long-term monitoring project.

New information

We targeted taxa for species identification belonging to Arachnida (excluding Acari), Chilopoda, Diplopoda, Hexapoda (excluding Collembola, Lepidoptera, Diptera and Hymenoptera (but including only Formicidae)). Specimens were sampled over seven Azorean Islands during the 2012-2021 period. Spiders (Araneae) data from Pico and Terceira Islands are not included since they have been already published elsewhere (Costa and Borges 2021, Lhoumeau et al. 2022). We collected a total of 176007 specimens, of which 168565 (95.7%) were identified to the species or subspecies level. For Araneae and some Hemiptera species, juveniles are also included in this paper, since the low diversity in the Azores allows a relatively precise species-level identification of this life-stage. We recorded a total of 316 named species and subspecies, belonging to 25 orders, 106 families and 260 genera. The ten most abundant species were mostly endemic or native non-endemic (one Opiliones, one Archaeognatha and seven Hemiptera) and only one exotic species, the Julida *Ommatoiulus moreleti* (Lucas, 1860). These ten species represent 107330 individuals (60%) of all sampled specimens and can be considered as the dominant species in the Azorean native forests for the target studied taxa. The Hemiptera were the most abundant taxa, with 90127 (50.4%) specimens. The Coleoptera were the most diverse with 30 (28.6%) families.

We registered 72 new records for many of the islands (two for Flores, eight for Faial, 24 for Graciosa, 23 for Pico, eight for Terceira, three for São Miguel and four for Santa Maria). These records represent 58 species. None of them is new to the Azores Archipelago. Most of the new records are introduced species, all still with low abundance on the studied islands. This publication contributes to increasing the baseline information for future long-term comparisons of the arthropods of the studied sites and the knowledge of the arthropod fauna of the native forests of the Azores, in terms of species abundance, distribution and diversity throughout seasons and years.

Keywords

Arthropoda, Azores, new records, long-term monitoring, native forests, SLAM trap

Introduction

A common finding all over the globe is that arthropods are the major taxa involved in ecosystems services (Weisser and Siemann 2013, Gullan and Cranston 2014, Jones et al. 2014, Jankielsohn 2018). Some of these services are now well studied, such as pollination (Pey et al. 2014, Cross et al. 2015) or biological control, food provisioning and recycling organic matter (Noriega et al. 2018). Nevertheless, to fully understand how these taxa shape human activities, the first step is to survey their diversity, abundance structure and variation through time (Dornelas et al. 2013). Although the arthropod fauna is one of the most diverse taxon on Earth (Gullan and Cranston 2014, Aberlenc 2020), its diversity is still poorly documented (Sallé et al. 2021, Bukowski et al. 2022).

Islands are critical places for the conservation of biodiversity, there being a critical need to gather knowledge to support conservation management in such extremely dynamic and changing ecosystems (Whittaker and Fernández-Palacios 2007, Fernández-Palacios et al. 2021, Wyckhuys et al. 2022). They harbour a unique diversity with often high levels of endemism amongst many taxa (MacArthur and Wilson 2001, Borges et al. 2019, Fernández-Palacios et al. 2021, Florencio et al. 2021). However, as a consequence of their particular evolutionary process, island communities are also very sensitive to the introduction of exotic species (Sax and Gaines 2008, Pyšek et al. 2020). These new arrivals are more and more frequent due to the increase in the transit of people and goods, which offers new opportunities for species to spread rapidly over large areas (Jenkins 1996, Nentwig 2008, Kueffer et al. 2010). Therefore, monitoring and documenting changes in arthropod communities are urgent, especially on islands, to guide and improve biodiversity management strategies (Loh et al. 2005, Blüthgen et al. 2022). Standardised tools and protocols offer the possibility to reproduce science and more defined results on species distributions and their dynamics (Carvalho et al. 2012, Borges et al. 2018, Malumbres-Olarte et al. 2019). Furthermore, importance must be given to the new records as they appear to be new pieces in the complex puzzle of life (Borges and Wunderlich 2008, Borges et al. 2013, Bolu and Varga 2021, Borges et al. 2022a), especially on islands where they are more likely to be introduced species that can threaten the sustainability of ecosystems (Tylianakis et al. 2008, Albrecht et al. 2014, Heleno et al. 2020).

General description

Purpose: This publication provides an inventory of terrestrial arthropods present in mixed and native forests of seven Azorean Islands (Flores, Faial, Graciosa, Pico, Terceira, São Miguel and Santa Maria). This is the fifth data paper contribution to the long-term project SLAM (Long Term Ecological Study of the Impacts of Climate Change in the natural forest of Azores) that started in 2012 with the aim of understanding the impact of the drivers of

biodiversity erosion on Azorean native forests (Azores, Portugal) (see previous data papers in Costa and Borges (2021), Borges et al. (2022c), Borges et al. (2022d), Lhoumeau et al. (2022)).

This long-term project aims to (Costa and Borges 2021):

1. collect long-term ecological data to evaluate species distributions and abundance at multiple spatial and temporal scales, responding to the Wallacean and Prestonian shortfalls (Cardoso et al. 2011a);
2. identify biodiversity erosion drivers impacting oceanic indigenous assemblages under global change for conservation management purposes;
3. investigate species-environment relationships and use species distribution and abundance data in model-based studies of environmental change in different islands;
4. contribute to clarify the potential occurrence of an "insect decline" in the Azores (see Borges et al. (2020)) and identify the spatial and temporal invasion patterns of exotic arthropod species (see Borges et al. (2022c));
5. contribute with temporal data to re-assess the IUCN Red-list status of Azorean endemic arthropods (Cardoso et al. 2011b);
6. perform studies about the relationship between diversity (taxonomic, functional and phylogenetic) and ecosystem functions.

Additional information: The year 2012 marks the beginning of the SLAM traps survey of arthropods on Terceira Island, within the Project NETBIOME ISLANDBIODIV. This first survey was then followed by several others within the Azores Archipelago with the purpose of sampling and describing all arthropods inside native forest fragments using passive SLAM traps (Sea, Land and Air Malaise trap, Fig. 1). During the last years, the data from these SLAM traps have been used to respond to several ecological and conservation questions (for example, see Matthews et al. (2018), Borges et al. (2020), de Vries et al. (2021), Tsafack et al. (In Press)).

Project description

Title: SLAM - Long Term Ecological Study of the Impacts of Climate Change in the natural forest of Azores.

Personnel: The project was conceived and is being led by Paulo A.V. Borges

Fieldwork:

- Flores Island: Marlene Noia and Telma Figueiredo (Natural Park of Flores)
- Faial Island: Pedro Casimiro and João Bettencourt (Botanical Garden of Faial) and Cátia Freitas (Natural Park of Faial)
- Pico Island: Paulo Freitas and Sónia Manso (Natural Park of Pico)
- Graciosa Island: Carlos Picanço with the collaboration of Pedro Raposo (Natural Park of Graciosa)

- Terceira Island: Paulo A. V. Borges, Alejandra Ros-Prieto, Fernando Pereira, Lucas Lamelas-López, Rui Carvalho, Rui Nunes and Sébastien Lhoumeau.
- São Miguel Island: Miguel Ferreira (Natural Park of São Miguel) and Rúben Coelho (SPEA)
- Santa Maria Island: Nelson Moura (Natural Park of Santa Maria).



Figure 1. [doi](#)

SLAM trap (Sea, Land and Air Malaise trap) located in a site on Terceira Island (Credit: Paulo A. V. Borges).

Parataxonomists:

For the period 2012-2019: Adal Humberto Díaz Raya, Adrian Fernandez Marinez, Alba Arteaga, Alejandra Ros-Prieto, Castore De Salvador, David Rodilla Rivas, Daniel Ehrhart, Elisa Tarantino, Gea Ghisolfi, Helena Marugán Páramo, Joel Martin Ay, Jonne Bonnet, Jose Vicente Pérez Santa Rita, Juan Ignacio Pitarch Pérez, Juan Manuel Taboada Alvarez, Laura Cáceres Sabater, Laura Gallardo, Magí Ramon Martorell, Maria Simitakou, Marija Tomašić, Marta Calera Sierra, Merili Martverk, Óscar García Contreras, Oscar Gomez Novillo, Percy de Laminne de Bex, Reinier Vries, Riccardo Negroni, Ruben Murillo Garcia, Rui Carvalho, Rui Nunes, Sébastien Lhoumeau, Sergio Fernandez, Sophie Wallon and William Razey.

For the period 2019-2021: Abrão Leite, Adrian Fernandez Marinez, Emanuela Cosma, Jonne Bonnet, Joel Martin Aye, Loïc Navarro, Magí Ramon Martorell, Marco Canino, Natalia Fierro Frerot, Sébastien Lhoumeau and Valentin Moley.

Taxonomists: Paulo A. V. Borges and Luís Carlos Crespo.

Curation: Voucher specimen management was mainly undertaken by Alejandra Ros-Prieto, Abrão Leite, Ricardo Costa, Sébastien Lhoumeau and Paulo A. V. Borges.

Study area description: The Azores Archipelago comprises nine volcanic Islands and is located in the Atlantic Ocean between latitudes 37° and 40° N (Fig. 2), situated in the mid-Atlantic Ocean spreading over 500 km in a W/NW–E/SE direction. All Islands are oceanic of recent volcanic origin and the prevalent climate is temperate, with no dry seasons and mild summers. Santa Maria and Graciosa are the driest Islands and the prevalent climate in these Islands is temperate with dry and warm summers.

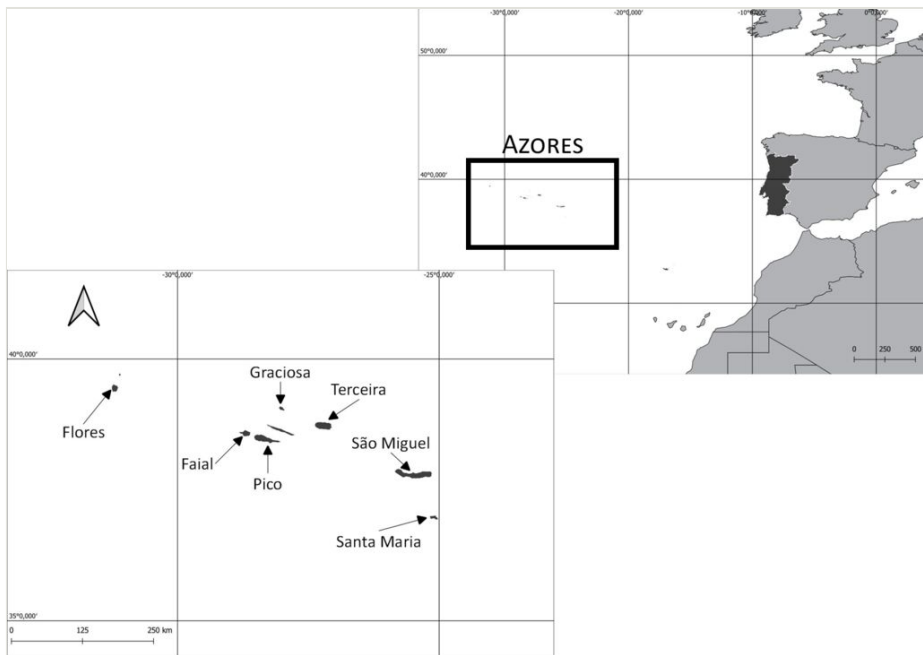


Figure 2. [doi](#)

Location of the Azores Archipelago and the Islands of Flores, Faial, Graciosa, Pico, Terceira, São Miguel and Santa Maria.

During this project, seven Islands (Flores, Fig. 3; Faial, Fig. 4; Graciosa, Fig. 5; Pico, Fig. 6; Terceira, Fig. 7; São Miguel, Fig. 8 and Santa Maria, Fig. 9) were surveyed within the SLAM Project. The sampling areas (Table 1) are mostly dominated by endemic vegetation, but some sites are of mixed forest with the presence of invasive species like *Pittosporum undulatum* and *Hedychium gardnerianum*.

Table 1.

List of the 42 sampled sites in Flores (n = 7), Faial (n = 3), Graciosa (n = 2), Pico (n = 10), Terceira (n = 16), São Miguel (n = 3) and Santa Maria (n = 1) Islands. Information about Location ID, Locality, decimal coordinates and elevation in metres are provided. In the habitat, we classify the type of forest, based in Elias et al. (2016): (1) *Erica-Morella* Coastal Woodlands, (2) *Picconia-Morella* Lowland Forests, (3) *Laurus* Submontane Forests, (4) *Juniperus-Ilex* Montane Forests, (5) *Juniperus* Montane Woodlands.

Island	Habitat	Location ID	Locality	Latitude	Longitude	Elevation
Flores	Mixed forest	FLO-LAFLO-T29	Lajes - Estação florestal	39.39053	-31.19257	278
Flores	Exotic forest	FLO-MAPS-TT25	Criptomérias ao lado do T15	39.48697	-31.18462	618
Flores	Native forest (5)	FLO-NFFR-T-06	Juniperal	39.40736	-31.22355	499
Flores	Native forest (4)	FLO-NFFR-T-07	Encosta Caldeira Funda	39.40324	-31.21750	376
Flores	Native forest (5)	FLO-NFMA-T-08	Morro Alto Este	39.46003	-31.20941	766
Flores	Native forest (5)	FLO-NFMA-T-16	Ribeira do Cascalho	39.48269	-31.18868	642
Flores	Mixed forest	FLO-PDEL-Z-11	Km18 - Mata de acácias	39.50744	-31.20170	98
Faial	Native forest (5)	FAI-NFCF-T-08	Fora Trilho da Caldeira	38.58119	-28.71291	725
Faial	Native forest (1)	FAI-NFCG-T-01	Erical	38.58580	-28.76921	416
Faial	Native forest (5)	FAI-PEDRO-MIGUEL	Pedro Miguel	38.58298	-28.62712	225
Graciosa	<i>Erica</i> forest (1)	GRA-CALN-T-01	Calderinha de Pêro Botelho	39.03841	-28.03039	348
Graciosa	Mixed forest	GRA-CALG-Z-08	Caldeira da Graciosa-Furna da Maria Encantada	39.03003	-27.98049	227
Pico	Mixed forest	PIC-ML-200	Plot 200m	38.53480	-28.43410	199
Pico	Mixed forest	PIC-ML-400	Plot 400m	38.52070	-28.43110	428

Island	Habitat	Location ID	Locality	Latitude	Longitude	Elevation
Pico	Mixed forest	PIC-ML-600	Plot 600m	38.51190	-28.41890	627
Pico	Mixed forest	PIC-ML-800	Plot 800m	38.49990	-28.42290	797
Pico	Native forest (5)	PIC-NFCA-T-08	Picos do Caveiro	38.44082	-28.20001	888
Pico	Native forest (5)	PIC-NFCA-T-09	Caveiro Base	38.43770	-28.21060	937
Pico	Native forest (4)	PIC-NFLC-T-02	Euphorbias	38.45610	-28.25770	804
Pico	Native forest (3)	PIC-NFMP-T-01	Chão Verde superior	38.47937	-28.27444	612
Pico	Native forest (3)	PIC-NFMP-T-03	Chão Verde inferior	38.48760	-28.27330	475
Pico	Native forest (4)	PIC-NFMP-T-10	Mistério da Prainha Zona Trilhos Burros à esquerda.	38.46298	-28.27593	778
Terceira	Native forest (1)	TER-0M	Farol da Serreta	38.76660	-27.37480	46
Terceira	Mixed forest (2)	TER-200M	Serreta 200m	38.76040	-27.36380	237
Terceira	Mixed forest (2)	TER-400M	Miradouro do Pico Carneiro	38.76210	-27.34760	397
Terceira	Native forest (3)	TER-NFBF-T-01	Labaçal - Morro Assombrado	38.76180	-27.21930	678
Terceira	Native forest (5)	TER-NFBF-T-02	Chambre A	38.75210	-27.23310	590
Terceira	Native forest (5)	TER-NFBF-TP41	Pico Alto Nascente	38.75020	-27.20720	673
Terceira	Native forest (4)	TER-NFPG-T-33	Pico X B	38.73340	-27.22710	642
Terceira	Native forest (4)	TER-NFPG-T-33-B	Pico X B_B	38.73332	-27.22711	642
Terceira	Native forest (4)	TER-NFSB-T-07	Lomba	38.73720	-27.28990	683
Terceira	Native forest (5)	TER-NFSB-T164	Caldeira - Silvia	38.73550	-27.30740	900

Island	Habitat	Location ID	Locality	Latitude	Longitude	Elevation
Terceira	Native forest (5)	TER-NFSB-TE48	Lagoinha B	38.75210	-27.33130	687
Terceira	Native forest (5)	TER-NFSB-TE49	Lagoa Pinheiro B	38.74710	-27.31960	918
Terceira	Native forest (3)	TER-NFTB-T-15	Terra Brava A	38.73640	-27.20060	637
Terceira	Native forest (3)	TER-NFTB-T-18-CENTRE	Terra Brava B - Centre	38.73195	-27.19770	682
Terceira	Native forest (3)	TER-NFTB-T-18-ORIGINAL	Terra Brava B - Original	38.73235	-27.19798	686
Terceira	Native forest (3)	TER-NFTB-T-18-TOP	Terra Brava B - Top	38.73272	-27.19827	684
São Miguel	Exotic forest	SMG-FURNAS	Parque Furnas	37.76560	-25.34448	511
São Miguel	Native forest (4)	SMG-NFGR-T-03	Encosta	37.80250	-25.24438	921
São Miguel	Native forest (4)	SMG-NFPV-T-01	Miradouro da Tronqueira	37.79674	-25.18491	653
Santa Maria	Native forest (2)	SMR-NFPA-T-01	Pico Alto STM A	36.98024	-25.09079	563

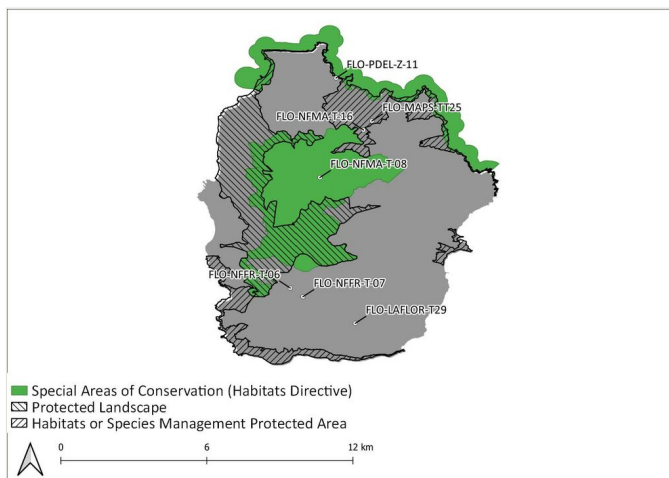


Figure 3. [doi](#)

Flores Island: Protected areas and sampling areas are indicated. See complete site names in Table 1.

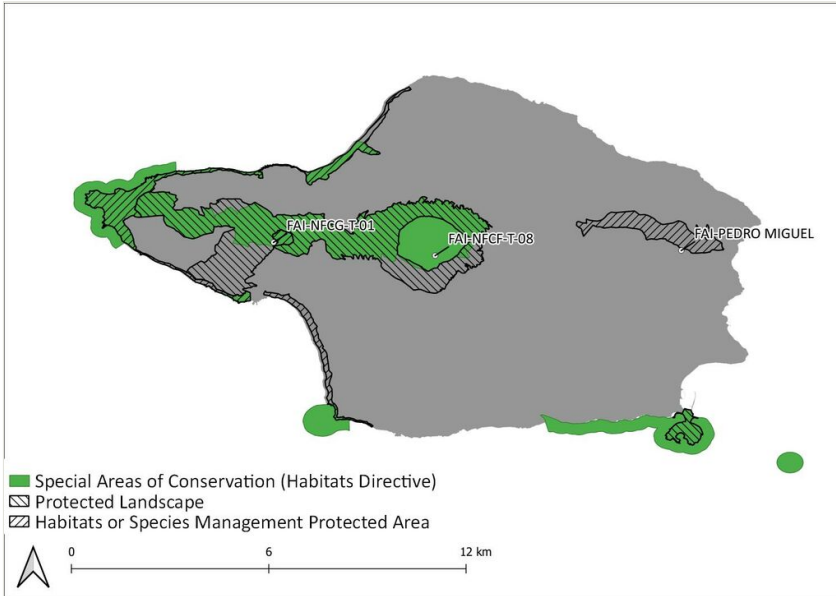


Figure 4. [doi](#)

Faial Island: Protected areas and sampling areas are indicated. See complete site names in Table 1.

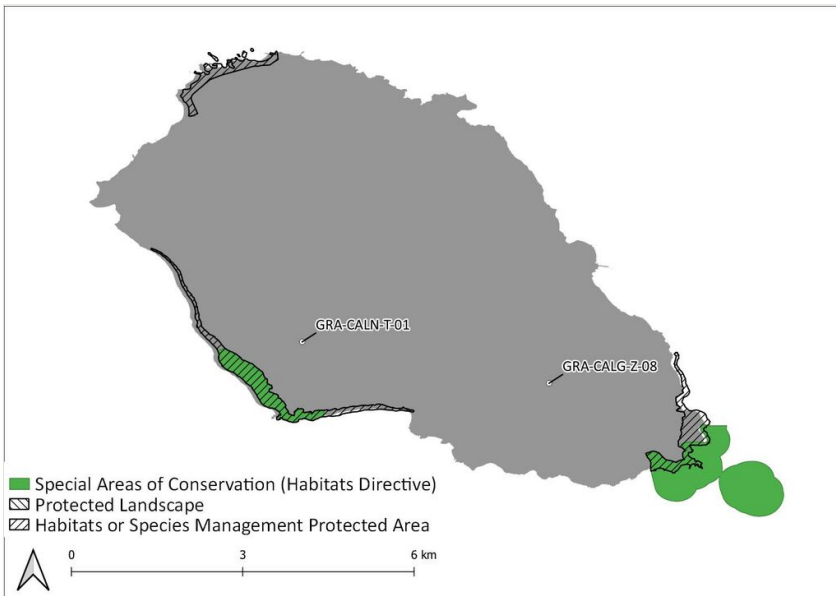


Figure 5. [doi](#)

Graciosa Island: Protected areas and sampling areas are indicated. See complete site names in Table 1.

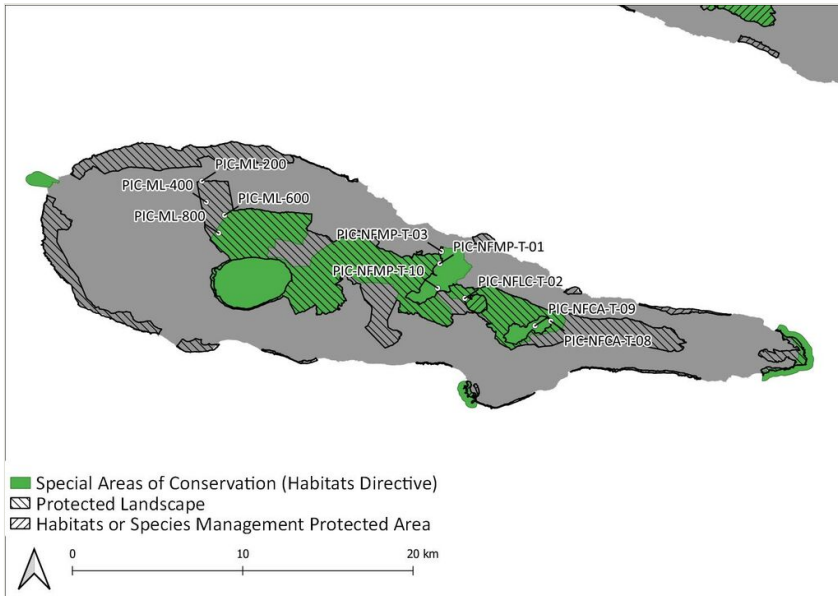


Figure 6. [doi](#)

Pico Island: Protected areas and sampling areas are indicated. See complete site names in Table 1.

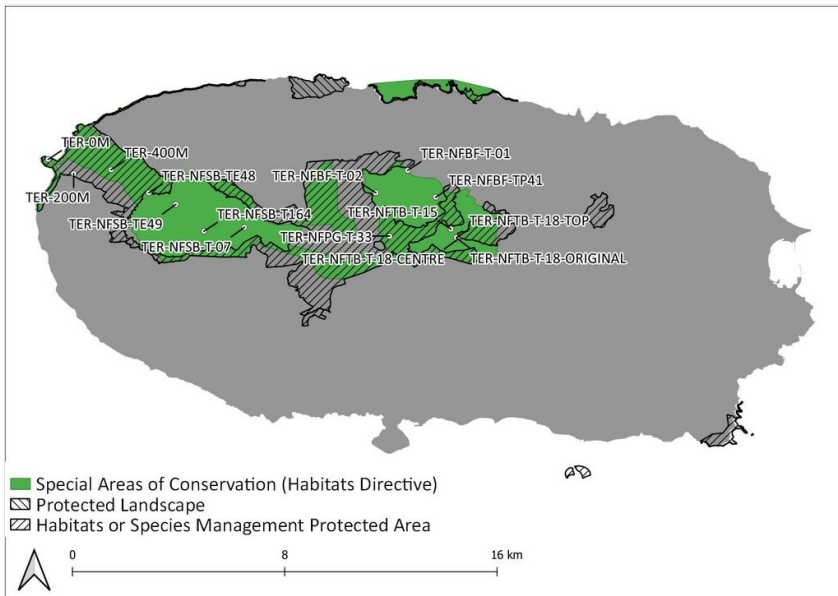


Figure 7. [doi](#)

Terceira Island: Protected areas and sampling areas are indicated. See complete site names in Table 1.

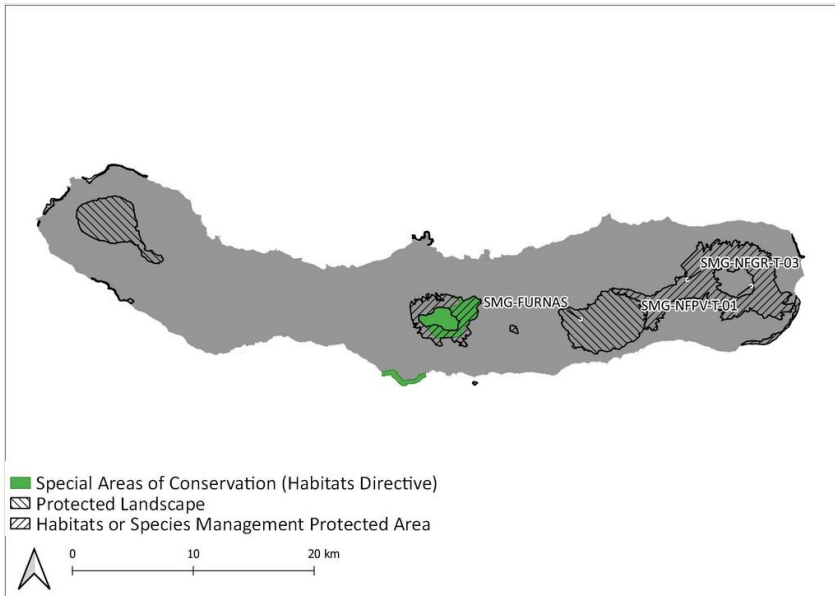


Figure 8. [doi](#)

São Miguel Island: Protected areas and sampling areas are indicated. See complete site names in Table 1.

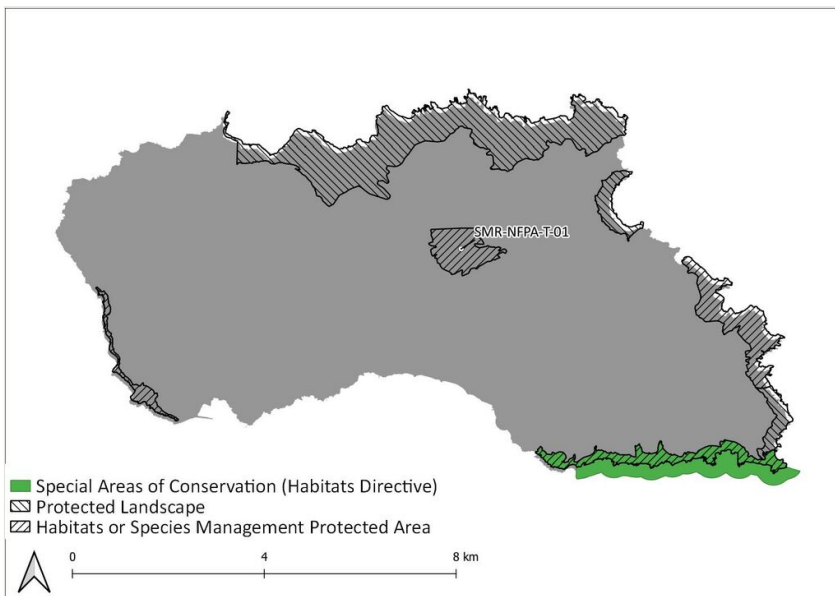


Figure 9. [doi](#)

Santa Maria Island: Protected areas and sampling areas are indicated. See complete site names in Table 1.

Based on the recent forest classification proposal of Elias et al. (2016), most of the studied sites are located in the *Juniperus-Ilex* forests and *Juniperus* woodlands (between 600 m and 1000 m a.s.l.) (see Table 1), with some few remnants of the *Laurus* Submontane Forests in Terceira (Fig. 10) and Pico Islands. All these forests are hyper-humid, densely covered by ferns and mosses at all strata (Fig. 11).



Figure 10. [doi](#)

Laurus Submontane Forests in Terceira (TER-NFTB-T-18 - Terra Brava B) (Credit: Paulo A. V. Borges).



Figure 11. [doi](#)

Dense cover of ferns and bryophytes in the native forest of Azores. *Juniperus-Ilex* Montane Forest in Mistério da Parinha at Pico Island (2020) (Credit: Paulo A. V. Borges).

Design description: We sampled on the Azorean Islands of Flores, Faial, Pico, Graciosa, Terceira, São Miguel and Santa Maria, four times per year between 2012 and 2021

(around the 15th March (winter sample), 15th June (spring sample), 15th September (summer sample) and 15th December (autumn sample).

However, on some Islands (e.g. Santa Maria and Graciosa) and sites (e.g. TER-NFTB-T-18 in Terceira in the period June 2014 - December 2015) (see Borges et al. (2022d)), samples were obtained every month for some years. The specimens collected were taken to the laboratory for identification and preservation and the resulting vouchers were deposited at the Dalberto Teixeira Pombo Insect Collection of the University of the Azores.

Funding:

- FCT-NETBIOME – ISLANDBIODIV grant 0003/2011 (between 2012 and 2015) with a funding of around 60 k euros.
- EU ERASMUS+ Training Grants to Ruben Murillo Garcia, Laura Gallardo (2014); Adal Humberto Díaz Raya, David Rodilla, Laura Cáceres Sabater, Óscar García Contrera, William Razez (2015); Alejandra Ros Prieto, Daniel Ehrhart, Helena Marugán Páramo, Maria Simitakou (2016); Juan Manuel Taboada Alvarez, Merili Martverk (2017); Elisa Tarantino, Marta Calera Sierra, Oscar Gomez-Novillo, Reinier Vries (2018); Adrian Fernandez Marinez, Castore De Salvador, Gea Ghisolfi, Joel Martin Aye, Riccardo Negroni (2019); Jonne Bonnet (2020), Magí Ramon Martorell, Sébastien Lhoumeau (2021), Emanuela Cosma, Loïc Navarro, Marco Canino, Valentin Moley (2022) with a total funding so far of around 90 k euros.
- EU EURODYSSÉE - Marija Tomašić (2014), Percy de Laminne de Bex, Juan Ignacio Pitarch Pérez (2015); Jose Vicente Pérez Santa Rita (2017); Alba Arteaga (2018), with a total funding so far of around 30 k euros.
- ESTAGIAR L Azores Government - Sophie Wallon (2014), with a funding of 12 k euros.
- ESTAGIAR T Azores Government - Alejandra Ros Prieto (2017), with a funding of 12 k euros.
- Portuguese National Funds, through FCT – Fundação para a Ciência e a Tecnologia, within the project UID/BIA/00329/2013-2020, with a funding of 9 k euros.
- Direcção Regional do Ambiente - PRIBES (LIFE17 IPE/PT/000010) (2019), with a funding of 6 k euros.
- Direcção Regional do Ambiente – LIFE-BETTLES (LIFE18 NAT_PT_000864) (2020), with a funding of 138 k euros until 2024.
- AZORESBIOPORTAL – PORBIOTA (ACORES-01-0145-FEDER-000072) (2019), with a funding of 9 k euros.
- Science and Technology Foundation (FCT) - MACRISK-Trait-based prediction of extinction risk and invasiveness for Northern Macaronesian arthropods (FCT-PTDC/BIA-CBI/0625/2021) with 9 k euros.
- Portal da Biodiversidade dos Açores (2022-2023) - PO Azores Project - M1.1.A/INFRAEST CIENT/001/2022 (2022).
- FCT-UIDB/00329/2020-2024 (Thematic Line 1 – integrated ecological assessment of environmental change on biodiversity) (2019-2022) with 3 k euros.

Sampling methods

Description: Overall, we sampled a total of 42 plots (seven in Flores, three in Faial, two in Graciosa, ten in Pico, 16 in Terceira, three in São Miguel and one in Santa Maria), using passive SLAM traps (Table 1). The plots are located in some of the best preserved wet forest patches of the seven Islands, having only limited human disturbance (Borges et al. 2017).

Sampling description: We used passive flight interception SLAM traps (Sea, Land and Air Malaise trap; 110 x 110 x 110 cm) (MegaView Science Co. Ltd., Taichung City, Taiwan) (Fig. 1) to sample native forest plots in several Azorean Islands, with one trap placed at each plot.

The trapped arthropods crawl up the mesh and then fall inside the sampling recipient. Each recipient is filled with propylene glycol (pure 1,2-propanediol) to kill the captured arthropods and conserve the sample between collections, enabling also the preservation of DNA for future genetic analyses. Although this protocol was developed to sample flying arthropods, by working as an extension of the tree, non-flying species, such as spiders, can also crawl into the trap, widening the range of groups that can be sampled by this technique.

Quality control: In the laboratory, specimen sorting and arthropod identification followed standard procedures, using somatic and genitalic features for species identification. A reference collection was made for all collected specimens (whether or not identified at species level) by assigning them a morphospecies code number and depositing them at the Dalberto Teixeira Pombo Insect Collection (DTP), University of Azores (Terceira Island).

Geographic coverage

Description: Flores, Faial, Pico, Graciosa, Terceira, São Miguel and Santa Maria Islands in the Azores, Macaronesia, Portugal (Fig. 2).

Coordinates: 36.844 and 39.690 Latitude; -31.333 and -24.785 Longitude.

Taxonomic coverage

Description: The following classes and orders are covered:

Arachnida: Araneae, Opiliones, Pseudoscorpiones

Chilopoda: Geophilomorpha, Lithobiomorpha, Scolopendromorpha, Scutigleromorpha

Diplopoda: Chordeumatida, Julida, Polydesmida

Insecta: Archaeognatha, Blattodea, Coleoptera, Dermaptera, Ephemeroptera, Hemiptera, Hymenoptera (Formicidae), Neuroptera, Orthoptera, Phasmida, Psocodea, Strepsiptera, Thysanoptera, Trichoptera

Symphyla: Symphyla

Traits coverage

Functional traits of Araneae including detailed morphometric measurements for most of the studied species can be accessed in the publication by Macías-Hernández et al. (2020).

Trophic preference for all other arthropods are assessed using the publication by Rigal et al. (2018).

Temporal coverage

Notes: Despite our efforts, not all islands could be continuously monitored. The temporal graph hereafter (Fig. 12) shows the range of temporal coverage for all traps.

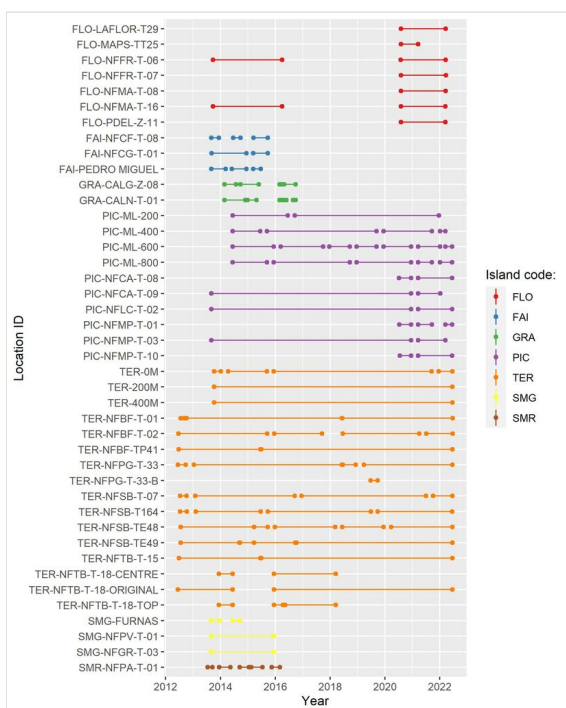


Figure 12. [doi](#)

Temporal coverage of each plot. Codes of sites as in Table 1.

Usage licence

Usage licence: Creative Commons Public Domain Waiver (CC-Zero)

Data resources

Data package title: Long-term monitoring of Azorean forest arthropods

Resource link: http://ipt.gbif.pt/ipt/resource?r=arthropods_slam_azores

Alternative identifiers: <https://www.gbif.org/dataset/079c8358-0b4f-479b-97dd-1f2f775256f9>

Number of data sets: 2

Data set name: Event table

Character set: UTF-8

Download URL: http://ipt.gbif.pt/ipt/resource?r=arthropods_slam_azores

Data format: Darwin Core Archive format

Data format version: Version 1.3

Description: The dataset was published in the Global Biodiversity Information Facility platform, GBIF (Borges and Lhoumeau 2022). The following data table includes all the records for which a taxonomic identification of the species was possible. The dataset submitted to GBIF is structured as a sample event dataset that has been published as a Darwin Core Archive (DwCA), which is a standardised format for sharing biodiversity data as a set of one or more data tables. The core data file contains 893 records (eventID). This GBIF IPT (Integrated Publishing Toolkit, Version 2.5.6) archives the data and, thus, serves as the data repository. The data and resource metadata are available for download in the Portuguese GBIF Portal IPT (Borges and Lhoumeau 2022).

Column label	Column description
id	Unique identification code for sampling event data.
eventID	Identifier of the events, unique for the dataset.
samplingProtocol	The sampling protocol used to capture the species.
sampleSizeValue	The numeric amount of time spent in each sampling (in days).
sampleSizeUnit	The unit of the sample size value.
eventDate	Date or date range the record was collected.
eventRemarks	The verbatim original representation of the date and time information for an Event. In this case, we use the season and year.
habitat	The habitat from which the sample was obtained.
locationID	Identifier of the location.
islandGroup	Name of archipelago, always Azores in the dataset.

island	Name of the island.
country	Country of the sampling site, always Portugal in the dataset.
countryCode	ISO code of the country of the sampling site, always PT in the dataset.
stateProvince	Name of the region of the sampling site.
municipality	Municipality of the sampling site.
locality	Name of the locality.
minimumElevationInMetres	The lower limit of the range of elevation (altitude, above sea level), in metres.
locationRemarks	Details on the locality site.
decimalLatitude	Approximate decimal latitude of the trap.
decimalLongitude	Approximate decimal longitude of the trap.
geodeticDatum	The ellipsoid, geodetic datum or spatial reference system (SRS) upon which the geographic coordinates given in decimalLatitude and decimalLongitude are based, always WGS84 in the dataset.
coordinateUncertaintyInMetres	Uncertainty of the coordinates of the centre of the sampling plot.
coordinatePrecision	Precision of the coordinates.
georeferenceSources	A list (concatenated and separated) of maps, gazetteers or other resources used to georeference the Location, described specifically enough to allow anyone in the future to use the same resources.

Data set name: Occurrence table

Character set: UTF-8

Download URL: http://ipt.gbif.pt/ipt/resource?r=arthropods_slam_azores

Data format: Darwin Core Archive format

Data format version: Version 1.3

Description: The dataset was published in the Global Biodiversity Information Facility platform, GBIF (Borges and Lhoumeau 2022). The following data table includes all the records for which a taxonomic identification of the species was possible. The dataset submitted to GBIF is structured as an occurrence table that has been published as a Darwin Core Archive (DwCA), which is a standardised format for sharing biodiversity data as a set of one or more data tables. The core data file contains 14824 records (occurrenceID). This GBIF IPT (Integrated Publishing Toolkit, Version 2.5.6) archives the data and, thus, serves as the data repository. The data and resource metadata are available for download in the Portuguese GBIF Portal IPT (Borges and Lhoumeau 2022).

Column label	Column description
id	Unique identification code for species abundance data. Equivalent here to eventID.
type	The nature or genre of the resource, as defined by the Dublin Core standard. In our case "PhysicalObject".
licence	Reference to the licence under which the record is published.
institutionID	The identity of the institution publishing the data.
collectionID	The identity of the collection publishing the data.
institutionCode	The code of the institution publishing the data.
collectionCode	The code of the collection where the specimens are conserved.
datasetName	Name of the dataset.
basisOfRecord	The nature of the data record.
recordedBy	A list (concatenated and separated) of names of people, groups or organisations who performed the sampling in the field.
occurrenceID	Identifier of the record, coded as a global unique identifier.
organismQuantity	A number or enumeration value for the quantity of organisms.
organismQuantityType	The type of quantification system used for the quantity of organisms.
sex	The sex and quantity of the individuals captured.
lifeStage	The life stage of the organisms captured.
establishmentMeans	The process of establishment of the species in the location, using a controlled vocabulary: 'native', 'introduced', 'endemic', 'indeterminate'.
eventID	Identifier of the events, unique for the dataset.
identifiedBy	A list (concatenated and separated) of names of people, groups or organisations who assigned the taxon to the subject.
dateIdentified	The date on which the subject was determined as representing the taxon.
scientificName	Complete scientific name including author and year.
kingdom	Kingdom name.
phylum	Phylum name.
class	Class name.
order	Order name.
family	Family name.
genus	Genus name.
specificEpithet	Specific epithet.
infraspecificEpithet	Infraspecific epithet.

taxonRank	Lowest taxonomic rank of the record.
scientificNameAuthorship	Name of the author of the lowest taxon rank included in the record.
identificationRemarks	Information about morphospecies identification (code in Dalberto Teixeira Pombo Collection).

Additional information

We collected a total of 176007 specimens from which 168565 (95.7%) were identified at species or subspecies level. These identified specimens belong to 25 orders, 106 families, 260 genera and 316 species or subspecies. In this pool of 316 named species and subspecies, a total of 132 species are considered introduced, 88 native non-endemic, 55 endemic and 41 have indeterminate colonisation status.

Based on a comparison with the previous Azorean arthropod checklist (Borges et al. 2010), we recorded a total of 72 unique new records at Island level (Table 2) . None of these records is new for the Azores Archipelago as they were already sampled in other monitoring programmes for other Islands.

Table 2.

List of arthropod species collected in seven Islands of Azores, between 2012 and 2022 using SLAM traps. The list includes individuals identified at species-level. Scientific name, colonisation status (CS: I – introduced; N - native non-endemic; E – endemic; NA - indeterminate) and abundance per Island (FAI - Faial; FLO - Flores; GRA – Graciosa; PIC – Pico; SMG – São Miguel; TER - Terceira; SMR - Santa Maria). Bold scientific names constitute the ten most abundant species for the Azores and numbers with stars are new records for a given island. Data for Araneae from Pico and Terceira Islands are not mentioned because they were already made available in Costa and Borges (2021)

Class	Order	Scientific name	CS	FLO	FAI	PIC	GRA	TER	SMG	SMR
Arachnida	Araneae	<i>Acorigone acoreensis</i> (Wunderlich, 1992)	E	65	24	---	0	---	0	0
Arachnida	Araneae	<i>Agalenatea redij</i> (Scopoli, 1763)	I	1	0	---	0	---	0	0
Arachnida	Araneae	<i>Agyneta depigmentata</i> Wunderlich, 2008	E	1	0	---	0	---	0	0
Arachnida	Araneae	<i>Agyneta fuscipalpa</i> (C. L. Koch, 1836)	I	0	1	---	2	---	0	0
Arachnida	Araneae	<i>Canariphantes acoreensis</i> (Wunderlich, 1992)	E	3	1	---	0	---	2*	0
Arachnida	Araneae	<i>Canariphantes junipericola</i> Crespo & Bosmans, 2014	E	3	0	---	0	---	0	0

Class	Order	Scientific name	CS	FLO	FAI	PIC	GRA	TER	SMG	SMR
Arachnida	Araneae	<i>Chalcoscirtus infimus</i> (Simon, 1868)	I	0	0	---	1*	---	0	0
Arachnida	Araneae	<i>Cheiracanthium erraticum</i> (Walckenaer, 1802)	I	0	6	---	0	---	0	2
Arachnida	Araneae	<i>Cheiracanthium floresense</i> Wunderlich, 2008	E	75	0	---	0	---	0	0
Arachnida	Araneae	<i>Cheiracanthium mildei</i> L. Koch, 1864	I	15	0	---	0	---	0	0
Arachnida	Araneae	<i>Clubiona terrestris</i> Westring, 1851	I	3	0	---	0	---	0	0
Arachnida	Araneae	<i>Cryptachaea blattea</i> (Urquhart, 1886)	I	2	7	---	76	---	36	4
Arachnida	Araneae	<i>Drassodes lapidosus</i> (Walckenaer, 1802)	I	0	1	---	0	---	0	0
Arachnida	Araneae	<i>Dysdera crocata</i> C. L. Koch, 1838	I	71	0	---	2	---	0	0
Arachnida	Araneae	<i>Emblyna acoreensis</i> Wunderlich, 1992	E	3	0	---	9	---	0	0
Arachnida	Araneae	<i>Erigone atra</i> Blackwall, 1833	I	0	0	---	1	---	1	0
Arachnida	Araneae	<i>Erigone dentipalpis</i> (Wider, 1834)	I	0	1	---	0	---	2	0
Arachnida	Araneae	<i>Ero aphana</i> (Walckenaer, 1802)	I	1	0	---	0	---	0	0
Arachnida	Araneae	<i>Ero furcata</i> (Villers, 1789)	I	10	3	---	1	---	0	0
Arachnida	Araneae	<i>Gibbaranea occidentalis</i> Wunderlich, 1989	E	199	34	---	6	---	16	35
Arachnida	Araneae	<i>Lasaeola oceanica</i> Simon, 1883	E	1	2	---	0	---	0	3
Arachnida	Araneae	<i>Lathys dentichelis</i> (Simon, 1883)	N	149	14	---	4*	---	17	8
Arachnida	Araneae	<i>Leucognatha acoreensis</i> Wunderlich, 1992	E	38	42	---	0	---	82	13
Arachnida	Araneae	<i>Macaroeris cata</i> (Blackwall, 1867)	N	18	12	---	0	---	3	0

Class	Order	Scientific name	CS	FLO	FAI	PIC	GRA	TER	SMG	SMR
Arachnida	Araneae	<i>Macaroeris diligens</i> (Blackwall, 1867)	N	8	1	---	4*	---	0	0
Arachnida	Araneae	<i>Mermessus fradeorum</i> (Berland, 1932)	I	0	1	---	0	---	2	0
Arachnida	Araneae	<i>Microlinyphia johnsoni</i> (Blackwall, 1859)	N	0	2	---	0	---	0	0
Arachnida	Araneae	<i>Minicia florensensis</i> Wunderlich, 1992	E	0	0	---	0	---	0	0
Arachnida	Araneae	<i>Neon acorensis</i> Wunderlich, 2008	E	3	1	---	0	---	0	0
Arachnida	Araneae	<i>Neottiura bimaculata</i> (Linnaeus, 1767)	I	0	1*	---	0	---	2	0
Arachnida	Araneae	<i>Neriene clathrata</i> (Sundevall, 1830)	I	3	0	---	0	---	3	1*
Arachnida	Araneae	<i>Nigma puella</i> (Simon, 1870)	I	3	0	---	0	---	0	0
Arachnida	Araneae	<i>Oecobius similis</i> Kulczynski, 1909	N	0	0	---	6	---	0	0
Arachnida	Araneae	<i>Oedothorax fuscus</i> (Blackwall, 1834)	I	0	0	---	1	---	1	0
Arachnida	Araneae	<i>Pachygnatha degeeri</i> Sundevall, 1830	I	1	0	---	4*	---	1	0
Arachnida	Araneae	<i>Palliduphantes schmitzi</i> (Kulczynski, 1899)	N	3	1	---	0	---	0	0
Arachnida	Araneae	<i>Pardosa acorensis</i> Simon, 1883	E	3	0	---	0	---	1	0
Arachnida	Araneae	<i>Pelecopsis parallela</i> (Wider, 1834)	I	0	0	---	22*	---	0	0
Arachnida	Araneae	<i>Pholcomma gibbum</i> (Westrung, 1851)	I	1	0	---	0	---	0	0
Arachnida	Araneae	<i>Pisaura acorensis</i> Wunderlich, 1992	E	20	20	---	0	---	1	0
Arachnida	Araneae	<i>Porrhoclubiona decora</i> (Blackwall, 1859)	N	1	35	---	36	---	1	0

Class	Order	Scientific name	CS	FLO	FAI	PIC	GRA	TER	SMG	SMR
Arachnida	Araneae	<i>Porrhoclubiona genevensis</i> (L. Koch, 1866)	I	37	1	---	0	---	0	0
Arachnida	Araneae	<i>Prinerigone vagans</i> (Audouin, 1826)	I	0	0	---	0	---	1	0
Arachnida	Araneae	<i>Pseudeuophrys vafra</i> (Blackwall, 1867)	I	1	0	---	0	---	0	0
Arachnida	Araneae	<i>Rugathodes acoreensis</i> Wunderlich, 1992	E	125	129	---	0	---	220	35
Arachnida	Araneae	<i>Salticus mutabilis</i> Lucas, 1846	I	2	0	---	1	---	0	0
Arachnida	Araneae	<i>Savigniorhipis acoreensis</i> Wunderlich, 1992	E	618	37	---	0	---	43	17
Arachnida	Araneae	<i>Steatoda grossa</i> (C. L. Koch, 1838)	I	1	3	---	3	---	0	1
Arachnida	Araneae	<i>Steatoda nobilis</i> (Thorell, 1875)	N	4	3	---	0	---	4	2
Arachnida	Araneae	<i>Tegenaria pagana</i> C. L. Koch, 1840	I	0	1	---	0	---	0	0
Arachnida	Araneae	<i>Tenuiphantes miguelensis</i> (Wunderlich, 1992)	N	31	37	---	1	---	9	8
Arachnida	Araneae	<i>Tenuiphantes tenuis</i> (Blackwall, 1852)	I	98	574	---	72	---	48	3
Arachnida	Araneae	<i>Tetragnatha extensa</i> (Linnaeus, 1758)	I	0	0	---	0	---	1	0
Arachnida	Araneae	<i>Textrix caudata</i> L. Koch, 1872	I	75	0	---	0	---	0	0
Arachnida	Araneae	<i>Theridion melanurum</i> Hahn, 1831	I	0	1*	---	0	---	0	0
Arachnida	Araneae	<i>Theridion musivivum</i> Schmidt, 1956	N	1	7	---	0	---	0	0
Arachnida	Araneae	<i>Walckenaeria grandis</i> (Wunderlich, 1992)	E	0	0	---	0	---	0	0
Arachnida	Araneae	<i>Xysticus cor</i> Canestrini, 1873	N	3	9	---	9	---	0	0

Class	Order	Scientific name	CS	FLO	FAI	PIC	GRA	TER	SMG	SMR
Arachnida	Araneae	<i>Xysticus nubilus</i> Simon, 1875	I	0	1	---	0	---	0	0
Arachnida	Opiliones	<i>Homalenotus coriaceus</i> (Simon, 1879)	N	109	3	51	0	14	5	0
Arachnida	Opiliones	<i>Leiobunum blackwalli</i> Meade, 1861	N	402	708	10939	209	9034	673	0
Arachnida	Pseudoscorpiones	<i>Chthonius ischnocheles</i> (Hermann, 1804)	I	0	0	68	8	117	0	0
Arachnida	Pseudoscorpiones	<i>Ephippiochthonius tetrachelatus</i> (Preysslér, 1790)	I	0	0	13	0	108	0	0
Arachnida	Pseudoscorpiones	<i>Neobisium maroccanum</i> Beier, 1930	I	118	149	2644	2	25	0	0
Chilopoda	Geophilomorpha	<i>Geophilus truncorum</i> Bergsøe & Meinert, 1866	N	0	0	1	0	0	0	0
Chilopoda	Geophilomorpha	<i>Strigamia crassipes</i> (C.L. Koch, 1835)	N	0	0	110*	0	2	1	0
Chilopoda	Lithobiomorpha	<i>Lithobius pilicornis pilicornis</i> Newport, 1844	N	254	5	160	0	461	0	0
Chilopoda	Scolopendromorpha	<i>Cryptops hortiensis</i> (Donovan, 1810)	N	0	0	0	0	2	1	0
Chilopoda	Scutigermorpha	<i>Scutigera coleoptrata</i> (Linnaeus, 1758)	I	20	0	46	23	641	0	0
Diplopoda	Chordeumatida	<i>Haplobainosoma lusitanum</i> Verhoeff, 1900	I	0	0	84	0	57	1	0
Diplopoda	Julida	<i>Blaniulus guttulatus</i> (Fabricius, 1798)	I	5	0	12	0	0	0	0
Diplopoda	Julida	<i>Brachyiulus pusillus</i> (Leach, 1814)	I	5	1	4*	0	0	0	0
Diplopoda	Julida	<i>Cylindroiulus latestriatus</i> (Curtis, 1845)	I	1	0	13*	0	0	0	0
Diplopoda	Julida	<i>Cylindroiulus propinquus</i> (Porat, 1870)	I	1	1	200	0	6	1	0
Diplopoda	Julida	<i>Nopoiulus kochii</i> (Gervais, 1847)	I	1	0	7*	0	2	0	0

Class	Order	Scientific name	CS	FLO	FAI	PIC	GRA	TER	SMG	SMR
Diplopoda	Julida	<i>Ommatoiulus moreleti</i> (Lucas, 1860)	I	680	261	1927	85	818	0	3
Diplopoda	Julida	<i>Proteroiulus fuscus</i> (Am Stein, 1857)	I	1	1	26*	0	1	0	0
Diplopoda	Polydesmida	<i>Brachydesmus superus</i> Latzel, 1884	I	0	0	7	0	23	0	0
Diplopoda	Polydesmida	<i>Oxidus gracilis</i> (C.L. Koch, 1847)	I	20	18	15	0	0	0	0
Diplopoda	Polydesmida	<i>Polydesmus coriaceus</i> Porat, 1870	I	5	0	45	1	4	0	0
Insecta	Archaeognatha	<i>Dilta saxicola</i> (Womersley, 1930)	N	22	0	1182	92	598	0	0
Insecta	Archaeognatha	<i>Trigoniophthalmus borgesi</i> Mendes, Gaju, Bach & Molero, 2000	E	0	4	116	0	5011	0	0
Insecta	Blattodea	<i>Zetha simonyi</i> (Krauss, 1892)	N	143	46	242	0	1892	5	32
Insecta	Coleoptera	<i>Acupalpus dubius</i> Schilsky, 1888	N	0	0	0	0	2	0	0
Insecta	Coleoptera	<i>Acupalpus flavicollis</i> (Sturm, 1825)	N	0	0	0	0	1	0	0
Insecta	Coleoptera	<i>Aeolus melliculus moreleti</i> Tarnier, 1860	I	0	0	0	0	1	0	0
Insecta	Coleoptera	<i>Agonum muelleri muelleri</i> (Herbst, 1784)	I	0	0	0	0	1	0	0
Insecta	Coleoptera	<i>Aleochara bipustulata</i> (Linnaeus, 1760)	NA	6	1	0	3	77	2	8
Insecta	Coleoptera	<i>Aleochara clavicornis</i> L. Redtenbacher, 1849	NA	0	0	0	0	1*	0	0
Insecta	Coleoptera	<i>Aleochara funebris</i> Wollaston, 1864	NA	1	0	0	0	0	0	0
Insecta	Coleoptera	<i>Alestrus dolosus</i> (Crotch, 1867)	E	1	0	0	0	2	1	0
Insecta	Coleoptera	<i>Aloconota sulcifrons</i> (Stephens, 1832)	NA	1	0	4	5	7	0	3

Class	Order	Scientific name	CS	FLO	FAI	PIC	GRA	TER	SMG	SMR
Insecta	Coleoptera	<i>Amara aenea</i> (De Geer, 1774)	I	0	0	0	0	3	0	0
Insecta	Coleoptera	<i>Amischa analis</i> (Gravenhorst, 1802)	NA	1	0	0	0	2	0	0
Insecta	Coleoptera	<i>Amischa forcipata</i> Mulsant & Rey, 1873	NA	0	0	0	0	1	0	0
Insecta	Coleoptera	<i>Anaspis proteus</i> Wollaston, 1854	N	80	60	295	60	463	22	3
Insecta	Coleoptera	<i>Anisodactylus binotatus</i> (Fabricius, 1787)	I	0	0	2	0	5	0	0
Insecta	Coleoptera	<i>Anobium punctatum</i> (De Geer, 1774)	I	1	0	3	4	76	0	0
Insecta	Coleoptera	<i>Anommatus duodecimstriatus</i> (Müller, 1821)	I	0	0	27	0	0	2	0
Insecta	Coleoptera	<i>Anotylus nitidulus</i> (Gravenhorst, 1802)	NA	0	0	1	0	0	0	0
Insecta	Coleoptera	<i>Aspidapion radiolus</i> (Marsham, 1802)	I	0	10	2	1*	29	1	0
Insecta	Coleoptera	<i>Astenus lyonessius</i> (Joy, 1908)	NA	1	16	0	6	6	0	0
Insecta	Coleoptera	<i>Atheta aeneicollis</i> (Sharp, 1869)	NA	7	0	13	11	53	5	8
Insecta	Coleoptera	<i>Atheta atramentaria</i> (Gyllenhal, 1810)	NA	0	3	2	0	3	1	1
Insecta	Coleoptera	<i>Atheta fungi</i> (Gravenhorst, 1806)	NA	1	4	46	32	15	3	26
Insecta	Coleoptera	<i>Athous pomboi</i> Platia & Borges, 2002	E	0	0	0	0	0	0	6
Insecta	Coleoptera	<i>Atlantocis gillerforsi</i> Israelson, 1985	E	0	0	88	0	17	0	0
Insecta	Coleoptera	<i>Brassicogethes aeneus</i> (Fabricius, 1775)	I	0	1	9	0	4	0	0
Insecta	Coleoptera	<i>Calacalles subcarinatus</i> (Israelson, 1984)	E	289	8	868	1	703	1	4

Class	Order	Scientific name	CS	FLO	FAI	PIC	GRA	TER	SMG	SMR
Insecta	Coleoptera	<i>Carpelimus corticinus</i> (Gravenhorst, 1806)	NA	1	0	6	1	2	2	5
Insecta	Coleoptera	<i>Carpelimus zealandicus</i> (Sharp, 1900)	I	1	0	0	0	0	0	0
Insecta	Coleoptera	<i>Carpophilus fumatus</i> Boheman, 1851	I	0	0	0	0	1	0	0
Insecta	Coleoptera	<i>Cartodere bifasciata</i> (Reitter, 1877)	I	0	8	0	0	10	0	0
Insecta	Coleoptera	<i>Cartodere nodifer</i> (Westwood, 1839)	I	0	2	41	9	10	13	0
Insecta	Coleoptera	<i>Cartodere satelles</i> (Blackburn, 1888)	I	0	0	0	0	1	0	0
Insecta	Coleoptera	<i>Catops coracinus</i> Kellner, 1846	N	153*	37	22*	10	167	86	6*
Insecta	Coleoptera	<i>Catops velhocabrili</i> Blas & Borges, 1999	E	0	0	0	0	0	0	18
Insecta	Coleoptera	<i>Cercyon haemorrhoidalis</i> (Fabricius, 1775)	I	0	0	15	1	23	0	2
Insecta	Coleoptera	<i>Chaetocnema hortensis</i> (Fourcroy, 1785)	I	3	27	5	0	0	1	1
Insecta	Coleoptera	<i>Charagmus gressorius</i> (Fabricius, 1792)	N	2	0	5*	0	4	1	0
Insecta	Coleoptera	<i>Chrysolina bankii</i> (Fabricius, 1775)	N	0	0	2	0	5	1	0
Insecta	Coleoptera	<i>Chrysolina hyperici</i> (Forster, 1771)	I	0	0	0	1	0	0	0
Insecta	Coleoptera	<i>Clitostethus arcuatus</i> (Rossi, 1794)	I	0	1*	0	0	8	0	0
Insecta	Coleoptera	<i>Coccotrypes carpophagus</i> (Hornung, 1842)	I	0	0	2	1	23	0	0
Insecta	Coleoptera	<i>Coproporus pulchellus</i> (Erichson, 1839)	NA	0	0	1	0	2	0	0
Insecta	Coleoptera	<i>Cordalia obscura</i> (Gravenhorst, 1802)	NA	0	0	1	0	6	0	0

Class	Order	Scientific name	CS	FLO	FAI	PIC	GRA	TER	SMG	SMR
Insecta	Coleoptera	<i>Creophilus maxillosus maxillosus</i> (Linnaeus, 1758)	NA	0	0	0	0	1	0	0
Insecta	Coleoptera	<i>Crotchiella brachyptera</i> Israelson, 1985	E	0	0	17	0	2	0	0
Insecta	Coleoptera	<i>Cryptomorpha desjardinsii</i> (Guérin-Méneville, 1844)	I	2	0	3	0	3	1	0
Insecta	Coleoptera	<i>Cryptophagus cellaris</i> (Scopoli, 1763)	I	1	0	22*	2*	6	0	3*
Insecta	Coleoptera	<i>Cypha seminulum</i> (Erichson, 1839)	NA	0	0	0	0	0	1*	0
Insecta	Coleoptera	<i>Dromius meridionalis</i> Dejean, 1825	I	0	2	6	8*	26	0	0
Insecta	Coleoptera	<i>Drouetius borgesii borgesii</i> (Machado, 2009)	E	0	0	0	0	344	0	0
Insecta	Coleoptera	<i>Dryops algiricus</i> (Lucas, 1846)	N	4	2*	1	0	1	0	0
Insecta	Coleoptera	<i>Dryops luridus</i> (Erichson, 1847)	N	0	1	4	0	1	0	0
Insecta	Coleoptera	<i>Epitrix cucumeris</i> (Harris, 1851)	I	0	0	1	6	2	1	5
Insecta	Coleoptera	<i>Epitrix hirtipennis</i> (Melsheimer, 1847)	I	1	0	0	1	1	0	0
Insecta	Coleoptera	<i>Epuraea biguttata</i> (Thunberg, 1784)	I	3	0	1	0	0	1	2
Insecta	Coleoptera	<i>Euconnus azoricus</i> Franz, 1969	E	0	0	43	0	0	0	0
Insecta	Coleoptera	<i>Euplectus infirmus</i> Raffray, 1910	NA	0	49	535	0	14	0	0
Insecta	Coleoptera	<i>Gabrius nigrifulus</i> (Gravenhorst, 1802)	NA	0	0	4	2	2	0	1
Insecta	Coleoptera	<i>Gonipterus platensis</i> (Marelli, 1926)	I	0	0	0	0	1	0	0
Insecta	Coleoptera	<i>Heteroderes azoricus</i> (Tarnier, 1860)	E	70	0	0	0	20	0	0

Class	Order	Scientific name	CS	FLO	FAI	PIC	GRA	TER	SMG	SMR
Insecta	Coleoptera	<i>Heteroderes vagus</i> Candèze, 1893	I	6	0	0	0	24	0	0
Insecta	Coleoptera	<i>Holoparamecus caularum</i> (Aubé, 1843)	I	0	0	2	0	0	0	0
Insecta	Coleoptera	<i>Hydroporus guernei</i> Régimbart, 1891	E	0	0	0	0	2	0	0
Insecta	Coleoptera	<i>Ischnopterapion virens</i> (Herbst, 1797)	I	0	0	1	0	0	0	0
Insecta	Coleoptera	<i>Kalcapion semivittatum</i> <i>semivittatum</i> (Gyllenhal, 1833)	NA	1	0	1	1*	4	0	0
Insecta	Coleoptera	<i>Laemostenus complanatus</i> (Dejean, 1828)	I	0	2	4	0	2	0	0
Insecta	Coleoptera	<i>Litargus balteatus</i> LeConte, 1856	I	0	0	1	0	0	0	0
Insecta	Coleoptera	<i>Longitarsus kutscherai</i> (Rye, 1872)	I	186	26	113	41*	15	6*	0
Insecta	Coleoptera	<i>Mecinus pascuorum</i> (Gyllenhal, 1813)	I	0	0	3*	9*	3	0	0
Insecta	Coleoptera	<i>Medon apicalis</i> (Kraatz, 1857)	NA	0	0	1*	0	0	0	0
Insecta	Coleoptera	<i>Melanotus dichrous</i> (Erichson, 1841)	I	2	0	0	0	4	0	0
Insecta	Coleoptera	<i>Metophthalmus</i> <i>occidentalis</i> Israelson, 1984	E	0	0	0	1	1*	0	0
Insecta	Coleoptera	<i>Microlestes negrita negrita</i> (Wollaston, 1854)	N	0	0	0	0	1	0	0
Insecta	Coleoptera	<i>Naupactus cervinus</i> (Boheman, 1840)	I	0	1	26	7	41	0	0
Insecta	Coleoptera	<i>Naupactus leucoloma</i> Boheman, 1840	I	0	0	0	6*	0	0	0
Insecta	Coleoptera	<i>Notothecta dryochares</i> (Israelson, 1985)	E	8	1*	89	0	545	38	23
Insecta	Coleoptera	<i>Novius cardinalis</i> (Mulsant, 1850)	I	9	0	1	0	6	1	0

Class	Order	Scientific name	CS	FLO	FAI	PIC	GRA	TER	SMG	SMR
Insecta	Coleoptera	<i>Ocyopus aethiops</i> (Waltl, 1835)	NA	0	0	0	0	17	0	0
Insecta	Coleoptera	<i>Ocyopus olens</i> (Müller, 1764)	NA	0	0	15	0	0	0	0
Insecta	Coleoptera	<i>Ocys harpaloides</i> (Audinet-Serville, 1821)	N	6	1	59	1	0	0	0
Insecta	Coleoptera	<i>Oligota pumilio</i> Kiesenwetter, 1858	NA	1	0	3	1	4	0	0
Insecta	Coleoptera	<i>Orthochaetes insignis</i> (Aubé, 1863)	N	1	0	0	0	0	0	0
Insecta	Coleoptera	<i>Otiorhynchus cribricollis</i> Gyllenhal, 1834	I	6	3	8	0	3	0	2
Insecta	Coleoptera	<i>Otiorhynchus rugosostriatus</i> (Goeze, 1777)	I	0	0	1	0	10	0	0
Insecta	Coleoptera	<i>Otiorhynchus sulcatus</i> (Fabricius, 1775)	I	7	1	0	0	0	0	0
Insecta	Coleoptera	<i>Paranchus albipes</i> (Fabricius, 1796)	I	0	0	5	0	51	0	0
Insecta	Coleoptera	<i>Paraphloeostiba gayndahensis</i> (MacLeay, 1871)	I	0	1	0	0	1	1	0
Insecta	Coleoptera	<i>Philonthus longicornis</i> Stephens, 1832	NA	1	0	0	0	0	0	0
Insecta	Coleoptera	<i>Philonthus quisquiliarius quisquiliarius</i> (Gyllenhal, 1810)	NA	0	0	0	0	1*	0	0
Insecta	Coleoptera	<i>Phloeonomus punctipennis</i> Thomson, 1867	NA	0	0	6	0	1	0	1
Insecta	Coleoptera	<i>Phloeopora corticalis corticalis</i> (Gravenhorst, 1802)	NA	0	0	1	0	0	0	0
Insecta	Coleoptera	<i>Phloeosinus gillerforsi</i> Bright, 1987	E	0	0	2	0	11	0	0
Insecta	Coleoptera	<i>Phloeostiba azorica</i> (Fauvel, 1900)	E	0	0	7	0	0	0	0

Class	Order	Scientific name	CS	FLO	FAI	PIC	GRA	TER	SMG	SMR
Insecta	Coleoptera	<i>Pissodes castaneus</i> (DeGeer, 1775)	I	0	0	12	0	0	0	0
Insecta	Coleoptera	<i>Platystethus nitens</i> (Sahlberg, 1832)	NA	0	0	0	0	0	1	0
Insecta	Coleoptera	<i>Popillia japonica</i> Newman, 1838	I	1	0	1	0	1	0	0
Insecta	Coleoptera	<i>Proteinus atomarius</i> Erichson, 1840	NA	1	0	35	3*	44	4	2
Insecta	Coleoptera	<i>Psapharochrus jaspideus</i> (Germar, 1824)	I	0	0	1	0	0	0	0
Insecta	Coleoptera	<i>Pseudanchomenus</i> <i>aptinoides</i> (Tarnier, 1860)	E	0	0	761	0	0	0	0
Insecta	Coleoptera	<i>Pseudechinosoma</i> <i>nodosum</i> Hustache, 1936	E	0	0	16	0	0	0	0
Insecta	Coleoptera	<i>Pseudophloeophagus</i> <i>tenax borgesii</i> Stüben, 2022	E	106	130	464	0	460	2	3
Insecta	Coleoptera	<i>Pseudophloeophagus</i> <i>truncorum</i> (Stephens, 1831)	N	0	0	0	0	4	0	0
Insecta	Coleoptera	<i>Pseudoplectus perplexus</i> (Jacquelin du Val, 1854)	NA	0	1	0	0	1	0	0
Insecta	Coleoptera	<i>Psylliodes chrysocephalus</i> (Linnaeus, 1758)	I	1	0	1	0	0	1	0
Insecta	Coleoptera	<i>Psylliodes marcida</i> (Illiger, 1807)	N	4	539	91	16	26	3	1
Insecta	Coleoptera	<i>Ptenidium pusillum</i> (Gyllenhal, 1808)	I	3	1	2	0	16	10	0
Insecta	Coleoptera	<i>Pterostichus vernalis</i> (Panzer, 1796)	I	0	0	0	0	4	0	0
Insecta	Coleoptera	<i>Quedius curtipennis</i> Bernhauer, 1908	NA	0	0	0	0	2	1	6
Insecta	Coleoptera	<i>Quedius simplicifrons</i> Fairmaire, 1862	NA	0	0	1	0	2	0	0
Insecta	Coleoptera	<i>Rhizophagus ferrugineus</i> (Paykull, 1800)	I	0	0	1*	0	0	0	0

Class	Order	Scientific name	CS	FLO	FAI	PIC	GRA	TER	SMG	SMR
Insecta	Coleoptera	<i>Rhopalomesites tardyi</i> (Curtis, 1825)	I	4	0	12	0	2	0	0
Insecta	Coleoptera	<i>Rhyzobius lophanthae</i> (Blaisdell, 1892)	I	0	0	0	0	6	0	0
Insecta	Coleoptera	<i>Rugilus orbiculatus</i> (Paykull, 1789)	NA	0	0	0	1	3	0	1
Insecta	Coleoptera	<i>Scymnus interruptus</i> (Goeze, 1777)	N	0	1	1	0	64	0	0
Insecta	Coleoptera	<i>Scymnus suturalis</i> Thunberg, 1795	I	0	4*	0	0	0	0	0
Insecta	Coleoptera	<i>Sepedophilus lusitanicus</i> Hammond, 1973	NA	0	0	3	1	2	0	0
Insecta	Coleoptera	<i>Sericoderus lateralis</i> (Gyllenhal, 1827)	I	1	6	24	3	107	18	0
Insecta	Coleoptera	<i>Sirocalodes mixtus</i> (Mulsant & Rey, 1859)	I	0	0	0	0	1	0	0
Insecta	Coleoptera	<i>Sitona discoideus</i> Gyllenhal, 1834	I	3	1	2*	2	18	1	0
Insecta	Coleoptera	<i>Sphaeridium bipustulatum</i> Fabricius, 1781	I	1	0	0	0	1	0	0
Insecta	Coleoptera	<i>Sphenophorus abbreviatus</i> (Fabricius, 1787)	I	4	0	0	0	19	0	0
Insecta	Coleoptera	<i>Stelidota geminata</i> (Say, 1825)	I	1	1	1	1	4	0	0
Insecta	Coleoptera	<i>Stenolophus teutonius</i> (Schrank, 1781)	N	0	0	0	0	4	0	0
Insecta	Coleoptera	<i>Stenomastax madeirae</i> Assing, 2003	NA	1	0	0	1*	2	0	0
Insecta	Coleoptera	<i>Stilbus testaceus</i> (Panzer, 1797)	N	0	2	1*	19	33	0	2
Insecta	Coleoptera	<i>Sunius propinquus</i> (Brisout de Barneville, 1867)	NA	0	0	4	0	1	0	0
Insecta	Coleoptera	<i>Tachyporus chrysomelinus</i> (Linnaeus, 1758)	NA	54	16	18	146	26	13	13

Class	Order	Scientific name	CS	FLO	FAI	PIC	GRA	TER	SMG	SMR
Insecta	Coleoptera	<i>Tachyporus nitidulus</i> (Fabricius, 1781)	NA	14	30	27	83*	98	10	36
Insecta	Coleoptera	<i>Tarphius floresensis</i> Borges & Serrano, 2017	E	6	0	0	0	0	0	0
Insecta	Coleoptera	<i>Tarphius furtadoi</i> Borges & Serrano, 2017	E	0	0	11	0	0	0	0
Insecta	Coleoptera	<i>Tarphius gabriellae</i> Borges & Serrano, 2017	E	0	0	2	0	0	0	0
Insecta	Coleoptera	<i>Tarphius rufonodulosus</i> Israelson, 1984	E	0	0	0	0	0	0	1
Insecta	Coleoptera	<i>Trichiusa robustula</i> Casey, 1893	NA	0	0	0	1*	1	0	0
Insecta	Coleoptera	<i>Tychius picirostris</i> (Fabricius, 1787)	I	0	0	1	0	0	0	0
Insecta	Coleoptera	<i>Typhaea stercorea</i> (Linnaeus, 1758)	I	0	0	1	0	2	0	1
Insecta	Coleoptera	<i>Xantholinus longiventris</i> Heer, 1839	NA	0	1	2	0	8	0	0
Insecta	Coleoptera	<i>Xyleborinus alni</i> Nijima, 1909	I	0	0	2	0	458	0	0
Insecta	Dermaptera	<i>Euborellia annulipes</i> (Lucas, 1847)	I	20	36	0	29	1	84	0
Insecta	Dermaptera	<i>Forficula auricularia</i> Linnaeus, 1758	I	7	112	18	91	0	16	18
Insecta	Dermaptera	<i>Labidura riparia</i> (Pallas, 1773)	N	0	0	0	1	0	2	0
Insecta	Ephemeroptera	<i>Cloeon dipterum</i> (Linnaeus, 1761)	N	0	1	0	0	0	0	0
Insecta	Hemiptera	<i>Acalypta parvula</i> (Fallén, 1807)	N	4	0	0	0	19	0	0
Insecta	Hemiptera	<i>Acizzia uncatoides</i> (Ferris & Klyver, 1932)	I	2	0	386	1	34	0	0
Insecta	Hemiptera	<i>Acyrtosiphon loti</i> (Theobald, 1913)	N	0	0	0	0	1	0	0
Insecta	Hemiptera	<i>Anthocoris nemoralis</i> (Fabricius, 1794)	N	5	1	22*	0	3	1	0

Class	Order	Scientific name	CS	FLO	FAI	PIC	GRA	TER	SMG	SMR
Insecta	Hemiptera	<i>Aphrodes hamiltoni</i> Quartau & Borges, 2003	E	6	0	81	0	16	1	0
Insecta	Hemiptera	<i>Beosus maritimus</i> (Scopoli, 1763)	N	0	0	0	0	1	0	0
Insecta	Hemiptera	<i>Brachysteles parvicornis</i> (A. Costa, 1847)	N	0	7*	0	0	3	0	0
Insecta	Hemiptera	<i>Buchananiella continua</i> (White, 1880)	I	0	1	23	0	1	0	1
Insecta	Hemiptera	<i>Campyloneura virgula</i> (Herrich-Schaeffer, 1835)	N	4	28	317	200	33	0	0
Insecta	Hemiptera	<i>Cicadella viridis</i> (Linnaeus, 1758)	I	0	0	0	0	3	0	0
Insecta	Hemiptera	<i>Cinara juniperi</i> (De Geer, 1773)	N	2177	277	2094	0	3008	8	0
Insecta	Hemiptera	<i>Cixius azofloresi</i> Remane & Asche, 1979	E	972	0	0	0	0	0	0
Insecta	Hemiptera	<i>Cixius azomariae</i> Remane & Asche, 1979	E	0	0	0	0	0	0	371
Insecta	Hemiptera	<i>Cixius azopifajo azofa</i> Remane & Asche, 1979	E	0	151	0	0	0	0	0
Insecta	Hemiptera	<i>Cixius azopifajo</i> <i>azopifajo</i> Remane & Asche, 1979	E	0	0	7222	0	0	0	0
Insecta	Hemiptera	<i>Cixius azoricus azoricus</i> Lindberg, 1954	E	0	0	0	0	3	0	0
Insecta	Hemiptera	<i>Cixius azoricus azoropicoi</i> Remane & Asche, 1979	E	0	0	640	0	0	0	0
Insecta	Hemiptera	<i>Cixius azoterceirae</i> Remane & Asche, 1979	E	0	0	0	0	17922	0	0
Insecta	Hemiptera	<i>Cixius insularis</i> Lindberg, 1954	E	0	0	0	0	0	531	0
Insecta	Hemiptera	<i>Cyphopterus</i> <i>adcondens</i> (Herrich- Schäffer, 1835)	N	1131	575	2671	1090	5497	31	5
Insecta	Hemiptera	<i>Emblethis denticollis</i> Horváth, 1878	N	1	0	0	0	2	0	0

Class	Order	Scientific name	CS	FLO	FAI	PIC	GRA	TER	SMG	SMR
Insecta	Hemiptera	<i>Empicoris rubromaculatus</i> (Blackburn, 1889)	I	1	0	14	0	11	0	0
Insecta	Hemiptera	<i>Euphyllura olivina</i> (Costa, 1839)	I	0	0	0	1*	0	0	0
Insecta	Hemiptera	<i>Eupteryx azorica</i> Ribaut, 1941	E	94	89*	69	1	67	27	6*
Insecta	Hemiptera	<i>Eupteryx filicum</i> (Newman, 1853)	N	34	12	21	4	7	0	0
Insecta	Hemiptera	<i>Euscelidius variegatus</i> (Kirschbaum, 1858)	N	0	0	12	0	3	0	0
Insecta	Hemiptera	<i>Geotomus punctulatus</i> (A. Costa, 1847)	N	0	0	1*	0	2	0	0
Insecta	Hemiptera	<i>Heterotoma planicornis</i> (Pallas, 1772)	N	0	11	7	5	1	4	0
Insecta	Hemiptera	<i>Kelisia ribauti</i> Wagner, 1938	N	3	0	5	1	377	1	5
Insecta	Hemiptera	<i>Kleidocerys ericae</i> (Horváth, 1909)	N	90	3909	195	2718	11260	1	1
Insecta	Hemiptera	<i>Lasiosomus enervis</i> (Herrich-Schäffer, 1835)	N	0	0	1*	0	0	0	0
Insecta	Hemiptera	<i>Loricula coleoprata</i> (Fallén, 1807)	N	10	0	323*	53*	248*	0	0
Insecta	Hemiptera	<i>Loricula elegantula</i> (Bärensprung, 1858)	N	0	0	13	5	6*	0	0
Insecta	Hemiptera	<i>Lyctocoris campestris</i> (Fabricius, 1794)	I	0	0	0	1	0	1	0
Insecta	Hemiptera	<i>Megamelodes quadrimaculatus</i> (Signoret, 1865)	N	0	1	316	0	18	6	0
Insecta	Hemiptera	<i>Microplax plagiatu</i> (Fieber, 1837)	N	0	0	0	0	1*	0	0
Insecta	Hemiptera	<i>Miridius quadrivirgatus</i> (A. Costa, 1853)	N	0	0	0	0	1*	0	0
Insecta	Hemiptera	<i>Monalocoris filicis</i> (Linnaeus, 1758)	N	24	37	125	0	105	62	0

Class	Order	Scientific name	CS	FLO	FAI	PIC	GRA	TER	SMG	SMR
Insecta	Hemiptera	<i>Myzus cerasi</i> (Fabricius, 1775)	I	0	0	0	0	1	0	0
Insecta	Hemiptera	<i>Nabis pseudoferus ibericus</i> Remane, 1962	N	7	2	1	1	45	4	4
Insecta	Hemiptera	<i>Nezara viridula</i> (Linnaeus, 1758)	I	0	0	1	0	0	0	0
Insecta	Hemiptera	<i>Nysius atlanticum</i> Horváth, 1890	E	1	17	0	0	7	0	0
Insecta	Hemiptera	<i>Opsius stactogalus</i> Fieber, 1866	N	0	0	1	0	0	0	0
Insecta	Hemiptera	<i>Orius laevigatus laevigatus</i> (Fieber, 1860)	N	8	3	33	1	10	1	0
Insecta	Hemiptera	<i>Philaenus spumarius</i> (Linnaeus, 1758)	I	0	0	0	0	0	28	0
Insecta	Hemiptera	<i>Piezodorus lituratus</i> (Fabricius, 1794)	N	0	0	0	2*	27*	0	0
Insecta	Hemiptera	<i>Pilophorus confusus</i> (Kirschbaum, 1856)	N	1	1	0	0	30	0	0
Insecta	Hemiptera	<i>Pilophorus perplexus</i> Douglas & Scott, 1875	N	0	0	0	0	9	0	0
Insecta	Hemiptera	<i>Pinalitus oromii</i> J. Ribes, 1992	E	149	162	664	0	3095	48	167
Insecta	Hemiptera	<i>Plinthisus brevipennis</i> (Latreille, 1807)	N	0	0	3	1	270	0	0
Insecta	Hemiptera	<i>Plinthisus minutissimus</i> Fieber, 1864	N	0	16	3*	548*	9726	0	0
Insecta	Hemiptera	<i>Rhopalosiphoninus latysiphon</i> (Davidson, 1912)	I	4	3	14	0	10	0	0
Insecta	Hemiptera	<i>Rhopalosiphum padi</i> (Linnaeus, 1758)	I	0	0	1	0	1	0	0
Insecta	Hemiptera	<i>Saldula palustris</i> (Douglas, 1874)	N	1	0	2	0	3	3	0
Insecta	Hemiptera	<i>Scolopostethus decoratus</i> (Hahn, 1833)	N	8	119	6	7	80	0	14

Class	Order	Scientific name	CS	FLO	FAI	PIC	GRA	TER	SMG	SMR
Insecta	Hemiptera	<i>Siphanta acuta</i> (Walker, 1851)	I	0	0	163*	1*	2	0	0
Insecta	Hemiptera	<i>Strophingia harteni</i> Hodkinson, 1981	E	37	242	186	77	2329	4	106
Insecta	Hemiptera	<i>Therioaphis trifolii</i> (Monell, 1882)	N	0	0	0	0	15	0	0
Insecta	Hemiptera	<i>Trigonotylus caelestialium</i> (Kirkaldy, 1902)	N	0	0	0	0	1	0	0
Insecta	Hemiptera	<i>Trioza laurisilvae</i> Hodkinson, 1990	N	3	232	1134	0	1620	402	188
Insecta	Hymenoptera	<i>Hypoponera eduardi</i> (Forel, 1894)	N	110	19	9	0	5	34	0
Insecta	Hymenoptera	<i>Lasius grandis</i> Forel, 1909	N	345	251	1595	212	906	7	5
Insecta	Hymenoptera	<i>Monomorium carbonarium</i> (Smith, 1858)	N	3	0	0	2	316	0	0
Insecta	Hymenoptera	<i>Tetramorium caespitum</i> (Linnaeus, 1758)	N	1	40	5	0	9	0	0
Insecta	Hymenoptera	<i>Tetramorium caldarium</i> (Roger, 1857)	I	0	0	1	1	82	0	0
Insecta	Neuroptera	<i>Chrysoperla lucasina</i> (Lacroix, 1912)	I	0	0	0	0	1	0	0
Insecta	Neuroptera	<i>Hemerobius azoricus</i> Tjeder, 1948	E	69	26	92	0	904	26	193
Insecta	Orthoptera	<i>Eumodicogryllus bordigalensis</i> (Latreille, 1804)	I	0	0	3*	0	0	0	0
Insecta	Orthoptera	<i>Phaneroptera nana</i> Fieber, 1853	N	0	0	1*	0	4	0	0
Insecta	Phasmida	<i>Carausius morosus</i> (Sinéty, 1901)	I	0	0	0	0	1	0	0
Insecta	Psocodea	<i>Atlantopsocus adustus</i> (Hagen, 1865)	N	15	8	25	26	532	6	0
Insecta	Psocodea	<i>Bertkauia lucifuga</i> (Rambur, 1842)	N	15	32	99*	5*	233	0	0
Insecta	Psocodea	<i>Ectopsocus briggsi</i> McLachlan, 1899	I	1246	36	424	79	303	242	343

Class	Order	Scientific name	CS	FLO	FAI	PIC	GRA	TER	SMG	SMR
Insecta	Psocodea	<i>Ectopsocus strauschi</i> Enderlein, 1906	N	24	0	1	2	169	0	0
Insecta	Psocodea	<i>Elipsocus azoricus</i> Meinander, 1975	E	135	65	886	3	504	40	182
Insecta	Psocodea	<i>Elipsocus brincki</i> Badonnel, 1963	E	470	147	290	9	1884	6	1
Insecta	Psocodea	<i>Trichadenotecnum castum</i> Betz, 1983	I	0	0	1	8*	0	0	0
Insecta	Psocodea	<i>Trichopsocus clarus</i> (Banks, 1908)	N	171	133	2251	24	836	224	40
Insecta	Psocodea	<i>Valenzuela burmeisteri</i> (Brauer, 1876)	N	0	62	103*	13*	981	45	5
Insecta	Psocodea	<i>Valenzuela flavidus</i> (Stephens, 1836)	N	197	86	1299	315	1127	54	168
Insecta	Strepsiptera	<i>Elenchus tenuicornis</i> (Kirby, 1815)	N	0	0	0	0	5	0	0
Insecta	Thysanoptera	<i>Aeolothrips ericae</i> Bagnall, 1920	N	0	0	0	0	1	0	0
Insecta	Thysanoptera	<i>Aeolothrips gloriosus</i> Bagnall, 1914	N	0	0	4	16	204	0	0
Insecta	Thysanoptera	<i>Anisopilothersis venustulus</i> (Priesner, 1923)	I	0	0	3	0	5	0	0
Insecta	Thysanoptera	<i>Aptinothrips rufus</i> (Haliday, 1836)	I	0	3	7	0	16	0	0
Insecta	Thysanoptera	<i>Ceratothrips ericae</i> (Haliday, 1836)	N	1*	0	56	0	76	0	0
Insecta	Thysanoptera	<i>Heliothrips haemorrhoidalis</i> (Bouché, 1833)	I	30	216	36	31	773	1	0
Insecta	Thysanoptera	<i>Hercinothrips bicinctus</i> (Bagnall, 1919)	I	29	3	165	6	109	0	0
Insecta	Thysanoptera	<i>Hoplothrips corticis</i> (De Geer, 1773)	N	73	3	217	1	183	4	6
Insecta	Trichoptera	<i>Limnephilus atlanticus</i> Nybom, 1948	E	23	18	67	0	7	61	0

Class	Order	Scientific name	CS	FLO	FAI	PIC	GRA	TER	SMG	SMR
Symphyla	Symphyla	<i>Scutigereilla immaculatus</i> (Newport, 1845)	1	0	0	0	0	3	0	0

Details on the new records for the Islands:

Two new species records for Flores Island (Table 3):

Table 3.

List of orders of arthropods mentioning the number of species or subspecies identified, as well as the number of new records for each Island (FLO-Flores; FAI – Faial; GRA – Graciosa; PIC – Pico; TER – Terceira; SMG – São Miguel; SMR – Santa Maria). Data for Araneae from Pico and Terceira Islands are not mentioned because these are already available in Costa and Borges (2021) and Lhoumeau et al. (2022).

Class	Order	FLO	FAI	GRA	PIC	TER	SMG	SMR
Arachnida	Araneae	42	2 NEW 37	5 NEW 21	---	---	1 NEW 27	1 NEW 18
Arachnida	Opiliones	2	2	1	2	2	2	
Arachnida	Pseudoscorpiones	1	1	2	3	3		
Chilopoda	Geophilomorpha	1			1 NEW 2	1	1	
Chilopoda	Lithobiomorpha	1	1		1	1		
Chilopoda	Scolopendromorpha					1	1	
Chilopoda	Scutigermorpha	1		1	1	1		
Diplopoda	Chordeumatida				1	1	1	
Diplopoda	Julida	7	5	3	4 NEW 7	6	5	5
Diplopoda	Polydesmida	2	1	1	3	2		
Insecta	Archaeognatha	1	1	1	2	2		
Insecta	Blattodea	1	1		1	1	1	1
Insecta	Coleoptera	1 NEW 57	4 NEW 46	11 NEW 45	8 NEW 88	3 NEW 108	2 NEW 49	2 NEW 45
Insecta	Dermaptera	2	2	3	1	1	3	1
Insecta	Ephemeroptera		1					
Insecta	Hemiptera	27	2 NEW 26	5 NEW 23	6 NEW 39	5 NEW 50	25	1 NEW 19
Insecta	Hymenoptera	4	3	3	4	6	2	1
Insecta	Neuroptera	1	1		1	2	1	1

Class	Order	FLO	FAI	GRA	PIC	TER	SMG	SMR
Insecta	Orthoptera		1		2 NEW 2	2	2	2
Insecta	Phasmida					1		
Insecta	Psocodea	9	8	3 NEW 10	2 NEW 11	10	9	7
Insecta	Strepsiptera					1		
Insecta	Thysanoptera	1 NEW 4	5	4	7	8	3	2
Insecta	Trichoptera	1	1		1	1	1	
Symphyla	Symphyla					1		
TOTAL		2 NEW 164	8 NEW 143	24 NEW 118	23 NEW 177	8 NEW 212	3 NEW 133	4 NEW 102

- One beetle (Coleoptera, Leiodidae), *Catops coracinus* Kellner, 1846 (native non-endemic), that is a saprophagous species commonly found in several habitats in Azores (native and exotic forests, entrance of caves).

- One thrips (Thysanoptera, Thripidae), *Ceratothrips ericae* (Haliday, 1836) (native non-endemic), that is usually associated with the endemic shrub *Erica azorica*.

Eight new species records for Faial Island (Table 3):

- Two spiders (Araneae, Theridiidae), *Neottiura bimaculata* (Linnaeus, 1767) and *Theridion melanurum* Hahn, 1831, both introduced and very common in human-made habitats.

- Four beetles (Coleoptera), *Clitostethus arcuatus* (Rossi, 1794) (introduced), *Dryops algiricus* (Lucas, 1846) (native non-endemic), *Notothecta dryochares* (Israelson, 1985) (endemic) and *Scymnus suturalis* Thunberg, 1795 (introduced). *C. arcuatus* and *S. suturalis* are ladybeetles (Coccinellidae) widespread in Azores (Soares et al. 2021). *Notothecta dryochares* (Staphylinidae) is the most abundant endemic rove-beetle in Azores (Borges et al. 2022a), commonly found associated with the canopy and trunks of endemic trees.

- Two bugs (Hemiptera), *Brachysteles parvicornis* (A. Costa, 1847) (Anthocoridae) (native non-endemic) and *Eupteryx azorica* Ribaut, 1941 (Cicadellidae) (endemic). *B. parvicornis* is a common predator mostly found in human-made habitats and *E. azorica* is commonly associated with native and endemic ferns in native forest.

Twenty new species records for Graciosa Island (Table 3):

- Five Araneae: *Chalcoscirtus infimus* (Simon, 1868) (introduced), *Lathys denticheleis* (Simon, 1883) (native non-endemic), *Macaroeris diligens* (Blackwall, 1867) (native non-endemic), *Pachygnatha degeeri* Sundevall, 1830 (introduced) and *Pelecopsis parallela* (Wider, 1834) (introduced). *C. infimus* and *M. diligens* are both jumping spiders (Salticidae)

very common in exotic forests, gardens and orchards. *L. dentichelis* (Dictynidae) is one of the most common spiders in the canopies of endemic trees in Azores. *P. degeeri* (Tetragnathidae) is mostly associated with humid areas like margins of lakes, but can also be found in pastures. *P. parallela* (Linyphiidae) is widely distributed in Azorean pastures.

- Eleven beetles (Coleoptera): *Aspidapion radiolus* (Marsham, 1802) (Apionidae) (introduced), *Cryptophagus cellaris* (Scopoli, 1763) (Cryptophagidae) (introduced), *Dromius meridionalis* Dejean, 1825 (Carabidae) (introduced), *Kalcapion semivittatum semivittatum* (Gyllenhal, 1833) (Apionidae) (indeterminate), *Longitarsus kutscherai* (Rye, 1872) (Chrysomelidae) (introduced), *Mecinus pascuorum* (Gyllenhal, 1813) (Curculionidae) (introduced), *Naupactus leucoloma* Boheman, 1840 (Curculionidae) (introduced), *Proteinus atomarius* Erichson, 1840 (Staphylinidae) (indeterminate), *Stenomastax madeirae* Assing, 2003 (Staphylinidae) (indeterminate), *Tachyporus nitidulus* (Fabricius, 1781) (Staphylinidae) (indeterminate) and *Trichiusa robustula* Casey, 1893 (Staphylinidae) (indeterminate). It is particularly relevant to mention the fact that most of these beetle species are exotic historically introduced species.

- Five bugs (Hemiptera): *Euphyllura olivina* (Costa, 1839) (Liviidae) (introduced), *Loricula coleoptrata* (Fallén, 1807) (Microphysidae) (native non-endemic), *Piezodorus lituratus* (Fabricius, 1794) (Pentatomidae) (native non-endemic), *Plinthisus minutissimus* Fieber 1864, (Rhyparochromidae) (native non-endemic) and *Siphanta acuta* (Walker, 1851) (Flatidae) (introduced). Particularly relevant the presence of *S. acuta*, that is spreading fast in Azores (see also Borges et al. (2013)).

- Three Psocodea: *Bertkauia lucifuga* (Rambur, 1842) (Epipsocidae) (native non-endemic), *Trichadenotecnum castum* Betz, 1983 (Psocidae) (introduced), *Valenzuela burmeisteri* (Brauer, 1876) (Caeciliusidae) (native non-endemic). All these species are common in many forest habitats of all islands in Azores.

Twenty-three new species records for Pico Island (Table 3):

- One centipede (Chilopoda, Geophilomorpha, Linotaeniidae), *Strigamia crassipes* (C.L. Koch, 1835) (native non-endemic).

- Four millipedes (Diplopoda), all introduced in Azores: *Brachyiulus pusillus* (Leach, 1814) (Julidae), *Cylindroiulus latestriatus* (Curtis, 1845) (Julidae), *Nopoiulus kochii* (Gervais, 1847) (Blaniulidae) and *Proteroiulus fuscus* (Am Stein, 1857) (Blaniulidae).

- Eight beetles (Coleoptera): *Catops coracinus* Kellner, 1846 (Leiodidae) (native non-endemic), *Charagmus gressorius* (Fabricius, 1792) (Curculionidae) (native non-endemic), *Cryptophagus cellaris* (Scopoli, 1763) (Cryptophagidae) (introduced), *Mecinus pascuorum* (Gyllenhal, 1813) (Curculionidae) (introduced), *Medon apicalis* (Kraatz, 1857) (Staphylinidae) (indeterminated), *Rhizophagus ferrugineus* (Paykull, 1800) (Monotomidae) (introduced), *Sitona discoideus* Gyllenhal, 1834 (Curculionidae) (introduced) and *Stilbus testaceus* (Panzer, 1797) (Phalacridae) (native non-endemic).

- Six bugs (Hemiptera): *Anthocoris nemoralis* (Fabricius, 1794) (Anthocoridae) (native non-endemic), *Geotomus punctulatus* (A. Costa, 1847) (Cydnidae) (native non-endemic), *Lasiosomus enervis* (Herrich-Schäffer, 1835) (Rhyparochromidae) (native non-endemic), *Loricula coleoptrata* (Fallén, 1807) (Microphysidae) (native non-endemic), *Plinthisus minutissimus* Fieber, 1864 (Rhyparochromidae) (native non-endemic) and *Siphanta acuta* (Walker, 1851) (Flatidae) (introduced). Similarly to Graciosa, *S. acuta* is also new for Pico, species that is spreading fast in Azores (Borges et al. 2013).

- Two Orthoptera: *Eumodicogryllus bordigalensis* (Latreille, 1804) (Gryllidae) (introduced) and *Phaneroptera nana* Fieber, 1853 (Tettigoniidae) (native non-endemic).

- Two native non-endemic Psocodea: *Bertkauia lucifuga* (Rambur, 1842) (Epipsocidae) and *Valenzuela burmeisteri* (Brauer, 1876) (Caeciliusidae).

Eight new species records for Terceira Island (Table 3):

- Three beetles (Coleoptera): *Aleochara clavicornis* L. Redtenbacher, 1849 (Chrysomelidae) (indeterminate), *Metophtalmus occidentalis* Israelson, 1984 (Latridiidae) (endemic), *Philonthus quisquiliarius quisquiliarius* (Gyllenhal, 1810) (Staphylinidae) (indeterminate).

- Five native non-endemic bugs (Hemiptera): *Loricula coleoptrata* (Fallén, 1807) (Microphysidae), *Loricula elegantula* (Bärensprung, 1858) (Microphysidae), *Microplax plagiatus* (Fieber, 1837) (Microphysidae), *Miridius quadrivirgatus* (A. Costa, 1853) (Oxycarenidae) and *Piezodorus lituratus* (Fabricius, 1794) (Pentatomidae).

Three new species records for São Miguel Island (Table 3):

- One endemic spider (Araneae, Linyphiidae), *Canariphantes acoreensis* (Wunderlich, 1992).

- Two beetles (Coleoptera): *Cypha seminulum* (Erichson, 1839) (Staphylinidae) (indeterminate) and *Longitarsus kutscherai* (Chrysomelidae) (Rye, 1872) (introduced).

Four new species records for Santa Maria Island (Table 3):

- One introduced spider (Araneae, Linyphiidae), *Neriene clathrata* (Sundevall, 1830).

- Two beetles (Coleoptera): *Catops coracinus* Kellner, 1846 (Leiodidae) (native non-endemic) and *Cryptophagus cellaris* (Scopoli, 1763) (Cryptophagidae) (introduced).

- One endemic bug (Hemiptera, Cicadellidae), *Eupteryx azorica* Ribaut, 1941, usually associated with native and endemic ferns.

Conservation remarks

We recorded 23 introduced species which are new to the Islands of the Azores Archipelago. This number of new records is higher than for the endemic (n = 4), native (n = 21) and

indeterminate ($n = 8$) species. These new records increase the diversity of the species at island scale. They must be considered with particular attention as they might rapidly increase their distribution. However, we need to be careful with these new records because they could represent an effect of the past low sampling effort and not recent introductions. Indeed, not all Islands were sampled with the same intensity through time. In order to provide better time series analysis, we must continue sampling arthropods over all Islands with increasing regularity.

Introduced species are the greatest part of the new records, but also the most diverse group of species over all the Archipelago (Fig. 13). In all Islands we monitored with this programme, introduced species represent almost 25% of the species richness of a given Island. Graciosa (42%), Pico (41%) and Flores (38%) are the three Islands with the highest percentage of introduced species sampled (Fig. 13). It is a strong and critical signal for Graciosa as this is the Island where the temporal coverage of sampling is the lowest (Fig. 12), but with the highest proportion of introduced species. This result must be the consequence of the limited amount of native forest on this Island. Indeed, there is no fragment of native forest remaining on this Island, only a small secondary patch dominated by the endemic tree species *Erica azorica*, as an early succession shrub (see Species of Habitat management areas in Fig. 5). Furthermore, Graciosa Island is the second smallest island of the Archipelago (after Corvo Island) and the lowest in altitude. All these parameters can explain that the quality of the fragment where we sampled is poor in comparison to other Islands (like Terceira Island, where the greatest fragments of native forest occur) (Triantis et al. 2010). Indeed, other long term monitoring studies performed in non-native environments (Borges et al. 2013, Borges et al. 2022a, Borges et al. 2022b) showed that it is more likely to find exotic arthropods species in such disturbed places. Therefore, in Graciosa, monitoring programmes should be encouraged to obtain time series of arthropod communities so that trends can be detected and forecast. In any case, particular attention must be given to exotic species as they are part of the global biodiversity crisis experienced in the Archipelago (Borges et al. 2019, Borges et al. 2020, Singh 2002).

A positive output of this study is the non-dominance of introduced species in native forest patches, a result that coincides with a recent study conducted on a native forest fragment Terra-Brava on Terceira (see Borges et al. (2017)). Fig. 14 shows that almost all of the seven Islands we monitored have less than 20% of their total species abundance composed of introduced species (except for Flores Island where 22% of the total abundance of arthropods sampled are introduced). However, we detected that the highest proportion of the abundance in Graciosa Island is attributed to native non-endemic species. Further analysis is needed to explore links between such dominance of native non-endemic species and the quality of the habitat. Variations of the proportion of exotic species amongst the Islands are likely to be the consequence of difference of habitat quality, age and size of the Island and human activities and interaction between these factors (Borges et al. 2006).

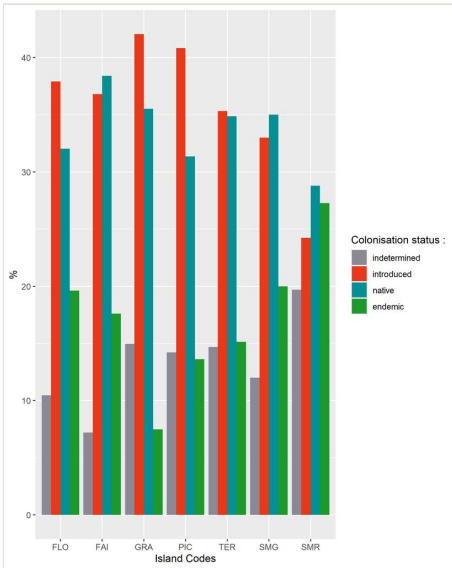


Figure 13. [doi](#)

Bar plot of percentage of number of species according to their colonisation status for each Island (FLO-Flores; FAI – Faial; GRA – Graciosa; PIC – Pico; TER – Terceira; SMG – São Miguel; SMR – Santa Maria).

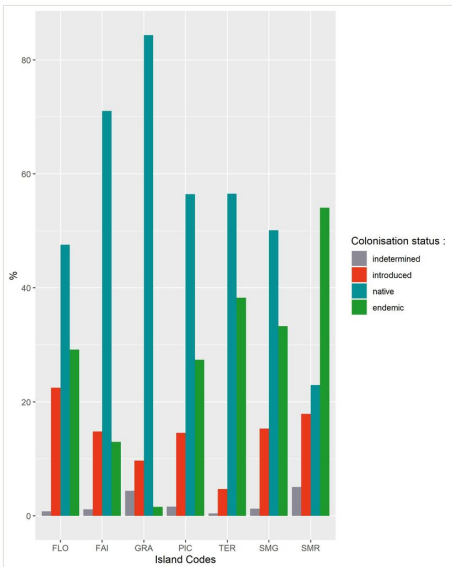


Figure 14. [doi](#)

Bar plot of percentage of abundance of species according to their colonisation status for each Island (FLO – Flores; FAI – Faial; GRA – Graciosa; PIC – Pico; TER – Terceira; SMG – São Miguel; SMR – Santa Maria).

All of the seven Islands monitored showed that introduced arthropod species are the most diverse group, but not the dominant one, which suggests that introduced species are mostly vagrants with large turnover rates across space and time. Such turnover on oceanic islands is common to other taxa like plants (Gilbert and Lechowicz 2005, Kueffer et al. 2010). A future analysis of beta diversity drivers through time can shed light on the dynamics of invasions on these Islands (Carvalho et al. 2012, Legendre and De Cáceres 2013). Finally, our results show that the forest fragments where we performed our samplings are likely to be resistant to an increasing pressure of the constant introduction of exotic species (but see Borges et al. (2020)). However, monitoring needs to be continued to detect the crossing of a potentially dramatic threshold (Xie et al. 2019) leading to profound and irreversible changes in the composition and functioning of native Azorean ecosystems.

Acknowledgements

A large number of students (many of them financed by the EU Programmes ERASMUS) sorted the samples prior to species assignment by one of us (PAVB) and we are grateful to all of them (see above in Funding and Personnel sections).

Many rangers from Azores Nature Protected Areas collected the samples (see list above in Personnel).

AMCS is supported by the Ramón y Cajal program (RYC2020-029407-I), financed by the Spanish *Ministerio de Ciencia e Innovación*. IRA and MB were funded by Portuguese funds through FCT – Fundação para a Ciência e a Tecnologia, I.P., under the Norma Transitória – DL57/2016/CP1375/CT0003 and DL57/2016/CP1375//CT0001, respectively.

Several projects supported the acquisition of traps during the last ten years, namely: EU-FCT-NETBIOME –ISLANDBIODIV grant 0003/2011 (between 2012 and 2015); Portuguese National Funds, through FCT – Fundação para a Ciência e Tecnologia, within the project UID/BIA/00329/2013-2020; Direcção Regional do Ambiente - PRIBES (LIFE17 IPE/PT/000010) (2019); Direcção Regional do Ambiente – LIFE-BETTLES (LIFE18 NAT_PT_000864) (2020); AZORESBIOPORTAL – PORBIOTA (ACORES-01-0145-FEDER-000072) (2019); (FCT) - MACRISK-Trait-based prediction of extinction risk and invasiveness for Northern Macaronesian arthropods (FCT-PTDC/BIA-CBI/0625/2021) (2021-2022).

Data curation and open Access of this manuscript were supported by the project MACRISK-Trait-based prediction of extinction risk and invasiveness for Northern Macaronesian arthropods (FCT-PTDC/BIA-CBI/0625/2021).

Author contributions

SL: Laboratory work; Data Curation; Darwin Core dataset preparation; Formal analysis and interpretation; manuscript writing.

PAVB: Conceptualisation; Methodology; Research (field and laboratory work); Resources; Data Curation; Darwin Core dataset preparation; Formal analysis and interpretation; manuscript writing.

ARP, RC and AL: Research (field and laboratory work); Resources; Data Curation.

All the remaining authors participated in data interpretation and manuscript revision.

References

- Aberlenc H (2020) Les insectes du monde. Editions Museo, Maugio, 2200 pp. [ISBN 978-2-37375-101-7]
- Albrecht J, Gertrud Berens D, Jaroszewicz B, Selva N, Brandl R, Farwig N (2014) Correlated loss of ecosystem services in coupled mutualistic networks. *Nature Communications* 5: e3810. <https://doi.org/10.1038/ncomms4810>
- Blüthgen N, Staab M, Achury R, Weisser W (2022) Unravelling insect declines: can space replace time? *Biology Letters* 18 (4). <https://doi.org/10.1098/rsbl.2021.0666>
- Bolu H, Varga O (2021) New distributional, host and plant association records of saproxylic ichneumonid parasitoids (Hymenoptera, Ichneumonidae) in Turkey. *Gazi Entomolojik Arastirmalar Dernegi* 2 (23): 173-178. <https://doi.org/10.51963/jers.v23i2.2013>
- Borges PAV, Lobo J, Azevedo E, Gaspar C, Melo C, Nunes L (2006) Invasibility and species richness of island endemic arthropods: a general model of endemic vs. exotic species. *Journal of Biogeography* 33 (1): 169-187. <https://doi.org/10.1111/j.1365-2699.2005.01324.x>
- Borges PAV, Wunderlich J (2008) Spider biodiversity patterns and their conservation in the Azorean archipelago, with descriptions of new species. *Systematics and Biodiversity* 6 (2): 249-282. <https://doi.org/10.1017/S1477200008002648>
- Borges PAV, Vieira V, Amorim IR, Bicudo N, Fritzen N, Gaspar C, Heleno R, Hortal J, Lissner J, Logunov D, Machado A, Marcelino J, Meijer SS, Melo C, Mendonça EP, Moniz J, Pereira F, Santos AS, Simões AM, Torrão E (2010) List of arthropods (Arthropoda). In: Borges PAV, Costa A, Cunha R, Gabriel R, Gonçalves V, Martins AF, Melo I, Parente M, Raposeiro P, Rodrigues P, Santos RS, Silva L, Vieira P, Vieira V (Eds) A list of the terrestrial and marine biota from the Azores. *Principia, Cascais*, 179-246 pp. URL: <http://hdl.handle.net/10400.3/1959> [ISBN 978-989-8131-75-1].
- Borges PAV, Reut M, Ponte NB, Quartau JA, Fletcher M, Sousa AB, Pollet M, Soares AO, Marcelino J, Rego C, Cardoso P (2013) New records of exotic spiders and insects to the Azores, and new data on recently introduced species. *Arquipélago. Life and Marine Science* 30: 57-70. URL: <https://repositorio.uac.pt/handle/10400.3/2079>
- Borges PAV, Pimentel R, Carvalho R, Nunes R, Wallon S, Ros-Prieto A (2017) Seasonal dynamics of arthropods in the humid native forests of Terceira Island (Azores). *Arquipélago. Life and Marine Sciences* 105-122. URL: <http://hdl.handle.net/10400.3/4470>
- Borges PAV, Cardoso P, Kreft H, Whittaker RJ, Fattorini S, Emerson BC, Gil A, Gillespie RG, Matthews T, Santos AMC, Steinbauer MIJ, Thébaud C, Ah-Peng C, Amorim IR, Aranda SC, Arroz AM, Azevedo JMN, Boieiro M, Borda-de-Água L, Carvalho JC, Elias

- RB, Fernández-Palacios JM, Florencio M, González-Mancebo JM, Heaney LR, Hortal J, Kueffer C, Lequette B, Martín-Esquivel JL, López H, Lamelas-López L, Marcelino J, Nunes R, Oromí P, Patiño J, Pérez AJ, Rego C, Ribeiro SP, Rigal F, Rodrigues P, Rominger AJ, Santos-Reis M, Schaefer H, Sérgio C, Serrano ARM, Sim-Sim M, Stephenson PJ, Soares AO, Strasberg D, Vanderporten A, Vieira V, Gabriel R (2018) Global Island Monitoring Scheme (GIMS): a proposal for the long-term coordinated survey and monitoring of native island forest biota. *Biodiversity and Conservation* 27 (10): 2567-2586. <https://doi.org/10.1007/s10531-018-1553-7>
- Borges PAV, Gabriel R, Fattorini S (2019) Biodiversity erosion: causes and consequences. In: Leal Filho W, Azul A, Brandli L, Özuyar P, Wall T (Eds) *Life on Land. Encyclopedia of the UN Sustainable Development Goals*. The Springer Nature, Switzerland, 1-10 pp. [ISBN 978-3-319-71065-5]. https://doi.org/10.1007/978-3-319-71065-5_78-1
 - Borges PAV, Rigal F, Ros-Prieto A, Cardoso P (2020) Increase of insular exotic arthropod diversity is a fundamental dimension of the current biodiversity crisis. *Insect Conservation and Diversity* 13 (5): 508-518. <https://doi.org/10.1111/icad.12431>
 - Borges PAV, Lhoumeau S (2022) Long-term monitoring of Azorean forest arthropods. v1.3. Universidade dos Açores. Dataset/Samplingevent. http://ipt.gbif.pt/ipt/resource?r=arthropods_slam_azores. Accessed on: 2022-11-21.
 - Borges PAV, Lamelas-Lopez L, Assing V, Schülke M (2022a) New records, detailed distribution and abundance of rove-beetles (Insecta, Coleoptera, Staphylinidae) collected between 1990 and 2015 in Azores (Portugal) with an updated checklist. *Biodiversity Data Journal* 10: e78896. <https://doi.org/10.3897/BDJ.10.e78896>
 - Borges PAV, Lamelas-Lopez L, Stüben P, Ros-Prieto A, Gabriel R, Boieiro M, Tsafack N, Ferreira MT (2022b) SLAM project - long term ecological study of the impacts of climate change in the natural forest of Azores: II - A survey of exotic arthropods in disturbed forest habitats. *Biodiversity Data Journal* 10: e81410. <https://doi.org/10.3897/BDJ.10.e81410>
 - Borges PAV, Lamelas-López L, Tsafack N, Boieiro M, Ros-Prieto A, Gabriel R, Nunes R, Ferreira MT (2022c) SLAM project - long term ecological study of the impacts of climate change in the natural forest of Azores: III - Testing the impact of edge effects in a native forest of Terceira Island. *Biodiversity Data Journal* 10: e85971. <https://doi.org/10.3897/BDJ.10.e85971>
 - Bukowski B, Ratnasingham S, Hanisch P, Hebert PN, Perez K, deWaard J, Tubaro P, Lijtmaer D (2022) DNA barcodes reveal striking arthropod diversity and unveil seasonal patterns of variation in the southern Atlantic Forest. *PLOS One* 17 (4): e0267390. <https://doi.org/10.1371/journal.pone.0267390>
 - Cardoso P, Erwin TL, Borges PAV, New TR (2011a) The seven impediments in invertebrate conservation and how to overcome them. *Biological Conservation* 144 (11): 2647-2655. <https://doi.org/10.1016/j.biocon.2011.07.024>
 - Cardoso P, Borges PAV, Triantis KA, Ferrández MA, Martín JL (2011b) Adapting the IUCN Red List criteria for invertebrates. *Biological Conservation* 144 (10): 2432-2440. <https://doi.org/10.1016/j.biocon.2011.06.020>
 - Carvalho J, Cardoso P, Gomes P (2012) Determining the relative roles of species replacement and species richness differences in generating beta-diversity patterns. *Global Ecology and Biogeography* 21 (7): 760-771. <https://doi.org/10.1111/j.1466-8238.2011.00694.x>

- Costa R, Borges PAV (2021) SLAM Project - long term ecological study of the impacts of climate change in the natural forest of Azores: I - the spiders from native forests of Terceira and Pico Islands (2012-2019). *Biodiversity Data Journal* 9: e69924. <https://doi.org/10.3897/BDJ.9.e69924>
- Cross J, Fountain M, Markó V, Nagy C (2015) Arthropod ecosystem services in apple orchards and their economic benefits. *Ecological Entomology* 40 (S1): 82-96. <https://doi.org/10.1111/een.12234>
- de Vries JPR, van Loon E, Borges PAV (2021) A small-scale analysis of elevational species richness and beta diversity patterns of arthropods on an oceanic island (Terceira, Azores). *Insects* 12 (10): 936. <https://doi.org/10.3390/insects12100936>
- Dornelas M, Magurran A, Buckland S, Chao A, Chazdon R, Colwell R, Curtis T, Gaston K, Gotelli N, Kosnik M, McGill B, McCune J, Morlon H, Mumby P, Øvreås L, Stuedeny A, Vellend M (2013) Quantifying temporal change in biodiversity: challenges and opportunities. *Proceedings of the Royal Society B: Biological Sciences* 280 (1750): 1-10. <https://doi.org/10.1098/rspb.2012.1931>
- Elias RB, Gil A, Silva L, Fernández-Palacios JM, Azevedo EB, Reis F (2016) Natural zonal vegetation of the Azores Islands: characterization and potential distribution. *Phytocoenologia* 46: 107-123. <https://doi.org/10.1127/phyto/2016/0132>
- Fernández-Palacios JM, Kreft H, Irl SD, Norder S, Ah-Peng C, Borges PAV, Burns KC, de Nascimento L, Meyer J, Montes E, Drake DR (2021) Scientists' warning – The outstanding biodiversity of islands is in peril. *Global Ecology and Conservation* 31: e01847. <https://doi.org/10.1016/j.gecco.2021.e01847>
- Florencio M, Patiño J, Nogué S, Traveset A, Borges PAV, Schaefer H, Amorim IR, Arnedo M, Ávila SP, Cardoso P, de Nascimento L, Fernández-Palacios JM, Gabriel SI, Gil A, Gonçalves V, Haroun R, Illera JC, López-Darías M, Martínez A, Martins GM, Neto AI, Nogales M, Oromí P, Rando JC, Raposeiro PM, Rigal F, Romeiras MM, Silva L, Valido A, Vanderpoorten A, Vasconcelos R, Santos AMC (2021) Macaronesia as a fruitful arena for ecology, evolution, and conservation biology. *Frontiers in Ecology and Evolution* 9: e718169. <https://doi.org/10.3389/fevo.2021.718169>
- Gilbert B, Lechowicz M (2005) Invasibility and abiotic gradients: The positive correlation between native and exotic plant diversity. *Ecology* 86 (7): 1848-1855. <https://doi.org/10.1890/04-09997>
- Gullan P, Cranston P (2014) *The insects: an outline of entomology*. 5. Wiley-Blackwell [ISBN 9781118846155]
- Heleno R, Ripple W, Traveset A (2020) Scientists' warning on endangered food webs. *Web Ecology* 20 (1): 1-10. <https://doi.org/10.5194/we-20-1-2020>
- Jankielsohn A (2018) The importance of insects in agricultural ecosystems. *Advances in Entomology* 6 (2): 62-73. <https://doi.org/10.4236/ae.2018.62006>
- Jenkins PT (1996) Free trade and exotic species introductions. *Conservation Biology* 10 (1): 300-302. <https://doi.org/10.1046/j.1523-1739.1996.10010300.x>
- Jones M, Vanhanen H, Peltola R, Drummond F (2014) A global review of arthropod-mediated ecosystem-services in *Vaccinium* berry agroecosystems. *Terrestrial Arthropod Reviews* 7 (1): 41-78. <https://doi.org/10.1163/18749836-06041074>
- Kueffer C, Daehler C, Torres-Santana C, Lavergne C, Meyer J, Otto R, Silva L (2010) A global comparison of plant invasions on oceanic islands. *Perspectives in Plant Ecology, Evolution and Systematics* 12 (2): 145-161. <https://doi.org/10.1016/j.ppees.2009.06.002>

- Legendre P, De Cáceres M (2013) Beta diversity as the variance of community data: dissimilarity coefficients and partitioning. *Ecology Letters* 16 (8): 951-963. <https://doi.org/10.1111/ele.12141>
- Lhoumeau S, Cardoso P, Costa R, Boeiro M, Malumbres-Olarte J, Amorim I, Rigal F, Santos A, Gabriel R, Borges PAV (2022) SLAM project - long term ecological study of the impacts of climate change in the natural forest of Azores: IV - The spiders of Terceira and Pico Islands (2019-2021) and general diversity patterns after ten years of sampling. *Biodiversity Data Journal* 10: e96442. <https://doi.org/10.3897/BDJ.10.e96442>
- Loh J, Green R, Ricketts T, Lamoreux J, Jenkins M, Kapos V, Randers J (2005) The Living Planet Index: Using species population time series to track trends in biodiversity. *Philosophical transactions of the Royal Society of London. Series B, Biological sciences* 360: 289-95. <https://doi.org/10.1098/rstb.2004.1584>
- MacArthur R, Wilson E (2001) *The theory of island biogeography*. Princeton University Press, Princeton. <https://doi.org/10.1515/9781400881376>
- Macías-Hernández N, Ramos C, Domènech M, Febles S, Santos I, Arnedo M, Borges PAV, Emerson B, Cardoso P (2020) A database of functional traits for spiders from native forests of the Iberian Peninsula and Macaronesia. *Biodiversity Data Journal* 8: e49159. <https://doi.org/10.3897/BDJ.8.e49159>
- Malumbres-Olarte J, Cardoso P, Crespo LC, Gabriel R, Pereira F, Carvalho R, Rego C, Nunes R, Ferreira M, Amorim I, Rigal F, Borges PAV (2019) Standardised inventories of spiders (Arachnida, Araneae) of Macaronesia I: The native forests of the Azores (Pico and Terceira islands). *Biodiversity Data Journal* 7: e32625. <https://doi.org/10.3897/BDJ.7.e32625>
- Matthews T, Sadler J, Carvalho R, Nunes R, Borges PAV (2018) Differential temporal beta-diversity patterns of native and non-native arthropod species in a fragmented native forest landscape. *Ecography* 42 (1): 45-54. <https://doi.org/10.1111/ecog.03812>
- Nentwig W (Ed.) (2008) *Biological invasions*. Springer, Berlin, 441 pp. [ISBN 978-3-540-77375-7]
- Noriega JA, Hortal J, Azcárate F, Berg M, Bonada N, Briones MI, Del Toro I, Goulson D, Ibanez S, Landis D, Moretti M, Potts S, Slade E, Stout J, Ulyshen M, Wackers F, Woodcock B, Santos AC (2018) Research trends in ecosystem services provided by insects. *Basic and Applied Ecology* 26: 8-23. <https://doi.org/10.1016/j.baae.2017.09.006>
- Pey B, Nahmani J, Auclerc A, Capowiez Y, Cluzeau D, Cortet J, Decaëns T, Deharveng L, Dubs F, Joimel S, Briard C, Grumiaux F, Laporte M, Pasquet A, Pelosi C, Pernin C, Ponge J, Salmon S, Santorufo L, Hedde M (2014) Current use of and future needs for soil invertebrate functional traits in community ecology. *Basic and Applied Ecology* 15 (3): 194-206. <https://doi.org/10.1016/j.baae.2014.03.007>
- Pyšek P, Hulme P, Simberloff D, Bacher S, Blackburn T, Carlton J, Dawson W, Essl F, Foxcroft L, Genovesi P, Jeschke J, Kühn I, Liebhold A, Mandrak N, Meyerson L, Pauchard A, Pergl J, Roy H, Seebens H, Kleunen M, Vilà M, Wingfield M, Richardson D (2020) Scientists' warning on invasive alien species. *Biological Reviews* 95 (6): 1511-1534. <https://doi.org/10.1111/brv.12627>
- Rigal F, Cardoso P, Lobo JM, Triantis KA, Whittaker RJ, Amorim IR, Borges PAV (2018) Functional traits of indigenous and exotic ground-dwelling arthropods show contrasting responses to land-use change in an oceanic island, Terceira, Azores. *Diversity and Distributions* 24 (1): 36-47. <https://doi.org/10.1111/ddi.12655>

- Sallé A, Cours J, Le Souchu E, Lopez-Vaamonde C, Pincebourde S, Bouget C (2021) Climate change alters temperate forest canopies and indirectly reshapes arthropod communities. *Frontiers in Forests and Global Change* 4: e710854. <https://doi.org/10.3389/ffgc.2021.710854>
- Sax D, Gaines S (2008) Species invasions and extinction: The future of native biodiversity on islands. *Proceedings of the National Academy of Sciences* 105 (supplement_1): 11490-11497. <https://doi.org/10.1073/pnas.0802290105>
- Singh JS (2002) The biodiversity crisis: A multifaceted review. *Current Science* 82 (6): 639-647. URL: <http://repository.ias.ac.in/72925/1/72925.pdf>
- Soares AO, Borges I, Calado H, Borges PAV (2021) An updated checklist to the biodiversity data of ladybeetles (Coleoptera: Coccinellidae) of the Azores Archipelago (Portugal). *Biodiversity Data Journal* 9: e77464. <https://doi.org/10.3897/bdj.9.e77464>
- Triantis K, Borges PAV, Ladle RJ, Hortal J, Cardoso P, Gaspar C, Dinis F, Mendonça E, Silveira LMA, Gabriel R, Melo C, Santos AMC, Amorim IR, Ribeiro SP, Serrano ARM, Quartau JA, Whittaker RJ (2010) Extinction debt on oceanic islands. *Ecography* 33 (2): 285-294. <https://doi.org/10.1111/j.1600-0587.2010.06203.x>
- Tsafack N, Pozsgai G, Boieiro M, Ros-Prieto A, Nunes R, Ferreira MT, Borges PAV (In Press) Edge effects constraint endemic but not introduced arthropod species in a pristine forest on Terceira (Azores, Portugal). *Forest Ecology and Management* 528: 120646. <https://doi.org/10.1016/j.foreco.2022.120646>
- Tylianakis J, Didham R, Bascompte J, Wardle D (2008) Global change and species interactions in terrestrial ecosystems. *Ecology Letters* 11 (12): 1351-1363. <https://doi.org/10.1111/j.1461-0248.2008.01250.x>
- Weisser WW, Siemann E (2013) *Insects and ecosystem function*. Springer Science & Business Media
- Whittaker R, Fernández-Palacios JM (2007) *Island biogeography: ecology, evolution, and conservation*. 2nd ed. Oxford University Press, Oxford & New York.
- Wyckhuys KG, Sanchez Garcia F, Santos AC, Canal N, Furlong M, Melo M, Gc YD, Pozsgai G (2022) Island and mountain ecosystems as testbeds for biological control in the anthropocene. *Frontiers in Ecology and Evolution* 10: e912628. <https://doi.org/10.3389/fevo.2022.912628>
- Xie Z, Li X, Jiang D, Lin S, Yang B, Chen S (2019) Threshold of island anthropogenic disturbance based on ecological vulnerability Assessment -A case study of Zhujiajian Island. *Ocean & Coastal Management* 167: 127-136. <https://doi.org/10.1016/j.ocecoaman.2018.10.014>