



**HAL**  
open science

# Emotion induced by auditory roughness modulates multisensory integration in relation with the body

Marine Taffou, Clara Suied, Isabelle Viaud-Delmon

## ► To cite this version:

Marine Taffou, Clara Suied, Isabelle Viaud-Delmon. Emotion induced by auditory roughness modulates multisensory integration in relation with the body. 8th International Conference on Affective Computing & Intelligent Interaction, Sep 2019, Cambridge, United Kingdom. hal-04501668

**HAL Id: hal-04501668**

**<https://hal.science/hal-04501668>**

Submitted on 12 Mar 2024

**HAL** is a multi-disciplinary open access archive for the deposit and dissemination of scientific research documents, whether they are published or not. The documents may come from teaching and research institutions in France or abroad, or from public or private research centers.

L'archive ouverte pluridisciplinaire **HAL**, est destinée au dépôt et à la diffusion de documents scientifiques de niveau recherche, publiés ou non, émanant des établissements d'enseignement et de recherche français ou étrangers, des laboratoires publics ou privés.

## Introduction

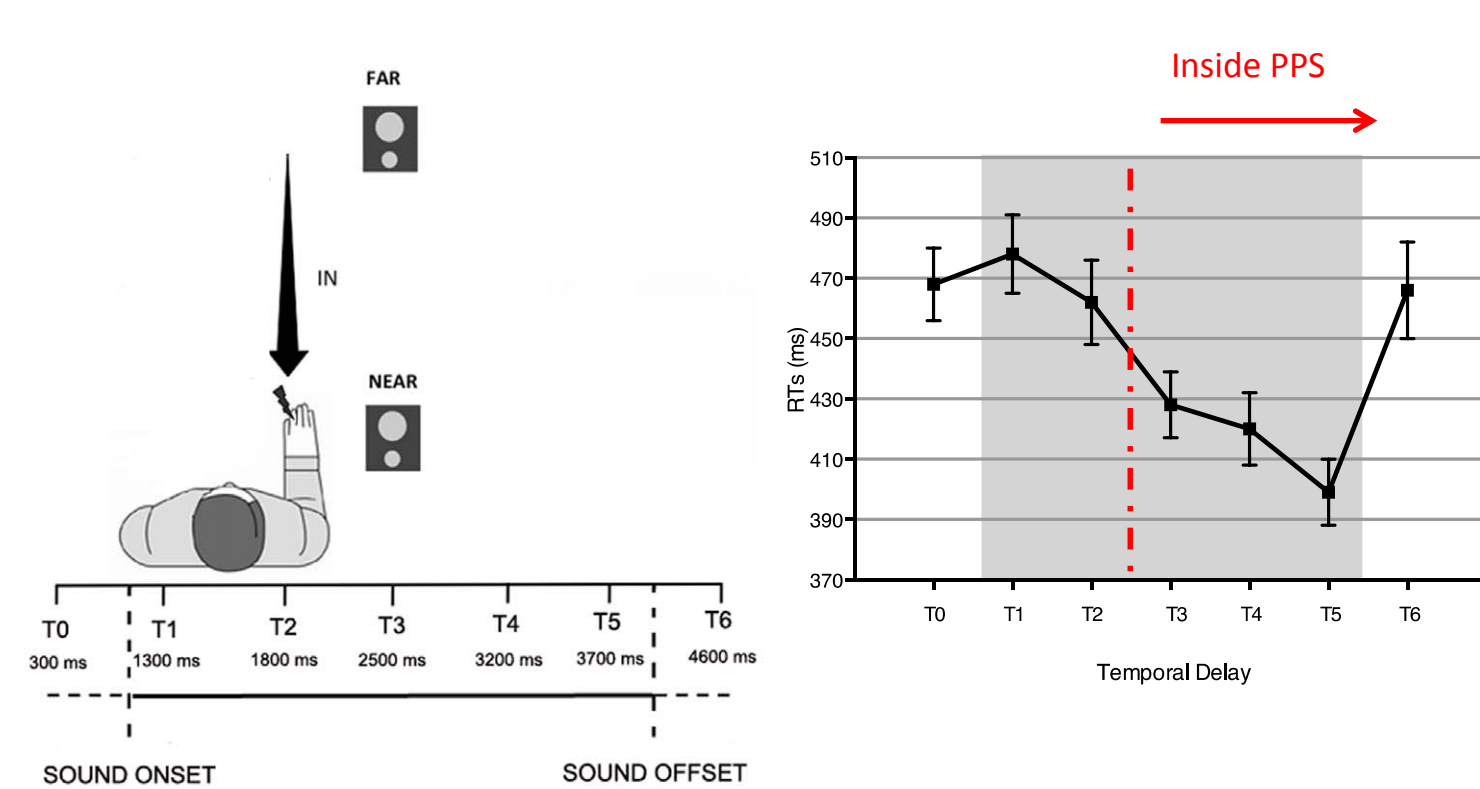
Peri-personal space (PPS) is defined as the space immediately surrounding our bodies [1], which is critical for our interactions with the external world. This space near the body, which is coded by a dedicated network of multisensory neurons, is thought to play a role in the protection of the body. PPS multisensory coding is known to be modulated by the presence of threatening elements in the environment [e.g. 2, 3, 4].

Recently, it has been evidenced that alarming sounds such as human screams comprise an acoustic attribute (amplitude modulation in the 30–150Hz range), which corresponds to the perception of roughness. Roughness seems to be linked to a more intense induction of fear, behavioral gains and a higher activation in cerebral areas involved in fear and danger processing [5]. Therefore, we hypothesized that if the presence of roughness confers to sounds an emotional quality, it should impact the integration of multisensory stimuli related to the coding of the space around the body. To test this hypothesis, we explored whether auditory-tactile integration could be modified by the auditory attribute of roughness.

## Methods

### Studying audio-tactile integration in relation with the body:

Canzoneri et al.'s method [6]



“Participants responded to a tactile stimulus administered to the hand at different delays from the onset of a task-irrelevant dynamic sound (pink noise) which gave the impression of a sound source approaching or receding from the subjects. The moving auditory stimulus sped up the processing of the tactile stimulus to the hand as long as it was perceived at a limited distance from the hand; that is within the boundaries of the PPS. Thus, the critical distance where sounds starts speeding up tactile reaction can be considered as a proxy of PPS boundaries.”

### Participants:

Thirty-eight healthy right-handed participants (19 women; age:  $M \pm SD = 24.5 \pm 4.2$ , range 18-37)

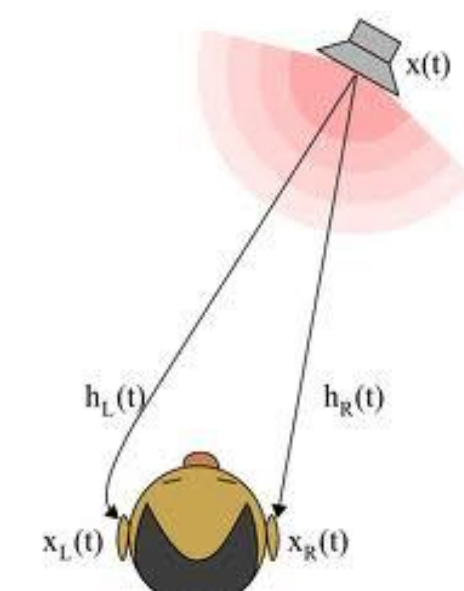
### Stimuli:

Tactile stimulus: vibratory stimulus, 20ms, 250Hz.

Auditory stimuli: continuous synthetic and meaningless sounds (duration 3000ms)

- **Non Rough** sound (harmonic sound,  $f_0=500\text{Hz}$ )
- **Rough** sound (the same harmonic sound amplitude-modulated at 70Hz)

⇒ Sound spatialization, looming stimuli (5m in 3000ms)



The auditory stimuli were processed through binaural rendering using non-individual Head Related Transfer Functions (HRTF) and were presented through Sennheiser HD650 headphones. With this procedure, the virtual sound source location can be manipulated.

### Setup & Protocol:

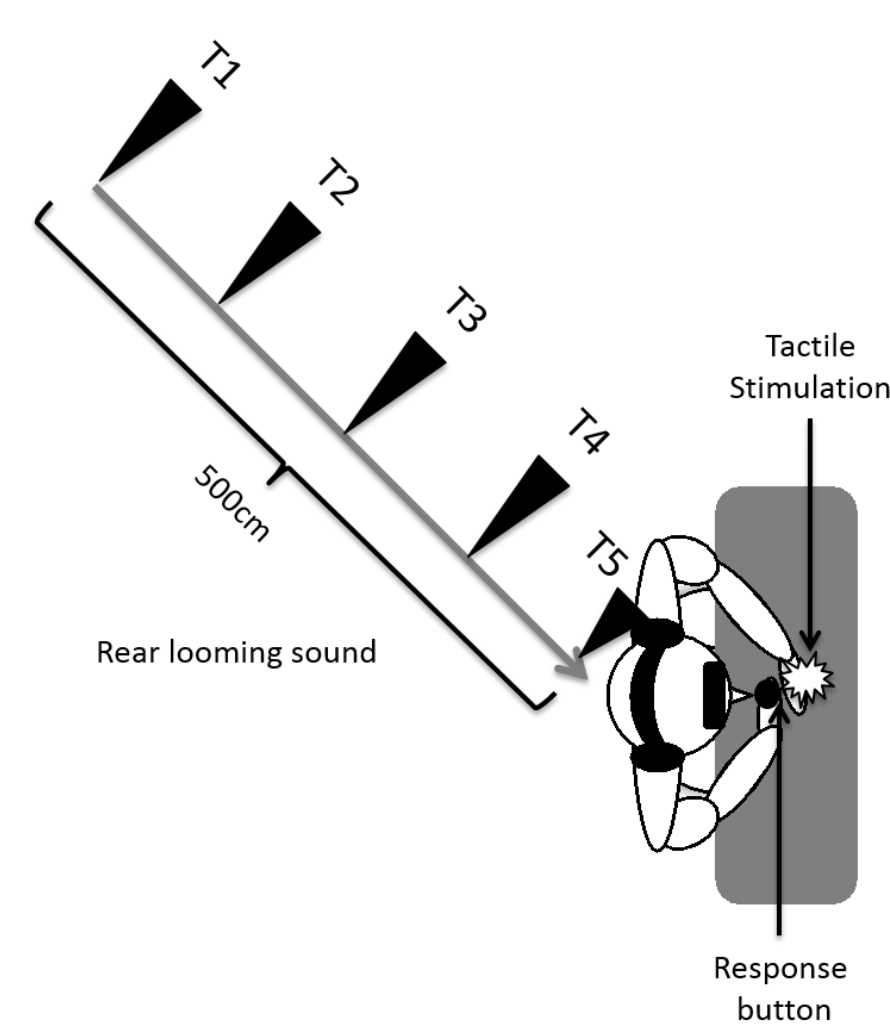
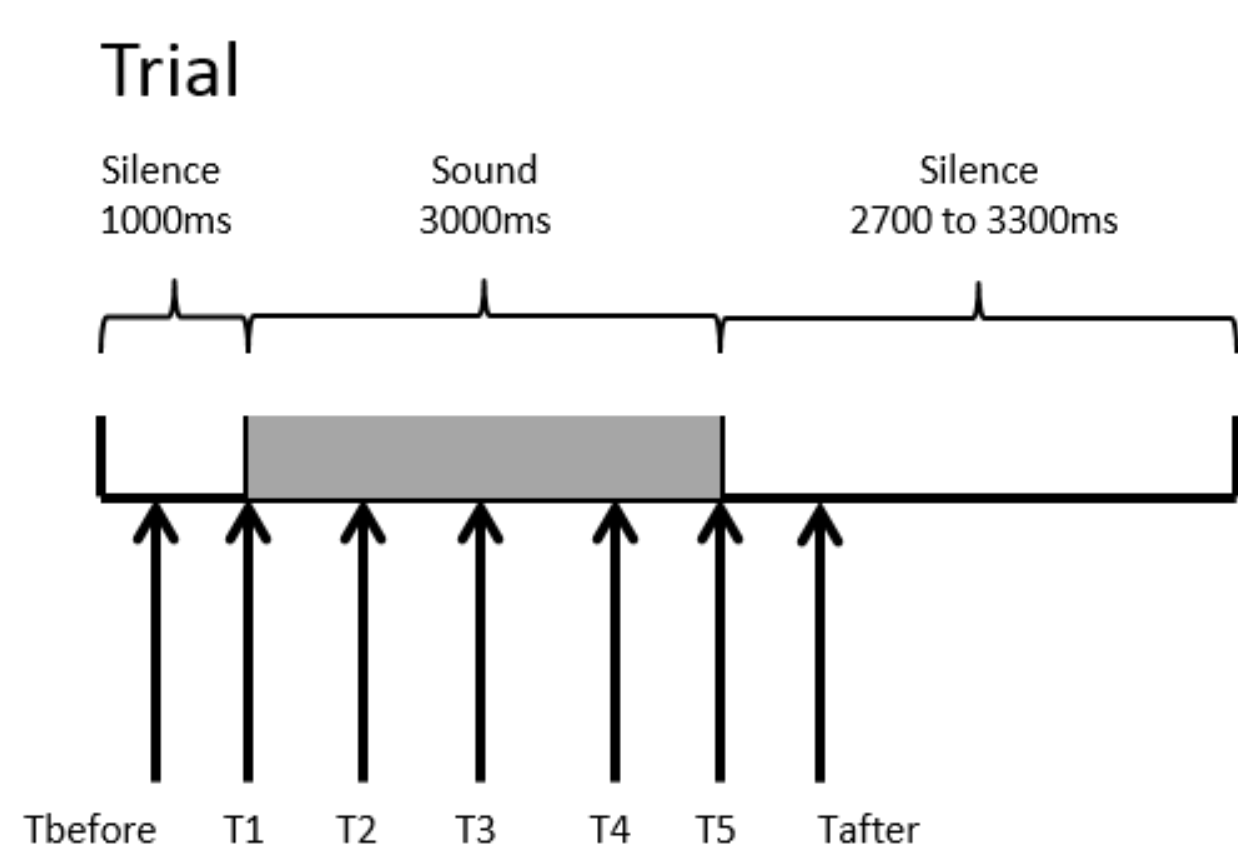
Task: Detect the tactile stimuli and ignore the irrelevant sound

14 Conditions, Factors:

- DELAY (7 levels: Tbefore, T1, T2, T3, T4, T5, Tafter)
- SOUND TYPE (2 levels: rough/ non-rough sound)

⇒ 20 target stimuli per condition. 280 trials with a tactile target, randomly intermingled with 40 catch trials (no tactile stimulus).

⇒ 10 blocks of 32 trials (4 minutes each).

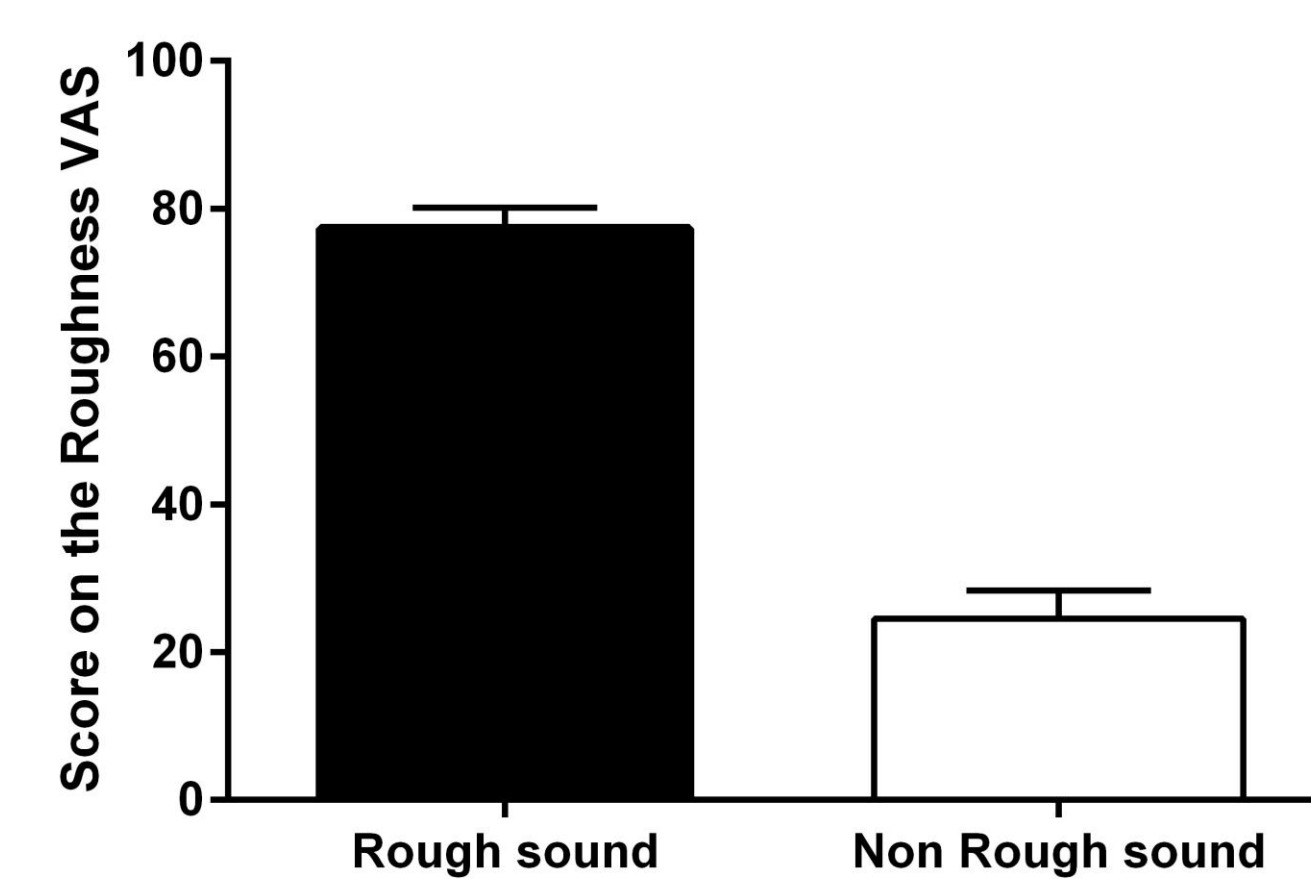


Tx: Delay between sound onset and tactile stimulation  
 Localization of the sound source when tactile stimulation occurs, for each Tx

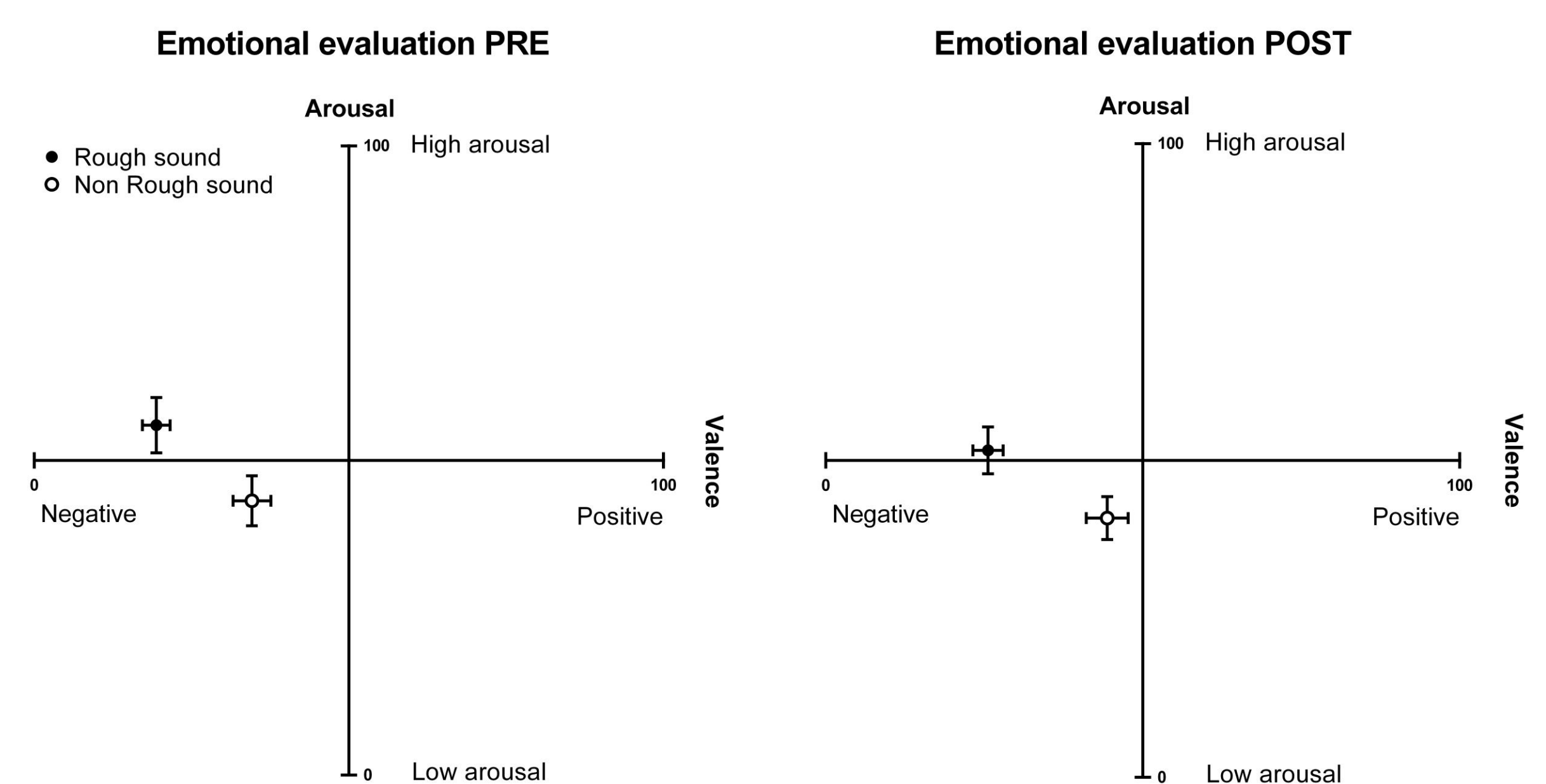
## Results

### Evaluation of auditory stimuli:

⇒ Roughness evaluation of the static auditory stimuli (VAS)



⇒ Emotional evaluation of the static auditory stimuli (VAS)



### Analysis of RTs:

Mean RTs to tactile target were calculated for each of the 14 conditions, for each subject.

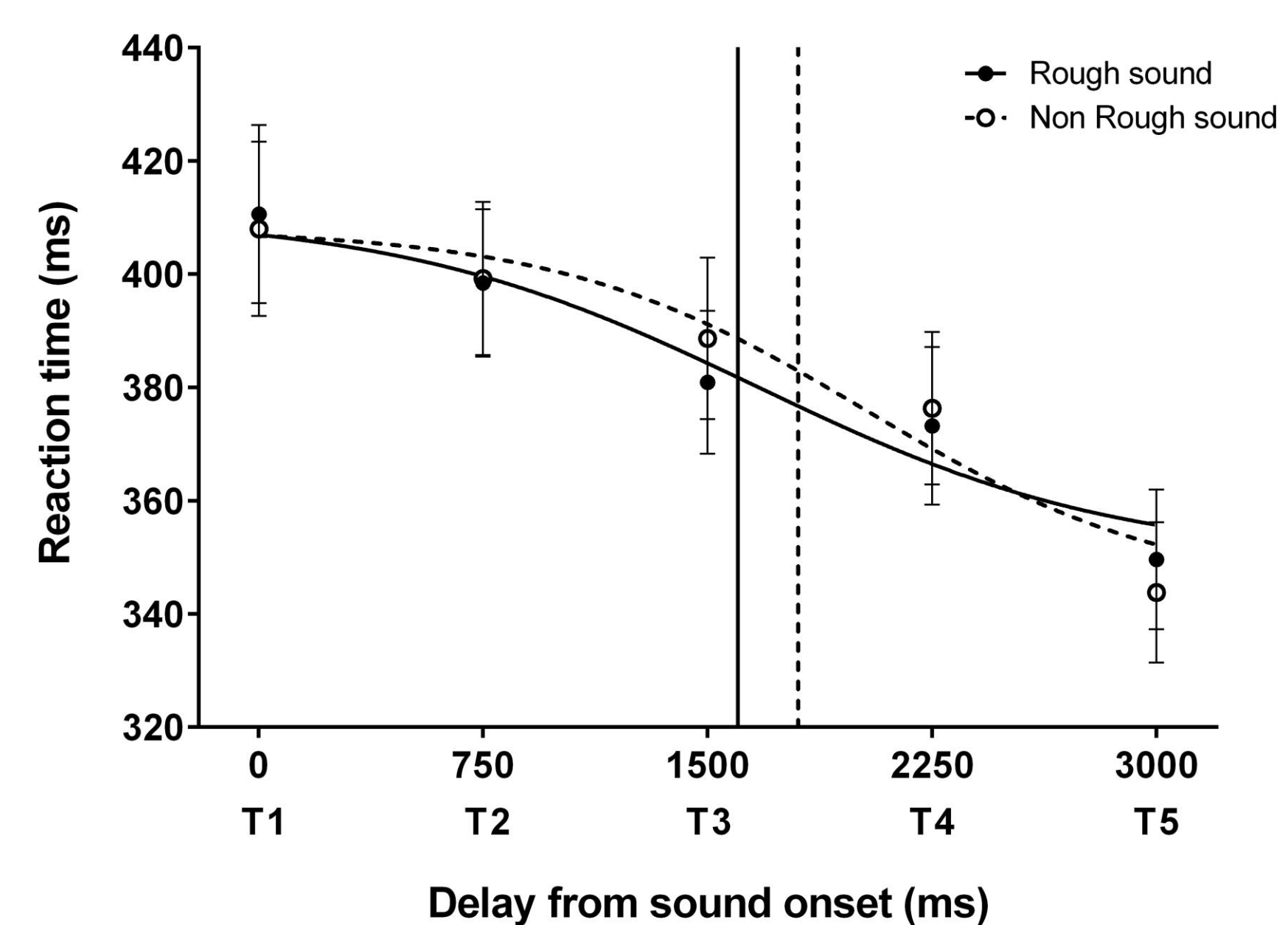
### ANOVA on RTs in the bimodal trials (N=38):

- within subject factor DELAY (5 levels: T1, T2, T3, T4, T5)
- within subject factor SOUND TYPE (2 levels: rough/ non-rough sound)

⇒ No main effect of SOUND TYPE ( $F_{(1, 37)} = 0.40$ ,  $p = 0.532$ )

⇒ Effect of DELAY ( $F_{(4, 148)} = 63.14$ ,  $p < 0.001$ )

⇒ Effect of the interaction DELAY\*SOUND TYPE ( $F_{(4, 148)} = 3.02$ ,  $p = 0.020$ )



### Sigmoid fitting of participants' RTs (N=35):

The inflexion point of participants' fitted sigmoid functions were lower in the rough compared to the non-rough sound condition [ $t(34) = -1.85$ ,  $p = 0.037$ , one-tailed, three participants were excluded due to bad fitting].

## Discussion/Conclusion

- ① The Rough sound is perceived as more negatively-valenced and more arousing than the Non Rough sound
- ② The Rough sound starts interacting with tactile processing at a farther distance from the body compared to the Non rough sound

⇒ Roughness impacts the multisensory integration in relation to the body

⇒ Roughness could be an auditory attribute efficiently conveying a signal of danger to the central nervous system

## References:

- [1] Rizzolatti, G., Fadiga, L., Fogassi, L., & Gallese, V. (1997). The space around us. *Science (New York, N.Y.)*, 277(5323), 190–1.
- [2] de Haan, A. M., Smit, M., Van der Stigchel, S., & Dijkerman, H. C. (2016). Approaching threat modulates visuo-tactile interactions in peripersonal space. *Experimental Brain Research*, 234(7), 1875–1884. <https://doi.org/10.1007/s00221-016-4571-2>
- [3] Ferri, F., Tajadura-Jiménez, A., Vilijunaitis, A., Vastano, R., & Costantini, M. (2015). Emotion-inducing approaching sounds shape the boundaries of multisensory peripersonal space. *Neuropsychologia*, 78(April), 468–75. <https://doi.org/10.1016/j.neuropsychologia.2015.03.001>
- [4] Taffou, M., & Viaud-Delmon, I. (2014). Cynophobic fear adaptively extends peri-personal space. *Frontiers in Psychiatry*, 5(September), 3–9. <https://doi.org/10.3389/fpsyg.2014.00122>
- [5] Arnal, L. H., Flüsler, A., Kleinenschmidt, A., Girard, A. L., & Poeppel, D. (2015). Human Screams Occupy a Privileged Niche in the Communication Soundscape. *Current Biology*, 25(15), 2051–2056. <https://doi.org/10.1016/j.cub.2015.06.043>
- [6] Canzoneri, E., Magosso, E., & Serino, A. (2012). Dynamic sounds capture the boundaries of peripersonal space representation in humans. *PLoS one*, 7(9), e44306. <https://doi.org/10.1371/journal.pone.0044306>

## Affiliations:

- <sup>a</sup>Institut de Recherche Biomédicale des Armées, 1 place du général Valérie André, 91220 Brétigny-sur-Orge, France
- <sup>b</sup>CNRS, Ircam, Sorbonne Université, Ministère de la Culture, Sciences et Technologies de la Musique et du Son, STMS, 75004 Paris, France