



**HAL**  
open science

# Thermal analysis of the decomposition of a LOVA gun propellant based on RDX and Nitrocellulose

Samuel Delbarre, Léo Courty, Mame William-Louis

## ► To cite this version:

Samuel Delbarre, Léo Courty, Mame William-Louis. Thermal analysis of the decomposition of a LOVA gun propellant based on RDX and Nitrocellulose. 29th International Colloquium on the Dynamics of Explosions and Reactive Systems ICDERS, 2023, Siheung, South Korea. hal-04501346

**HAL Id: hal-04501346**

**<https://hal.science/hal-04501346>**

Submitted on 12 Mar 2024

**HAL** is a multi-disciplinary open access archive for the deposit and dissemination of scientific research documents, whether they are published or not. The documents may come from teaching and research institutions in France or abroad, or from public or private research centers.

L'archive ouverte pluridisciplinaire **HAL**, est destinée au dépôt et à la diffusion de documents scientifiques de niveau recherche, publiés ou non, émanant des établissements d'enseignement et de recherche français ou étrangers, des laboratoires publics ou privés.

# Thermal analysis of the decomposition of a LOVA gun propellant based on RDX and Nitrocellulose

S. Delbarre, L. Courty, M. William-Louis  
University of Orleans, INSA-CVL, PRISME EA 4229  
Bourges, France

## 1 Introduction

Ignition and combustion phenomena of solid propellants involve several complex processes that have to be studied to improve their understanding. Among them, thermal decomposition is of great importance since it produces the reactants of the first exothermic reactions. For this reason, it has been extensively studied, in particular for RDX monopropellants.

Decomposition can occur in different states: solid, liquid or gas. Regarding decomposition of RDX in the solid state, it is neglected due to its low melting temperature causing short residence times [1,2]. In the liquid state, decomposition of RDX occurs in the so called foam layer composed of both liquid and gas bubbles. This zone is experimentally difficult to study due to its thinness (some microns at atmospheric pressure), heterogeneity and steeper gradients, and therefore, global approaches are usually adopted to deal with the decomposition [2]. More recently, Khichar has succeeded in developing a detailed mechanism in condensed phase considering five different pathways and has used it in a 1D steady-state combustion modelling [3]. Finally, decomposition of RDX is especially well addressed in the gas phase, with several detailed combustion mechanisms, like the one of Yetter and Chakraborty [2].

RDX composite propellants have also been addressed, such as RDX/GAP, RDX/TAGzT or RDX/GAP/BTTN [2,4,5]. BTTN and RDX decomposition is assumed in both gas phase and condensed phase whereas GAP decomposition is only considered for the condensed phase. In this case, distinct mechanisms exist for each ingredient and are assembled to form a unique mechanism [4]. Therefore, decomposition of composite propellants requires the knowledge of a mechanism for each ingredient. However, it is not possible for some common composite propellants like RDX/nitrocellulose. Indeed, decomposition of nitrocellulose is poorly understood and no kinetics scheme exists.

This work focuses on the study of the thermal decomposition of a LOVA gun propellant based on RDX and nitrocellulose. The pyrolysis products of these materials have previously been investigated under fast heating rates conditions. Laser ignition experiments have also been performed on these materials in a pressurized closed reactor [6]. Here, a kinetic analysis method is proposed to obtain global kinetic parameters based on TGA experiments. Results of the modelling are presented in section 3.

## 2 Experimental Details

### Material

Material of interest is a white cylindrical LOVA gun propellant with a central perforation of 0.5 mm diameter. The average mass, diameter and length are respectively 40 mg, 3 mm and 5 mm. It is mainly composed of RDX (85 wt%) and nitrocellulose (15 wt%). These pellets were produced at the French-German Institute of Saint Louis and used as received. They only suffered heating at 50 °C during 24 h before tests.

### Characterization

The decomposition of the propellant is studied by thermal analysis thanks to a Setaram Setsys 16/18 TGA instrument. Samples of  $2.13 \pm 0.11$  mg are placed in an alumina open pan and are heated under an argon dynamic flow of  $30 \text{ mL}\cdot\text{min}^{-1}$  from 30 to 300 °C. In accordance with ICTAC recommendations [7,8] five different non isothermal heating rates  $\beta$  were chosen so as to avoid thermal runaway: 0.3, 0.5, 0.8, 1.0 and 1.2 K/min.

### Kinetic analysis method

In order to study the thermal decomposition of our materials, a kinetic analysis method has been developed and is presented below.

The kinetics of thermal decomposition in condensed phase is commonly defined by the equation of rate [7,8,9]:

$$\frac{d\alpha}{dt} = k(T)f(\alpha) = A \exp\left(-\frac{E}{RT}\right) f(\alpha) \quad (1)$$

with  $\alpha$  the extent of conversion reactive/product,  $t$  the time,  $T$  the temperature,  $k(T)$  the rate constant of Arrhenius,  $A$  the pre-exponential factor,  $E$  the activation energy,  $R$  the ideal gas constant and  $f(\alpha)$  the reaction model.  $A$ ,  $E$  and  $f(\alpha)$  is often called the kinetic triplet and is sufficient to entirely describe the kinetics of decomposition.

In our case, TGA instrument follows the mass loss of the sample:

$$\alpha = \frac{m_0 - m(t)}{m_0 - m_{final}} \quad (2)$$

with  $m_0$  the initial mass of the sample and  $m_{final}$  the final mass.

Actually, the rate equation is only valid for a single-step kinetics. If it is not the case, each step  $k$  is characterized by its own extent of conversion and kinetic triplet [7,8]:

$$\frac{d\alpha_k}{dt} = A_k \exp\left(-\frac{E_k}{RT}\right) f_k(\alpha_k) \quad (3)$$

They are linked to the total extent of conversion  $\alpha_{tot}$  by their weight  $w_k$ :

$$\alpha_{tot} = \sum_{k=1}^{N_{steps}} w_k \alpha_k \quad \frac{d\alpha_{tot}}{dt} = \sum_{k=1}^{N_{steps}} w_k \frac{d\alpha_k}{dt} \quad (4)$$

In this paper we assume a truncated form of Sestak-Berggren equation for  $f_k(\alpha_k)$  as it enables to represent several common models (Diffusion, Avrami-Erofeev) by adjusting its parameters  $z_k$ ,  $m_k$  and  $n_k$  [9]:

$$f_k(\alpha_k) = z_k \alpha_k^{m_k} (1 - \alpha_k)^{n_k} \quad (5)$$

Finally, for each step, 6 unknowns have to be determined:  $w_k$ ,  $A_k$ ,  $E_k$ ,  $z_k$ ,  $m_k$  and  $n_k$ . It is achieved thanks to an iterative method of optimization (non-linear model-fitting) whose objective function is:

$$RSS = \sum_{i=1}^{N_{exp}} (\alpha_{exp,tot}^i - \alpha_{calc,tot}^i)^2 \quad (6)$$

where  $\alpha_{exp,tot}^i$  is the total extent of conversion obtained experimentally by TGA for each experience  $i$ .  $\alpha_{calc,tot}^i$  is the total conversion of the  $i^{th}$  experience obtained by integration of equations (3) and calculated with equation (4).

The application of this optimization process requires the use of initial guesses for the unknowns. The visual inspection of the first derivative of the mass loss can help to identify the minimum number of steps to include in the analysis: each peak or shoulder can indicate the presence of an important process to take into account.

The isoconversional method of Friedman (7) is then applied after a pre-processing of the raw data of mass loss [10]. Isoconversional methods enable to obtain the variation of  $E_\alpha$  with  $\alpha$  which is a key clue to identify if a process can be treated as a single-step one or not: its variation must not exceed  $\pm 10\%$  of its mean value on  $\alpha = [0.1, 0.9]$ . Therefore, Friedman method enables to select the number of steps and to estimate their weights  $w_k$  along their activation energies  $E_k$  [8].

$$\ln\left(\frac{d\alpha}{dt}\right)_{\alpha,i} = \ln[f(\alpha)A_\alpha] - \frac{E_\alpha}{RT_{\alpha,i}} \quad (7)$$

To obtain initial guesses for the pre-exponential factors  $A_k$ , we make use of compensation effect. For given conditions (atmosphere, heating rate), the introduction of different reaction models  $f_j(\alpha)$  in (1) will provide very different couples  $(A_j, E_j)$  by fitting to experimental data. However, those couples will demonstrate a strong correlation known as the compensation effect [7]:

$$\ln(A_j) = aE_j + b \quad (8)$$

where  $j$  refers to the  $j^{th}$  reaction model assumed and  $(a,b)$  to the parameters of the correlation obtained for a heating rate  $\beta_i$ . Thus, the substitution of Friedman activation energies  $E_\alpha$  into (8) can provide  $A_\alpha$  vs  $\alpha$  as initial guesses for  $A_k$ .

Finally, model parameters  $z_k$ ,  $m_k$  and  $n_k$  are initialized at 1.

The optimization process is built upon different levels with the main being the one of the weights  $w_k$ . For each set of values  $w_k$  tested by the algorithm, all the other unknowns are optimized by kinetic step  $k$ .

### 3 Results and discussion

The nondimensional mass losses obtained under argon and their first derivatives are presented Figures 1 and 2. The mean extent of decomposition is  $0.941 \pm 0.017$ , the presence of a solid residue can be due to the nitrocellulose as already noticed by several authors [11,12]. The inspection of derivatives exhibits the presence of a peak and a shoulder, which is more significant as heating rate increases: a minimum of two steps is required for our model. Higher heating rates reveal a flattened peak which indicates a possible third important process.

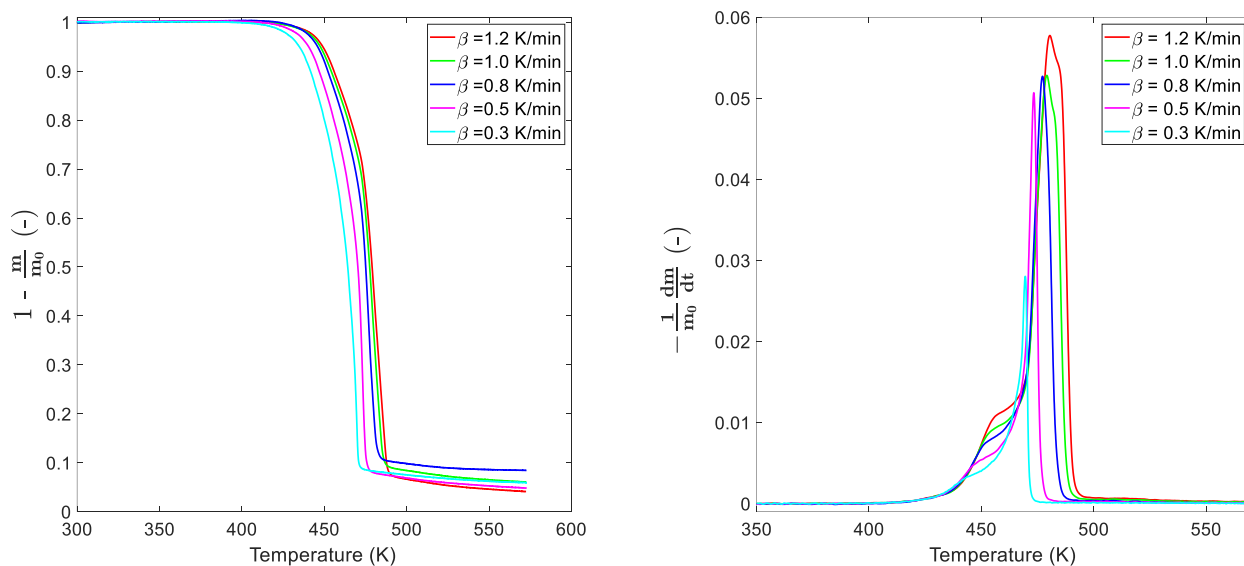


Figure 1: Nondimensional mass loss under argon and Figure 2: Nondimensional mass loss derivative under argon

The application of the Friedman method provides the activation energy profile presented Figure 3. Between 10 and 90 % of conversion, three zones of stability are separated by zones of great variations. Therefore, three steps are considered for the analysis with initial weights of 0.3, 0.4 and 0.3 which correspond to conversions between two stable zones. The optimized parameters obtained for each step are presented in Table 1.

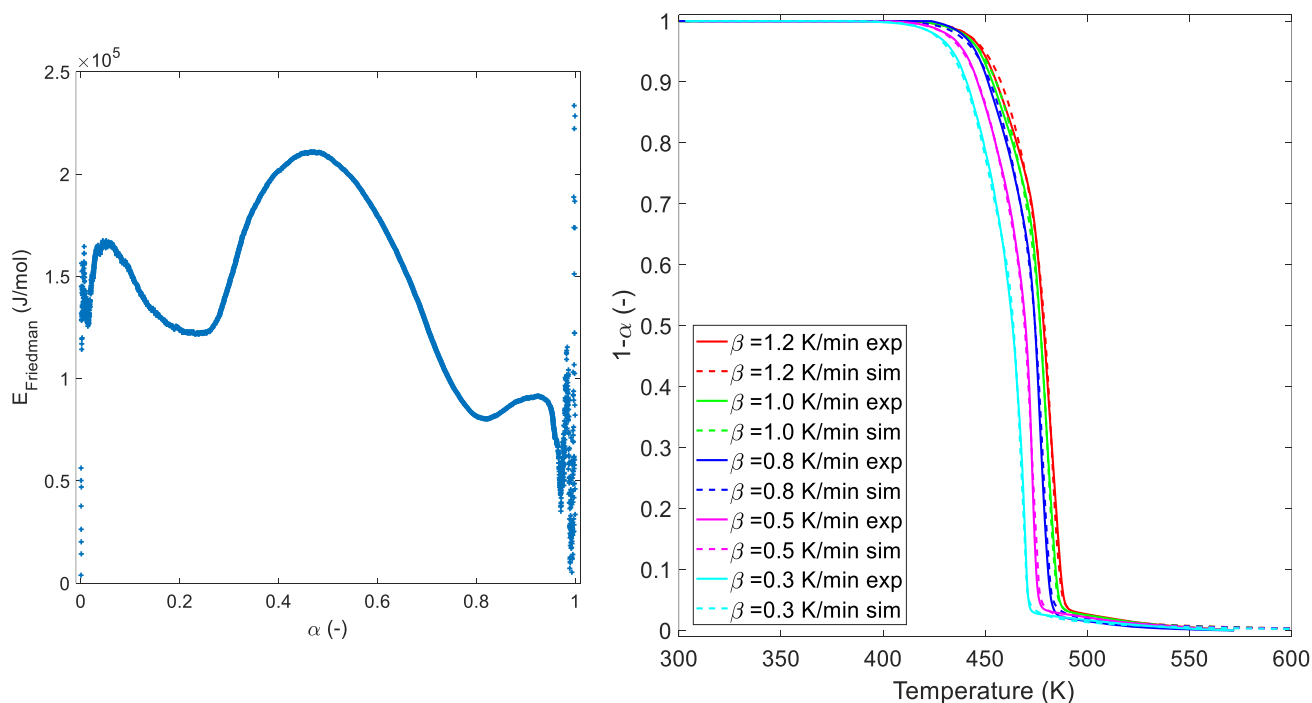


Figure 3: Isoconversional activation energy of Friedman under argon and Figure 4: Experimental and simulated extents of conversion under argon

Table 1: Optimized parameters for the thermal decomposition under argon

	$w_l$	$A_l$ (s <sup>-1</sup> )	$E_l$ (J/mol)	$z_l$	$m_l$	$n_l$
Step 1	0.3344	$3.3738 \cdot 10^{12}$	124480	0.0375	0.1987	0.5961
Step 2	0.5628	$1.3069 \cdot 10^{16}$	161300	0.1243	0.6943	0.5358
Step 3	0.1028	$2.7678 \cdot 10^{14}$	148440	3.4025	1.0831	4.7657

The comparison between simulated and experimental mass losses is available Figure 4. The reproduction of experimental curves is rather satisfactory even if some differences are noticeable. The relative error is presented Figure 5. Three zones of important errors are observable. The first one is close to the maximum peak derivation. Since the derivative is very important, a slight shift of abscissa causes a high shift of ordinate. The second zone which starts around 500 K corresponds to the difficulty of the model to reproduce the conversion curves feet. Finally, the exuberant error observed after the second zone is due to the difficulty of the model to converge to an extent of conversion of 1. Indeed, after 0.99 the variations of the model are almost non-existent whereas the experimental conversions reach values very close to 1 (0.99999). Except these three zones, the relative error is less than 5 % which corresponds to 60-70 % of the decomposition. A fourth step could help the model to reduce these differences.

Finally, it would be difficult to provide a more detailed model and associate particular reactions only using TGA experiments. Nevertheless, similarities can be observed between steps and initial mass fractions of propellant ingredients: the fraction of step 3 ( $0.1028 \cdot 0.941$ ) added to the fraction of residue (0.059) gives a fraction very close to the initial nitrocellulose part (0.15).

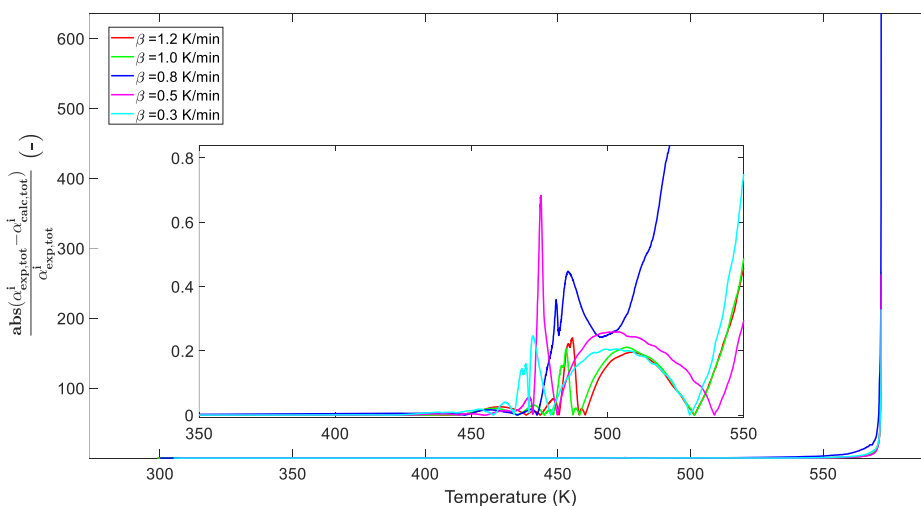


Figure 5: Relative error between calculated and experimental conversions

## 4 Conclusion

This paper has focused on the thermal decomposition of a LOVA gun propellant composed of RDX and nitrocellulose. Decomposition has been studied thanks to TGA at low heating rates and under argon. For that, a kinetic analysis method, based on ICTAC recommendations, has been developed. This

method employed TGA results to obtain global kinetic parameters. Its application to our materials has enabled to reproduce satisfactorily mass loss profiles by modelling the process with three kinetic steps.

This work is part of a wider project aiming to numerically model ignition and combustion phenomena of LOVA gun propellants. Kinetic parameters obtained here will be used to model decomposition. This modelling will be then compared to experimental results obtained in our own experimental set-up.

## Acknowledgements

This work was funded by the project Chaire Industrielle ACXEME (ANR-19-CHIN-0004) supported by the Agence Nationale de la Recherche, in France.

## References

- [1] Liao YC, Kim ES, Yang V. (2001). A comprehensive analysis of laser-induced ignition of RDX monopropellant. *Combust Flame*. 126: 1680.
- [2] Beckstead WB, Puduppakkam K, Thakre P, Yang V. (2007). Modeling of combustion and ignition of solid-propellant ingredients. *Prog. Energy Combust Sci*. 33: 497.
- [3] Khichar M. (2021). Thermal decomposition and combustion modeling of RDX monopropellant and RDX-TAGzT pseudo-propellant. The Pennsylvania State University. PhD dissertation.
- [4] Yoon JK, Thakre P, Yang V. (2006). Modeling of RDX/GAP/BTTN pseudo-propellant combustion. *Combust. Flame*. 145: 300.
- [5] Kumbhakarna N, Thynell ST, Chowdhury A, Lin P. (2011). Analysis of RDX-TAGzT pseudo-propellant combustion with detailed chemical kinetics. *Combust*. 15: 933.
- [6] Ehrhardt J, Courty L, Gillard P, Baschung B. (2020). Experimental Study of Pyrolysis and Laser Ignition of Low-Vulnerability Propellants Based on RDX. *Molecules*. 25.
- [7] Vyazovkin S, Burnham AK, Criado JM, Pérez-Maqueda LA, Popescu C, Sbirrazzuoli N. (2011). ICTAC Kinetics Committee recommendations for performing kinetic computations on thermal analysis data. *Thermochim. Acta*. 520: 1.
- [8] Vyazovkyn S, Burnham AK, Favergeon L, Koga N, Moukhina E, Pérez-Maqueda LA, Sbirrazzuoli N. (2020). ICTAC Kinetics Committee recommendations for analysis of multi-step kinetics. *Thermochim. Acta*. 689
- [9] Pérez-Maqueda LA, Criado JM, Sánchez-Jiménez PE. (2006). Combined kinetic analysis of solid-state reactions: A powerful tool for the simultaneous determination of kinetic parameters and the kinetic model without previous assumptions on the reaction mechanism. *J. Phys. Chem. A*. 110:12456.
- [10] Friedman HL. (1964). Kinetics of Thermal Degradation of Char-Forming Plastics from Thermogravimetry. Application to a Phenolic Plastic. *J. Polym. Sci*. 6: 183.
- [11] Isler J. (1984). Auto-inflammation de la nitrocellulose, *Propellants Explos. Pyrotech*. 9 :130.
- [12] Makashir PS, Mahajan RK, Agrawal JP. (1995). Studies on kinetics and mechanism of initial thermal decomposition of nitrocellulose. Isothermal and non-isothermal techniques. *J. Therm. Anal. Cal*. 45: 501.