



CENTRE  
INTERNATIONAL  
DE RECHERCHE  
SUR L'ENVIRONNEMENT  
ET LE DÉVELOPPEMENT



# **PDP8: Genesis and exegeesis and four questions to modelers**

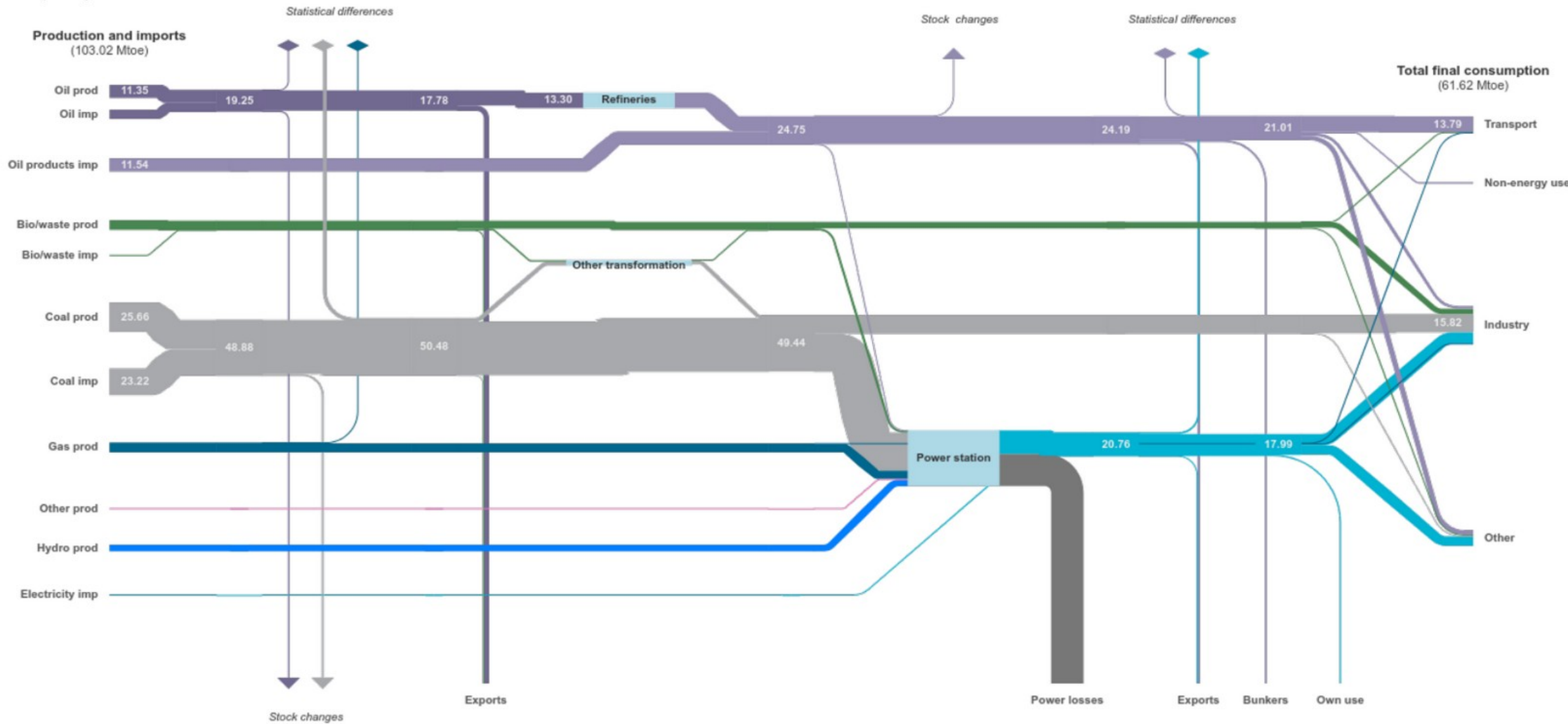
Minh Ha-Duong, DR CNRS

June 24, 2022

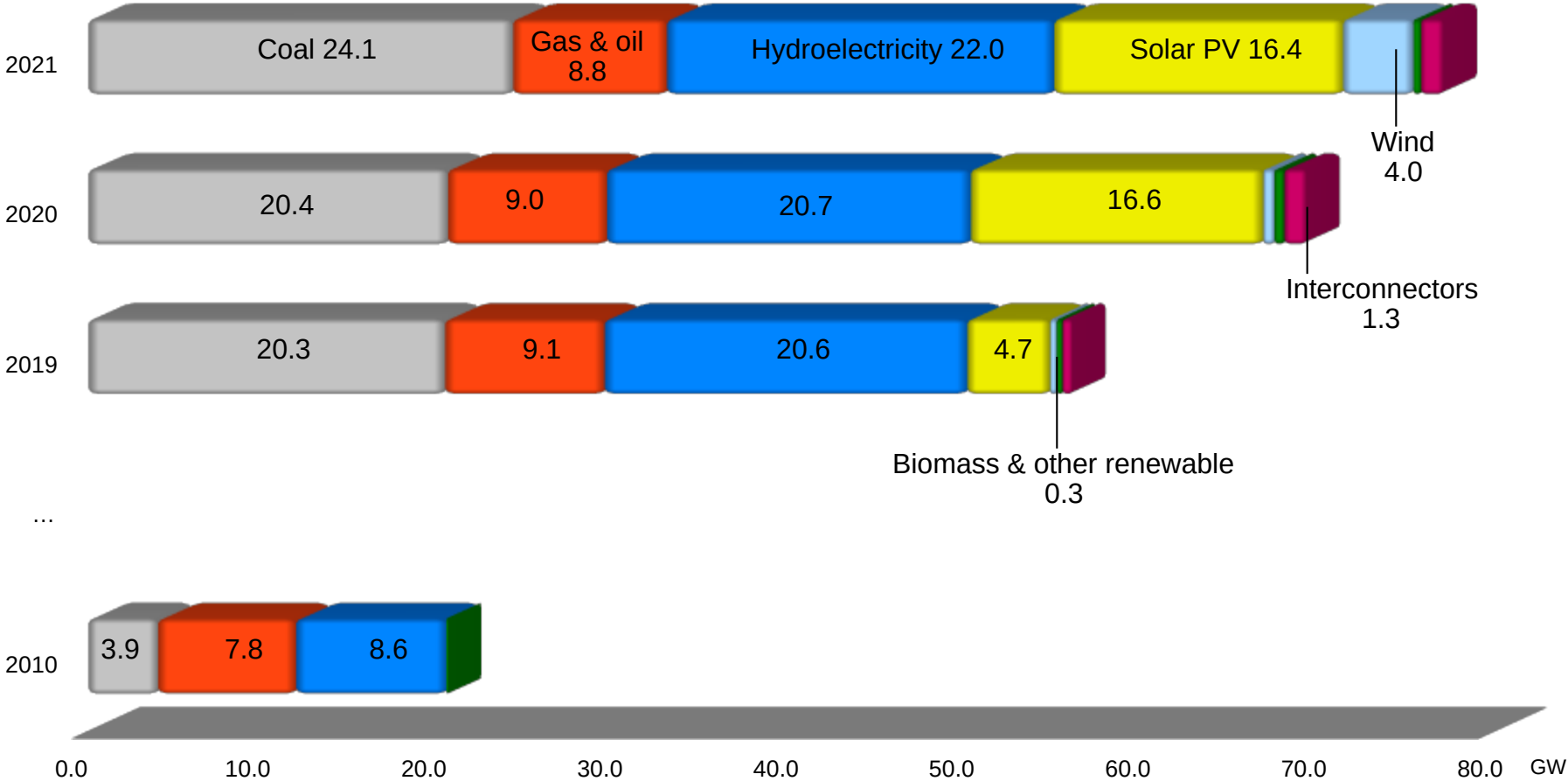
# Viet Nam

## BALANCE (2019)

Millions of tonnes of oil equivalent ▾



# Installed generation capacity in Vietnam (GW) in 2010, 2019, 2020 and 2021



**Vinh Tan 3 in red**

**PV farms in blue**



Nhà máy điện mặt trời Vinh Tân 2

BẮC NINH

Nhà máy nhiệt điện Vinh Tân

VINH SON

Điện mặt trời Vinh Hào 6

Nhà máy điện mặt trời Vinh Hào 4

Nhà máy điện mặt trời Tuy Phong

Nhà máy điện mặt trời Vinh Hào

3D

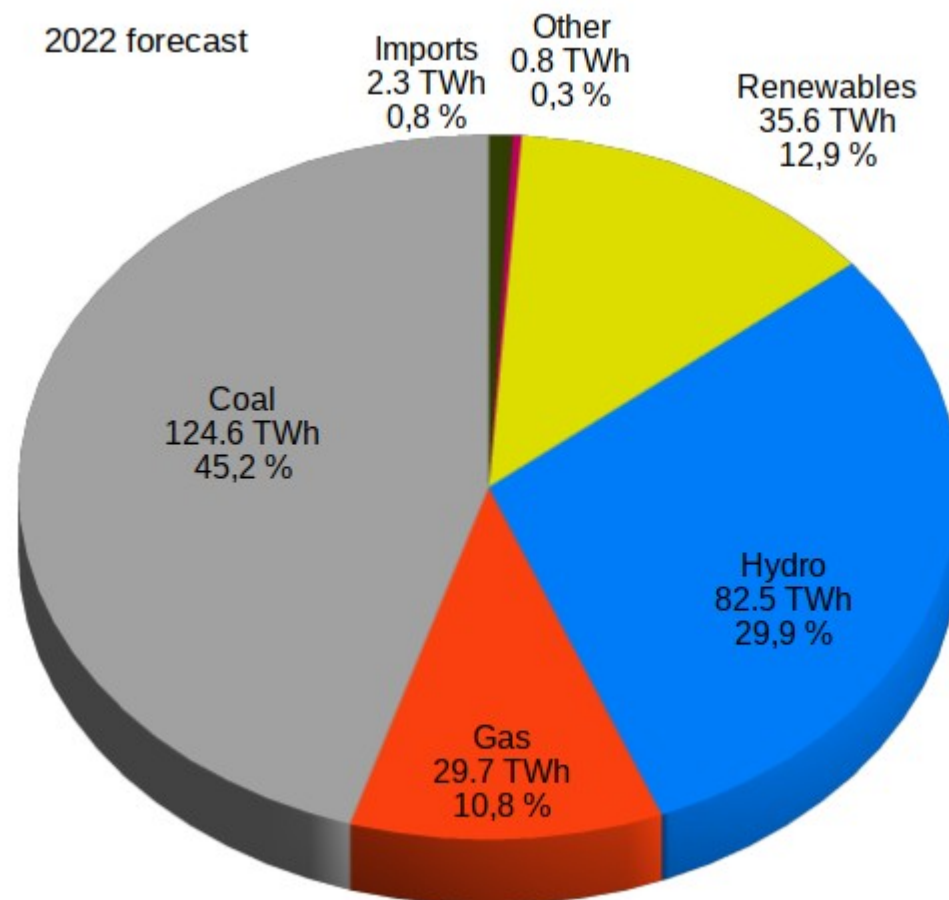
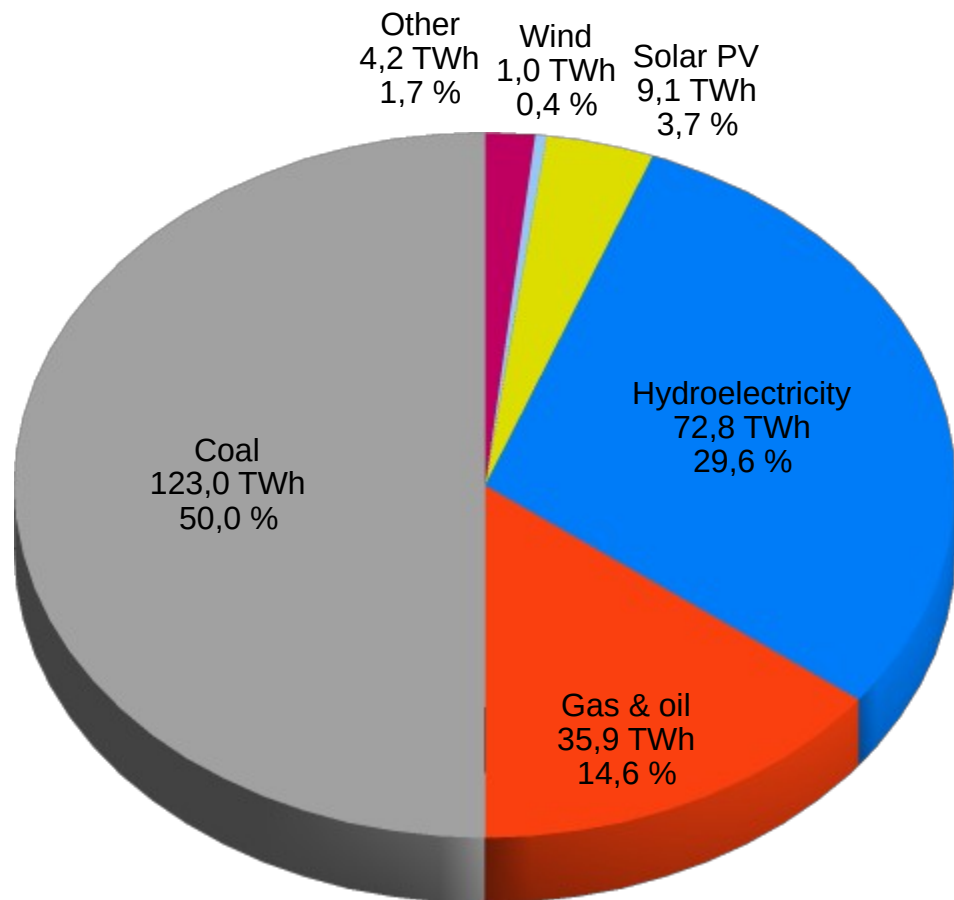
- +

↑



# Electricity production by primary energy source

## 2020 vs. 2022 forecast



# **Power development plan: rationalist policymaking**

- a) The overview on socio-economic development situation
- b) The forecast of electricity demand
- c) Assessment on sources of primary energy, fuel prices forecast
- d) Detailed development programs of electricity Sources, Power grid, Interconnects
- đ) Synthesis of investment capital
- e) The environmental protection and natural disaster fighting and prevention
- g) Anticipation on land need for electricity works
- h) The mechanisms, policies, solutions ensure implementation of the programs.

(Vietnam 2012 Electricity Law art 8a )

# Modeling stacks

- VEO 2021 uses two modelling frameworks: **TIMES** model (all sectors of the energy system) + **Balmorel** model, (power system in higher level of detail)
- Institute of Energy 'flexible generation' 2020 analysis was carried out using **BALMOREL** to calculate the future capacity expansion, **PLEXOS** for power market modelling and as a simulation, and **PDPAT** for dispatching, power balance, and LOLE index by region.

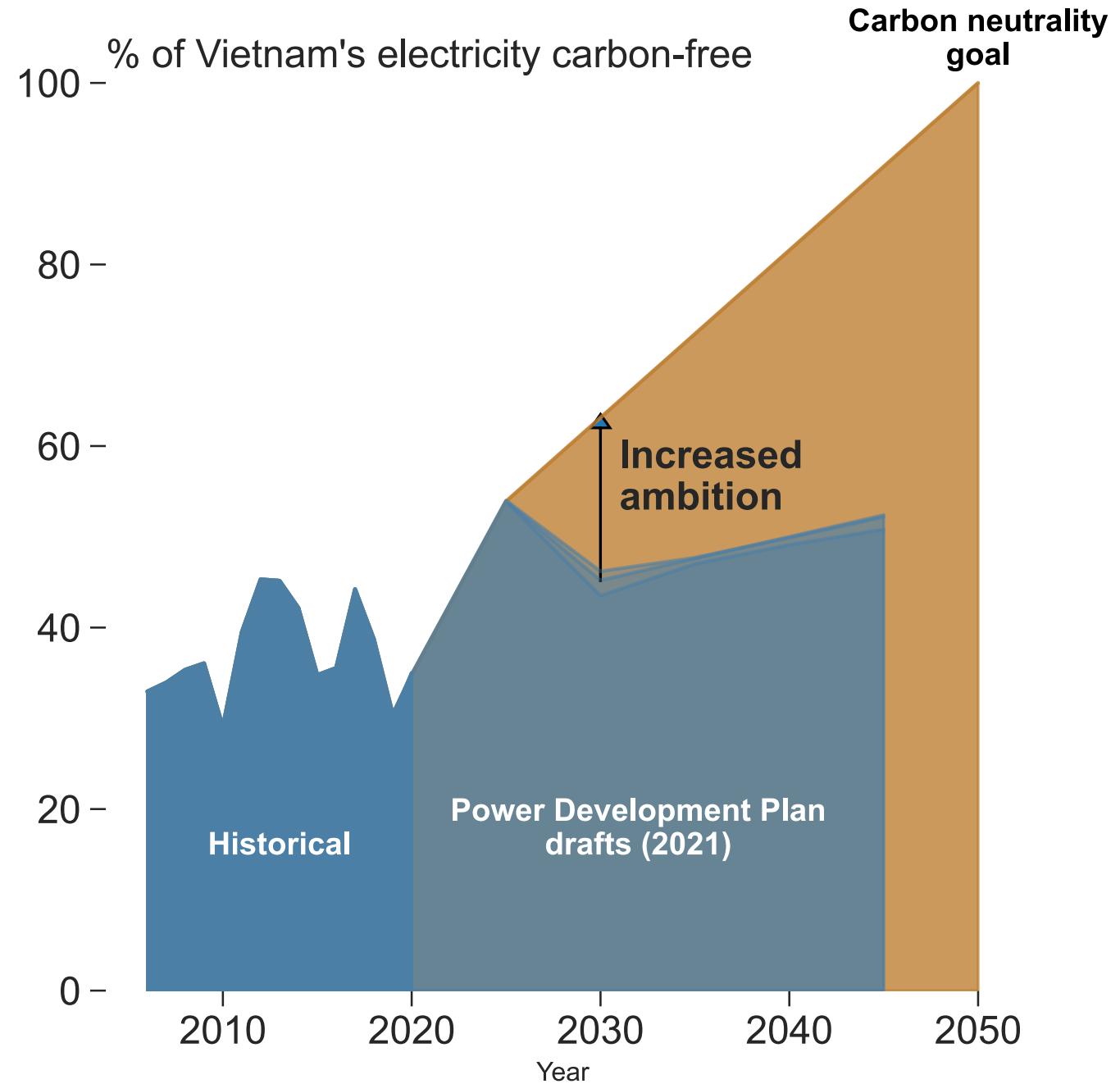
# Power Development Plan 8: March 2021 draft

Base case of PDP8 chapter 1, chapter 6 p. 239, chapter 9 pp. 352, 354.

	2020	2025	2030
Electricity used (TWh)	216,8	335	491
CO2 emissions (Mt)	118	186	246
PM2,5 emissions (kt)	9,45	21,312	31,707
Total installed capacity (GW)	69,3	102,1	137,7



# Need for increased ambition post COP26



# Draft PDP8 Revision was marginal

	2020	2030 (March 2021)	2030 (April 2022)
Domestic coal	14,3	16,9	13,7
Imported coal	6,1	20,4	23,8
Domestic gas	7,1	10,6	5,8 – 14,9
Imported LNG	0	18,1	<b>23,9</b>
Oil	1,9	0,3	n/a
Hydroelectricity	20,7	26,0	28,9
Solar PV	16,6	<b>18,6</b>	16,5
Onshore and nearshore	0,6	16,0	15,6
Offshore	0	2,0	<b>7,0</b>
Biomass & other renewable	0,6	3,1	1,2
Interconnectors	1,3	5,7	5,7
Storage, incl. pumped hydro and batteries	0	1,2	2,45

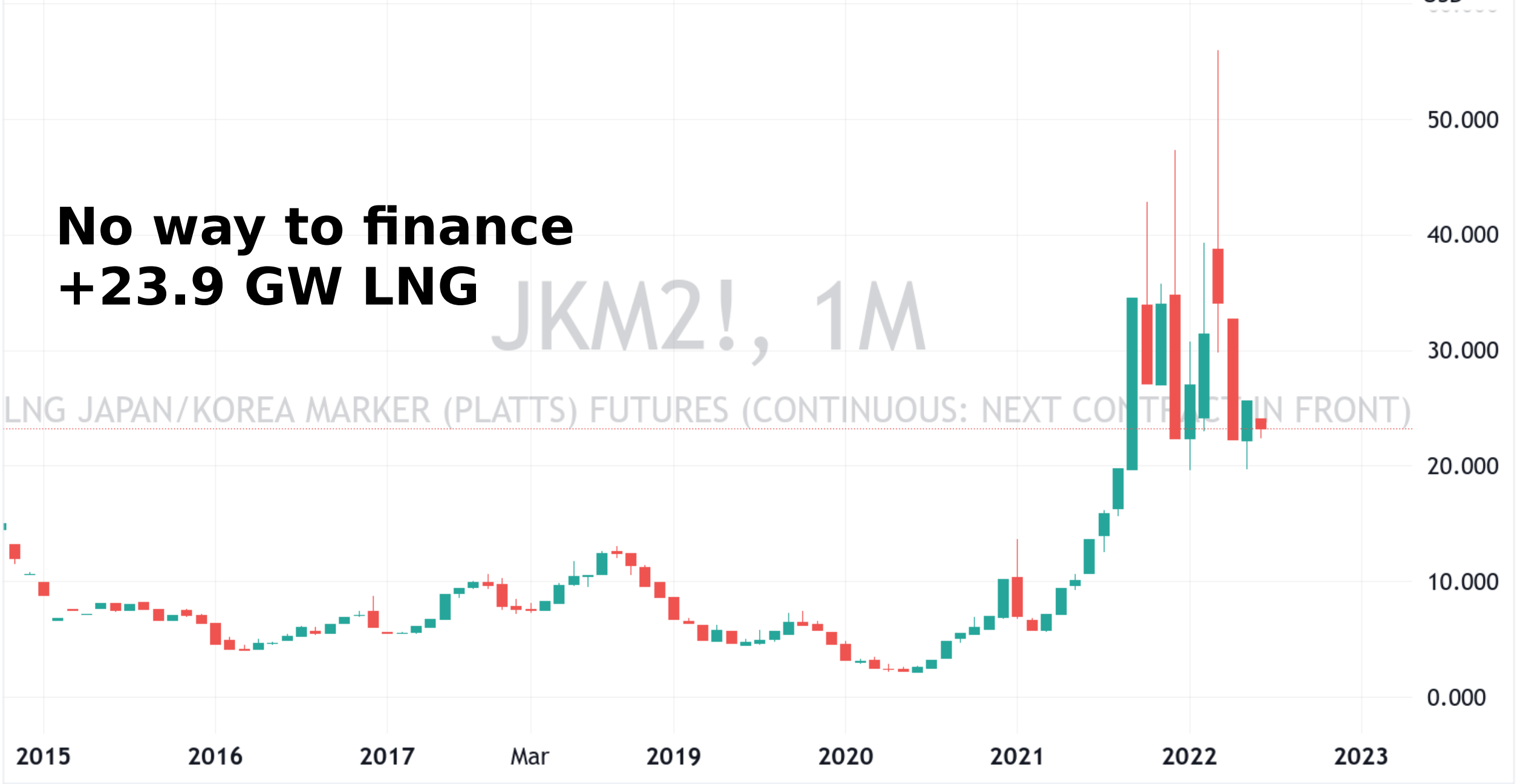
LNG JAPAN/KOREA MARKER (PLATTS) FUTURES (CONTINUOUS: NEXT CONTRACT IN FRONT), 1M, NYMEX O24.130 H24.130 L22.405 C23.200 -2.440 (-9.52%)

USD

**No way to finance  
+23.9 GW LNG**

JKM2!, 1M

LNG JAPAN/KOREA MARKER (PLATTS) FUTURES (CONTINUOUS: NEXT CONTRACT IN FRONT)



# Thi Vai, the only LNG terminal in Vietnam?

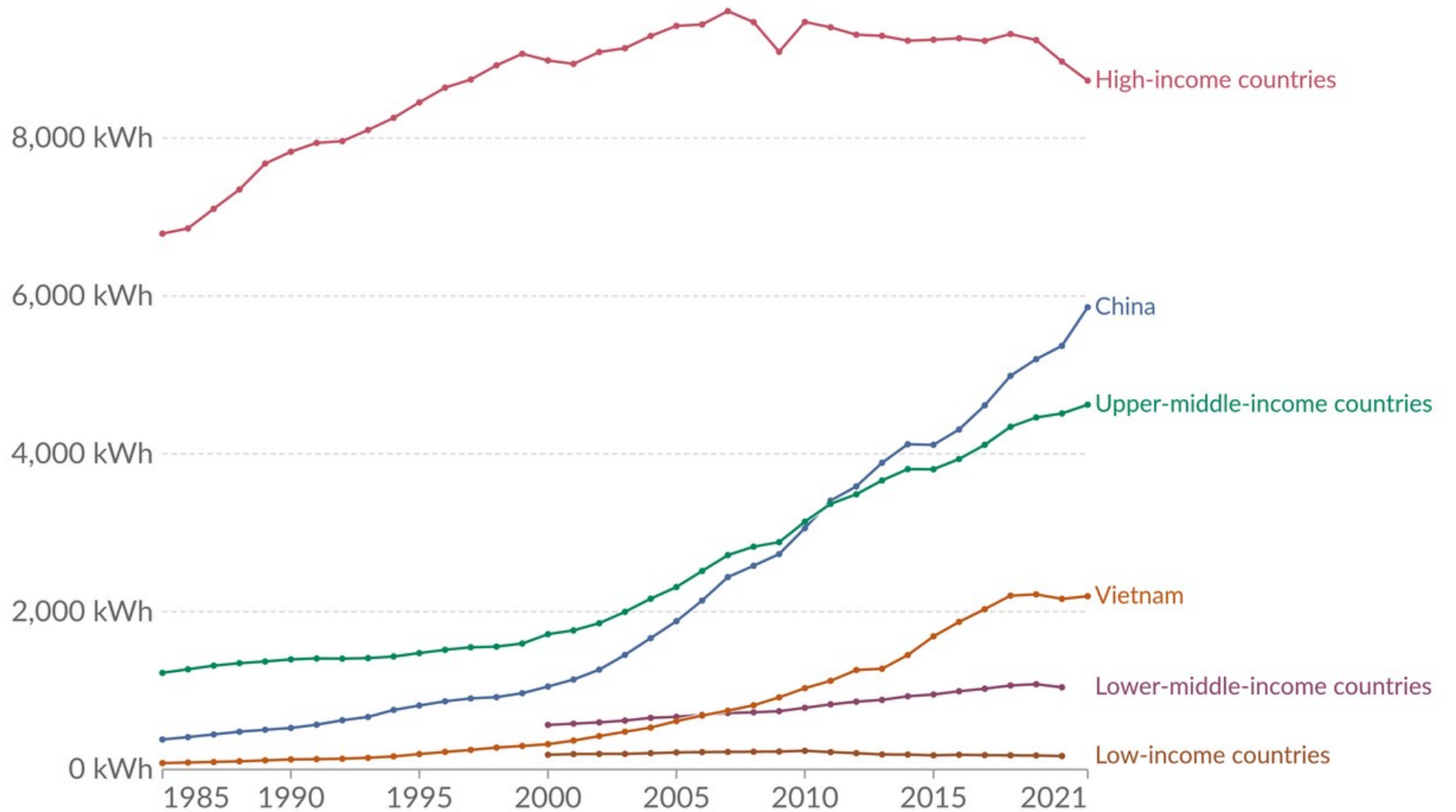


BARIA-VUNG TAU

LNG Thi Vai Terminal

## Per capita electricity generation

This is annual average electricity generation per person, measured in kilowatt-hours.



Source: Our World in Data based on BP Statistical Review of World Energy, Ember Global Electricity Review (2022) & Ember European Electricity Review (2022)  
OurWorldInData.org/energy • CC BY

# Modeling Question 1

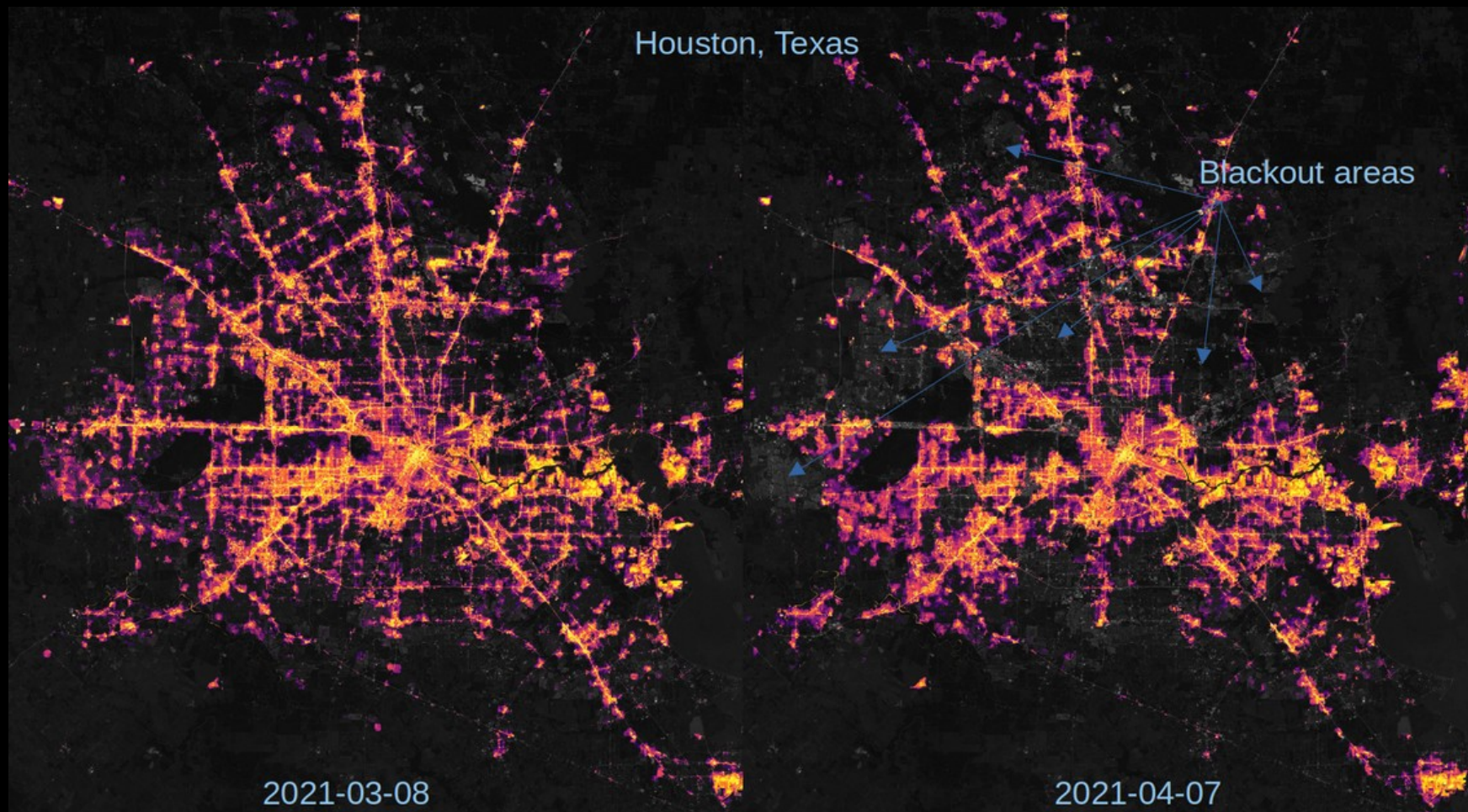
How much  
power does  
Vietnam  
needs?

#Energy  
Efficiency  
#Growth  
#Structure

# Modeling Question 2

How to ensure a  
reliable power  
supply?

#Variability  
#Storage  
#Trade



# Modeling Question 3

How to finance  
new grid,  
capacity,  
ancillary services?

#Auctions #DPPA  
#NonSovereign  
Loans  
#GreenBonds  
#ClimateFinance



# Modeling Question 4

How much  
should EVN  
raise  
electricity  
prices?

#Justice  
#Competitvity

## Electricity prices in different countries

UScent / kWh, September 2021

