



**HAL**  
open science

## **Predation of *Raoiella indica* (Acari: Tenuipalpidae) by *Stethorus tridens* Gordon (Coleoptera: Coccinellidae)**

Vaneska Barbosa Monteiro, Maria Luíza Tavares Matheus, Girleide Vieira França-Beltrão, José Wagner da Silva Melo, Debora Barbosa de Lima, Manoel Guedes Côrrea Gondim-Júnior

### ► To cite this version:

Vaneska Barbosa Monteiro, Maria Luíza Tavares Matheus, Girleide Vieira França-Beltrão, José Wagner da Silva Melo, Debora Barbosa de Lima, et al.. Predation of *Raoiella indica* (Acari: Tenuipalpidae) by *Stethorus tridens* Gordon (Coleoptera: Coccinellidae). *Acarologia*, 2024, 64 (1), pp.202-212. 10.24349/1hy9-av19 . hal-04495744

**HAL Id: hal-04495744**

**<https://hal.science/hal-04495744>**

Submitted on 8 Mar 2024







**HAL** is a multi-disciplinary open access archive for the deposit and dissemination of scientific research documents, whether they are published or not. The documents may come from teaching and research institutions in France or abroad, or from public or private research centers.

L'archive ouverte pluridisciplinaire **HAL**, est destinée au dépôt et à la diffusion de documents scientifiques de niveau recherche, publiés ou non, émanant des établissements d'enseignement et de recherche français ou étrangers, des laboratoires publics ou privés.



Distributed under a Creative Commons Attribution 4.0 International License

# Predation of *Raoiella indica* (Acari: Tenuipalpidae) by *Stethorus tridens* Gordon (Coleoptera: Coccinellidae)

Vaneska Barbosa Monteiro <sup>a</sup>, Maria Luíza Tavares Matheus <sup>a</sup>, Girleide Vieira França-Beltrão <sup>a</sup>, José Wagner da Silva Melo <sup>b</sup>, Debora Barbosa de Lima <sup>b</sup>, Manoel Guedes Côrrea Gondim-Júnior <sup>a</sup>

<sup>a</sup> Departamento de Agronomia – Entomologia, Universidade Federal Rural de Pernambuco, Recife, PE, Brasil.

<sup>b</sup> Departamento de Zoologia, Universidade Federal de Pernambuco, Centro de Biociências, Recife, PE, Brasil.

## Original research

### ABSTRACT


The red palm mite (RPM), *Raoiella indica* Hirst (Acari: Tenuipalpidae), is an invasive species in several American countries and has a wide range of hosts, causing significant damage, mainly to coconut and banana crops. Previous studies conducted in America have focused on the biological control of RPM through predatory mites and insects. *Stethorus tridens* Gordon (Coleoptera: Coccinellidae) is considered a promising biocontrol agent of phytophagous mites it has been observed on several cultures, and has a high predatory capacity. The aim of this study was to investigate *S. tridens* preferences among different developmental stages of RPM and estimating the functional and numerical responses of *S. tridens* over its most preferred prey-stage. Furthermore, the prey preference of *S. tridens* was examined between eggs of *Tetranychus evansi* Baker & Pritchard (its natural prey) and eggs of RPM through two-choice and non-choice experiments. The results showed that *S. tridens* prey on all developmental stages of RPM, with a marked preference for eggs over other stages of RPM. The functional response of this predator was type III, as consumption increased rapidly at intermediate egg densities. Predation on RPM eggs was unable to stimulate *S. tridens* reproduction, even at the highest densities. When we compared the food preference of *S. tridens* to eggs of *T. evansi* and RPM, we found that the predator preferred tetranychids. The results of this study suggested that RPM can be used as alternative prey to *S. tridens*, serving as a source of energy and allows for maintenance but not its reproduction.

Received 30 October 2023

Accepted 05 February 2024

Published 19 February 2024

Corresponding author

Vaneska Barbosa Monteiro   
vanskabarbosa@gmail.com

Academic editor  
Tsolakakis, Haralabos

<https://doi.org/10.24349/1hy9-av19>

ISSN 0044-586X (print)  
ISSN 2107-7207 (electronic)



Monteiro V. B. *et al.*

Licensed under  
Creative Commons CC-BY 4.0



**Keywords** red palm mite; Coccinellidae; functional response; prey preference; alternative prey; non essential food

## Introduction

The red palm mite (RPM), *Raoiella indica* Hirst (Acari: Tenuipalpidae), is a species native to the eastern hemisphere (Beard *et al.* 2012), that has experienced rapid territorial and host expansion (Gondim Jr. *et al.* 2012), with a record of plague in 33 countries by the year 2010 and 46 countries by 2022 (Taylor 2022). RPM have been reported in several hosts (Gondim Jr. *et al.* 2012; Gómez-Moya *et al.* 2017; Souza *et al.* 2020; Sousa Neto *et al.* 2021; Souza *et al.* 2023), causing damage to plants of agricultural importance in the families Arecaceae and Musaceae (Navia *et al.* 2015). Several studies have been conducted on the biological control of this pest (Mendes *et al.* 2018; Filgueiras *et al.* 2020; Coelho *et al.* 2020; Lira *et al.* 2021).

**How to cite this article** Monteiro V. B. *et al.* (2024), Predation of *Raoiella indica* (Acari: Tenuipalpidae) by *Stethorus tridens* Gordon (Coleoptera: Coccinellidae). *Acarologia* 64(1): 202-212. <https://doi.org/10.24349/1hy9-av19>

This method is ideal for controlling this mite in the medium- and long-term (Gondim Jr. *et al.* 2012; Navia *et al.* 2015).

Arthropod biological control agents, including insects and mites, are associated with RPM (Carrillo *et al.* 2012; Contreras-Bermúdez *et al.* 2017; Fidelis *et al.* 2022). Among these biological control agents, predatory insects of the *Stethorus* genus, such as *Stethorus keralicus* Kapur, *Stethorus parcempunctatus* Puttarudriah & ChannaBasavanna and *Stethorus tetranychii* Kapur (Puttaswamy and Rangaswamy 1976; Gupta 2001; Joshi *et al.* 2023). These predators consume phytophagous mites, mainly those from the superfamily Tetranychidae (Hodek and Honěk 1996; Biddinger *et al.* 2009). Several *Stethorus* species have been used in biological control programs against tetranychids (Kundoo and Khan 2017). *Stethorus punctum* LeConte was a successful example of the biological control of mites in the 1970s in the USA, reducing the cost of using acaricides (Asquith and Hull 1973). In Brazil, the beetle *Stethorus tridens* Gordon preys on tetranychids on plants of the Solanaceae (Britto *et al.* 2008) and Euphorbiaceae (Costa *et al.* 2020) families and is being considered a potential biological control agent.

Promising biological control agents can be evaluated through functional and numerical responses, which are key factors that regulate population dynamics in predator-prey systems (Holling 1959). The functional response focuses on changes in individual's consumption rate and food (prey) density (Solomon 1949), while the numerical response focuses on the changes in predator to prey densities (Hassel 1978). Through mathematical and statistical models, it is possible to characterize the type of functional response of the predator (Moffat *et al.* 2020) and compare its effectiveness with that of other biological control agents (Eini *et al.* 2023). The functional response involves several parameters, such as handling time ( $T_h$ ) and attack rate ( $a$ ) (Holling 1959). The handling time corresponds the time spent by the predator to identify, stalk, kill, consume and digest a prey, whereas the attack rate corresponds to proportion of prey captured by each predator per time unit (Holling 1959).

The concept of functional responses is fundamental for studies on biological control, invasive species management, and conservation biology (Dick *et al.* 2014; Mendes *et al.* 2018; Coblenz and De Long 2020), making it the first step in assessing whether natural enemies are effective in controlling pests (Lin *et al.* 2022). In areas recently colonized by RPM, there is an increasing interest in cost-effective control strategies. In South America, RPM attack banana and coconut crops, which are mostly produced by small producers. The predator *S. tridens* is frequently associated with crops in Brazil, including those in the same region invaded by RPM (Brito *et al.* 2008; Costa *et al.* 2020). Therefore, we hypothesized that *S. tridens* may prey on RPM not only due to the eating habits of the Stethorini tribe (acarophagous) but also due to their association with this pest in India, as reported by Joshi *et al.* (2023). Thus, studying the potential of generalist native control agents, such as *S. tridens*, in controlling RPM may indicate prospects for natural and sustainable biological control of pests.

The objective of this study was to investigate *S. tridens* preferences among different developmental stages of RPM and estimating the functional and numerical responses of *S. tridens* over its most preferred prey-stage of RPM. Additionally, the prey preference of *S. tridens* was examined between eggs of *Tetranychus evansi* Baker & Pritchard (its natural prey) and eggs of RPM through two-choice and non-choice experiments.

## Material and methods

### Obtaining and rearing insects and mites

*Stethorus tridens* were obtained from individuals collected on the campus of Universidade Federal Rural de Pernambuco (UFRPE) (8°01'S; 34°56'W) in *Solanum americanum* (Solanaceae) Miller plants infested with *T. evansi* and on *Musa spp.* (Musaceae) plants infested with *Tetranychus abacae* Baker & Pritchard. The confirmation of the species was made through the description of the identification key described by Gordon and Chapin (1983). Adult *S. tridens* were placed in wooden cages (100 × 60 × 80 cm) covered with voile fabric containing a plant

of *S. americanum* infested with *T. evansi*. Pupae of *S. tridens* were collected from rearing cages and kept in a Petri dish with a transparent cylindrical plastic lid (9 cm diameter) and a circular opening covered with voile fabric to allow for the passage of air. After emergence, the adults were sexed and used in experiments. Banana seedlings infested with only RPM were kept inside cages similar to those used for the rearing of *S. tridens*.

## Prey stage preference of *Stethorus tridens* to *Raoiella indica*

The preferences of *S. tridens* to RPM developmental stages were evaluated using two-choice tests. The individuals of *S. tridens* used in this experiment were obtained from *S. americanum* plants infested with *T. evansi*. Experimental units were made with acrylic containers (3 cm diameter) containing polyethylene foam (0.5 mm thick), filter paper (2.5 cm diameter), and banana leaf disk (2.5 cm diameter), superimposed in this sequence. The foam was moistened to maintain the leaf turgor. Then, 50 RPM individuals from two developmental stages (egg, larva, nymph, or adult) were randomly placed in all possible combinations, (six combinations in total: egg vs. larva, egg vs. nymph, egg vs. adult, larva vs. nymph, larva vs. adult, and nymph vs. adult). The inactive (egg) and active (larva, nymph, and adult) forms of RPM were transferred to each experimental unit using a brush. After transfer, when the active forms did not move, they were replaced. For the RPM eggs, a blank test was carried out without the use of the predator to assess the physical integrity as a function of handling; however, no correction was necessary, since the mortality rate was fewer than 5%. Subsequently, an adult female *S. tridens* of unknown age was confined to each experimental unit. Fifteen replicates were performed per combinations, and each female *S. tridens* represented a replicate. Finally, the experimental units were closed with a lid that had a circular opening closed with voile fabric to allow for the passage of air and kept at  $27\text{ }^{\circ}\text{C} \pm 1.0\text{ }^{\circ}\text{C}$ ,  $75 \pm 10\%$  R.H. and 12 h of photophase. After 24 h, prey consumption was counted. The average consumption among the items offered was compared using the  $\chi^2$  test ( $\alpha = 0.05$ ), using the Proc FREQ of SAS (SAS Institute 2008).

## Functional and numerical response of *Stethorus tridens*

The RPM eggs were transferred from the rearing unit to the experimental unit and randomly distributed at densities of 5, 10, 20, 40, 60, 120, 160, or 200 eggs/experimental unit. Adult females of *S. tridens*, of unknown age were removed from rearing and kept under food deprivation for 4 h before being confined to the experimental units. After 24 h of confinement, the number of eggs consumed and deposited was counted. To determine the type of functional response, a logistic regression of the proportion of prey consumed as a function of the density of prey offered was performed using the protocol described by Juliano (1993) (using Proc. CATMOD of SAS, SAS Institute 2008). Based on the obtained equation, the significance of the regression coefficient and sign of the linear coefficient were observed to determine the type of functional response. When not significant, the linear coefficient indicated a type I response (linear increase in prey consumption as a function of density); when negative and significant, the response was type II (rapidly increasing prey consumption as a function of density, passing through reduction until stabilization, plateau); and when positive and significant, the response was type III (accelerated increase in prey consumption with prey density, presenting a sigmoidal response) (Holling 1959). Because the experiments were conducted with prey depletion, the attack rate ( $a$ ) and handling time ( $T_h$ ) were estimated using the equation  $Ne = N_0\{1 - \exp[-(d + bN_0)(T_h Ne - T)/(1 + cN_0)]\}$  (Rogers 1972), using nonlinear regression with the least squares method (using ProcNLIN of SAS, SAS Institute 2008), where  $Ne$  is the number of prey consumed during time  $T$ ,  $N_0$  is the initial density of the prey,  $a$  is the coefficient of the attack rate (ratio of prey captured by the predator to search time), and  $T_h$  is the handling time (the time required for the predator to identify, stalk, kill, consume, and digest the prey); and  $b$ ,  $c$ , and  $d$  are constants of the function that relate  $a$  and  $N_0$  in the type III functional response:  $a = (d + bN_0)/(1 + cN_0)$ .

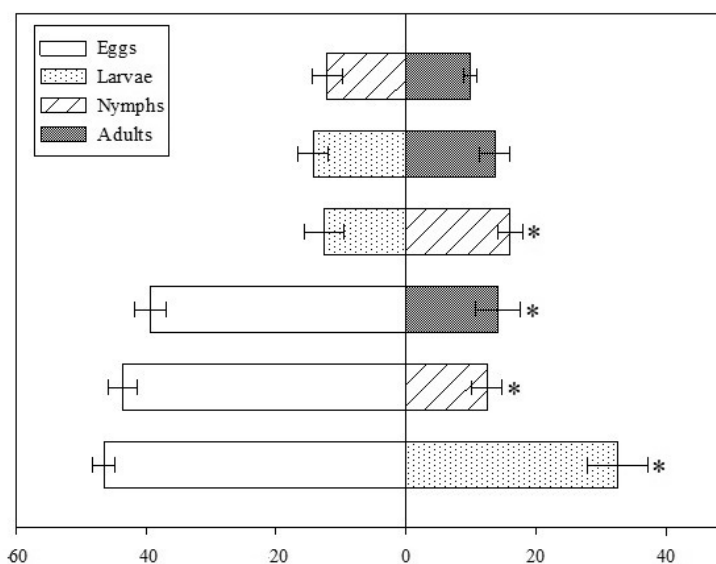
### Prey preference of *Stethorus tridens* by RPM or *Tetranychus evansi* eggs

The individuals of *S. tridens* used in this experiment were obtained from *Musa* spp. plants infested with *T. abacae*. Initially, a confinement test (non-choice test) was conducted to evaluate the consumption of *S. tridens* on RPM or *T. evansi* eggs. For this purpose, the same experimental unit used in previous experiments was used. In each unit, 120 eggs were offered. A female subject deprived of food for 4 h was placed in the experimental unit. Twenty females were subjected to this test for each treatment (RPM or *T. evansi* eggs). Each female represents a repetition. After 24 h, consumption was counted. The experiment was maintained at  $27 \text{ }^{\circ}\text{C} \pm 1.0 \text{ }^{\circ}\text{C}$ ,  $75 \pm 10\%$  RH, and 12 h of photophase. The results were subjected to normality (Kolmogorov test) and homogeneity (Bartlett test) tests using Proc TTEST of SAS (SAS Institute 2008). Two-choice tests were conducted using the same experimental units and abiotic conditions as those used in the confinement test (non-choice test). Under the leaf fragments of the experimental unit, 60 eggs of RPM and 60 eggs of *T. evansi* were randomly placed. A female *S. tridens* subject to 4 h of food deprivation was placed in each experimental unit, and 20 females were tested. After 24 h, the eggs consumed within the experimental unit of each prey species were counted. Mean consumption among prey was compared using the  $\chi^2$  test ( $\alpha = 0.05$ ) using the Proc FREQ of SAS (SAS Institute 2008).

## Results

### Prey stage preference of *Stethorus tridens* to *Raoiella indica*

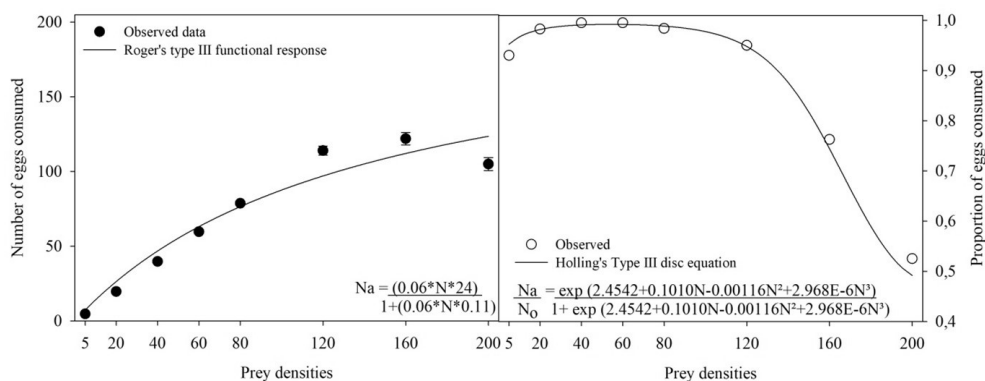
*Stethorus tridens* showed preference for eggs over others prey-stages of RPM (Figure 1) ( $\chi^2 > 37$ ;  $df = 1$ ;  $P < 0.0001$ ) and preference for nymphs over larva ( $\chi^2 = 6$ ;  $df = 1$ ;  $P = 0.0138$ ). In the other combinations there was no difference ( $\chi^2 = 0.2$ ;  $df = 1$ ;  $P = 0.6248$  to larva vs adult;  $\chi^2 = 3$ ;  $df = 1$ ;  $P = 0.0613$  to nymph vs adult). Thus, egg was the stage of development chosen to perform the functional and numerical response of *S. tridens*.



**Figure 1** Preference of *Stethorus tridens* for *Raoiella indica* stages in a choice condition. Paired comparisons among red palm mite stages. Asterisks indicate significantly different means at 5% probability level.

### Functional and numerical response of *Stethorus tridens*

*Stethorus tridens* females showed a type III functional response since the linear coefficient was positive and significant (Table 1). The consumption rate increased rapidly at intermediate densities of 20, 40, 60, and 80 eggs, with average consumption of 20, 40, 60, and 79 eggs, respectively (Figure 2). The attack rate ( $a$ ) and handling time ( $T_h$ ) were 2.65 and 0.20, respectively (Table 2). Despite the high predation observed, this was not enough to stimulate predator oviposition.



**Figure 2** Functional response curves of *Stethorus tridens* preying on increasing densities of eggs of *Raoiella indica* (A) and proportions of egg consumption by the predator (B).

### Prey preference of *Stethorus tridens* by RPM or *Tetranychus evansi* eggs

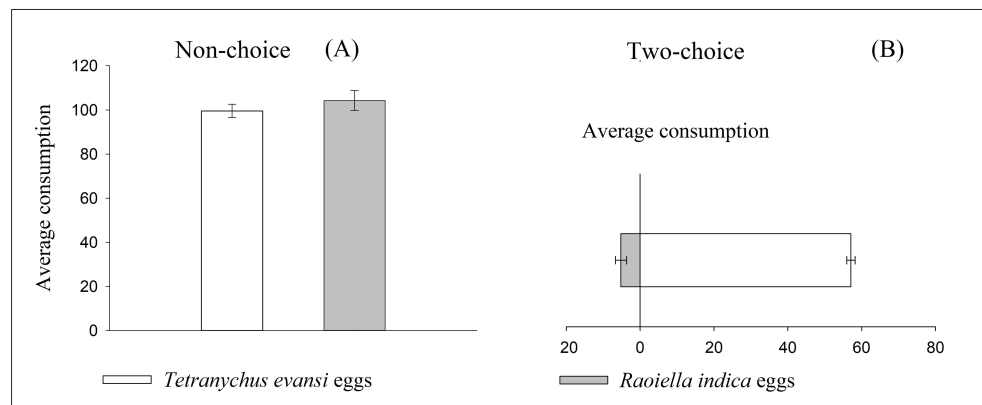
In the confinement test (non-choice test), *S. tridens* had an average consumption of approximately 100 and 105 eggs in 24 h of *T. evansi* and RPM, respectively, showing no significant ( $t_{33.2} = -1.28; P = 0.2111$ ). When submitted to the two-choice experiment, *S. tridens* preferred *T. evansi* (57 eggs) over RPM (5 eggs) ( $\chi^2 = 865; df = 1; P < 0.0001$ ) (Figure 3).

**Table 1** Holling's equation and type of functional response of *Stethorus tridens* fed red palm mite eggs; <sup>1</sup>intercept, <sup>2</sup>linear, <sup>3</sup>quadratic, <sup>4</sup>cubic, and <sup>5</sup>type of functional response.

Holling Equation	$\chi^2$	DF	P	Logistic regression coefficient				
				I <sup>1</sup> (P)	L <sup>2</sup> (P)	Q <sup>3</sup> (P)	C <sup>4</sup> (P)	Type <sup>5</sup>
$y = \frac{\exp[(0.000002968x^3) - (0.00116x^2) + (0.1010x) + 2.4542]}{1 + \exp[(0.000002968x^3) - (0.00116x^2) + (0.1010x) + 2.4542]}$	548	136	< 0.0001	2.45 (<.0001)	0.10 (<.0001)	-0.0011 (<.0001)	0.000002 (<.0001)	III

**Table 2** Attack rate ( $a'$ ) and handling time ( $T_h$ ) of the functional response of females of *Stethorus tridens* feeding on *Raoiella indica* eggs for 24 hours.

Parameter	Estimate ( $\pm$ SE)	CI (95%)
bhat ( $a'$ )	0.0627 $\pm$ 0.0039	0.0549 – 0.0705
that ( $T_h$ )	0.1144 $\pm$ 0.0073	0.0998 – 0.1289



**Figure 3** Preference of *Stethorus tridens* for eggs of *Raoiella indica* or *Tetranychus evansi* in non-choice (A) and two-choice (B). Asterisks indicate significantly different means at 5% probability level.

## Discussion

*Stethorus tridens* preyed on all development stages of RPM, with a marked preference for eggs over others stages of the prey. This characteristic has been observed in several species of the genus *Stethorus* (Ullah 2000; Ali *et al.* 2016; Costa *et al.* 2017). For example, Costa *et al.* (2017) found that *S. tridens* has a feeding preference for the eggs and larvae of the mite *Tetranychus bastosi* Tuttle, Baker & Sales. Taghizadeh *et al.* (2018) showed that the consumption rate of the predator *Stethorus gilvifrons* Mulsant was higher in the eggs of *Tetranychus urticae* Koch, followed by protonymphs and females. Ragkou *et al.* (2004) discovered that there was a higher consumption of *T. urticae* eggs compared to the predation of adult mites by *Stethorus punctillum* Weise. Predation on prey with higher nutritional value increases the fitness of the predator for greater survival and fecundity (Eubanks and Denno 2000). The egg, besides being a motionless phase, is easy to handle (Costa *et al.* 2017) and ingest compared to nymphs and adults, which have a sclerotized cuticle (Ganjisaffar and Perring 2015). In addition, RPM eggs are smaller compared to the other stages of development, making the egg preferable for the predator. Egg weight is also lower than that of other developmental stages; therefore, predators need higher egg consumption to obtain the same amount of nutrients (Ganjisaffar and Perring 2015). The preference for eggs shown by *S. tridens* is desirable for pest management, since the predator will kill eggs before they hatch and begin to feed (Filgueiras *et al.* 2020).

The functional response of *S. tridens* to RPM eggs followed the type III model. According to Holling (1965), predators exhibiting type III response are the only ones with potential to regulate the density of their prey. Later, it was reinforced by Fernández-Arhex and Corley (2003) and also by Pervez and Omkar (2005). At low prey densities such predators have lower efficiency allow the prey population to recover from population bottlenecks, avoiding local extinctions, whereas at high densities, the speed of consumption increase helping to avert outbreak (Bruzzone *et al.* 2022). Although it is not common among coccinelids, the type III functional response was also detected for others coccinelids, such as such as *S. gilvifrons* feeding on *Tetranychus turkestanii* Ugarov & Nikolski (Sohrabi and Shishehbor 2007), *Eriopis connexa* Germar and *Nephus includens* Kirsch when preying upon aphids (Sarmiento *et al.* 2007; Bayoumy 2011) and *Nephus arcuatus* Kapur when preying upon mealybug (Zarghami *et al.* 2014). It was also detected for *S. tridens* feeding on a different prey (eggs from *T. bastosi*) (Costa *et al.* 2017).

In the present study, we observed that RPM eggs were not able to support the *S. tridens* reproduction, even in the highest density. Consequently, the numerical response could not be

calculated. A similar observation was made when *S. tridens* was fed *T. bastosi* eggs (Costa *et al.* 2017). Some prey consumed in the field by coccinellids may not be nutritionally suitable for its development and reproduction (Hagen 1987; Hodek and Honěk 1996). When the prey has poor quality, the developmental time, oviposition, fecundity and fertility may be affected. Preys consumed by coccinellids are often classified as essential or alternative (Hodek 1973; Hodek and Honěk, 1996; Evans *et al.* 1999). Prey that supports pre-imaginal development with low mortality and enables an elevated reproduction is considered essential, while that which serves only as an energy source and is able to prolong survival is considered as alternative (Hodek 1973; Hodek and Honěk, 1996; Evans *et al.* 1999). Thus, the results presented here suggest that RPM eggs may be considered as alternative prey to *S. tridens*.

Although tetranychid eggs were slightly larger than tenuipalpids, the average consumption in the feedlots was virtually the same. However, when tetranychid eggs were offered with tenuipalpid eggs, *S. tridens* preferred tetranychid eggs. In this case, the difference in egg size may have influenced the food preference of *S. tridens*, because when the predator is faced with two types of prey, it selects one that is more likely to maximize its net energy gain and fitness (Stephens and Krebs 1986). Thus, larger prey is more likely to be selected by predators because of their higher energy content (Soares *et al.* 2004). Another factor that may have influenced the preference of *S. tridens* is the adaptability or previous experience of feeding this predator tetranychids, and some studies have shown that subsequent feeding behavior can be influenced by previous feeding experience (Zarghami *et al.* 2014), including acarophagous coccinellids (Houck, 1986). This is evident from the association of *S. tridens* with mites of the Tetranychidae family in the field (Britto *et al.* 2008; Costa *et al.* 2017, 2020). This shows that in the field, coccinellids may not be efficient in controlling RPM if another pest (Tetranychidae) is present. However, a predator's preference may change according to prey availability and adaptation to the new prey (Murdoch 1969; Jaworski *et al.* 2013). This preference can influence the population dynamics of low-preferred species within the same niche (Holt and Lawton 1994).

The average consumption of eggs by *S. tridens* was much higher in the confinement than in the experiment with freedom of choice. This observation is not only true for *S. tridens*; other predators, such as *Typhlodromus (Anthoseius) bagdasarjani* Wainstein & Arutunjan, 1967 (Bazgir *et al.* 2020) and *Orius minutus* Linnaeus (Song *et al.* 2018) show the same behavior when fed mites. The number of preys consumed by a predator depends on its physiological, nutritional, and morphological requirements (Soares *et al.* 2004). Prey, in turn, differs in terms of energy content and costs associated with capture and consumption (Eubanks and Denno 2000), and the predator tends to select the most suitable prey. Therefore, it is possible that in the two-choice experiment, *S. tridens* dedicated a significant part of its time to searching for the preferred prey, which reduced the number of eggs consumed.

Smaller predators, particularly those belonging to the Phytoseiidae family, have been demonstrated as effective agents in managing the RPM. Among them, *Amblyseius largoensis* Muma, *Neoseiulus barkeri* Hughes, and *Iphiseiodes zuluagai* Denmark & Muma showed a type II functional response when fed RPM (Carrillo and Peña 2012; Mendes *et al.* 2018; Filgueiras *et al.* 2020; Coelho *et al.* 2020). This quality is particularly valuable in the context of biological control programs aimed at maintaining RPM populations at low levels. *Amblyseius largoensis* has been found to be very promising for the control of RPM in the field and demonstrated selectivity for some acaricides used to control RPM (Assis *et al.* 2013). This implies that *A. largoensis* could be a viable asset for sustainable pest management strategies. Conversely, at high RPM densities, *S. tridens*, with its type III functional response, could also make a significant contribution to biological control. In this context, an approach that combines phytoseiids and Stethorini seems promising for effective RPM control in the field. A relevant example is the successful pest control strategy implemented in New Zealand, where the combined action of *Stethorus bifidus* Kapur and *Phytoseiulus persimilis* Athias-Henriot resulted in a rapid reduction in the populations of *Tetranychus lintearius* Dufour ultimately leading to an equilibrium condition for the pest over several years (Hill *et al.* 2000). However, further research is warranted to determine the potential impact of *S. tridens* on phytoseiids. Despite the



strong preference of *S. tridens* for preying on Tetranychidae, these predators can consume RPM, which may help in managing this pest in the future. Moreover, an understanding of *S. tridens* food preferences suggests that the predator may primarily target native phytophagous mites, such as *T. abacae* on bananas (Vasconcelos *et al.* 2004) and *Oligonychus pratensis* Banks on coconut palms (Calvet *et al.* 2022). However, in the absence of these preferred options, it would readily switch to attacking RPM. This adaptive behavior highlights the versatility of *S. tridens* in effectively managing various pest populations. These possibilities open up promising avenues for future research, emphasizing the need to explore predator-prey interactions and their implications for sustainable pest control strategies.

## Acknowledgments

The authors are grateful to Fundação de Amparo a Ciência e Tecnologia de Pernambuco (FACEPE) and Conselho Nacional de Desenvolvimento Científico e Tecnológico (CNPq) (Proc. N<sup>o</sup>. 306092/2021-2) for the financial support of this study.

## ORCID

Vaneska Barbosa Monteiro  <https://orcid.org/0000-0002-4270-1476>  
Maria Luíza Tavares Matheus  <https://orcid.org/0000-0003-1776-0308>  
Girleide Vieira França-Beltrão  <https://orcid.org/0000-0001-6988-9424>  
José Wagner da Silva Melo  <https://orcid.org/0000-0003-1056-8129>  
Debora Barbosa de Lima  <https://orcid.org/0000-0003-1491-7285>  
Manoel Guedes Córrea Gondim-Júnior  <https://orcid.org/0000-0001-6836-7050>

## References

- Ali A., Ahmad S., Maula F., Ali Khan I., Yasmin B. 2016. Effect of temperature on food consumption of the black ladybird beetle, *Stethorus punctum* Leconte (Coleoptera: Coccinellidae) reared on the two spotted spider mite, *Tetranychus urticae* under different constant temperatures. *J. Entomol. Zool. Stud.*, 4(1): 628-632.
- Asquith D., Hull L.A. 1973. *Stethorus punctum* and pest-population responses to pesticide treatments on apple trees. *J. Econ. Entomol.*, 66(5): 1197-1204. <https://doi.org/10.1093/jee/66.5.1197>
- Assis C.P., Morais E.G., Gondim M.G. 2013. Toxicity of acaricides to *Raoiella indica* and their selectivity for its predator, *Amblyseius largoensis* (Acari: Tenuipalpidae: Phytoseiidae). *Exp. Appl. Acarol.*, 60: 357-365. <https://doi.org/10.1007/s10493-012-9647-5>
- Bayoumy M.H. 2011. Foraging behavior of the coccinellid *Nephus includens* (Coleoptera: Coccinellidae) in response to *Aphis gossypii* (Hemiptera: Aphididae) with particular emphasis on larval parasitism. *Environ. Entomol.*, 40(4): 835-843. <https://doi.org/10.1603/EN10298>
- Bazgir F., Shakarami J., Jafari S. 2020. Prey-stage preferences, functional and numerical responses, and mutual interference of *Typhlodromus bagdasarjani* (Acari: Phytoseiidae) on *Eotetranychus frosti* (Tetranychidae). *Int. J. Acarol.*, 46(3): 185-191. <https://doi.org/10.1080/01647954.2020.1734657>
- Beard J.J., Ochoa R., Bauchan G.R., Welbourn W.C., Pooley C., Dowling, A.P.G. 2012. External mouthpart morphology in the Tenuipalpidae (Tetranychoida): *Raoiella* a case study. *Exp. Appl. Acarol.*, 57, 227-255. <https://doi.org/10.1007/s10493-012-9540-2>
- Biddinger D.J., Weber D.C., Hull L.A. 2009. Coccinellidae as predators of mites: Stethorini in biological control. *Biol. Control*, 51(2): 268-283. <https://doi.org/10.1016/j.biocontrol.2009.05.014>
- Britto E.P., Gondim Jr. M.G.C., Torres J.B., Fiaboe K.K.M., Moraes G.J., Knapp, M. 2008. Predation and reproductive output of the ladybird beetle *Stethorus tridens* preying on tomato red spider mite *Tetranychus evansi*. *BioControl*, 54: 363-368. <https://doi.org/10.1007/s10526-008-9178-5>
- Bruzzone O.A., Aguirre M.B., Hill J.G., Virla E.G., Logarzo G. 2022. Revisiting the influence of learning in predator functional response, how it can lead to shapes different from type III. *Ecol. Evol.*, 12(2): e8593. <https://doi.org/10.1002/ece3.8593>
- Calvet E.C., Lima D.B., Melo J.W., Gondim Jr. M.G.C. 2022. The expansion of invasive mite *Raoiella indica* can be improved by coexistence with *Oligonychus pratensis*. *Ann. Appl. Biol.*, 181(3): 288-297. <https://doi.org/10.1111/aab.12773>
- Carrillo D., Amalin D., Hosein F., Roda A., Duncan R.E., Peña J.E. 2012. Host plant range of *Raoiella indica* (Acari: Tenuipalpidae) in areas of invasion of the New World. *Exp. Appl. Acarol.*, 57: 271-289. <https://doi.org/10.1007/s10493-011-9487-8>

- Carrillo D., Peña J.E. 2012. Prey-stage preferences and functional and numerical responses of *Amblyseius largoensis* (Acari: Phytoseiidae) to *Raoiella indica* (Acari: Tenuipalpidae). *Exp. Appl. Acarol.*, 57: 361-372. <https://doi.org/10.1007/s10493-011-9488-7>
- Coblentz K.E., De Long J.P. 2020. Predator-dependent functional responses alter the coexistence and indirect effects among prey that share a predator. *Oikos*, 129(9): 1404-1414. <https://doi.org/10.1111/oik.07309>
- Coelho C.R., Galvão A.S., Santos M.C., Farias A.P., Teodoro A.V. 2020. Effectiveness of three species of predatory mites (Acari: Phytoseiidae) for controlling *Raoiella indica* (Acari: Tenuipalpidae). *Rev. Prot. Veg.*, 35: 1-9.
- Contreras-Bermúdez Y., Palomares-Pérez M., Galhou A., Suaste-Dzul A.P., Sarmiento-Cordero M.A., Sánchez-González J.A., Arredondo-Bernal Y.H.C. 2017. Chrysopids (Neuroptera: Chrysopidae) associated with *Raoiella indica* (Acari: Tenuipalpidae) in Colima, Mexico. *J. Entomol. Sci.*, 52(4): 460-462. <https://doi.org/10.18474/JES17-62.1>
- Costa J.F., Matos C.H.C., Oliveira C.R.F., Silva T.G., Neto I.F.L. 2017. Functional and numerical responses of *Stethorus tridens* Gordon (Coleoptera: Coccinellidae) preying on *Tetranychus bastosi* Tuttle, Baker & Sales (Acari: Tetranychidae) on physic nut (*Jatropha curcas*). *Biol. Control*, 111: 1-5. <https://doi.org/10.1016/j.biocontrol.2017.04.015>
- Costa J.F., Matos C.H.C., Oliveira C.R.F., Santos G.A. 2020. Biology and life table of *Stethorus tridens* fed *Tetranychus bastosi* on physic nut. *Bull. Insectology*, 73(1): 111-116. <https://doi.org/10.1016/j.biocontrol.2017.04.015>
- Dick J.T.A., Alexander M.E., Jeschke J.M., Ricciardi A., MacIsaac H.J., Robinson T.B., Kumschick S., Weyl O.L.F., Dunn A.M., Hatcher M.J., Paterson R.A., Farnsworth K.D., Richardson D.M. 2014. Advancing impact prediction and hypothesis testing in invasion ecology using a comparative functional response approach. *Biol Invasions*, 16: 735-753. <https://doi.org/10.1007/s10530-013-0550-8>
- Eini N., Jafari S., Fathipour Y., Prager S.M. 2023. Experienced generation-dependent functional and numerical responses of *Neoseiulus californicus* (Acari: Phytoseiidae) long-term reared on thorn apple pollen. *Acarol.*, 63(2): 539-552. <https://doi.org/10.24349/isgo-9oic>
- Eubanks M.D., Denno R.F. 2000. Health food versus fast food: the effects of prey quality and mobility on prey selection by a generalist predator and indirect interactions among prey species. *Ecol. Entomol.*, 25(2): 140-146. <https://doi.org/10.1046/j.1365-2311.2000.00243.x>
- Evans E.W., Stevenson A.T., Richards, D.R. 1999. Essential versus alternative foods of insect predators: benefits of a mixed diet. *Oecologia*, 121: 107-112. <https://doi.org/10.1007/s004420050911>
- Fernández-Arhex V., Corley J.C. 2003. The functional response of parasitoids and its implications for biological control. *Biocontrol Sci. Technol.*, 13(4): 403-413. <https://doi.org/10.1080/0958315031000104523>
- Fidelis E.G., Farias E.D.S., Junior R.J.D.S. 2022. Contribution of natural enemies and weather to the population buildup of *Raoiella indica* on coconut. *Syst. Appl. Acarol.*, 27(8): 1535-1546. <https://doi.org/10.11158/saa.27.8.6>
- Filgueiras R.M.C., Mendes J.A., Sousa Neto E.P., Monteiro N.V., Melo J.W.S. 2020. *Neoseiulus barkeri* Hughes (Acari: Phytoseiidae) as a potential control agent for *Raoiella indica* Hirst (Acari: Tenuipalpidae). *Syst. Appl. Acarol.* 25(4): 593-606. <https://doi.org/10.11158/saa.25.4.1>
- Ganjisaffar F., Perring T.M. 2015. Prey stage preference and functional response of the predatory mite *Galendromus flumenis* to *Oligonychus pratensis*. *Biol. Control*, 82: 40-45. <https://doi.org/10.1016/j.biocontrol.2014.12.004>
- Gómez-Moya C.A., Lima T.P., Morais E.G., Gondim Jr. M.G., Moraes G.D. 2017. Hosts of *Raoiella indica* Hirst (Acari: Tenuipalpidae) native to the Brazilian Amazon. *J. Agric. Sci.*, 9(4): 86-94. <https://doi.org/10.5539/jas.v9n4p86>
- Gondim Jr. M.G.C., Castro T.M., Marsaro Jr. A.L., Navia D., Melo J.W., Demite P.R., Moraes G.J. 2012. Can the red palm mite threaten the Amazon vegetation? *Syst. Biodivers.*, 10(4): 527-535. <https://doi.org/10.1080/14772000.2012.752415>
- Gordon R.D., Chapin E.A. 1983. A revision of the new world species of *Stethorus* Weise (Coleoptera: Coccinellidae). *Trans. Am. Entomol. Soc.*, 109(3): 229-276.
- Gupta Y.N. 2001. A conspectus of natural enemies of phytophagous mites and mites as potential biological control agents of agricultural pests in India. In: Halliday R.B., Walter D.E., Proctor H.C., Norton R.A., Colloff M.J. (Eds). *Proceedings of the Xth International Congress of Acarology*, CSIRO Publishing, Australia, p. 484-497.
- Hagen K.S. 1987. Nutritional ecology of terrestrial insect predators. In: F. Slansky Junior and J.G. Rodriquez, eds. *Nutritional ecology of insects, mites, spiders, and related invertebrates*. New York: John Wiley & Sons. pp. 533-577.
- Hassell M.P. 1978. *The dynamics of arthropod predator-prey systems*. Princeton, NJ, Princeton University Press, 248 pp.
- Hill R.L., Gourlay A.H., Fowler S.V. 2000. The biological control program against gorse in New Zealand. In *Proceedings of the X international Symposium on Biological Control of Weeds*. Montana State University Bozeman, Montana, USA. 917: 909-917.
- Hodek I. 1973. *Biology of Coccinellidae*. Prague: Academia the Hague. <https://doi.org/10.1007/978-94-010-2712-0>
- Hodek I., Honěk A. 1996. *Ecology of Coccinellidae*. Kluwer Academic Publishers. Dordrecht., 464. <https://doi.org/10.1007/978-94-017-1349-8>
- Holling C.S. 1959. Some characteristics of simple types of predation and parasitism. *Can. Entomol.* 91(7): 385-398. <https://doi.org/10.4039/Ent91385-7>
- Holling C.S. 1965. The functional response of predators to prey density and its role in mimicry and population regulation. *Mem. Ent. Soc. Can.*, 97(S45): 5-60. <https://doi.org/10.4039/entm9745fv>
- Holt R.D., Lawton J.H. 1994. The ecological consequences of shared natural enemies. *Annu. Rev. Ecol. Evol. Syst.*, 25(1): 495-520. <https://doi.org/10.1146/annurev.es.25.110194.002431>

- Houck M.A. 1986. Prey preference in *Stethorus punctum* (Coleoptera: Coccinellidae). *Environ. Entomol.*, 15(4): 967-970. <https://doi.org/10.1093/ee/15.4.967>
- Jaworski C.C., Bompard A., Genies L., Amiens-Desneux E., Desneux N. 2013. Preference and prey switching in a generalist predator attacking local and invasive alien pests. *PLoS One*, 8(12): e82231. <https://doi.org/10.1371/journal.pone.0082231>
- Joshi M., Muralidharan C.M., Sharma K.M., Patel P.S., Varadharasu P.R. 2023. Seasonal incidence of *Raoiella indica* Hirst (Acari: Tenuipalpidae) on different varieties of date palm in Kachchh region of Western India. *Persian J. Acarol.*, 12(1): 91-100. <https://doi.org/10.22073/pja.v12i1.76729>
- Juliano S.A. 1993. Nonlinear Curve Fitting: predation and functional response curves. In: Scheiner S.M., Gurevitch J. (Eds). *Design and analysis of ecological experiments*. Chapman and Hall, New York, p. 159-182.
- Kundoo A.A., Khan A.A. 2017. Coccinellids as biological control agents of soft bodied insects: A review. *J. Entomol. Zool. Stud.*, 5(5): 1362-1373.
- Lin T., Chen Y., Chen Y., Lin S., Hu J., Zhao J., Yang G., Yang F. Wei, H. 2022. Temperature-dependent functional response of the arboreal rove beetle, *Oligota flavicornis* (Coleoptera: Staphylinidae), a voracious predator of *Tetranychus urticae* (Acarina: Tetranychidae). *J. Econ. Entomol.*, 116(1): 90-97. <https://doi.org/10.1093/jee/toac170>
- Lira V.A., Jumbo L.O.V., Freitas G.S., Rêgo A.S., Galvão A.S., Teodoro A.V. 2021. Efficacy of *Amblyseius largoensis* (Muma) as a biocontrol agent of the red palm mite *Raoiella indica* (Acari: Tenuipalpidae). *Phytoparasitica*, 49: 103-111. <https://doi.org/10.1007/s12600-020-00875-8>
- Mendes J.A., Lima D.B., Neto E.P.D.S., Gondim Jr. M.G.C., Melo J.W.S. 2018. Functional response of *Amblyseius largoensis* to *Raoiella indica* eggs is mediated by previous feeding experience. *Syst. Appl. Acarol.*, 23(10): 1907-1914. <https://doi.org/10.11158/saa.23.10.3>
- Moffat H., Hainy M., Papanikolaou N.E., Drovandi C. 2020. Sequential experimental design for predator-prey functional response experiments. *J. R. Soc. Interface*, 17(166): 20200156. <https://doi.org/10.1098/rsif.2020.0156>
- Murdoch W.W. 1969. Switching in general predators: experiments on predator specificity and stability of prey populations. *Ecol. Monogr.*, 39(4): 335-354. <https://doi.org/10.2307/1942352>
- Navia D., Morais E.G.F., Mendonça R.D., Gondim Jr. M.G.C. 2015. Ácaro-vermelho-das-palmeiras, *Raoiella indica* Hirst. In: Vilela, E.F., Zucchi R.A. (Eds). *Pragas Introduzidas no Brasil: insetos e ácaros*. Piracicaba: Fealq. p. 418-452.
- Pervez A., Omkar. 2005. Functional responses of coccinellid predators: an illustration of a logistic approach. *J. Insect Sci.*, 5(1): 5. <https://doi.org/10.1093/jis/5.1.5>
- Puttaswamy, Rangaswamy, H.R. 1976. *Stethorus keralicus* Kapur, (Coleoptera: Coccinellidae)-a predator of arecanut palm mite. *Curr. Res.*, 5(2): 27-28.
- Ragkou V.S., Athanassiou C.G., Kavallieratos N.G., Tomanović Ž. 2004. Daily consumption and predation rate of different *Stethorus punctillum* instars feeding on *Tetranychus urticae*. *Phytoparasitica*, 32: 154-159. <https://doi.org/10.1007/BF02979781>
- Sarmento R.A., Venzon M., Pallini A., Oliveira E.E., Janssen A. 2007. Use of odours by *Cycloneda sanguinea* to assess patch quality. *Entomol. Exp. Appl.*, 124(3): 313-318. <https://doi.org/10.1111/j.1570-7458.2007.00587.x>
- SAS Institute. 2008. *SAS/STAT User's guide*, version 8.02, TS level 2 MO. SAS Institute Inc., Cary, North Carolina.
- Soares A.O., Coderre D., Schanderl H. 2004. Dietary self-selection behaviour by the adults of the aphidophagous ladybeetle *Harmonia axyridis* (Coleoptera: Coccinellidae). *J. Anim. Ecol.*, 73(3): 478-486. <https://doi.org/10.1111/j.0021-8790.2004.00822.x>
- Sohrabi F., Shishehbor P. 2007. Functional and numerical responses of *Stethorus gilvifrons* Mulsant feeding on strawberry spider mite, *Tetranychus turkestanii* Ugarov and Nikolski. *Pak. J. Biol. Sci.*, 10(24): 4563-4566. <https://doi.org/10.3923/pjbs.2007.4563.4566>
- Solomon M.E. 1949. The natural control of animal populations. *J. Anim. Ecol.*, 18(1): 1-35. <https://doi.org/10.2307/1578>
- Song B., Yang Q., Li Q., Jiang C., Wang X., Wang H. 2018. Prey preferences of *Orius munutus*. *Chin. J. Entomol.*, 55(1): 112-116.
- Sousa Neto E.P., Souza I.V., Guzzo E.C., Melo J.W.S. 2021. Carnaúba [*Copernicia prunifera* (Miller) HE Moore, Arecaceae], uma nova hospedeira de *Raoiella indica* Hirst, 1924 (Acari: Tenuipalpidae). *Entomol. Commun.*, 3: ec03045-ec03045. <https://doi.org/10.37486/2675-1305.ec03045>
- Souza I.D., Lyra-Lemos R.P., Guzzo, E.C. 2020. Potential of native palm species in Northeast Brazil as hosts for the invasive mite *Raoiella indica* (Acari: Tenuipalpidae). *Exp. Appl. Acarol.*, 80(4): 509-520. <https://doi.org/10.1007/s10493-020-00484-4>
- Souza I.V., Ferreira M.J.R., Lyra-Lemos R.P., Guzzo E.C. 2023. Plants harbouring the red palm mite *Raoiella indica* Hirst (Acari: Tenuipalpidae) in Alagoas State, Northeast Brazil, with novel host associations. *Syst. Appl. Acarol.*, 28(6): 1179-1184. <https://doi.org/10.11158/saa.28.6.12>
- Stephens D.W., Krebs J.R. 1986. *Foraging Theory*. Princeton University Press, Princeton, NJ, pp. 247.
- Taghizadeh M., Irani-Nejad K.H., Iranipour S., Moghaddam M. 2018. Daily consumption and functional response of *Stethorus gilvifrons* (Coleoptera: Coccinellidae) and *Orius albidipennis* (Hemiptera: Anthracoridae) to *Tetranychus urticae* (Acari: Tetranychidae). *Persian J. Acarol.*, 7(4): 363-380.
- Taylor B. 2022. [May 15 2022]. *Raoiella indica* (red palm mite) CABI Compendium, Datasheet. <https://doi.org/10.1079/cabicompendium.46792>
- Ullah I. 2000. Aspects of the biology of the ladybird beetle *Stethorus vagans* (Blackburn) (Coleoptera: Coccinellidae). Ph.D. Dissertation, University of Western Sydney, Australia, 180 pp.
- Vasconcelos G.J., Silva F.R.D., Gondim Jr. M.G., Barros R., Oliveira J.V. 2004. Efeito de diferentes temperaturas no desenvolvimento e reprodução de *Tetranychus abacae* Baker & Printchard (Acari:

- Tetranychidae) em bananeira *Musa* sp. cv. Prata. Neotrop. Entomol., 33(2): 149-154. <https://doi.org/10.1590/S1519-566X2004000200004>
- Zarghami S., Kocheili F., Mossadegh M.S., Allahyari H., Rasekh A. 2014. Prey preference and consumption capacity of *Nephus arcuatus* (Coleoptera: Coccinellidae): the influence of prey stage, prey size and feeding experience. Biocontrol Sci. Technol., 24(9): 1062-1072. <https://doi.org/10.1080/09583157.2014.919376>